

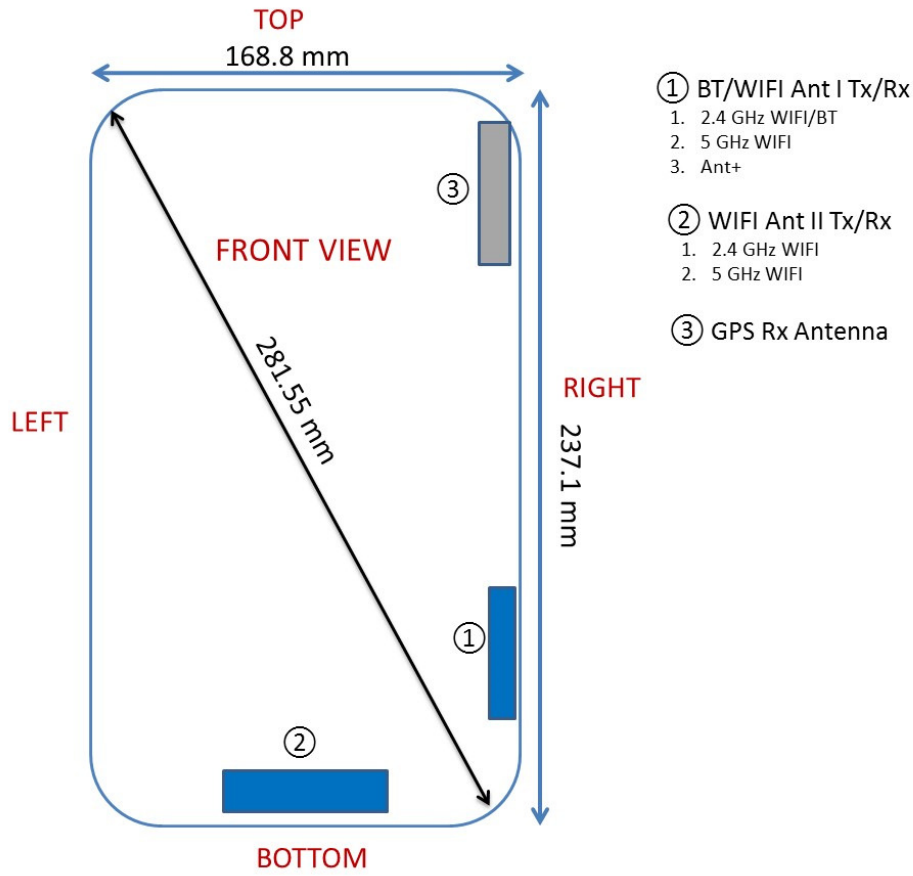




APPENDIX F: DUT ANTENNA DIAGRAM & SAR TEST SETUP PHOTOGRAPHS


FCC ID: A3LSMT813		SAR EVALUATION REPORT		Reviewed by: Quality Manager
Test Dates: 03/08/16 - 03/14/16	DUT Type: Portable Tablet			APPENDIX F: Page 1 of 4

Note: Exact antenna dimensions and separation distances are shown in the Technical Descriptions in the FCC Filing.




**Figure F-1
 DUT Antenna Locations**



FCC ID: A3LSMT813	 SAR EVALUATION REPORT 	Reviewed by: Quality Manager
Test Dates: 03/08/16 - 03/14/16	DUT Type: Portable Tablet	APPENDIX F: Page 2 of 4



SAR Test Setup Photo 1: Back Side at 0.0 cm



SAR Test Setup Photo 2: Back Side at 0.4 cm



FCC ID: A3LSMT813	 PCTEST <small>ENGINEERING LABORATORY, INC.</small>	SAR EVALUATION REPORT		Reviewed by: Quality Manager
Test Dates: 03/08/16 - 03/14/16	DUT Type: Portable Tablet			APPENDIX F: Page 3 of 4



SAR Test Setup Photo 3: Bottom Edge at 0.0 cm



SAR Test Setup Photo: Right Edge at 0.0 cm

FCC ID: A3LSMT813	 PCTEST <small>ENGINEERING LABORATORY, INC.</small>	SAR EVALUATION REPORT		Reviewed by: Quality Manager
Test Dates: 03/08/16 - 03/14/16	DUT Type: Portable Tablet			APPENDIX F: Page 4 of 4