


DUT and SAR Set-up Photos

Overall Dimensions



Front View of the DUT




Rear View of the DUT



Setup Photos


Tablet Vertical and Horizontal Reference Lines

Vertical
Center Line




Standalone Exposure Conditions


Rear (16mm)




Rear (14mm)




Rear (0mm)




Edge 1 (16mm)




Edge 1 (13mm)



Edge 1 (11mm)




Edge 1 (0mm)



Edge 2 (0mm)



Edge 3 (13mm)



Edge 3 (0mm)





Antenna Dimensions & Separation Distances

① Main1 ANT(TRX)

- GSM 850, 1900
- UMTS B2, 4, 5
- LTE B2, 4, 5, 12, 13, 17, 25, 26, 66
- NR n5, 66

② Main2 (TRX)

- LTE B41

③ NFC

④ WIFI 1 (TRX)

- WIFI 2.4G, 5G
- BT 2.4G

⑤ WIFI 2 (TRX)

- WIFI 2.4G, 5G
- BT 2.4G

