


DUT and SAR Set-up Photos

Overall Dimensions



Front View of the DUT




Rear View of the DUT



Setup Photos


Handset Vertical and Horizontal Reference Lines

Vertical
Center Line




Standalone & Hotspot mode Exposure Conditions

Rear (0mm)



Rear (14mm)



Standalone & Hotspot mode Exposure Conditions


Edge 1 (0mm)




Edge 1 (11mm)



Edge 2 (0mm)



Edge 4 (0mm)



Antenna Dimensions & Separation Distances

- ① Wi-Fi / BT Ant (TX & RX)
- ② Main Ant (TX & RX)
- GSM 850, 1900

