


## DUT and SAR Set-up Photos

### Overall Dimensions



Front View of the DUT




Rear View of the DUT



## Setup Photos

Handset Vertical and Horizontal Reference Lines


Vertical  
Center Line




Horizontal  
Line

## Body-worn Accessory & Hotspot mode Exposure Conditions

Rear 0mm



Rear at 15mm



## Hotspot Exposure Conditions


Edge 1 at 0mm



Edge 2 at 0mm



Edge 3 at 0mm



Edge 3 at 5mm



## Antenna Dimensions & Separation Distances

- ① Wi-Fi / BT Ant (TX & RX)
- ② Main Ant (TX & RX)
  - GSM 850/1900
  - W-CDMA Band 2/5
  - LTE Band 5

