


16. SETUP PHOTOS


ANTENNA PORT CONDUCTED RF MEASUREMENT SETUP

ANTENNA PORT CONDUCTED PHOTO




RADIATED RF MEASUREMENT SETUP (BELOW 1 GHz)

RADIATED FRONT=PHOTO (BELOW 1 GHz)




RADIATED BACK PHOTO (BELOW 1 GHz)




RADIATED RF MEASUREMENT SETUP (ABOVE 1 GHz)

RADIATED FRONT PHOTO (ABOVE 1 GHz)



RADIATED BACK PHOTO (ABOVE 1 GHz)




RADIATED RF MEASUREMENT SETUP FOR PORTABLE CONFIGURATION


X-AXIS FRONT PHOTO



Y-AXIS FRONT PHOTO



Z-AXIS FRONT PHOTO




POWERLINE CONDUCTED EMISSIONS MEASUREMENT SETUP


LINE CONDUCTED FRONT PHOTO



LINE CONDUCTED BACK PHOTO



DFS FRONT PHOTO



DFS BACK PHOTO



END OF REPORT