




# APPENDIX F: SAR TEST SETUP PHOTOGRAPHS



<b>FCC ID:</b> A3LSMT331	 <b>PCTEST</b> ENGINEERING LABORATORY, INC.	<b>SAR EVALUATION REPORT</b>		<b>Reviewed by:</b> Quality Manager
<b>Test Dates:</b> 01/06/2014 – 01/24/2014	<b>DUT Type:</b> Portable Tablet			<b>APPENDIX F:</b> Page 1 of 7




**SAR Test Setup Photo 1: Right Cheek**



**SAR Test Setup Photo 2: Right Tilt**



<b>FCC ID:</b> A3LSMT331	 <b>PCTEST</b> <small>ENGINEERING LABORATORY, INC.</small>	<b>SAR EVALUATION REPORT</b>		<b>Reviewed by:</b> Quality Manager
<b>Test Dates:</b> 01/06/2014 – 01/24/2014	<b>DUT Type:</b> Portable Tablet			<b>APPENDIX F:</b> Page 2 of 7



**SAR Test Setup Photo 3: Left Cheek**



**SAR Test Setup Photo 4: Left Tilt**



<b>FCC ID:</b> A3LSMT331	 <b>PCTEST</b> <small>ENGINEERING LABORATORY, INC.</small>	<b>SAR EVALUATION REPORT</b>		<b>Reviewed by:</b> Quality Manager
<b>Test Dates:</b> 01/06/2014 – 01/24/2014	<b>DUT Type:</b> Portable Tablet			<b>APPENDIX F:</b> Page 3 of 7



**SAR Test Setup Photo 5: Back Side at 12 mm**



**SAR Test Setup Photo 6: Back Side at 0 mm**



<b>FCC ID:</b> A3LSMT331	 <b>PCTEST</b> <small>ENGINEERING LABORATORY, INC.</small>	<b>SAR EVALUATION REPORT</b>	 <b>Reviewed by:</b> Quality Manager
<b>Test Dates:</b> 01/06/2014 – 01/24/2014	<b>DUT Type:</b> Portable Tablet	<b>APPENDIX F:</b> Page 4 of 7	



**SAR Test Setup Photo 7: Top Edge at 9 mm**




**SAR Test Setup Photo 8: Top Edge at 0 mm**



<b>FCC ID:</b> A3LSMT331	 <small>ENGINEERING LABORATORY, INC.</small>	<b>SAR EVALUATION REPORT</b>	 <b>Reviewed by:</b> Quality Manager
<b>Test Dates:</b> 01/06/2014 – 01/24/2014	<b>DUT Type:</b> Portable Tablet	<b>APPENDIX F:</b> Page 5 of 7	



**SAR Test Setup Photo 9: Bottom Edge at 0 mm**

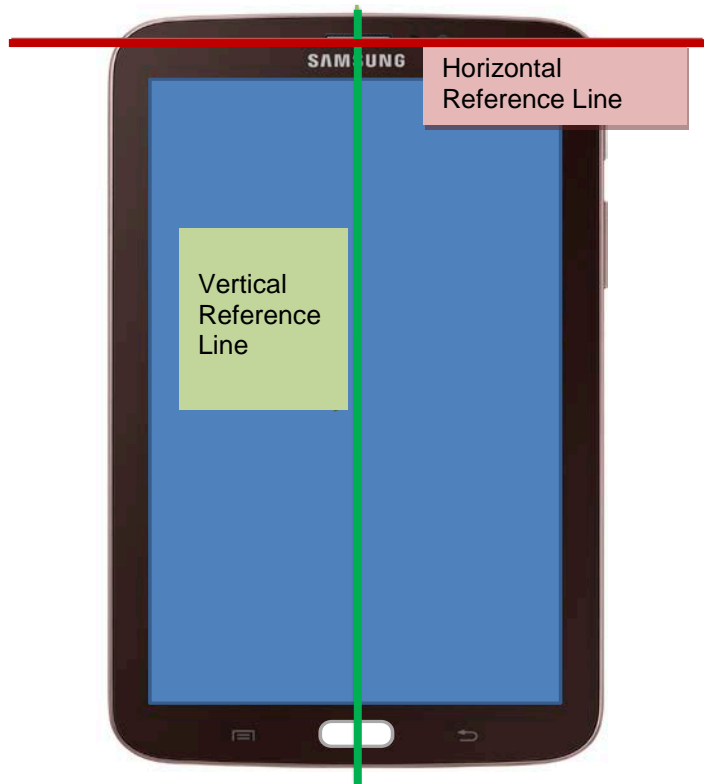


**SAR Test Setup Photo 10: Right Edge at 0 mm**



<b>FCC ID:</b> A3LSMT331	 <small>ENGINEERING LABORATORY, INC.</small>	<b>SAR EVALUATION REPORT</b>	 <b>Reviewed by:</b> Quality Manager
<b>Test Dates:</b> 01/06/2014 – 01/24/2014	<b>DUT Type:</b> Portable Tablet	<b>APPENDIX F:</b> Page 6 of 7	



SAR Test Setup Photo 11: Left Edge at 0 mm



SAR Test Setup Photo 12: Vertical and Horizontal Reference Lines

<b>FCC ID:</b> A3LSMT331	 <b>PCTEST</b> <small>ENGINEERING LABORATORY, INC.</small>	<b>SAR EVALUATION REPORT</b>		<b>Reviewed by:</b> Quality Manager
<b>Test Dates:</b> 01/06/2014 – 01/24/2014	<b>DUT Type:</b> Portable Tablet			<b>APPENDIX F:</b> Page 7 of 7