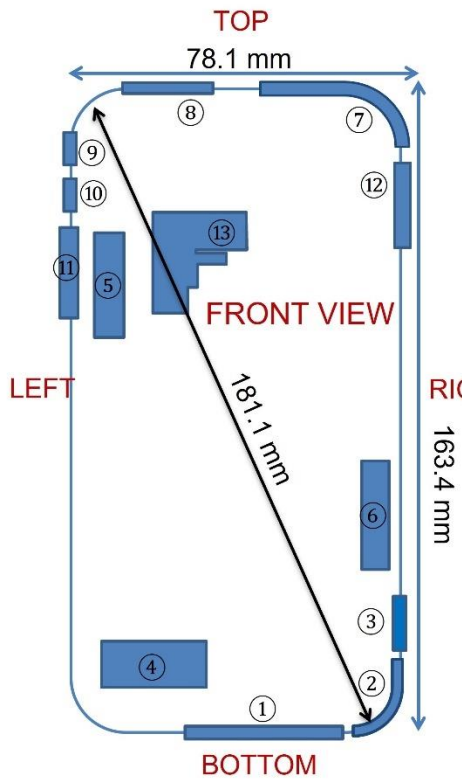


APPENDIX K: DUT ANTENNA DIAGRAM & SAR TEST SETUP PHOTOGRAPHS

FCC ID: A3LSMS918U	SAR EVALUATION REPORT	Approved by: Technical Manager
DUT Type: Portable Handset		APPENDIX K: Page 1 of 14



- ① Main Band Antenna I Tx/Rx (Ant A)
1. GSM/GPRS/EDGE 850/1900 MHz
 2. UMTS Band II/IV/V
 3. LTE Band 2/4/5/12/13/14/25/26/30/66/71
 4. LTE B29 (PRx Only)
 5. NR Band n2/5/12/25/26/66/71
 6. NR Band n30 (Tx Hopping)
 7. NR Band n29 (PRx only)
 8. NR Band n30 (DRx only)

- ② Main Band Antenna II Tx/Rx (Ant B)
1. NR Band n41 (SRS)
 2. LTE Band 7/38/41
 3. NR Band n7
 4. NR Band n41/38 (Tx Hopping)
 5. NR Band n41/38 (DRx Only)

- ③ Main Band Antenna III Tx/Rx (Ant C)
1. NR Band n48/77 (SRS)
 2. LTE Band 2/4/25/66 4x4 MIMO (PRx Only)
 3. NR Band n2/25/66 4x4 MIMO (PRx Only)
 4. LTE Band 48 (DRx Only)
 5. NR Band n48/77 (DRx Only)

- ④ Main Band Antenna IV Tx/Rx (Ant D)
1. NR Band n41/48/77 (SRS)
 2. LTE Band 30/41 4x4 MIMO (PRx Only)
 3. LTE Band 48 4x4 MIMO (DRx Only)
 4. NR Band n30/41/48/77 4x4 MIMO (Rx Only)

- ⑤ mmWave Tx/Rx (Ant M)
1. NR mm Wave Band n258/260/261

- ⑥ mmWave Tx/Rx (Ant N)
1. NR mm Wave Band n258/260/261

- ⑦ Sub Antenna I Tx/Rx (Ant E)
1. NR Band n41 (SRS)
 2. LTE Band 46 (PRx Only)
 3. GSM/GPRS/EDGE 850 MHz (DRx Only)
 4. UMTS Band V (DRx Only)
 5. LTE Band 5/12/13/14/26/29/71 (DRx Only)
 6. NR Band n5/12/26/29/71 (DRx Only)
 7. NR Band n30/41 4x4 MIMO (PRx Only)
 8. LTE Band 30/41 4x4 MIMO (DRx Only)
 9. 5 GHz WLAN Ant 2
 10. 6 GHz WLAN Ant 2

- ⑧ Sub Antenna II Tx/Rx (Ant F)
1. LTE Band 2/4/7/25/30/38/41/66 (Tx Hopping)
 2. NR Band n30/38/41
 3. NR Band n2/7/25/66 (Tx Hopping)
 4. GSM/GPRS/EDGE 1900 MHz (DRx Only)
 5. UMTS Band II/IV (DRx Only)
 6. LTE Band 2/4/7/25/30/38/41/66 (DRx only)
 7. NR Band n2/7/25/66 (DRx only)
 8. GPS L1

- ⑨ Sub Antenna III Tx/Rx (Ant G)
1. LTE Band 48
 2. NR Band n48/77
 3. LTE Band 46 (DRx Only)
 4. 5 GHz WLAN Ant 1
 5. 6 GHz WLAN Ant 1

- ⑩ Sub Antenna IV Tx/Rx (Ant H)
1. 2.4 GHz WLAN Ant 1
 2. 2.4 GHz Bluetooth Ant 1
 3. LTE B2/4/25/66 4x4 MIMO (DRx Only)
 4. NR Band n2/25/66 4x4 MIMO (DRx Only)
 5. GPS L5

- ⑪ Sub Antenna V Tx/Rx (Ant I)
1. NR Band n48/77 (SRS)
 2. LTE Band 48 4x4 MIMO (PRx Only)
 3. NR Band n48/77 4x4 MIMO (PRx Only)
 4. UWB Ant 1

- ⑫ Sub Antenna VI Tx/Rx (Ant J)
1. 2.4 GHz WLAN Ant 2
 2. 2.4 GHz Bluetooth Ant 2

- ⑬ UWB Antenna Tx/Rx
1. UWB Ant 2

Note: Exact antenna dimensions and separation distances are shown in the Technical Descriptions in the FCC Filing.

Figure K-1
DUT Antenna Locations

FCC ID: A3LSMS918U	SAR EVALUATION REPORT	Approved by: Technical Manager
DUT Type: Portable Handset		APPENDIX K: Page 2 of 14

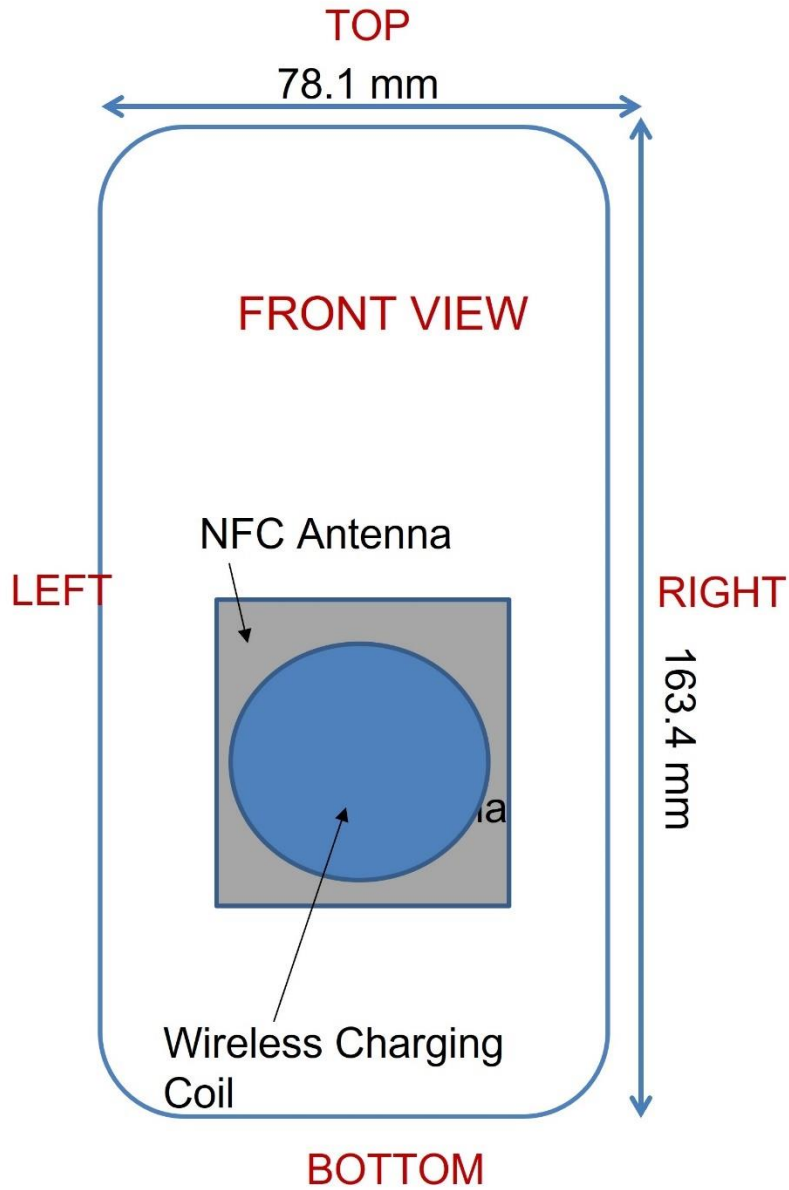




Figure K-2
NFC Antenna Locations

FCC ID: A3LSMS918U	SAR EVALUATION REPORT	Approved by: Technical Manager
DUT Type: Portable Handset		APPENDIX K: Page 3 of 14




SAR Test Setup Photo 1 – Head, Right Cheek at 0mm




SAR Test Setup Photo 2 – Head, Right Tilt at 0mm

FCC ID: A3LSMS918U	SAR EVALUATION REPORT	Approved by: Technical Manager
DUT Type: Portable Handset		APPENDIX K: Page 4 of 14




SAR Test Setup Photo 3 – Head, Left Cheek at 0mm




SAR Test Setup Photo 4 – Head, Left Tilt at 0mm

FCC ID: A3LSMS918U	SAR EVALUATION REPORT	Approved by: Technical Manager
DUT Type: Portable Handset		APPENDIX K: Page 5 of 14




SAR Test Setup Photo 5 – Body-worn, Back Side at 15mm



SAR Test Setup Photo 6 – Hotspot, Back Side at 10mm

FCC ID: A3LSMS918U	SAR EVALUATION REPORT	Approved by: Technical Manager
DUT Type: Portable Handset		APPENDIX K: Page 6 of 14



SAR Test Setup Photo 7 – Phablet, Back Side at 8mm




SAR Test Setup Photo 8 – Phablet, Back Side at 0mm

FCC ID: A3LSMS918U	SAR EVALUATION REPORT	Approved by: Technical Manager
DUT Type: Portable Handset		APPENDIX K: Page 7 of 14




SAR Test Setup Photo 9 – Hotspot, Front Side at 10mm




SAR Test Setup Photo 10 – Phablet, Front Side at 6mm

FCC ID: A3LSMS918U	SAR EVALUATION REPORT	Approved by: Technical Manager
DUT Type: Portable Handset		APPENDIX K: Page 8 of 14




SAR Test Setup Photo 11 – Phablet, Front Side at 0mm



SAR Test Setup Photo 12 – Phablet, Bottom Edge at 12mm

FCC ID: A3LSMS918U	SAR EVALUATION REPORT	Approved by: Technical Manager
DUT Type: Portable Handset		APPENDIX K: Page 9 of 14




SAR Test Setup Photo 13 – Hotspot, Bottom Edge at 10mm




SAR Test Setup Photo 14 – Phablet, Bottom Edge at 0mm

FCC ID: A3LSMS918U	SAR EVALUATION REPORT	Approved by: Technical Manager
DUT Type: Portable Handset		APPENDIX K: Page 10 of 14




SAR Test Setup Photo 15 – Hotspot, Top Edge at 10mm



SAR Test Setup Photo 16 – Phablet, Top Edge at 0mm

FCC ID: A3LSMS918U	SAR EVALUATION REPORT	Approved by: Technical Manager
DUT Type: Portable Handset		APPENDIX K: Page 11 of 14




SAR Test Setup Photo 17 – Hotspot, Right Edge at 10mm




SAR Test Setup Photo 18 – Phablet, Right Edge at 0mm

FCC ID: A3LSMS918U	SAR EVALUATION REPORT	Approved by: Technical Manager
DUT Type: Portable Handset		APPENDIX K: Page 12 of 14

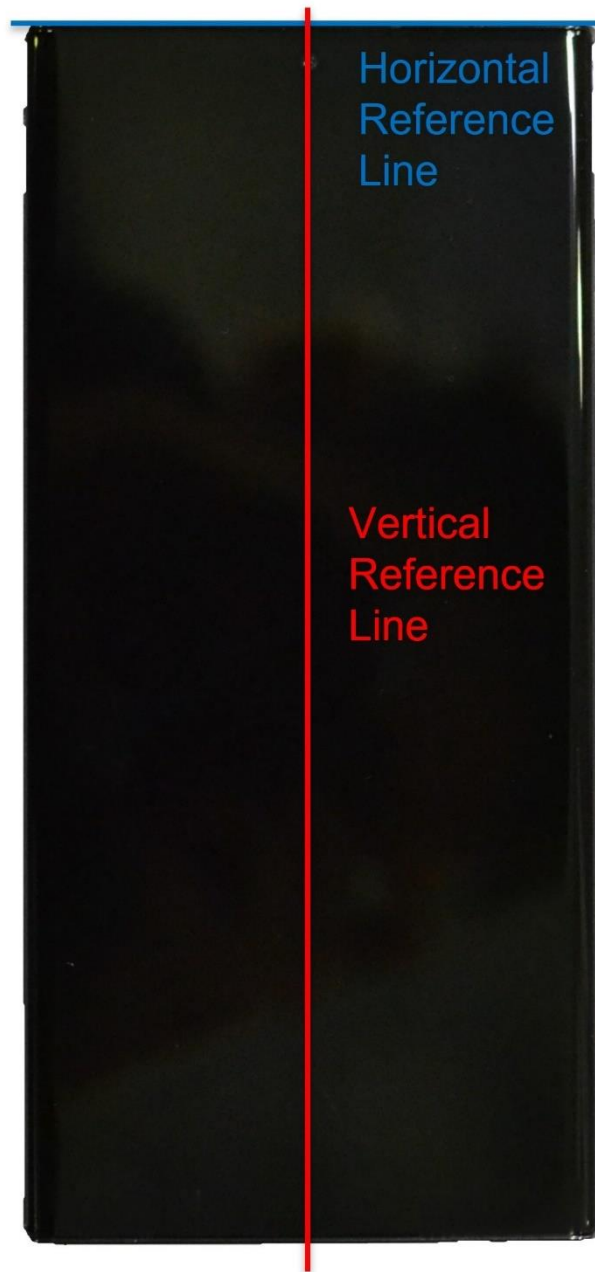


SAR Test Setup Photo 19 – Hotspot, Left Edge at 10mm



SAR Test Setup Photo 20 – Phablet, Left Edge at 0mm

FCC ID: A3LSMS918U	SAR EVALUATION REPORT	Approved by: Technical Manager
DUT Type: Portable Handset		APPENDIX K: Page 13 of 14



SAR Test Setup Photo 21 – Reference Lines

FCC ID: A3LSMS918U	SAR EVALUATION REPORT	Approved by: Technical Manager
DUT Type: Portable Handset		APPENDIX K: Page 14 of 14