



APPENDIX B: TEST SETUP PHOTOGRAPHS

FCC ID: A3LSMS918U	PART 2 RF EXPOSURE EVALUATION REPORT	Approved by: Technical Manager
DUT Type: Portable Handset		APPENDIX B: Page 1 of 5




Test Setup Photo 1 – Conducted Test Setup (Figure 6-1a)




Test Setup Photo 2 – Conducted Test Setup (Figure 6-1a)

FCC ID: A3LSMS918U	PART 2 RF EXPOSURE EVALUATION REPORT	Approved by: Technical Manager
DUT Type: Portable Handset		APPENDIX B: Page 2 of 5




Test Setup Photo 3 – Conducted Test Setup (Figure 6-1b)




Test Setup Photo 4 - Conducted Test Setup (Figure 6-1a)

FCC ID: A3LSMS918U	PART 2 RF EXPOSURE EVALUATION REPORT	Approved by: Technical Manager
DUT Type: Portable Handset		APPENDIX B: Page 3 of 5




Test Setup Photo 5 – Conducted Test Setup (Figure 6-1c)

<p>FCC ID: A3LSMS918U</p>	<p>PART 2 RF EXPOSURE EVALUATION REPORT</p>	<p>Approved by: Technical Manager</p>
<p>DUT Type: Portable Handset</p>		<p>APPENDIX B: Page 4 of 5</p>



Test Setup Photo 6 – Radiated Power Measurement Setup (Figure 7-1)



Test Setup Photo 7 – Radiated Power Measurement Setup (Figure 7-2)

FCC ID: A3LSMS918U	PART 2 RF EXPOSURE EVALUATION REPORT	Approved by: Technical Manager
DUT Type: Portable Handset		APPENDIX B: Page 5 of 5