

APPENDIX B: SAR DIPOLE VERIFICATION PLOTS

ELEMENT

DUT: Dipole 1750.0 MHz; Type: D1750V2 - SN1150

Communication System: UID: 0, CW; Frequency: 1750.0 MHz
Medium: 1750 Body; Medium parameters used:
f = 1750.0 MHz; cond = 1.54 S/m; perm = 51.0; density = 1000 kg/m³
Phantom Section: Flat; Space: 10 mm

Test Date: 12/08/2022; Ambient Temp: 23.1°C; Tissue Temp: 20.4°C

Probe: EX3DV4 - SN7406; ConvF:(8.06,8.06,8.06); Calibrated: 2022-07-18
Sensor-Surface: 1.4mm (VMS + 6p)
Electronics: DAE4 Sn1677; Calibrated: 2022-07-18
Phantom: Twin-SAM V8.0; Serial: 2064
Measurement SW: DASY Module SAR V16.2.0.1425

1750 MHz System Verification at 20 dBm (100 mW)

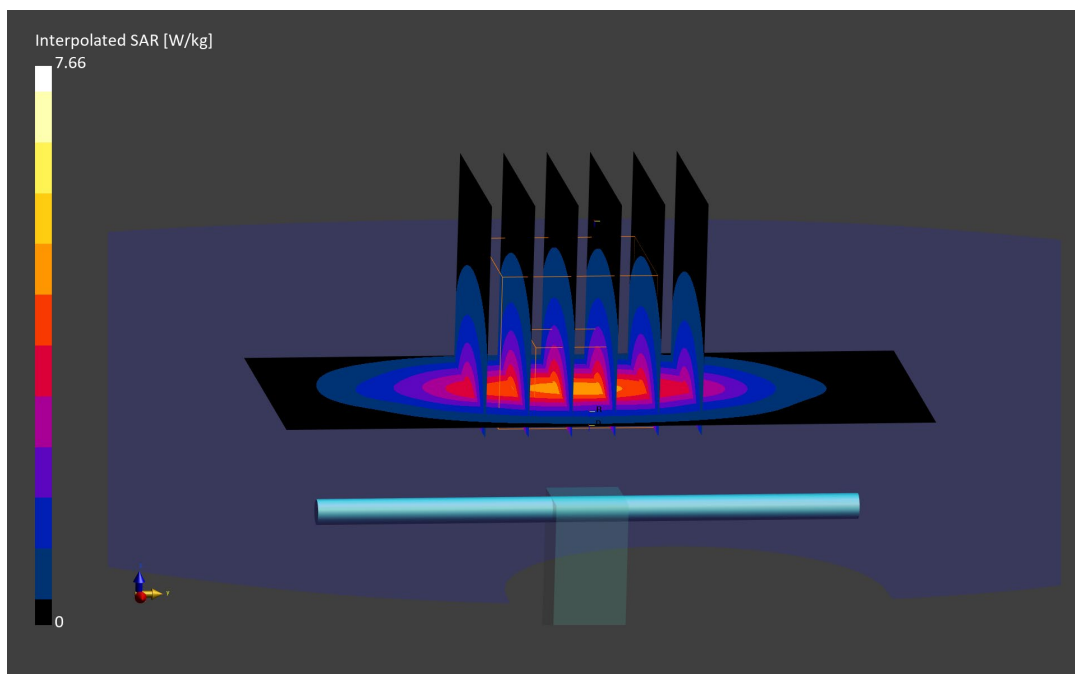
Area Scan (40.0 x 90.0): Measurement grid: dx=10.0 mm, dy=15.0 mm

Zoom Scan (30.0 x 30.0 x 30.0): Measurement grid: dx=6.0 mm, dy=6.0 mm, dz=1.5 mm; Graded Ratio: 1.5

Peak SAR (extrapolated) = 7.66 W/kg

SAR(1 g) = 3.94 W/kg; SAR(10 g) = 2.08 W/kg

Deviation (1 g) = 4.23%; Deviation (10 g) = 4.00%



ELEMENT

DUT: Dipole 1750.0 MHz; Type: D1750V2 - SN1148

Communication System: UID: 0, CW; Frequency: 1750.0 MHz
Medium: 1750 Body; Medium parameters used:
f = 1750.0 MHz; cond = 1.47 S/m; perm = 53.3; density = 1000 kg/m³
Phantom Section: Flat; Space: 10 mm

Test Date: 12/11/2022; Ambient Temp: 22.9°C; Tissue Temp: 20.4°C

Probe: EX3DV4 - SN7410; ConvF:(8.14,8.14,8.14); Calibrated: 2022-07-19
Sensor-Surface: 1.4mm (VMS + 6p)
Electronics: DAE4 Sn1583; Calibrated: 2022-07-18
Phantom: Twin-SAM V8.0; Serial: 1966
Measurement SW: DASY Module SAR V16.2.0.1425

1750 MHz System Verification at 20 dBm (100 mW)

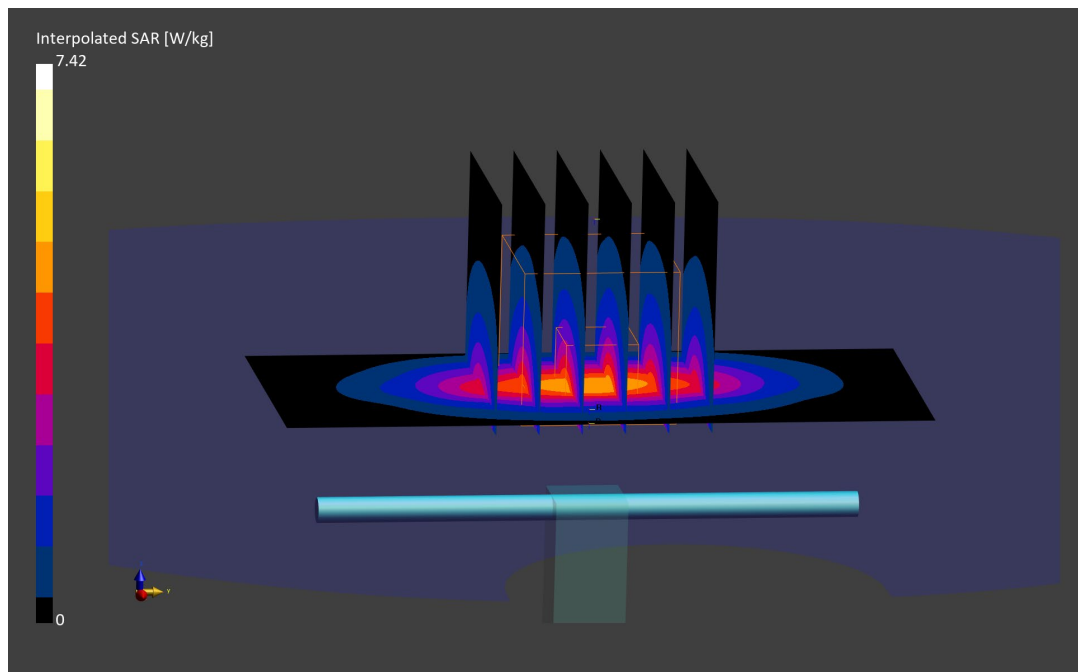
Area Scan (40.0 x 90.0): Measurement grid: dx=10.0 mm, dy=15.0 mm

Zoom Scan (30.0 x 30.0 x 30.0): Measurement grid: dx=6.0 mm, dy=6.0 mm, dz=1.5 mm; Graded Ratio: 1.5

Peak SAR (extrapolated) = 7.43 W/kg

SAR(1 g) = 3.94 W/kg; SAR(10 g) = 2.09 W/kg

Deviation (1 g) = 6.20%; Deviation (10 g) = 6.63%



ELEMENT

DUT: Dipole 1900.0 MHz; Type: D1900V2 - SN5d148

Communication System: UID: 0, CW; Frequency: 1900.0 MHz
Medium: 1900 Body; Medium parameters used:
f = 1900.0 MHz; cond = 1.50 S/m; perm = 53.8; density = 1000 kg/m³
Phantom Section: Flat; Space: 10 mm

Test Date: 12/12/2022; Ambient Temp: 20.0°C; Tissue Temp: 22.5°C

Probe: EX3DV4 - SN7488; ConvF:(8.33,8.33,8.33); Calibrated: 2022-02-21
Sensor-Surface: 1.4mm (VMS + 6p)
Electronics: DAE4 Sn1415; Calibrated: 2022-02-23
Phantom: Twin-SAM V8.0; Serial: 2065
Measurement SW: DASY Module SAR V16.2.0.1425

1900 MHz System Verification at 20 dBm (100 mW)

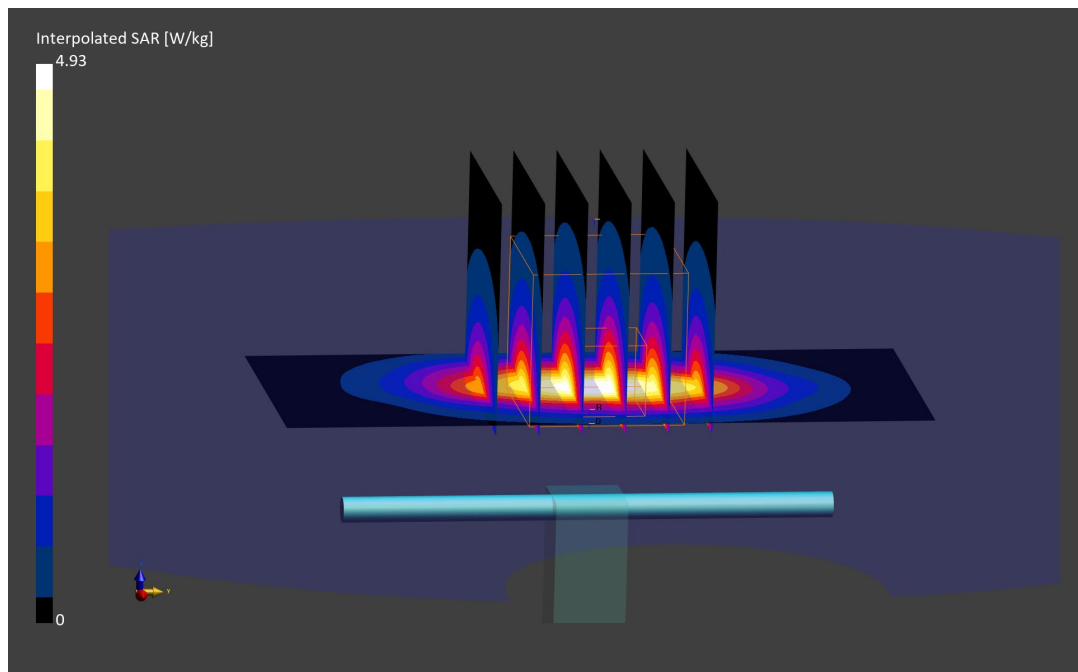
Area Scan (40.0 x 90.0): Measurement grid: dx=10.0 mm, dy=15.0 mm

Zoom Scan (30.0 x 30.0 x 30.0): Measurement grid: dx=6.0 mm, dy=6.0 mm, dz=1.5 mm; Graded Ratio: 1.5

Peak SAR (extrapolated) = 7.38 W/kg

SAR(1 g) = 3.90 W/kg; SAR(10 g) = 2.00 W/kg

Deviation (1 g) = -2.26%; Deviation (10 g) = -4.31%



ELEMENT

DUT: Dipole 1900.0 MHz; Type: D1900V2 - SN5d080

Communication System: UID: 0, CW; Frequency: 1900.0 MHz
Medium: 1900 Body; Medium parameters used:
f = 1900.0 MHz; cond = 1.54 S/m; perm = 51.9; density = 1000 kg/m³
Phantom Section: Flat; Space: 10 mm

Test Date: 12/13/2022; Ambient Temp: 22.5°C; Tissue Temp: 21.8°C

Probe: EX3DV4 - SN7570; ConvF:(8.19,8.19,8.19); Calibrated: 2022-01-19
Sensor-Surface: 1.4mm (VMS + 6p)
Electronics: DAE4 Sn1558; Calibrated: 2022-01-14
Phantom: Twin-SAM V8.0; Serial: 20063
Measurement SW: DASY Module SAR V16.2.0.1425

1900 MHz System Verification at 20 dBm (100 mW)

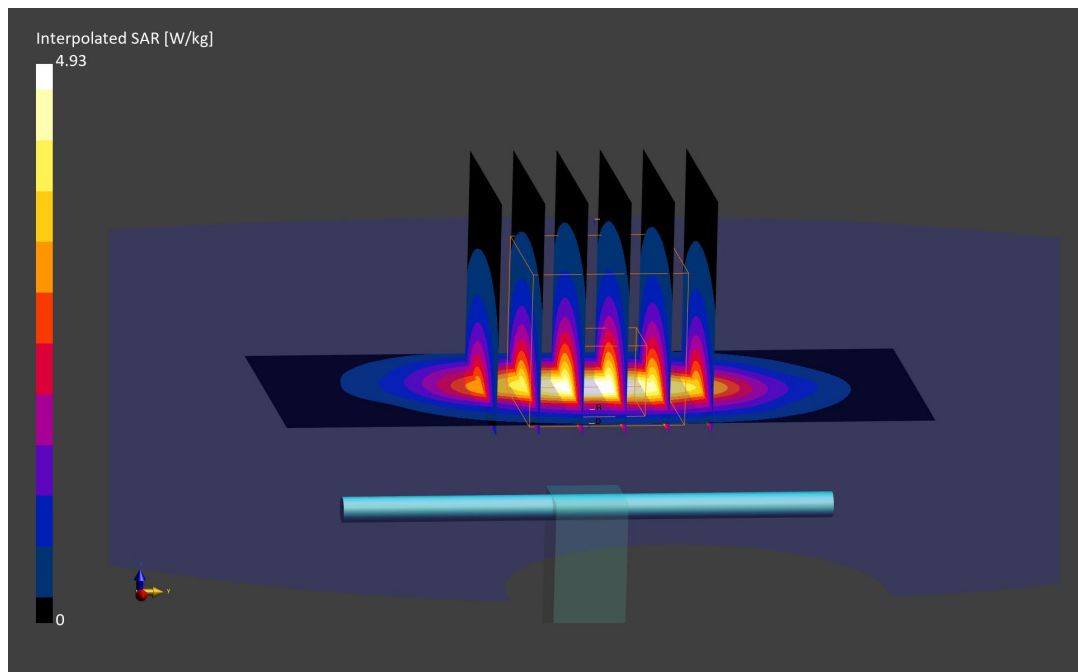
Area Scan (40.0 x 90.0): Measurement grid: dx=10.0 mm, dy=15.0 mm

Zoom Scan (30.0 x 30.0 x 30.0): Measurement grid: dx=6.0 mm, dy=6.0 mm, dz=1.5 mm; Graded Ratio: 1.5

Peak SAR (extrapolated) = 7.74 W/kg

SAR(1 g) = 3.95 W/kg; SAR(10 g) = 2.05 W/kg

Deviation (1 g) = -2.95%; Deviation (10 g) = -3.76%



ELEMENT

DUT: Dipole 2300.0 MHz; Type: D2300V2 - SN1073

Communication System: UID: 0, CW; Frequency: 2300.0 MHz
Medium: 2450 Body; Medium parameters used:
f = 2300.0 MHz; cond = 1.76 S/m; perm = 55.4; density = 1000 kg/m³
Phantom Section: Flat; Space: 10 mm

Test Date: 12/14/2022; Ambient Temp: 20.7°C; Tissue Temp: 21.3°C

Probe: EX3DV4 - SN7409; ConvF:(7.47,7.47,7.47); Calibrated: 2022-06-16
Sensor-Surface: 1.4mm (VMS + 6p)
Electronics: DAE4 Sn1334; Calibrated: 2022-06-14
Phantom: Twin-SAM V5.0; Serial: 1792
Measurement SW: DASY Module SAR V16.2.0.1425

2300 MHz System Verification at 20 dBm (100 mW)

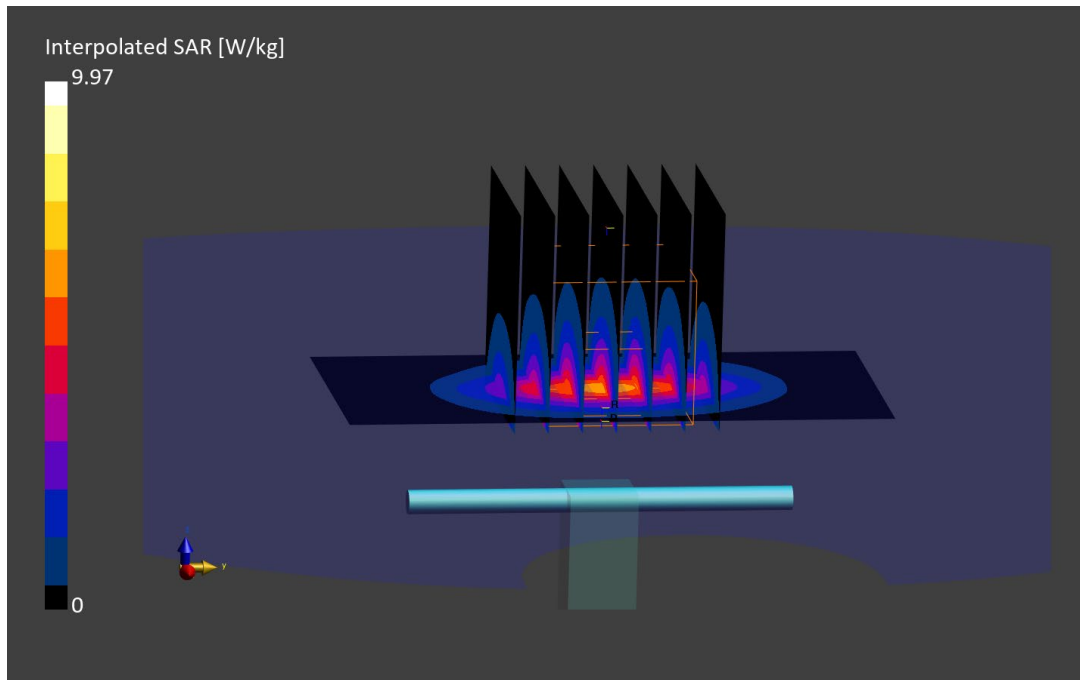
Area Scan (40.0 x 80.0): Measurement grid: dx=10.0 mm, dy=10.0 mm

Zoom Scan (30.0 x 30.0 x 30.0): Measurement grid: dx=5.0 mm, dy=5.0 mm, dz=1.5 mm; Graded Ratio: 1.5

Peak SAR (extrapolated) = 9.97 W/kg

SAR(1 g) = 4.80 W/kg; SAR(10 g) = 2.27 W/kg

Deviation (1 g) = -0.21%; Deviation (10 g) = -3.81%



ELEMENT

DUT: Dipole 2450.0 MHz; Type: D2450V2 - SN719

Communication System: UID: 0, CW; Frequency: 2450.0 MHz
Medium: 2450 Body; Medium parameters used:
f = 2450.0 MHz; cond = 2.00 S/m; perm = 51.4; density = 1000 kg/m³
Phantom Section: Flat; Space: 10 mm

Test Date: 12/13/2022; Ambient Temp: 23.8°C; Tissue Temp: 20.1°C

Probe: EX3DV4 - SN7527; ConvF:(7.38,7.38,7.38); Calibrated: 2022-03-21
Sensor-Surface: 1.4mm (VMS + 6p)
Electronics: DAE4 Sn1272; Calibrated: 2022-03-16
Phantom: Twin-SAM V5.0; Serial: 1757
Measurement SW: DASY Module SAR V16.2.0.1425

2450 MHz System Verification at 20 dBm (100 mW)

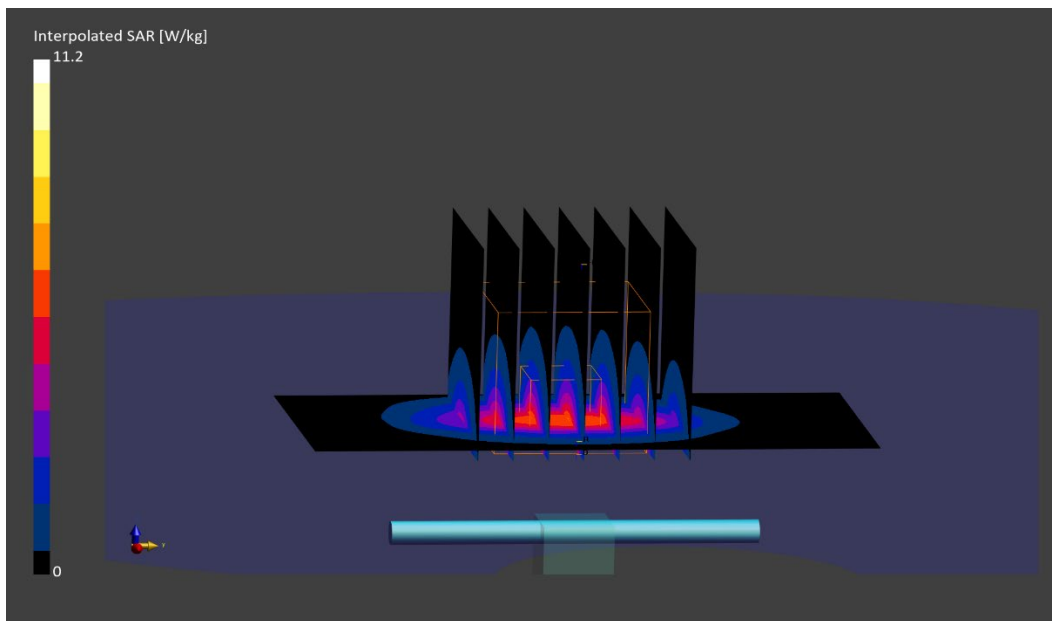
Area Scan (40.0 x 80.0): Measurement grid: dx=10.0 mm, dy=10.0 mm

Zoom Scan (30.0 x 30.0 x 30.0): Measurement grid: dx=5.0 mm, dy=5.0 mm, dz=1.5 mm; Graded Ratio: 1.5

Peak SAR (extrapolated) = 11.2 W/kg

SAR(1 g) = 5.07 W/kg; SAR(10 g) = 2.28 W/kg

Deviation (1 g) = -2.50%; Deviation (10 g) = -7.69%



ELEMENT

DUT: Dipole 2600.0 MHz; Type: D2600V2 - SN1064

Communication System: UID: 0, CW; Frequency: 2600.0 MHz
Medium: 2450 Body; Medium parameters used:
f = 2600.0 MHz; cond = 2.20 S/m; perm = 50.8; density = 1000 kg/m³
Phantom Section: Flat; Space: 10 mm

Test Date: 12/13/2022; Ambient Temp: 23.8°C; Tissue Temp: 20.1°C

Probe: EX3DV4 - SN7527; ConvF:(7.25,7.25,7.25); Calibrated: 2022-03-21
Sensor-Surface: 1.4mm (VMS + 6p)
Electronics: DAE4 Sn1272; Calibrated: 2022-03-16
Phantom: Twin-SAM V5.0; Serial: 1757
Measurement SW: DASY Module SAR V16.2.0.1425

2600 MHz System Verification at 20 dBm (100 mW)

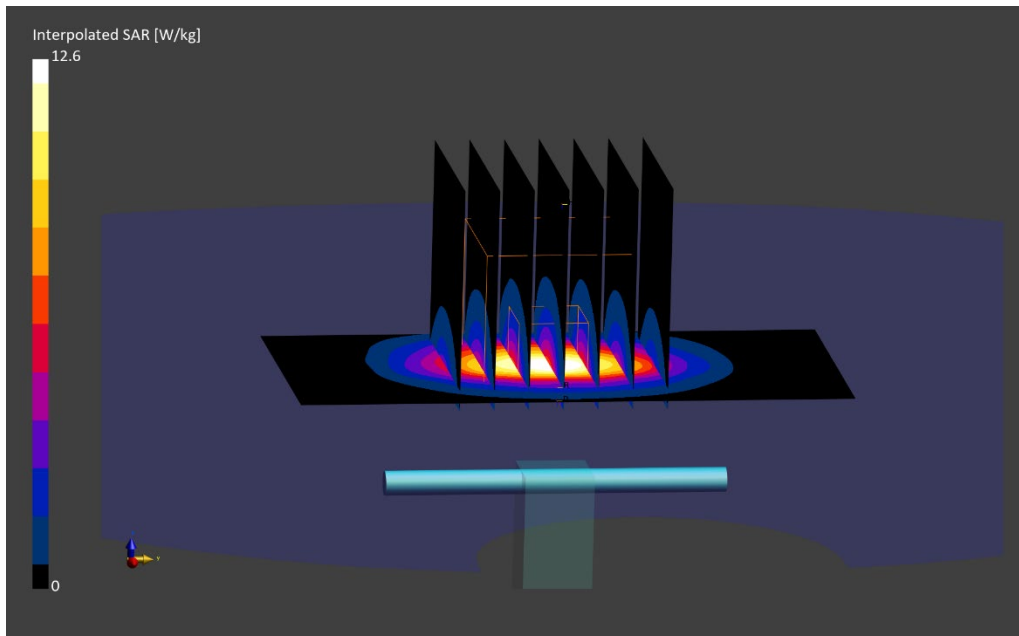
Area Scan (40.0 x 80.0): Measurement grid: dx=10.0 mm, dy=10.0 mm

Zoom Scan (30.0 x 30.0 x 30.0): Measurement grid: dx=5.0 mm, dy=5.0 mm, dz=1.5 mm; Graded Ratio: 1.5

Peak SAR (extrapolated) = 12.6 W/kg

SAR(1 g) = 5.32 W/kg; SAR(10 g) = 2.28 W/kg

Deviation (1 g) = -2.56%; Deviation (10 g) = -6.56%



ELEMENT

DUT: Dipole 2600.0 MHz; Type: D2600V2 - SN1004

Communication System: UID: 0, CW; Frequency: 2600.0 MHz
Medium: 2450 Body; Medium parameters used:
f = 2600.0 MHz; cond = 2.15 S/m; perm = 50.8; density = 1000 kg/m³
Phantom Section: Flat; Space: 10 mm

Test Date: 12/13/2022; Ambient Temp: 20.9°C; Tissue Temp: 20.1°C

Probe: EX3DV4 - SN7410; ConvF:(7.45,7.45,7.45); Calibrated: 2022-07-19
Sensor-Surface: 1.4mm (VMS + 6p)
Electronics: DAE4 Sn1583; Calibrated: 2022-07-18
Phantom: Twin-SAM V8.0; Serial: 1966
Measurement SW: DASY Module SAR V16.2.0.1425

2600 MHz System Verification at 20 dBm (100 mW)

Area Scan (40.0 x 80.0): Measurement grid: dx=10.0 mm, dy=10.0 mm

Zoom Scan (30.0 x 30.0 x 30.0): Measurement grid: dx=5.0 mm, dy=5.0 mm, dz=1.5 mm; Graded Ratio: 1.5

Peak SAR (extrapolated) = 12.6 W/kg

SAR(1 g) = 5.46 W/kg; SAR(10 g) = 2.42 W/kg

Deviation (1 g) = -1.44%; Deviation (10 g) = -2.42%

