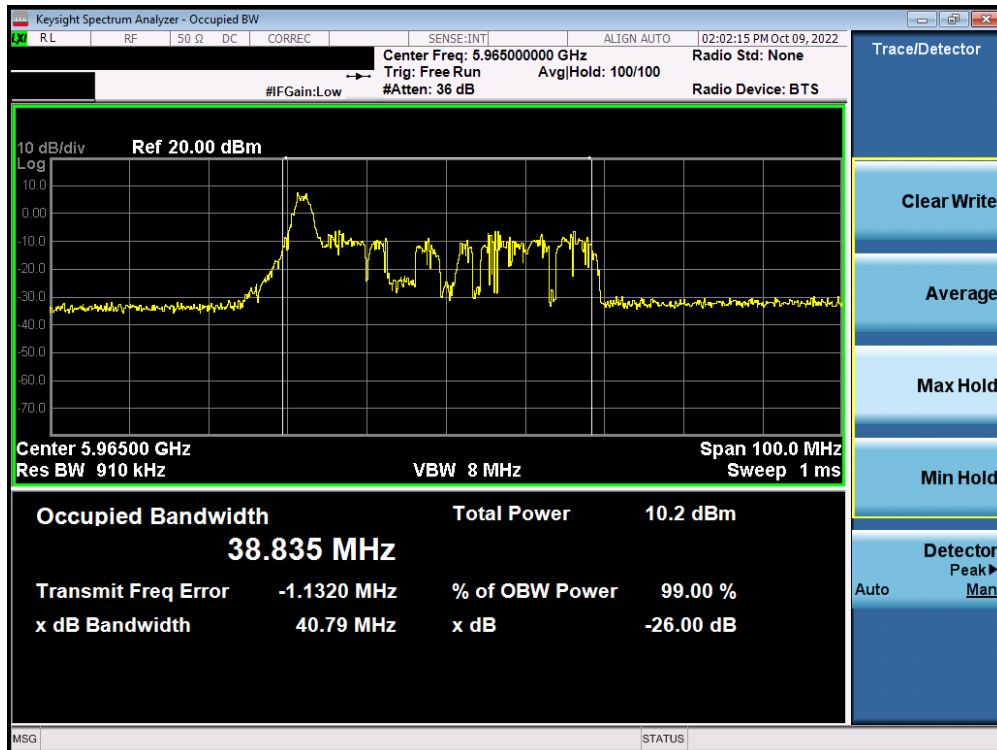
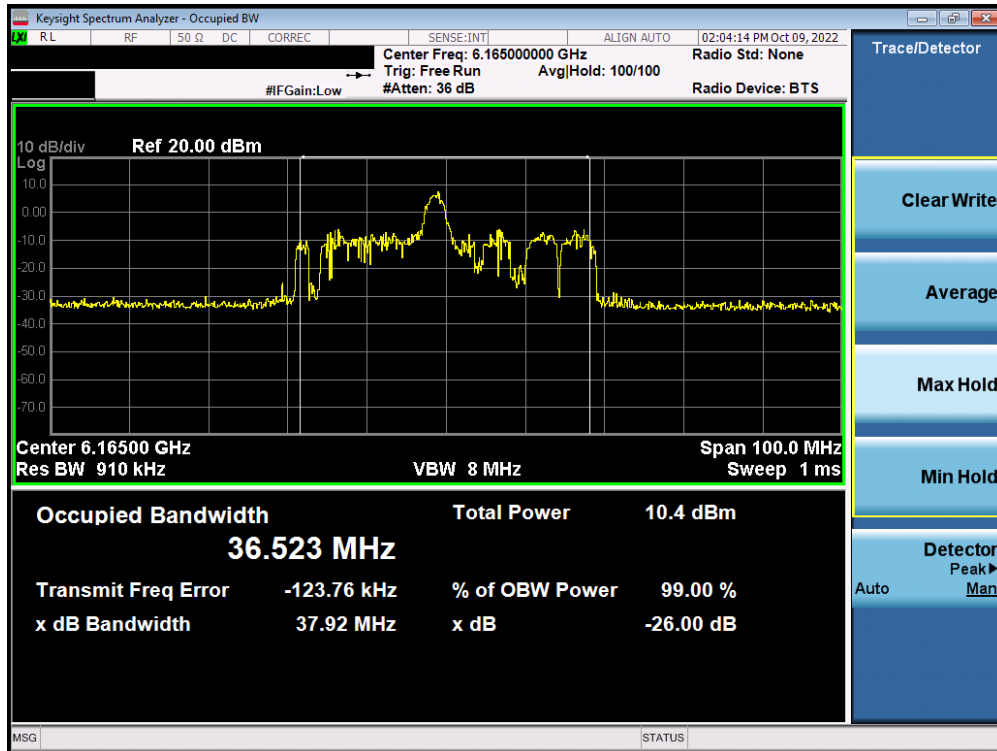


Plot 7-112. Occupied Bandwidth Plot MIMO ANT2 (20MHz BW 802.11ax (26 Tones) UNII Band 5) – Ch. 93) – LPI

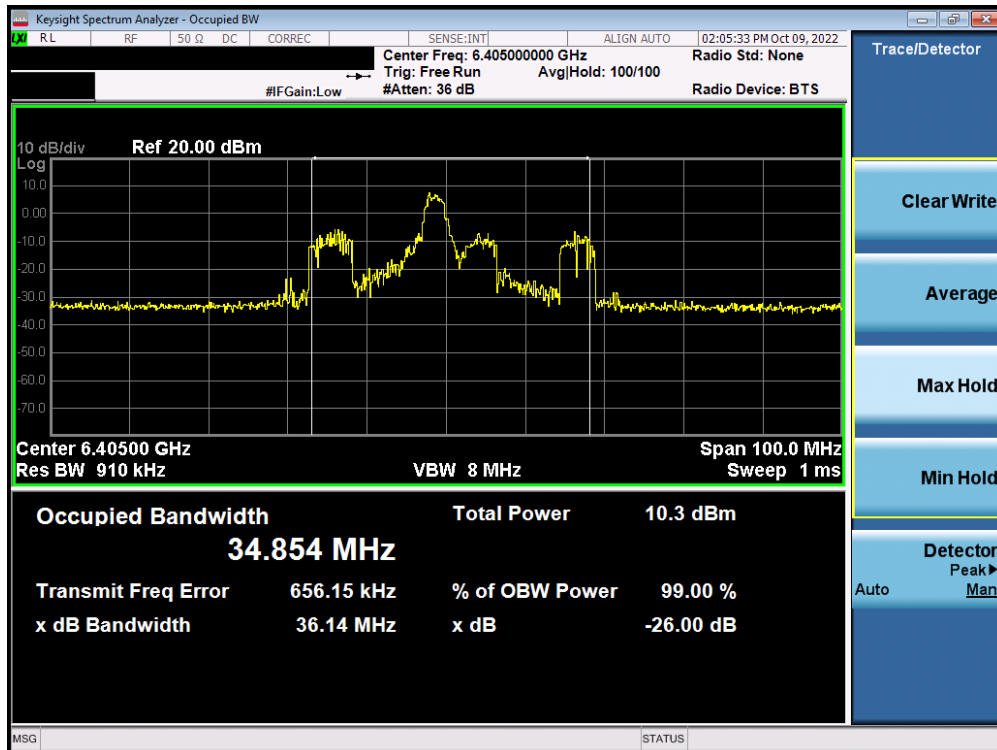


Plot 7-113. Occupied Bandwidth Plot MIMO ANT2 (40MHz BW 802.11ax (26 Tones) (UNII Band 5) – Ch. 3) – LPI

FCC ID: A3LSMS916U	MEASUREMENT REPORT (CERTIFICATION)		Approved by: Technical Manager
Test Report S/N: 1M2209010097-16.A3L	Test Dates: 9/03/2022 – 11/18/2022	EUT Type: Portable Handset	Page 74 of 413

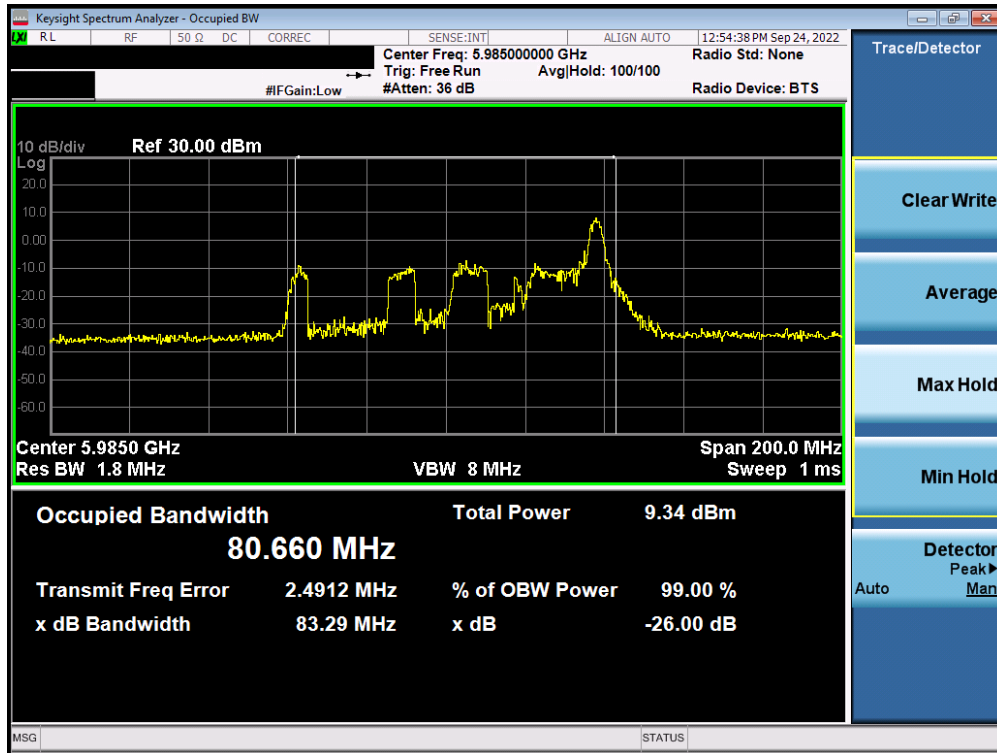


Plot 7-114. Occupied Bandwidth Plot MIMO ANT2 (40MHz BW 802.11ax (26 Tones) (UNII Band 5) – Ch. 43) – LPI

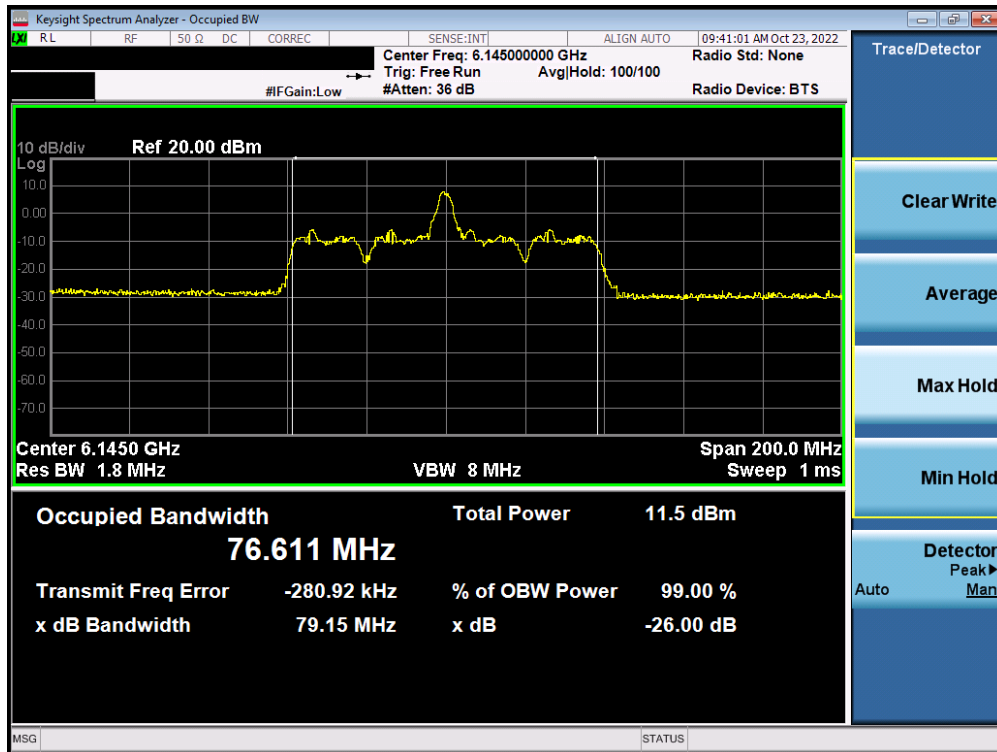


Plot 7-115. Occupied Bandwidth Plot MIMO ANT2 (40MHz BW 802.11ax (26 Tones) (UNII Band 5) – Ch. 91) – LPI

FCC ID: A3LSMS916U	MEASUREMENT REPORT (CERTIFICATION)		Approved by: Technical Manager
Test Report S/N: 1M2209010097-16.A3L	Test Dates: 9/03/2022 – 11/18/2022	EUT Type: Portable Handset	Page 75 of 413

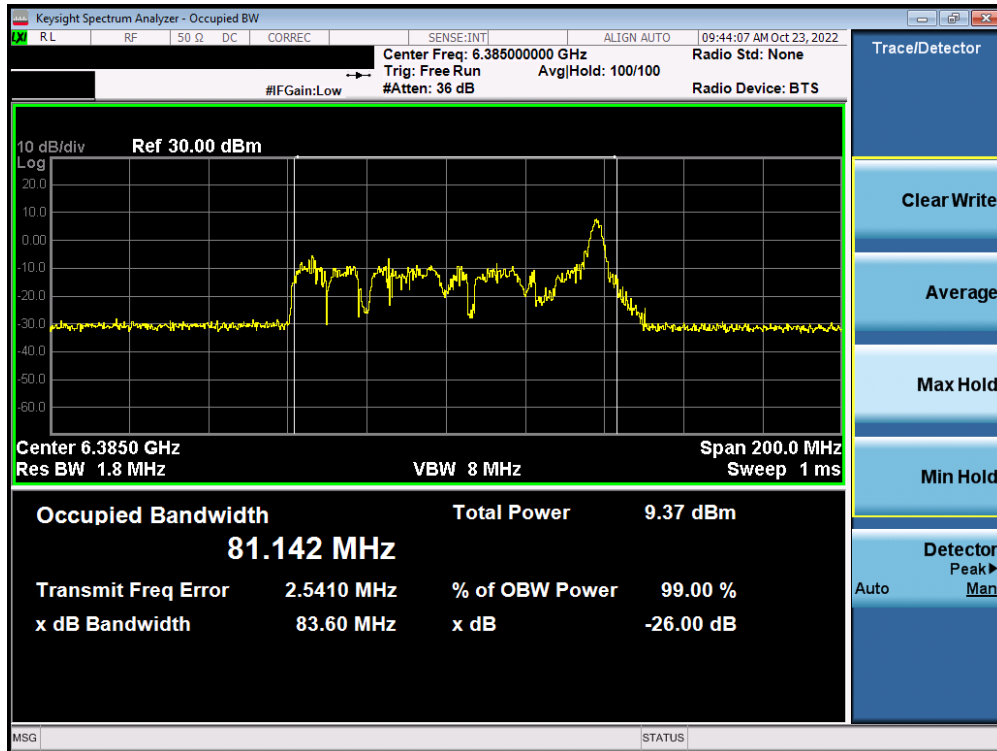


Plot 7-116. Occupied Bandwidth Plot MIMO ANT2 (80MHz BW 802.11ax (26 Tones) (UNII Band 5) – Ch. 7) – LPI

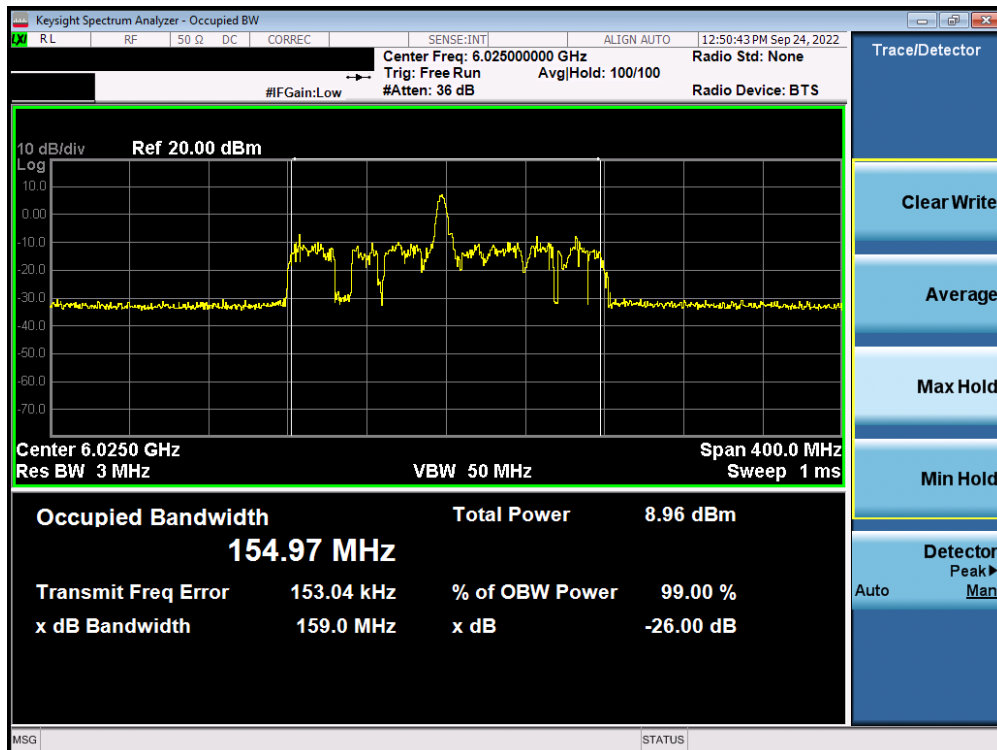


Plot 7-117. Occupied Bandwidth Plot MIMO ANT2 (80MHz BW 802.11ax (26 Tones) (UNII Band 5) – Ch. 39) – LPI

FCC ID: A3LSMS916U	MEASUREMENT REPORT (CERTIFICATION)		Approved by: Technical Manager
Test Report S/N: 1M2209010097-16.A3L	Test Dates: 9/03/2022 – 11/18/2022	EUT Type: Portable Handset	Page 76 of 413

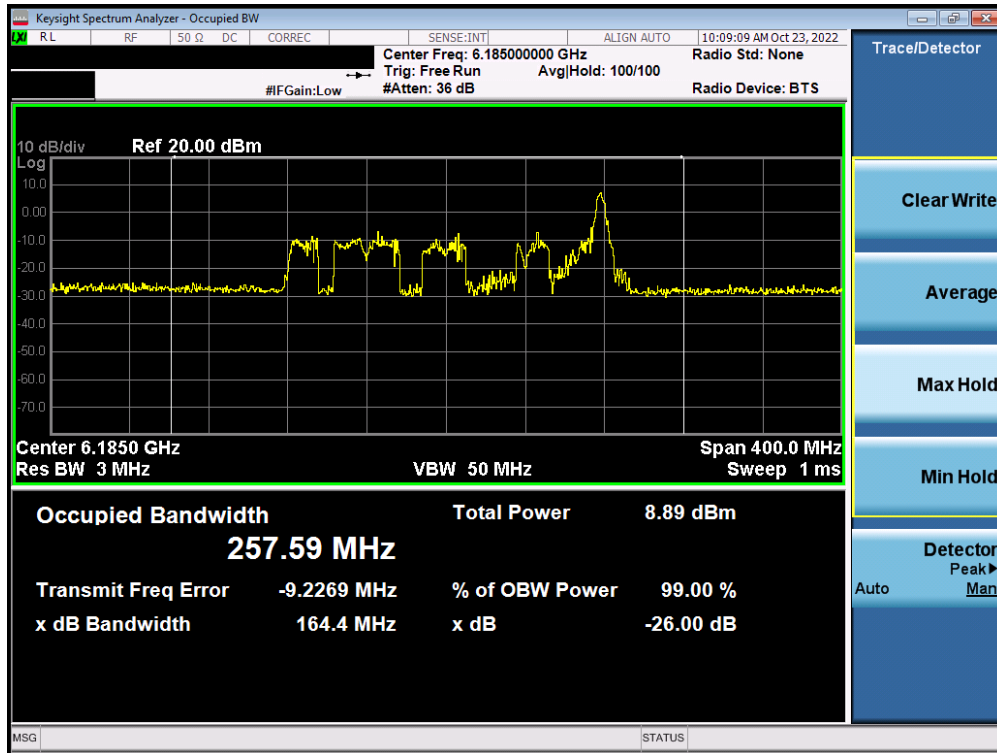


Plot 7-118. Occupied Bandwidth Plot MIMO ANT2 (80MHz BW 802.11ax (26 Tones) (UNII Band 5) – Ch. 87) – LPI

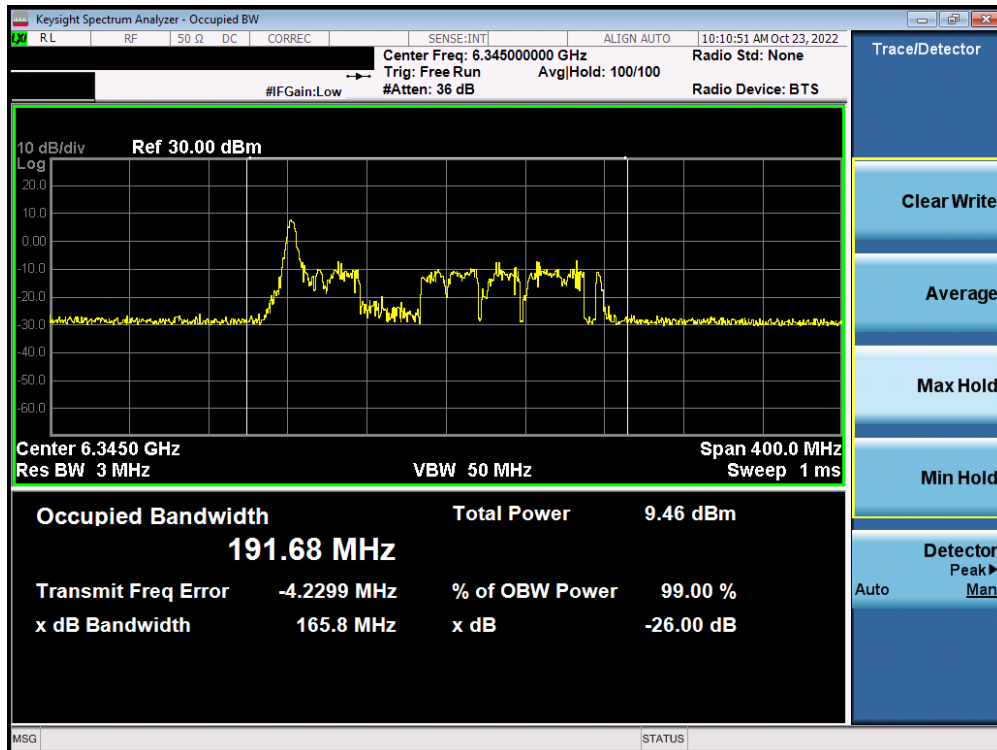


Plot 7-119. Occupied Bandwidth Plot MIMO ANT2 (160MHz BW 802.11ax (26 Tones) (UNII Band 5) – Ch. 15) – LPI

FCC ID: A3LSMS916U	MEASUREMENT REPORT (CERTIFICATION)		Approved by: Technical Manager
Test Report S/N: 1M2209010097-16.A3L	Test Dates: 9/03/2022 – 11/18/2022	EUT Type: Portable Handset	Page 77 of 413

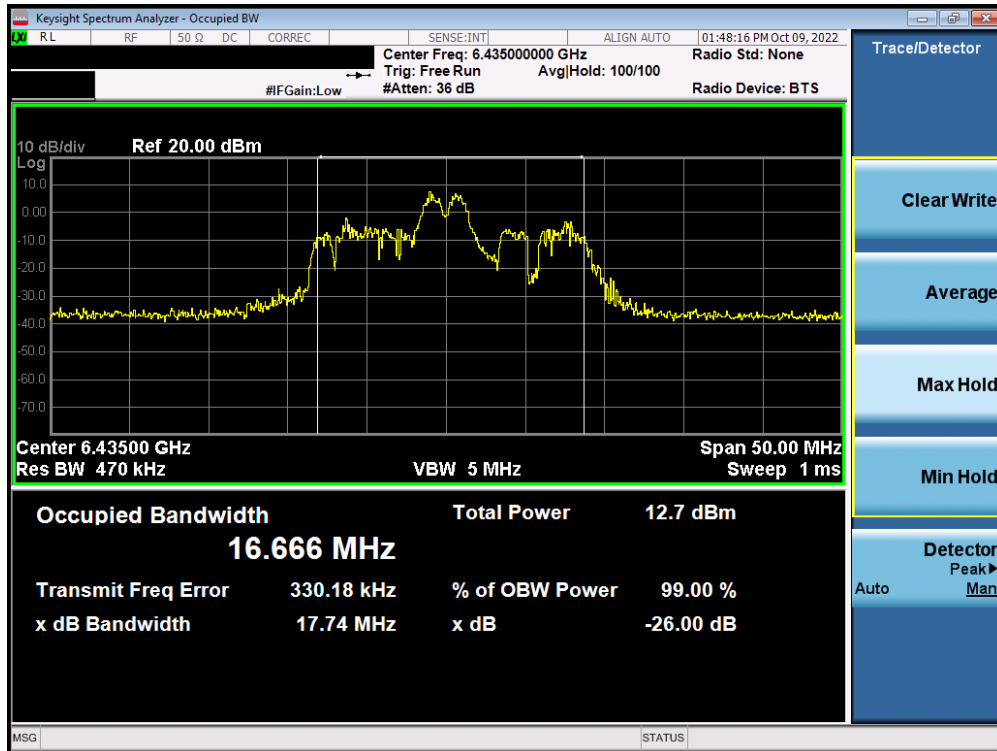


Plot 7-120. Occupied Bandwidth Plot MIMO ANT2 (160MHz BW 802.11ax (26 Tones) (UNII Band 5) – Ch. 47) – LPI

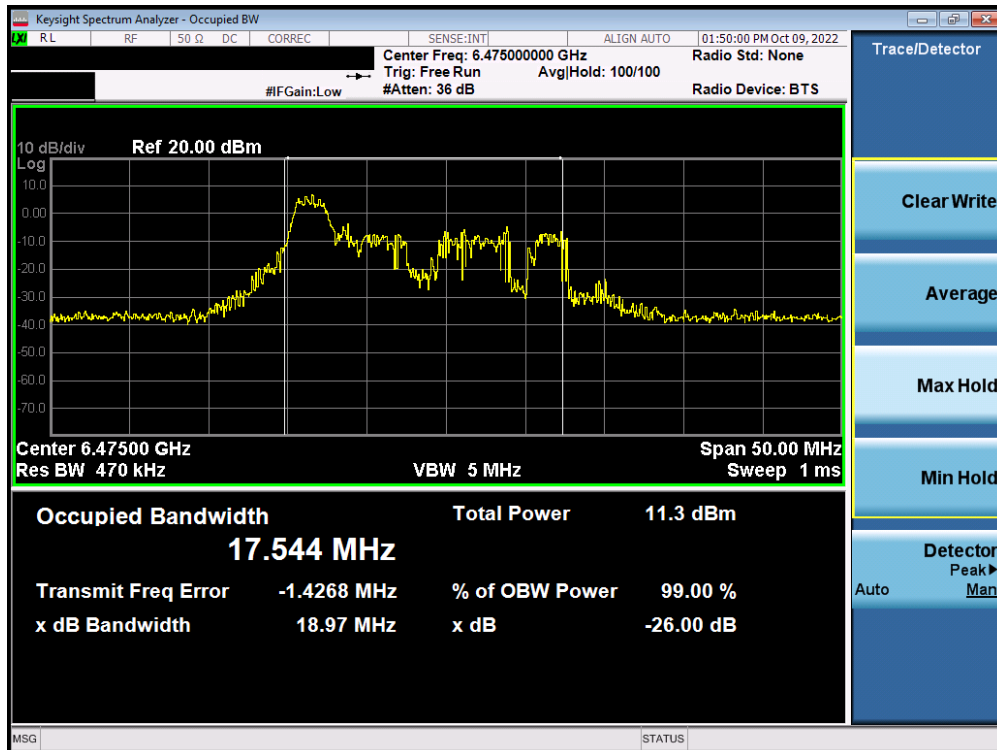


Plot 7-121. Occupied Bandwidth Plot MIMO ANT2 (160MHz BW 802.11ax (26 Tones) (UNII Band 5) – Ch. 79) – LPI

FCC ID: A3LSMS916U	MEASUREMENT REPORT (CERTIFICATION)		Approved by: Technical Manager
Test Report S/N: 1M2209010097-16.A3L	Test Dates: 9/03/2022 – 11/18/2022	EUT Type: Portable Handset	Page 78 of 413



Plot 7-122. Occupied Bandwidth Plot MIMO ANT2 (20MHz BW 802.11ax (26 Tones) (UNII Band 6) – Ch. 97) – LPI

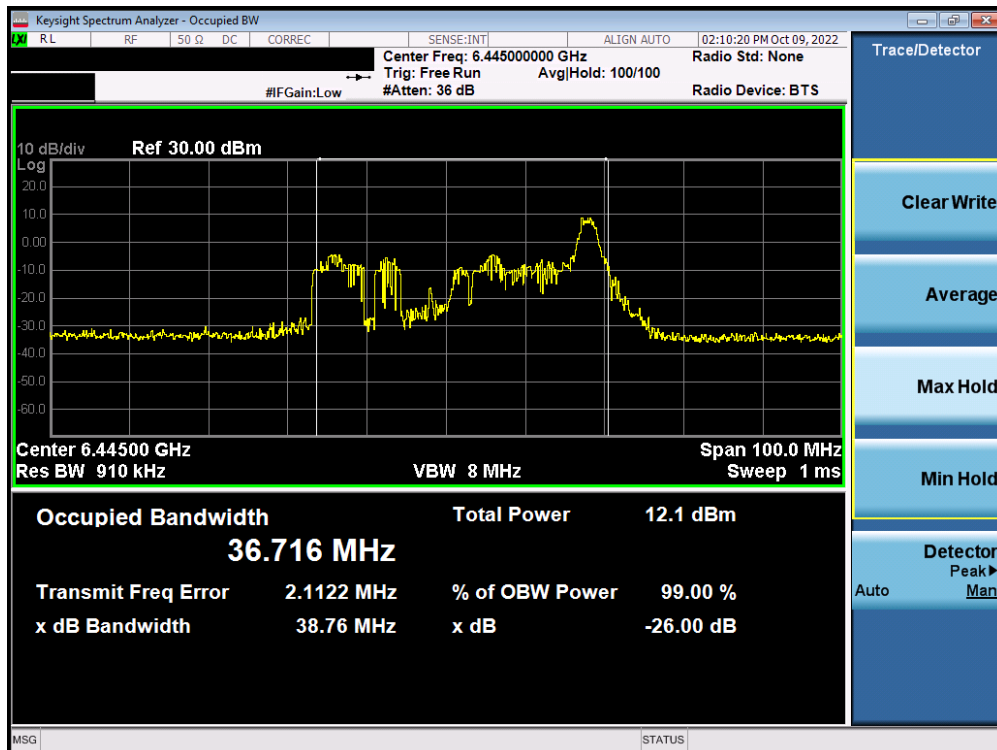


Plot 7-123. Occupied Bandwidth Plot MIMO ANT2 (20MHz BW 802.11ax (26 Tones) (UNII Band 6) – Ch. 105) – LPI

FCC ID: A3LSMS916U	MEASUREMENT REPORT (CERTIFICATION)		Approved by: Technical Manager
Test Report S/N: 1M2209010097-16.A3L	Test Dates: 9/03/2022 – 11/18/2022	EUT Type: Portable Handset	Page 79 of 413



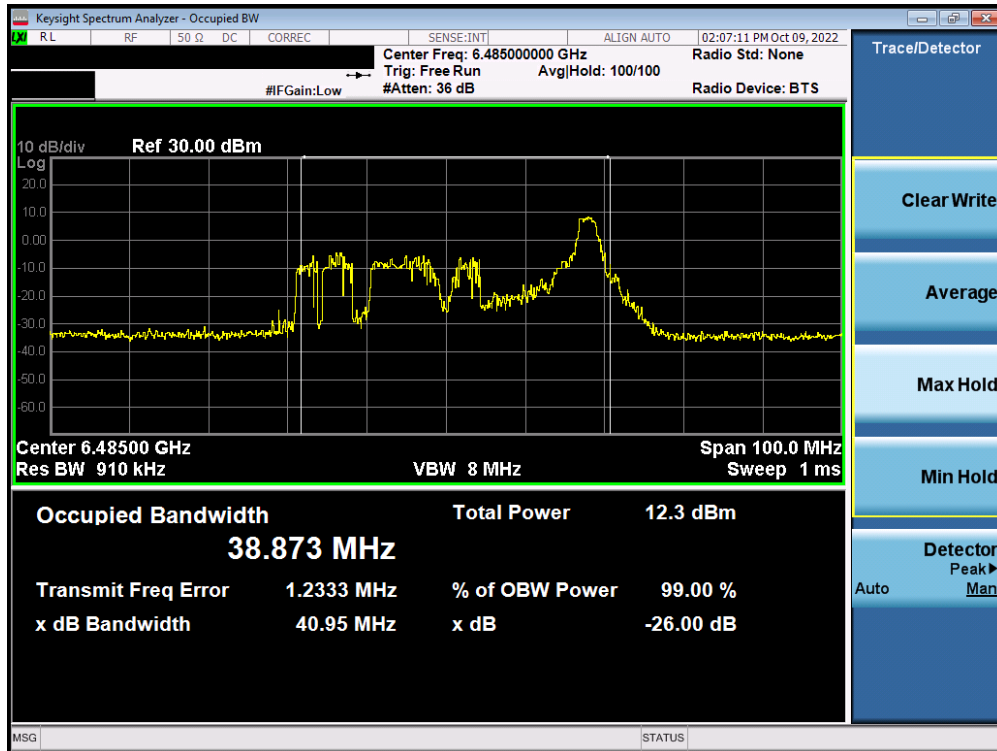
Plot 7-124. Occupied Bandwidth Plot MIMO ANT2 (20MHz BW 802.11ax (26 Tones) (UNII Band 6) – Ch. 113) – LPI



Plot 7-125. Occupied Bandwidth Plot MIMO ANT2 (40MHz BW 802.11ax (26 Tones) (UNII Band 6) – Ch. 99) – LPI

FCC ID: A3LSMS916U	MEASUREMENT REPORT (CERTIFICATION)		Approved by: Technical Manager
Test Report S/N: 1M2209010097-16.A3L	Test Dates: 9/03/2022 – 11/18/2022	EUT Type: Portable Handset	Page 80 of 413





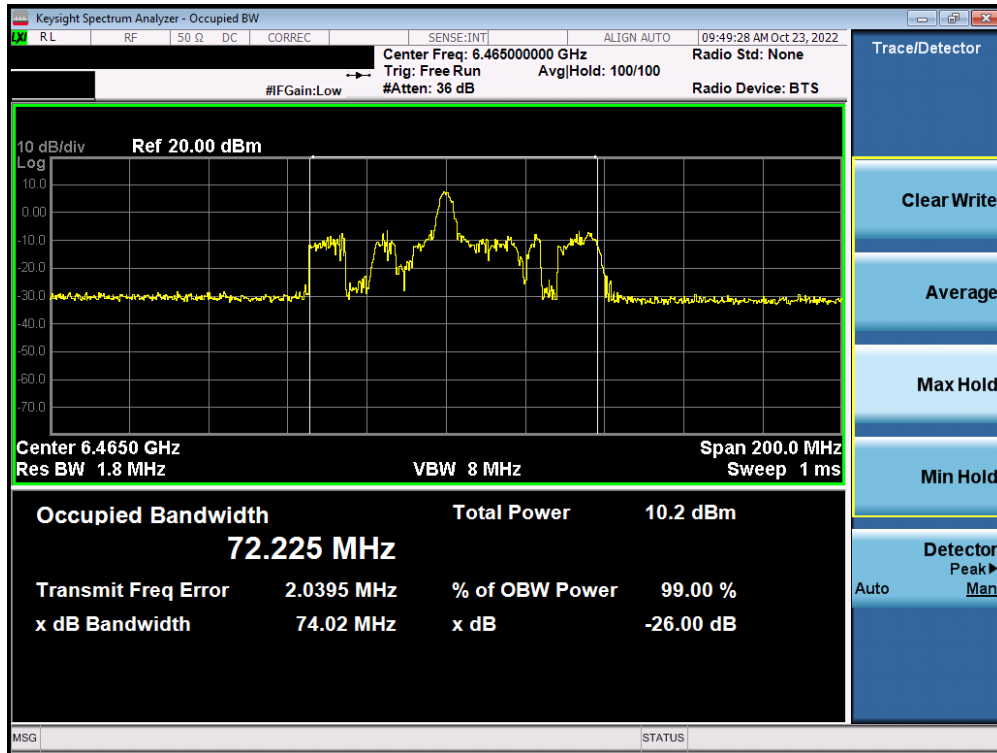
Plot 7-126. Occupied Bandwidth Plot MIMO ANT2 (40MHz BW 802.11ax (26 Tones) (UNII Band 6) – Ch. 107) – LPI



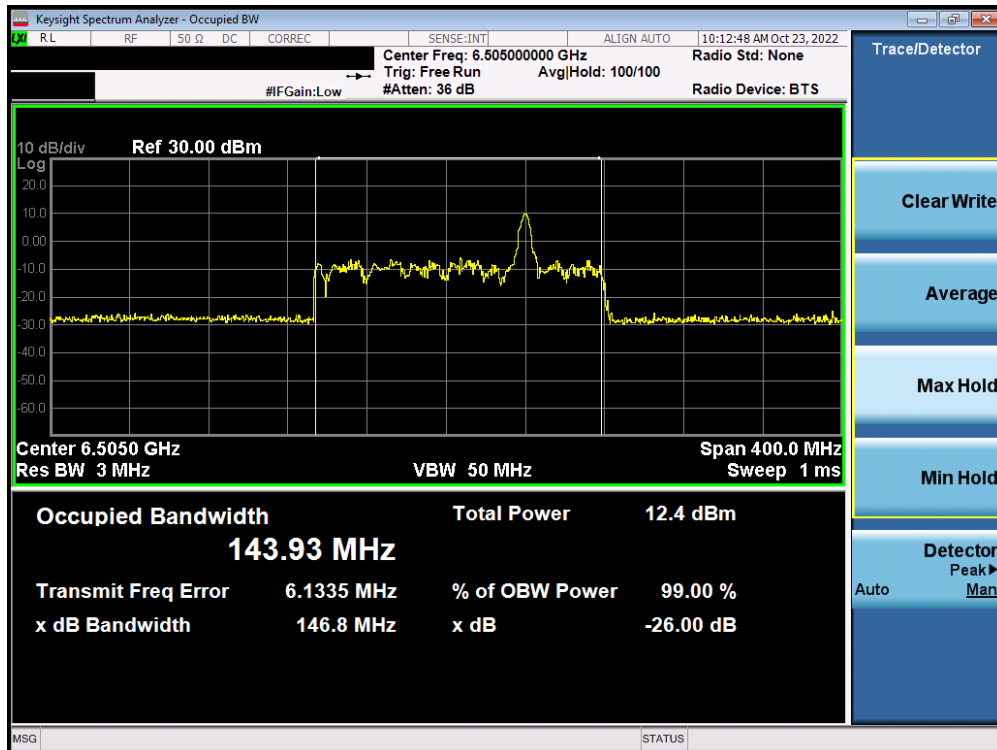
Plot 7-127. Occupied Bandwidth Plot MIMO ANT2 (40MHz BW 802.11ax (26 Tones) (UNII Band 6) – Ch. 115) – LPI

FCC ID: A3LSMS916U	MEASUREMENT REPORT (CERTIFICATION)		Approved by: Technical Manager
Test Report S/N: 1M2209010097-16.A3L	Test Dates: 9/03/2022 – 11/18/2022	EUT Type: Portable Handset	Page 81 of 413





Plot 7-128. Occupied Bandwidth Plot MIMO ANT2 (80MHz BW 802.11ax (26 Tones) (UNII Band 6) – Ch. 103) – LPI

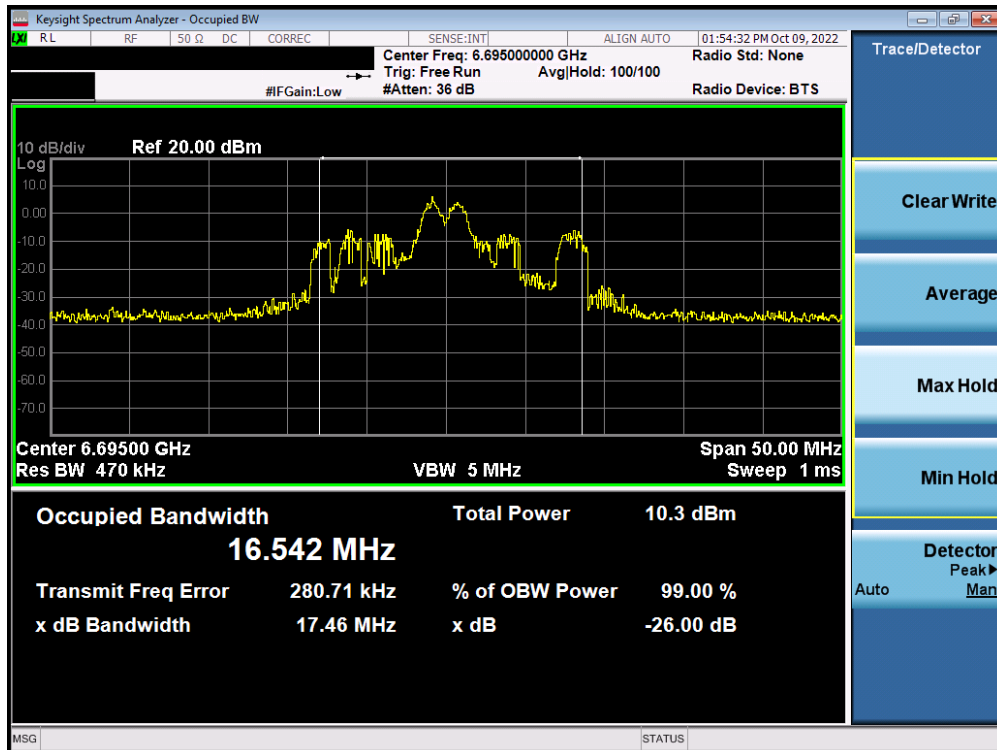


Plot 7-129. Occupied Bandwidth Plot MIMO ANT2 (160MHz BW 802.11ax (26 Tones) (UNII Band 6) – Ch. 111) – LPI

FCC ID: A3LSMS916U	MEASUREMENT REPORT (CERTIFICATION)		Approved by: Technical Manager
Test Report S/N: 1M2209010097-16.A3L	Test Dates: 9/03/2022 – 11/18/2022	EUT Type: Portable Handset	Page 82 of 413

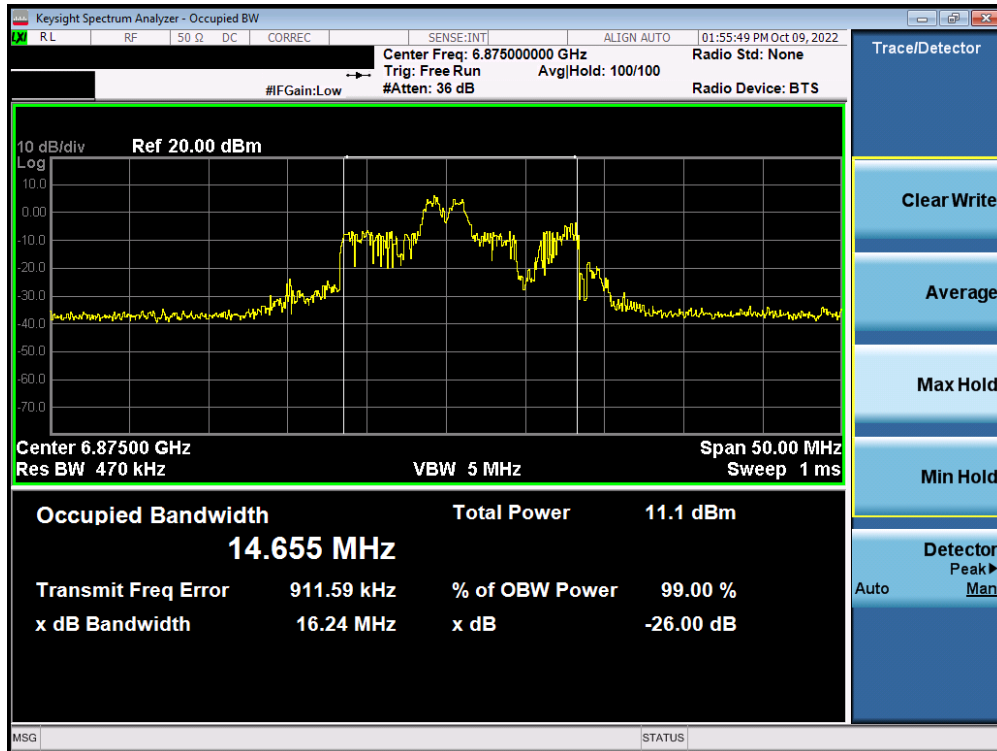


Plot 7-130. Occupied Bandwidth Plot MIMO ANT2 (20MHz BW 802.11ax (26 Tones) (UNII Band 7) – Ch. 117) – LPI

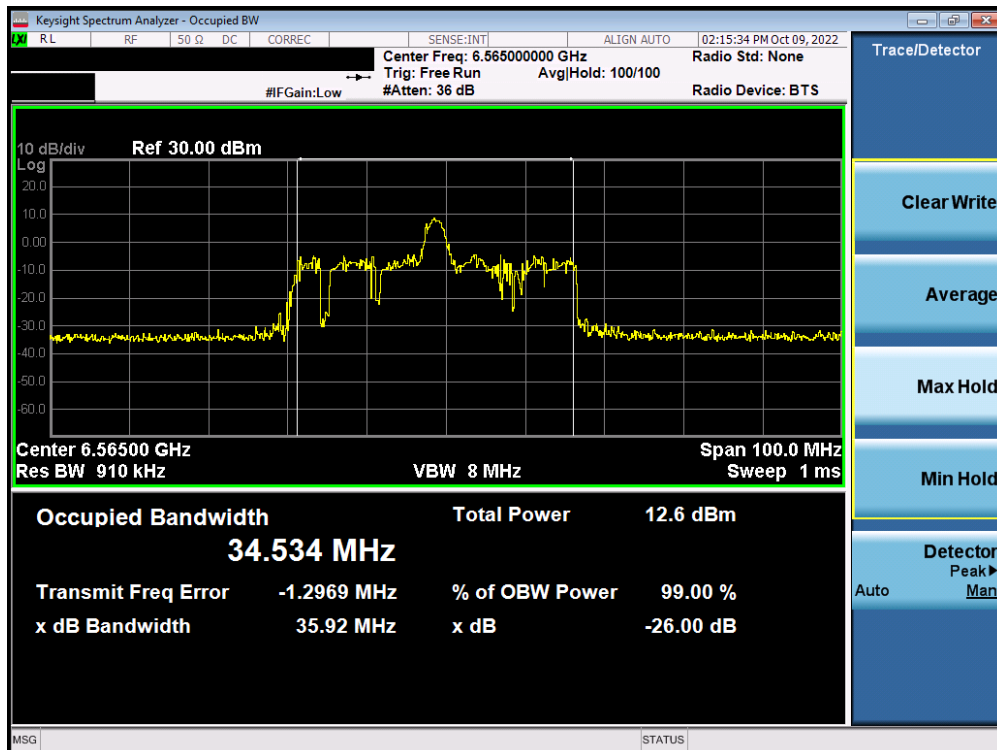


Plot 7-131. Occupied Bandwidth Plot MIMO ANT2 (20MHz BW 802.11ax (26 Tones) (UNII Band 7) – Ch. 149) – LPI

FCC ID: A3LSMS916U	<b>MEASUREMENT REPORT (CERTIFICATION)</b>		Approved by: Technical Manager
Test Report S/N: 1M2209010097-16.A3L	Test Dates: 9/03/2022 – 11/18/2022	EUT Type: Portable Handset	Page 83 of 413

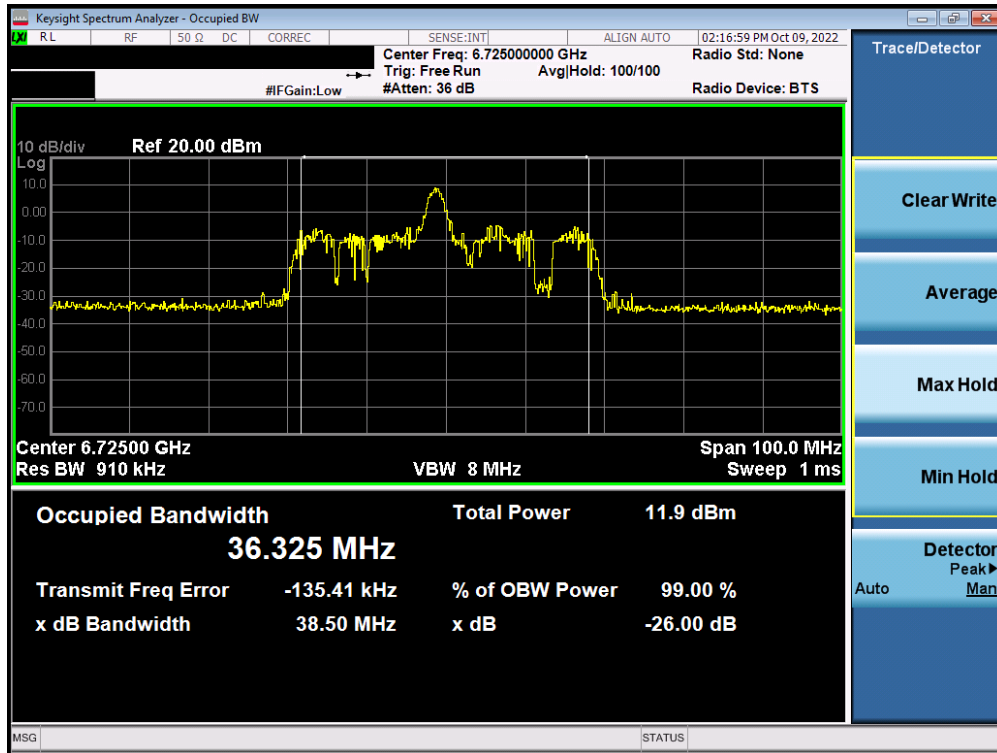


Plot 7-132. Occupied Bandwidth Plot MIMO ANT2 (20MHz BW 802.11ax (26 Tones) (UNII Band 7) – Ch. 185) – LPI

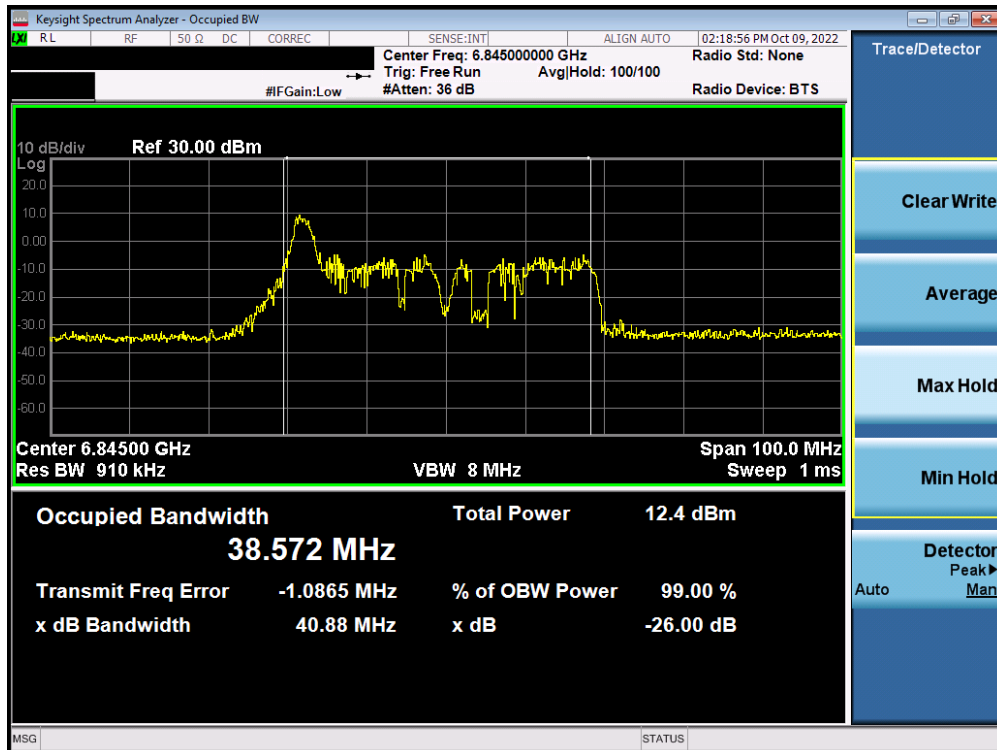


Plot 7-133. Occupied Bandwidth Plot MIMO ANT2 (40MHz BW 802.11ax (26 Tones) (UNII Band 7) – Ch. 123) – LPI

FCC ID: A3LSMS916U	MEASUREMENT REPORT (CERTIFICATION)		Approved by: Technical Manager
Test Report S/N: 1M2209010097-16.A3L	Test Dates: 9/03/2022 – 11/18/2022	EUT Type: Portable Handset	Page 84 of 413

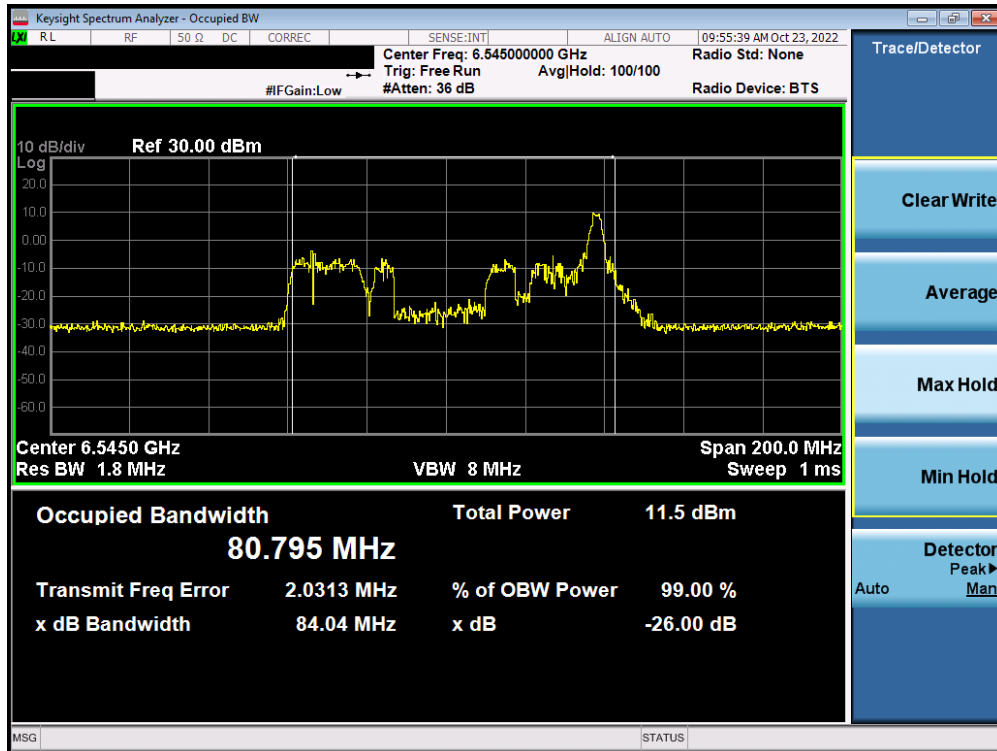


Plot 7-134. Occupied Bandwidth Plot MIMO ANT2 (40MHz BW 802.11ax (26 Tones) (UNII Band 7) – Ch. 155) – LPI

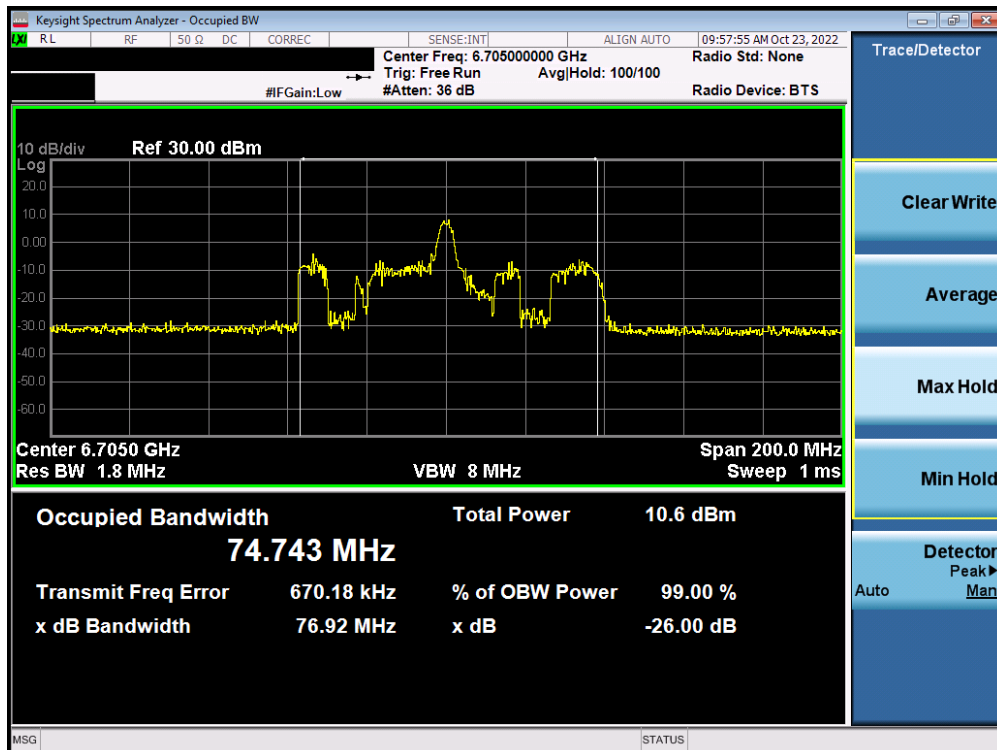


Plot 7-135. Occupied Bandwidth Plot MIMO ANT2 (40MHz BW 802.11ax (26 Tones) (UNII Band 7) – Ch. 179) – LPI

FCC ID: A3LSMS916U	MEASUREMENT REPORT (CERTIFICATION)		Approved by: Technical Manager
Test Report S/N: 1M2209010097-16.A3L	Test Dates: 9/03/2022 – 11/18/2022	EUT Type: Portable Handset	Page 85 of 413

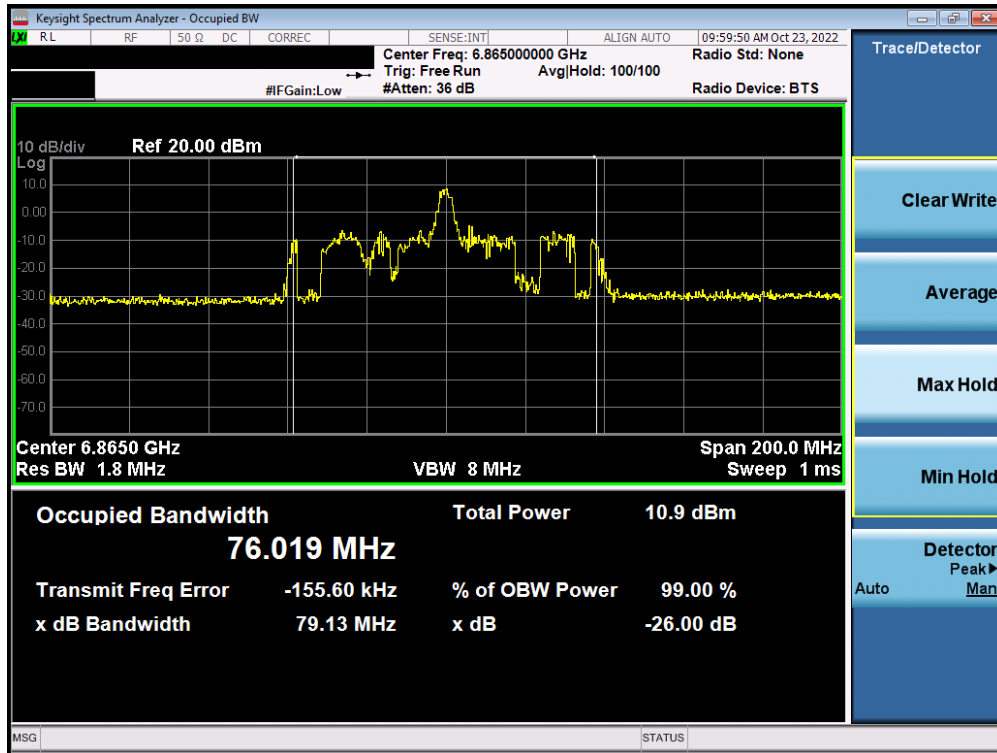


Plot 7-136. Occupied Bandwidth Plot MIMO ANT2 (80MHz BW 802.11ax (26 Tones) (UNII Band 7) – Ch. 119) – LPI

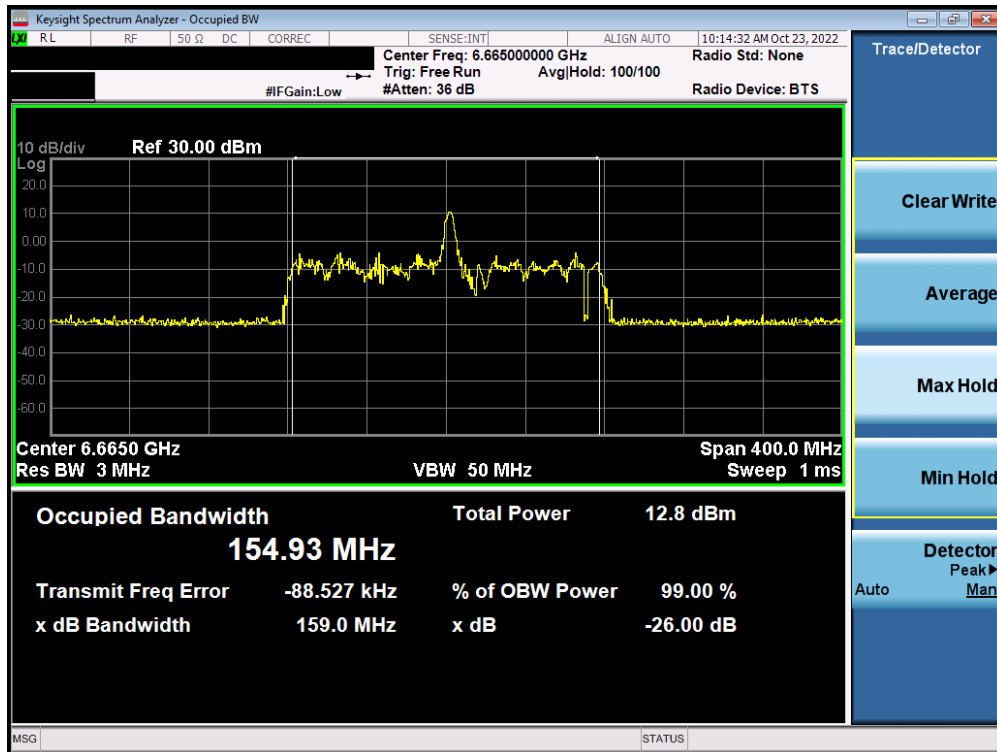


Plot 7-137. Occupied Bandwidth Plot MIMO ANT2 (80MHz BW 802.11ax (26 Tones) (UNII Band 7) – Ch. 151) – LPI

FCC ID: A3LSMS916U	MEASUREMENT REPORT (CERTIFICATION)		Approved by: Technical Manager
Test Report S/N: 1M2209010097-16.A3L	Test Dates: 9/03/2022 – 11/18/2022	EUT Type: Portable Handset	Page 86 of 413

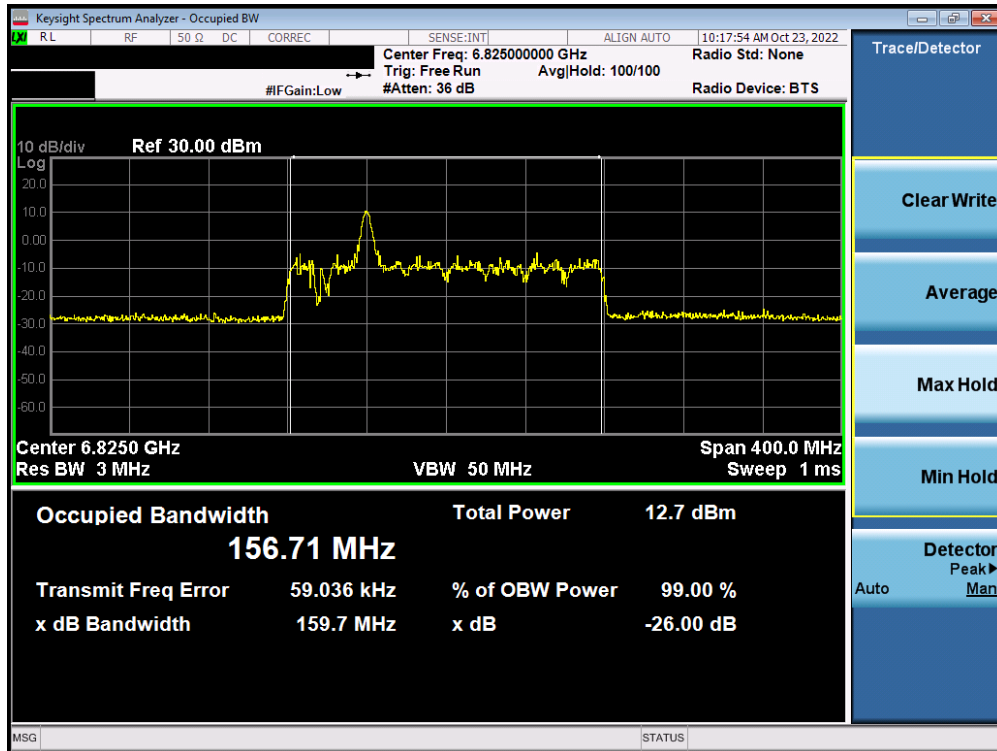


Plot 7-138. Occupied Bandwidth Plot MIMO ANT2 (80MHz BW 802.11ax (26 Tones) (UNII Band 7) – Ch. 183) – LPI



Plot 7-139. Occupied Bandwidth Plot MIMO ANT2 (160MHz BW 802.11ax (26 Tones) (UNII Band 7) – Ch. 143) – LPI

FCC ID: A3LSMS916U	MEASUREMENT REPORT (CERTIFICATION)		Approved by: Technical Manager
Test Report S/N: 1M2209010097-16.A3L	Test Dates: 9/03/2022 – 11/18/2022	EUT Type: Portable Handset	Page 87 of 413



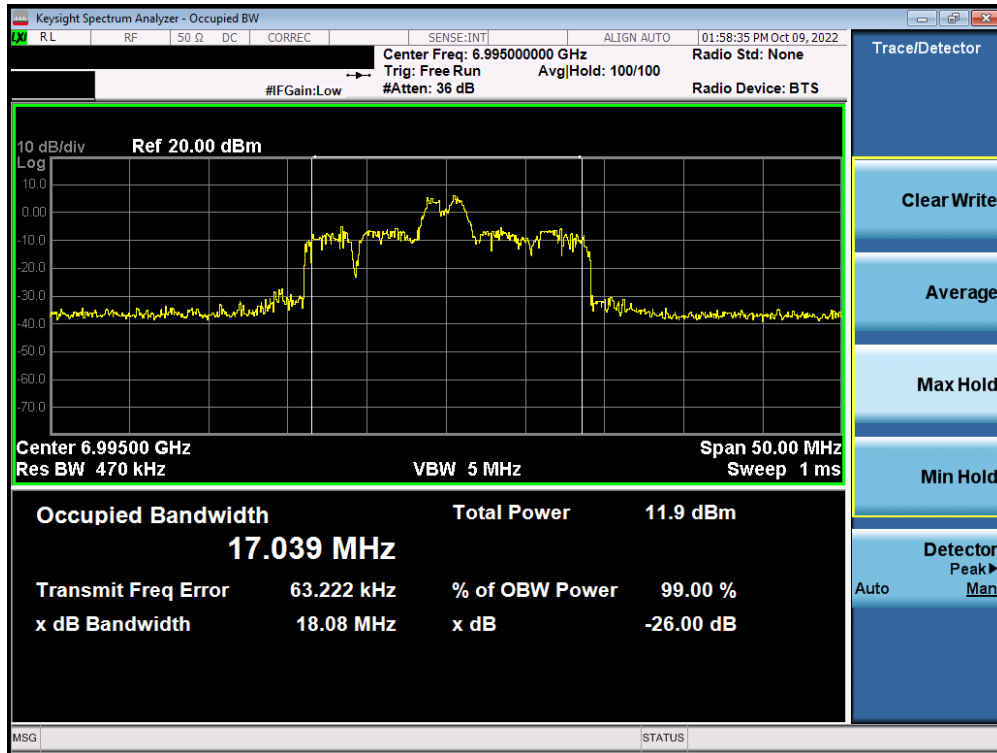
Plot 7-140. Occupied Bandwidth Plot MIMO ANT2 (160MHz BW 802.11ax (26 Tones) (UNII Band 7) – Ch. 175) – LPI



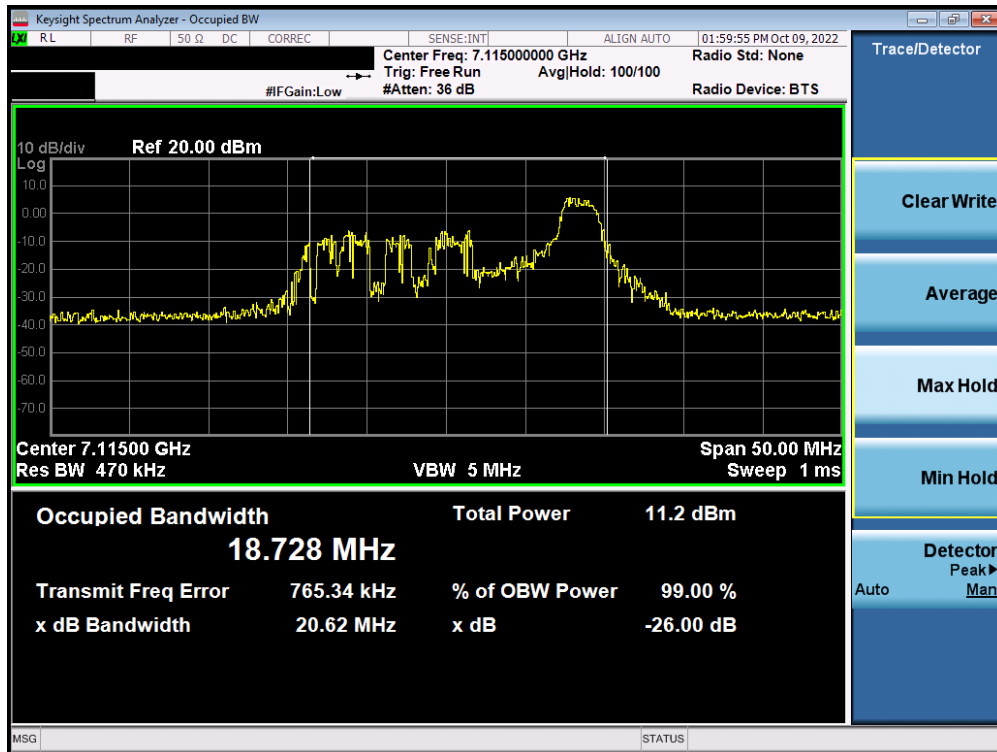
Plot 7-141. Occupied Bandwidth Plot MIMO ANT2 (20MHz BW 802.11ax (26 Tones) (UNII Band 8) – Ch. 189) – LPI

FCC ID: A3LSMS916U	MEASUREMENT REPORT (CERTIFICATION)		Approved by: Technical Manager
Test Report S/N: 1M2209010097-16.A3L	Test Dates: 9/03/2022 – 11/18/2022	EUT Type: Portable Handset	Page 88 of 413



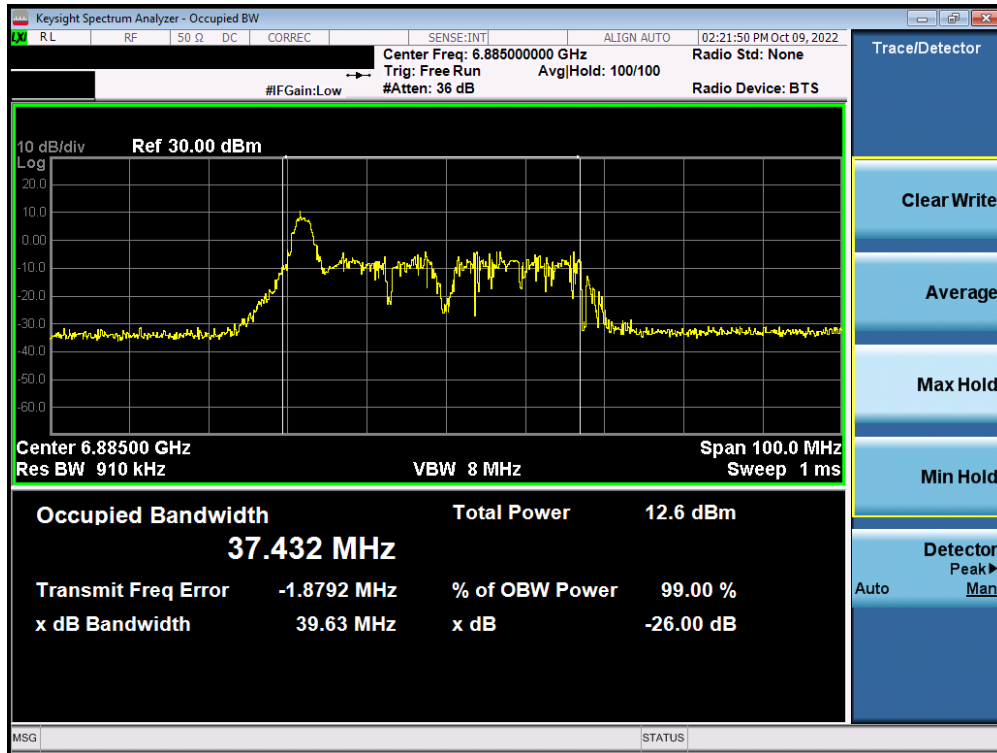


Plot 7-142. Occupied Bandwidth Plot MIMO ANT2 (20MHz BW 802.11ax (26 Tones) (UNII Band 8) – Ch. 209) – LPI

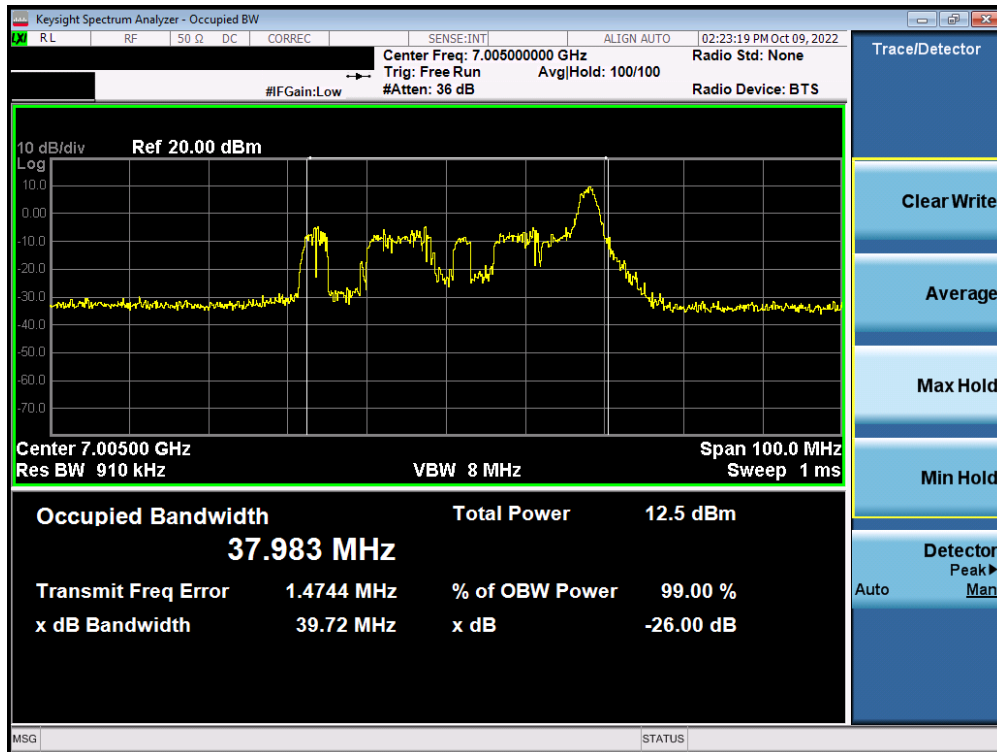


Plot 7-143. Occupied Bandwidth Plot MIMO ANT2 (20MHz BW 802.11ax (26 Tones) (UNII Band 8) – Ch. 233) – LPI

FCC ID: A3LSMS916U	MEASUREMENT REPORT (CERTIFICATION)		Approved by: Technical Manager
Test Report S/N: 1M2209010097-16.A3L	Test Dates: 9/03/2022 – 11/18/2022	EUT Type: Portable Handset	Page 89 of 413

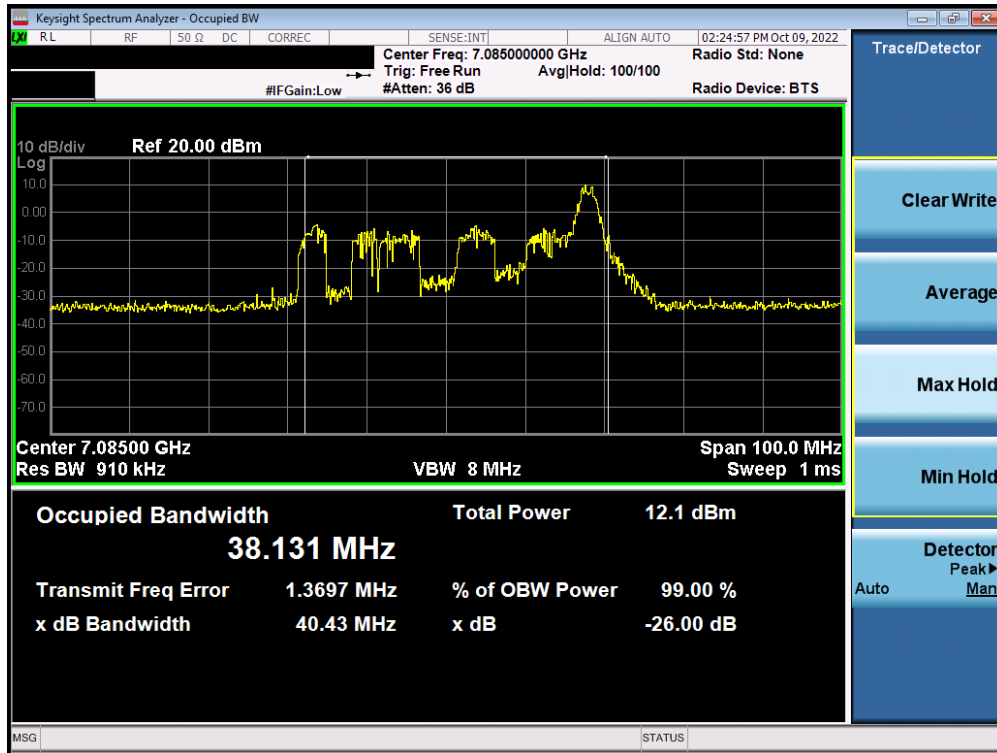


Plot 7-144. Occupied Bandwidth Plot MIMO ANT2 (40MHz BW 802.11ax (26 Tones) (UNII Band 8) – Ch. 187) – LPI

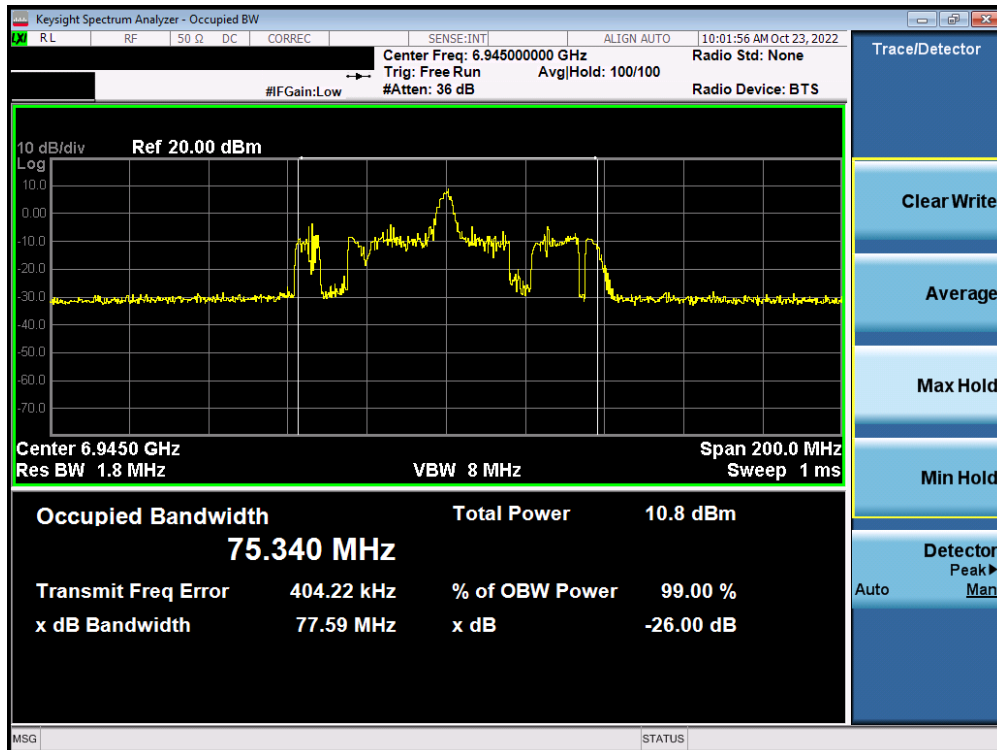


Plot 7-145. Occupied Bandwidth Plot MIMO ANT2 (40MHz BW 802.11ax (26 Tones) (UNII Band 8) – Ch. 211) – LPI

FCC ID: A3LSMS916U	MEASUREMENT REPORT (CERTIFICATION)		Approved by: Technical Manager
Test Report S/N: 1M2209010097-16.A3L	Test Dates: 9/03/2022 – 11/18/2022	EUT Type: Portable Handset	Page 90 of 413

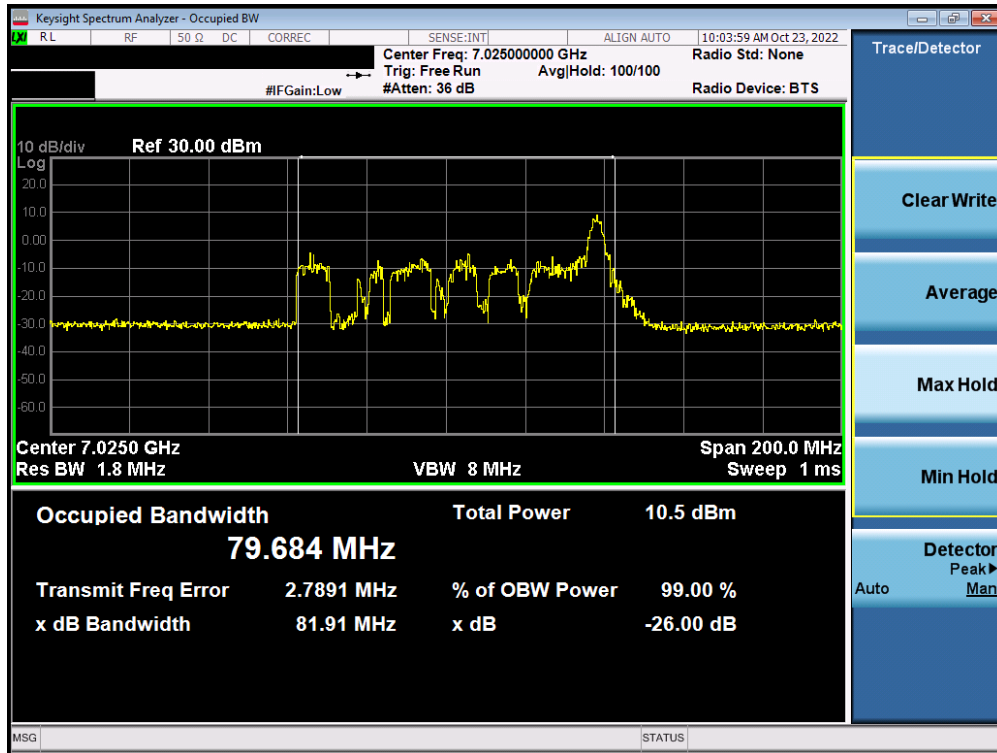


Plot 7-146. Occupied Bandwidth Plot MIMO ANT2 (40MHz BW 802.11ax (26 Tones) (UNII Band 8) – Ch. 227) – LPI

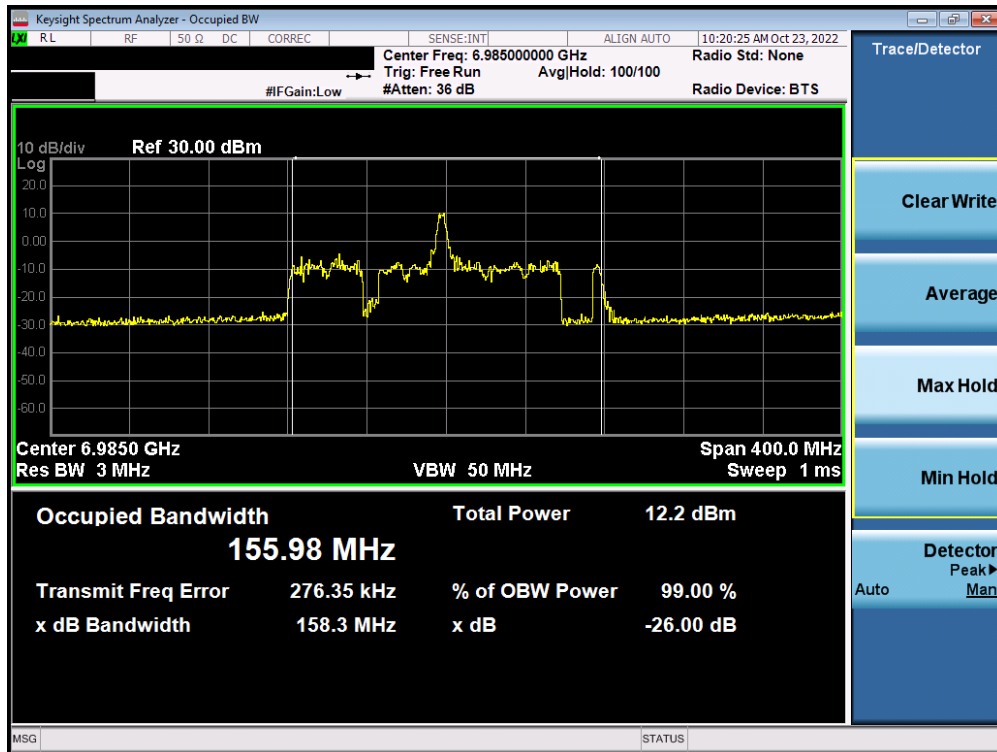


Plot 7-147. Occupied Bandwidth Plot MIMO ANT2 (80MHz BW 802.11ax (26 Tones) (UNII Band 8) – Ch. 199) – LPI

FCC ID: A3LSMS916U	MEASUREMENT REPORT (CERTIFICATION)		Approved by: Technical Manager
Test Report S/N: 1M2209010097-16.A3L	Test Dates: 9/03/2022 – 11/18/2022	EUT Type: Portable Handset	Page 91 of 413



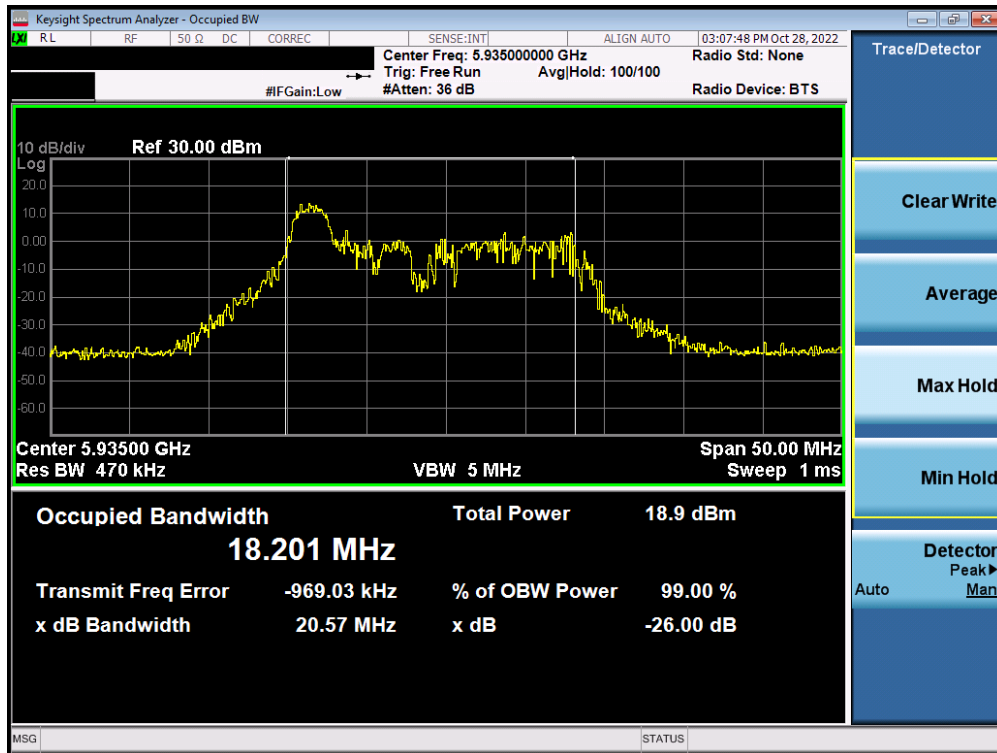
Plot 7-148. Occupied Bandwidth Plot MIMO ANT2 (80MHz BW 802.11ax (26 Tones) (UNII Band 8) – Ch. 215) – LPI



Plot 7-149. Occupied Bandwidth Plot MIMO ANT2 (160MHz BW 802.11ax (26 Tones) (UNII Band 8) – Ch. 207) – LPI

FCC ID: A3LSMS916U	MEASUREMENT REPORT (CERTIFICATION)		Approved by: Technical Manager
Test Report S/N: 1M2209010097-16.A3L	Test Dates: 9/03/2022 – 11/18/2022	EUT Type: Portable Handset	Page 92 of 413

## MIMO Antenna-2 Occupied Bandwidth Measurements (26 Tones) - SP



Plot 7-150. Occupied Bandwidth Plot MIMO ANT2 (20MHz BW 802.11ax (26 Tones) UNII Band 5) – Ch. 2 - SP

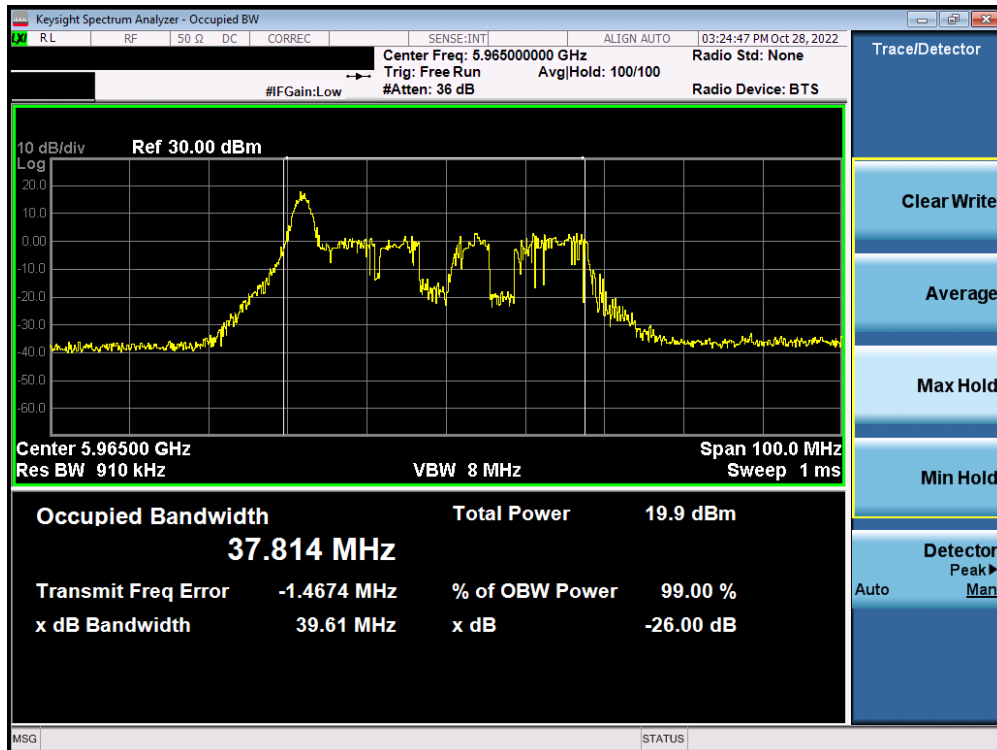


Plot 7-151. Occupied Bandwidth Plot MIMO ANT2 (20MHz BW 802.11ax (26 Tones) (UNII Band 5) – Ch. 45) - SP

FCC ID: A3LSMS916U	<b>MEASUREMENT REPORT (CERTIFICATION)</b>		Approved by: Technical Manager
Test Report S/N: 1M2209010097-16.A3L	Test Dates: 9/03/2022 – 11/18/2022	EUT Type: Portable Handset	Page 93 of 413

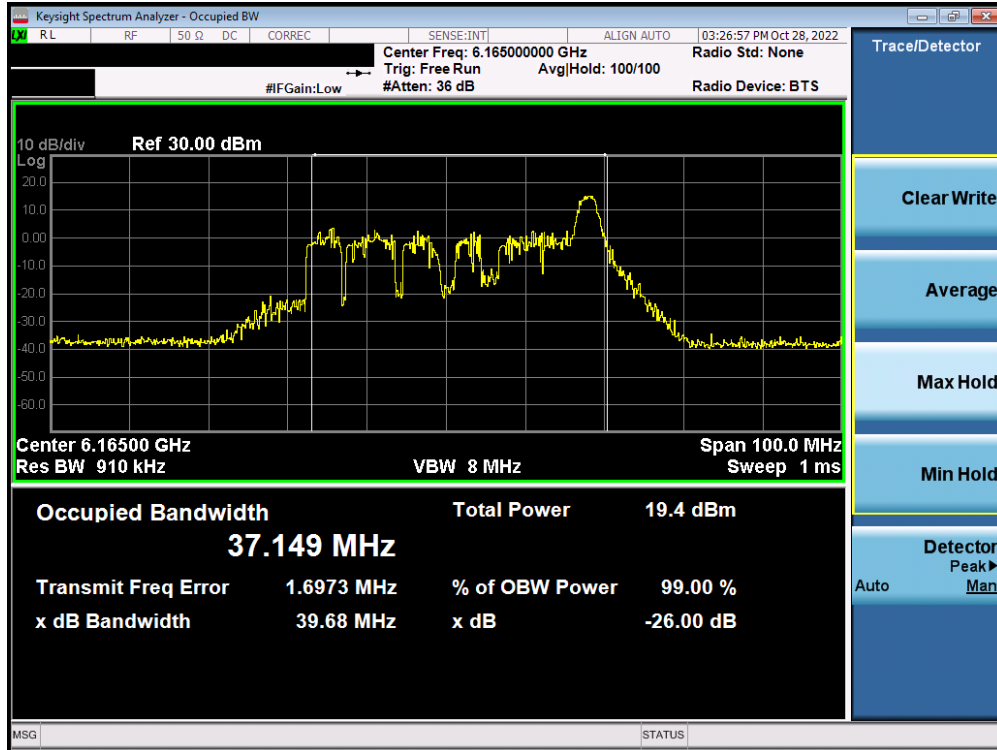


Plot 7-152. Occupied Bandwidth Plot MIMO ANT2 (20MHz BW 802.11ax (26 Tones) UNII Band 5) – Ch. 93) - SP

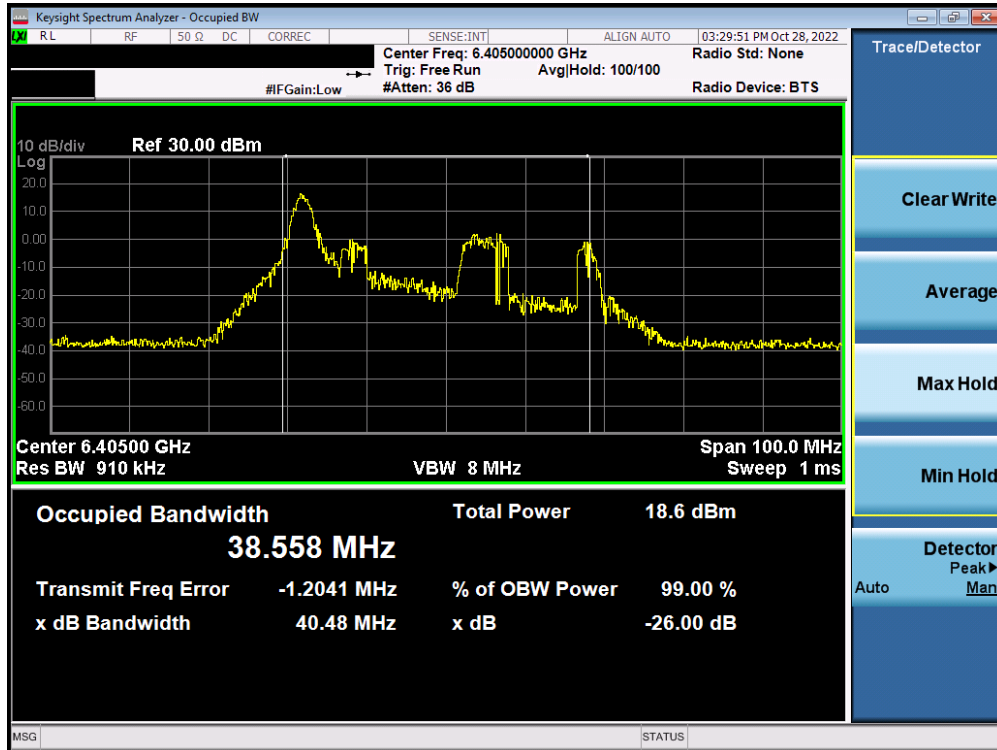


Plot 7-153. Occupied Bandwidth Plot MIMO ANT2 (40MHz BW 802.11ax (26 Tones) (UNII Band 5) – Ch. 3) - SP

FCC ID: A3LSMS916U	<b>MEASUREMENT REPORT (CERTIFICATION)</b>		Approved by: Technical Manager
Test Report S/N: 1M2209010097-16.A3L	Test Dates: 9/03/2022 – 11/18/2022	EUT Type: Portable Handset	Page 94 of 413



Plot 7-154. Occupied Bandwidth Plot MIMO ANT2 (40MHz BW 802.11ax (26 Tones) (UNII Band 5) – Ch. 43) - SP



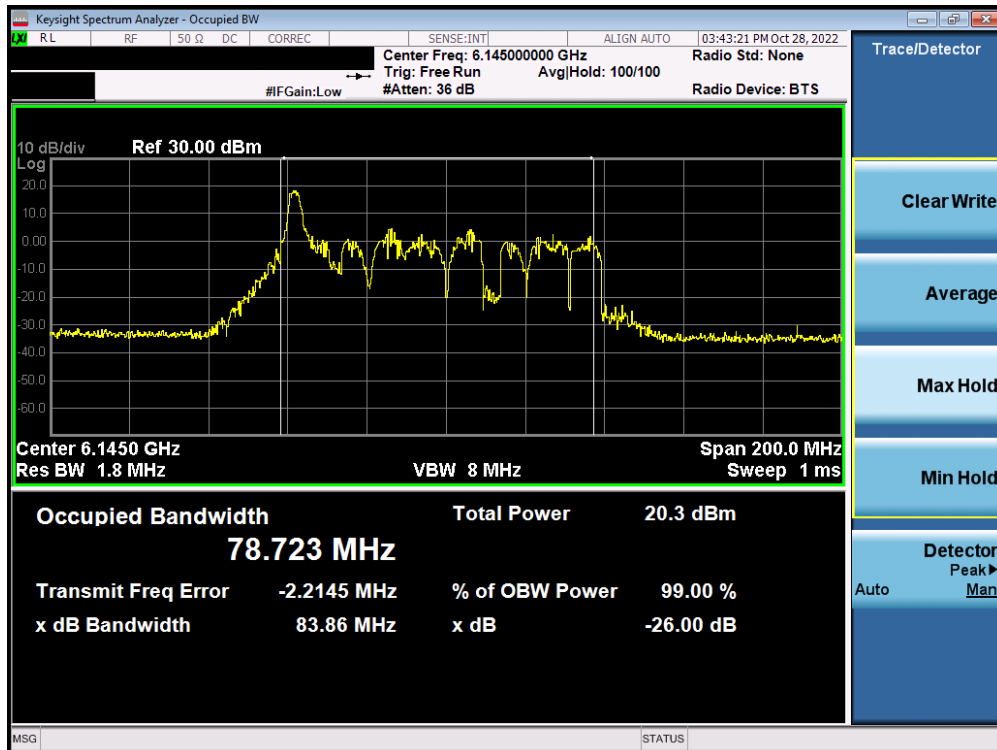
Plot 7-155. Occupied Bandwidth Plot MIMO ANT2 (40MHz BW 802.11ax (26 Tones) (UNII Band 5) – Ch. 91) - SP

FCC ID: A3LSMS916U	MEASUREMENT REPORT (CERTIFICATION)		Approved by: Technical Manager
Test Report S/N: 1M2209010097-16.A3L	Test Dates: 9/03/2022 – 11/18/2022	EUT Type: Portable Handset	Page 95 of 413





Plot 7-156. Occupied Bandwidth Plot MIMO ANT2 (80MHz BW 802.11ax (26 Tones) (UNII Band 5) – Ch. 7) - SP

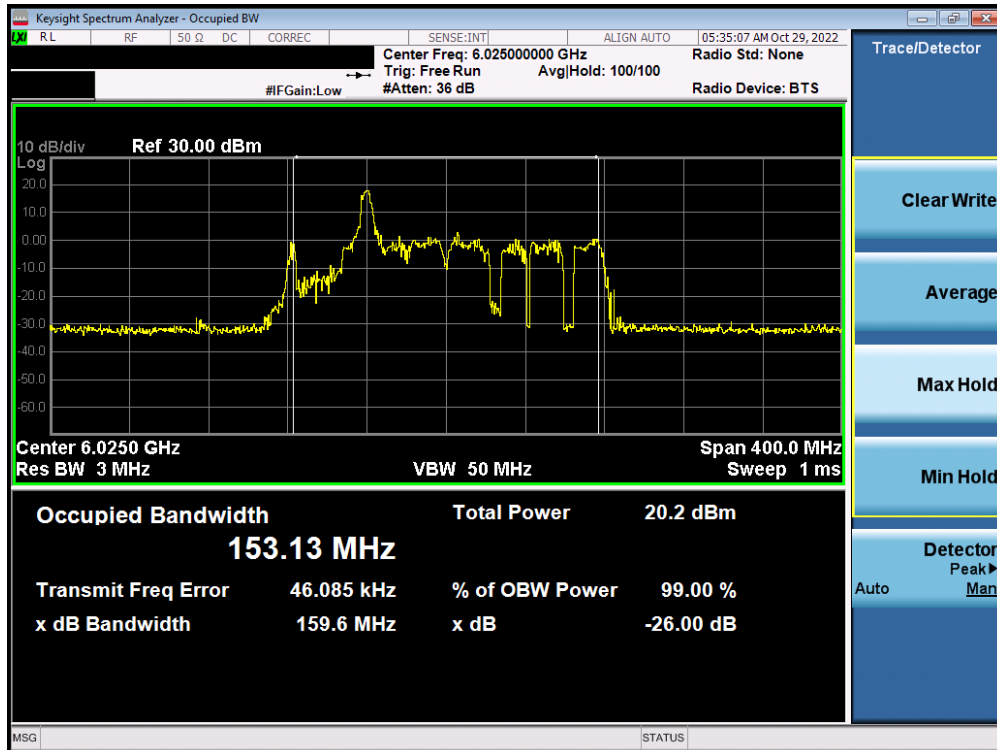


Plot 7-157. Occupied Bandwidth Plot MIMO ANT2 (80MHz BW 802.11ax (26 Tones) (UNII Band 5) – Ch. 39) - SP

FCC ID: A3LSMS916U	MEASUREMENT REPORT (CERTIFICATION)		Approved by: Technical Manager
Test Report S/N: 1M2209010097-16.A3L	Test Dates: 9/03/2022 – 11/18/2022	EUT Type: Portable Handset	Page 96 of 413

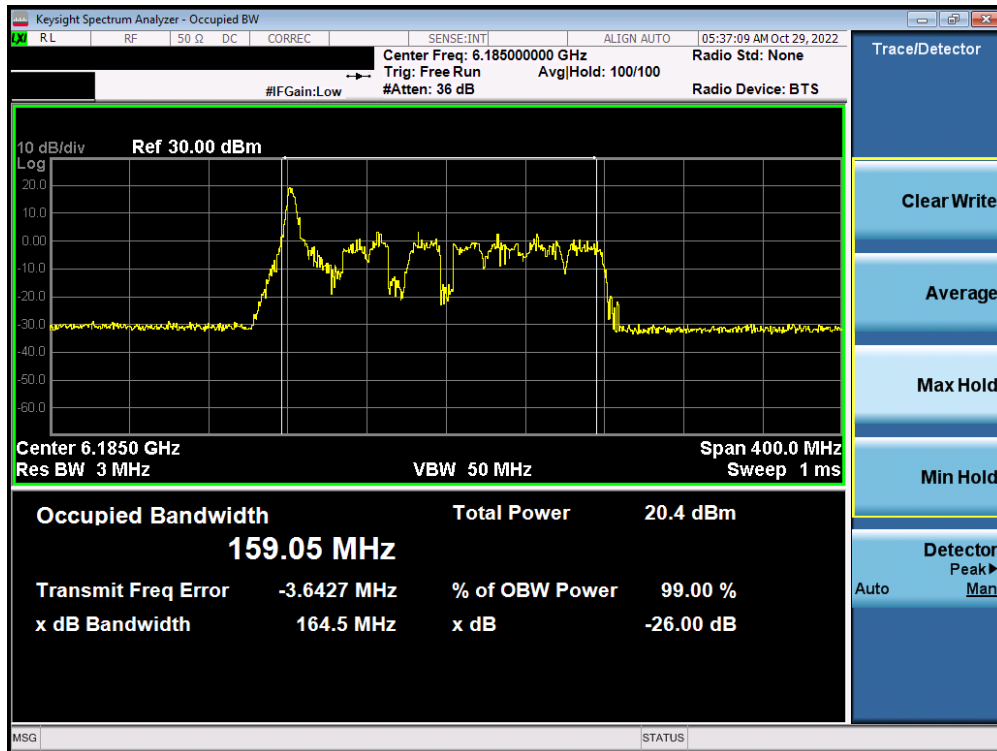


Plot 7-158. Occupied Bandwidth Plot MIMO ANT2 (80MHz BW 802.11ax (26 Tones) (UNII Band 5) – Ch. 87) - SP

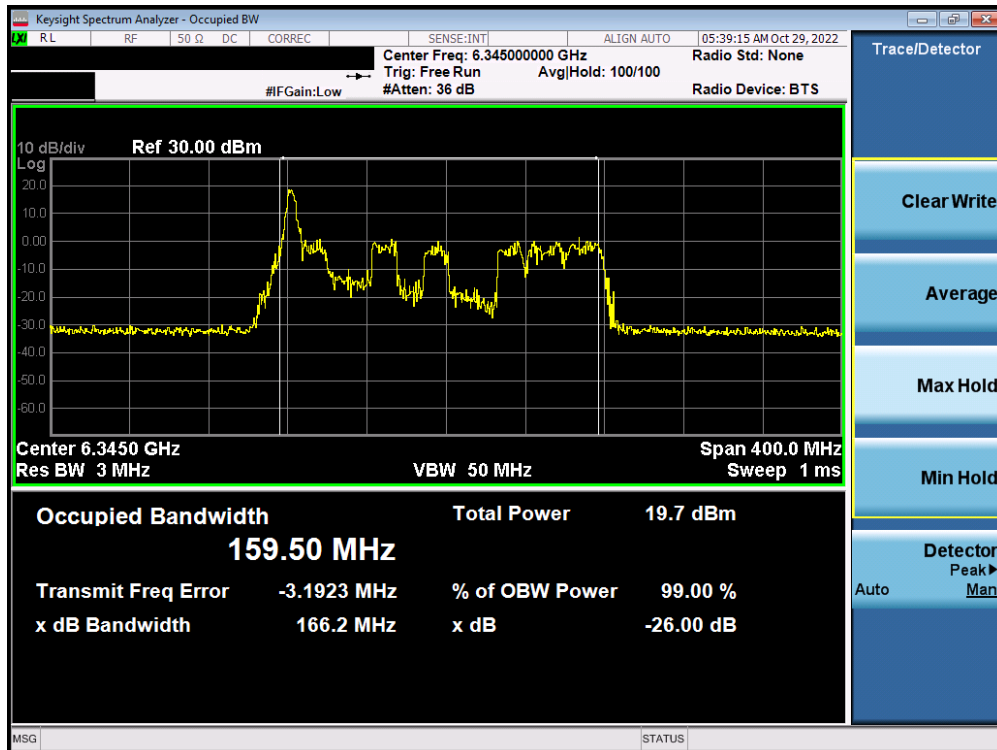


Plot 7-159. Occupied Bandwidth Plot MIMO ANT2 (160MHz BW 802.11ax (26 Tones) (UNII Band 5) – Ch. 15) - SP

FCC ID: A3LSMS916U	MEASUREMENT REPORT (CERTIFICATION)		Approved by: Technical Manager
Test Report S/N: 1M2209010097-16.A3L	Test Dates: 9/03/2022 – 11/18/2022	EUT Type: Portable Handset	Page 97 of 413



Plot 7-160. Occupied Bandwidth Plot MIMO ANT2 (160MHz BW 802.11ax (26 Tones) (UNII Band 5) – Ch. 47) - SP



Plot 7-161. Occupied Bandwidth Plot MIMO ANT2 (160MHz BW 802.11ax (26 Tones) (UNII Band 5) – Ch. 79) - SP

FCC ID: A3LSMS916U	MEASUREMENT REPORT (CERTIFICATION)		Approved by: Technical Manager
Test Report S/N: 1M2209010097-16.A3L	Test Dates: 9/03/2022 – 11/18/2022	EUT Type: Portable Handset	Page 98 of 413



Plot 7-162. Occupied Bandwidth Plot MIMO ANT2 (20MHz BW 802.11ax (26 Tones) (UNII Band 7) – Ch. 117) – SP

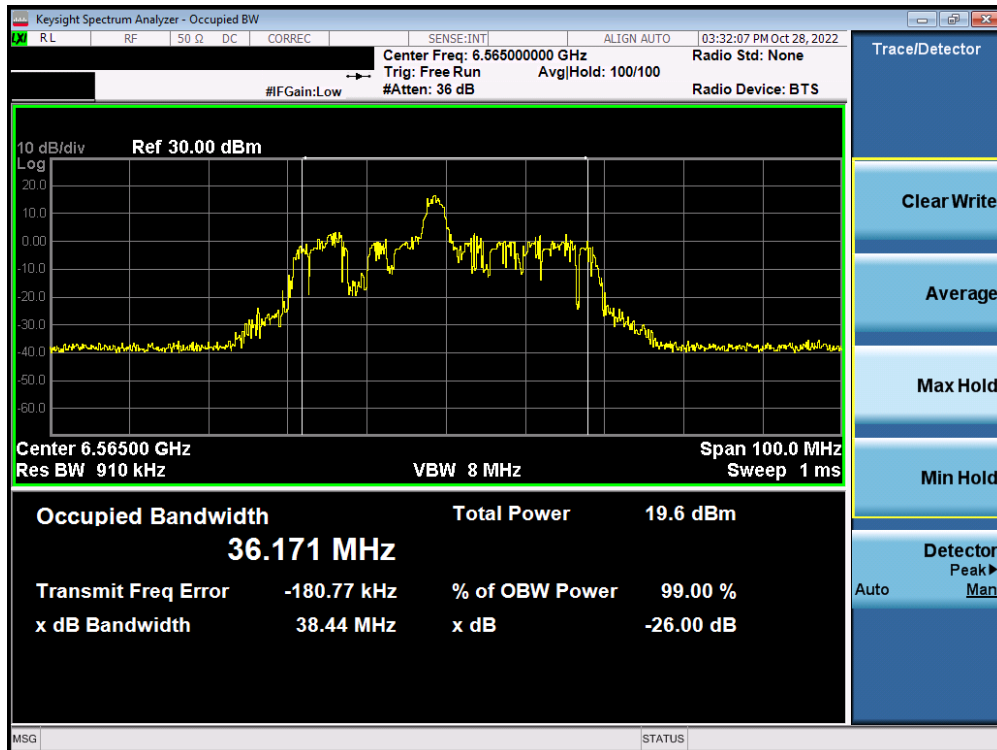


Plot 7-163. Occupied Bandwidth Plot MIMO ANT2 (20MHz BW 802.11ax (26 Tones) (UNII Band 7) – Ch. 149) – SP

FCC ID: A3LSMS916U	MEASUREMENT REPORT (CERTIFICATION)		Approved by: Technical Manager
Test Report S/N: 1M2209010097-16.A3L	Test Dates: 9/03/2022 – 11/18/2022	EUT Type: Portable Handset	Page 99 of 413

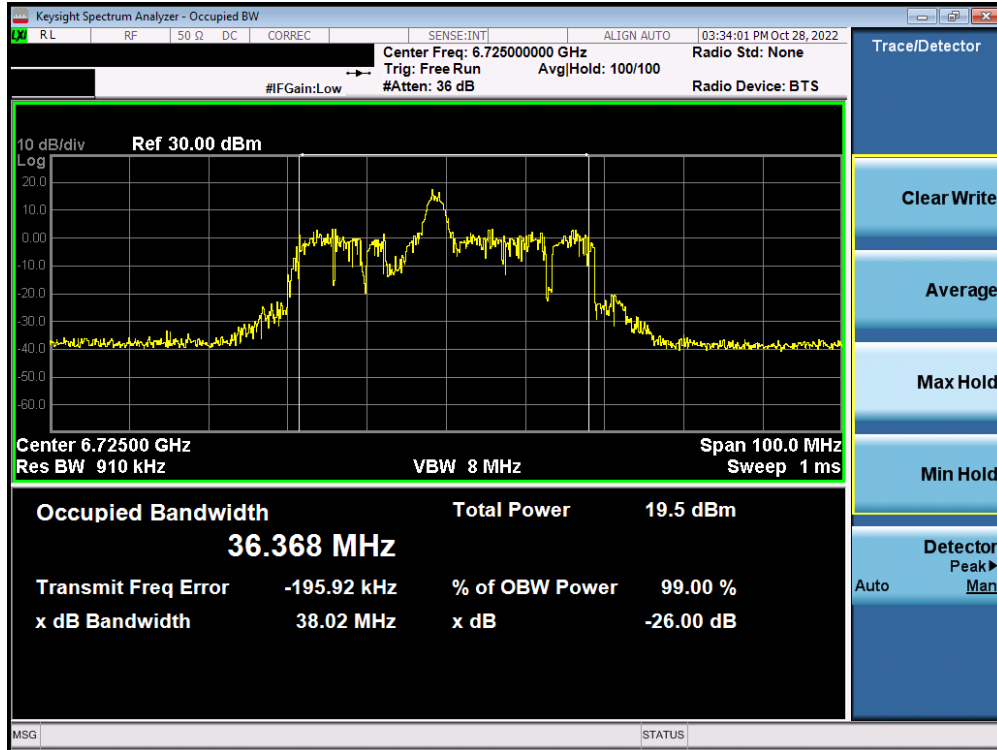


Plot 7-164. Occupied Bandwidth Plot MIMO ANT2 (20MHz BW 802.11ax (26 Tones) (UNII Band 7) – Ch. 185) – SP

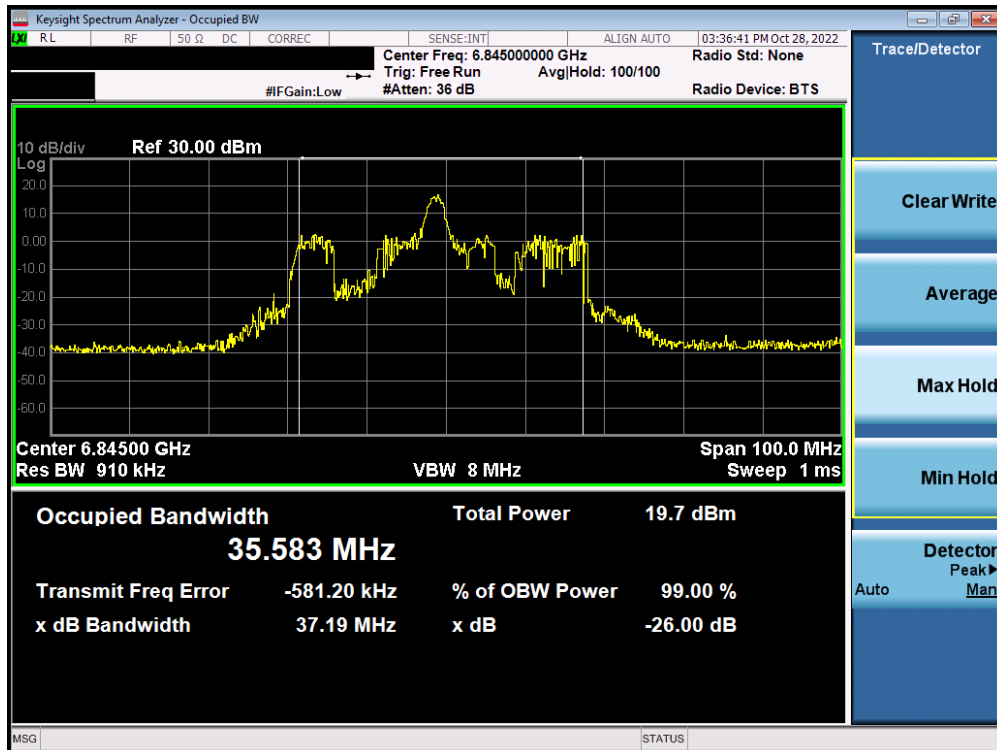


Plot 7-165. Occupied Bandwidth Plot MIMO ANT2 (40MHz BW 802.11ax (26 Tones) (UNII Band 7) – Ch. 123) – SP

FCC ID: A3LSMS916U	MEASUREMENT REPORT (CERTIFICATION)		Approved by: Technical Manager
Test Report S/N: 1M2209010097-16.A3L	Test Dates: 9/03/2022 – 11/18/2022	EUT Type: Portable Handset	Page 100 of 413

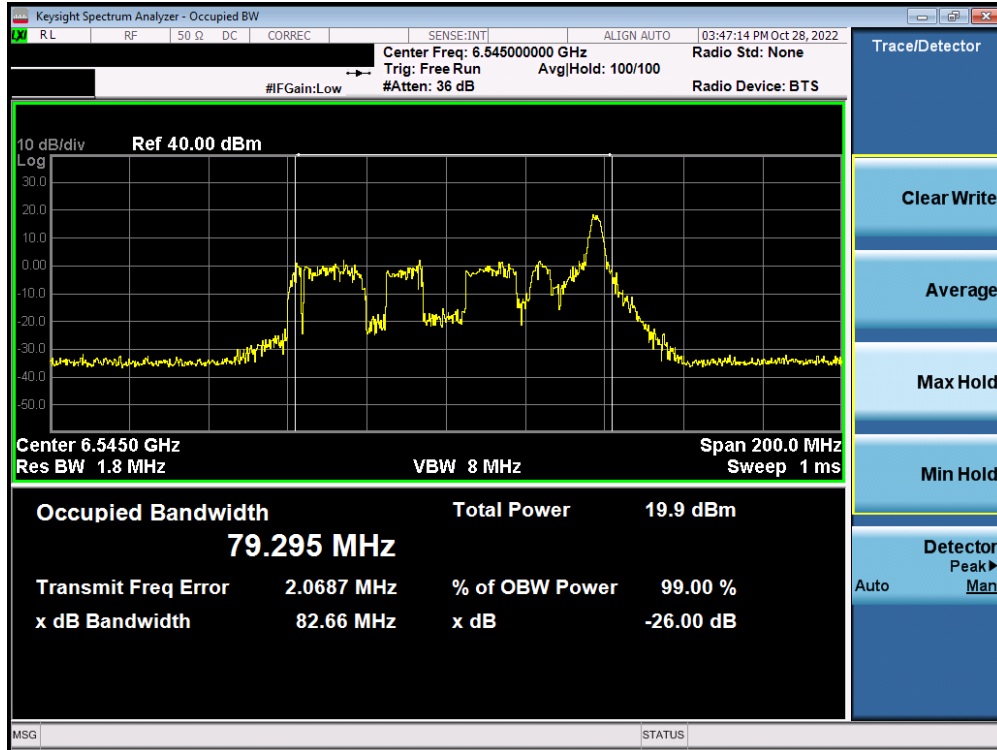


Plot 7-166. Occupied Bandwidth Plot MIMO ANT2 (40MHz BW 802.11ax (26 Tones) (UNII Band 7) – Ch. 155) – SP

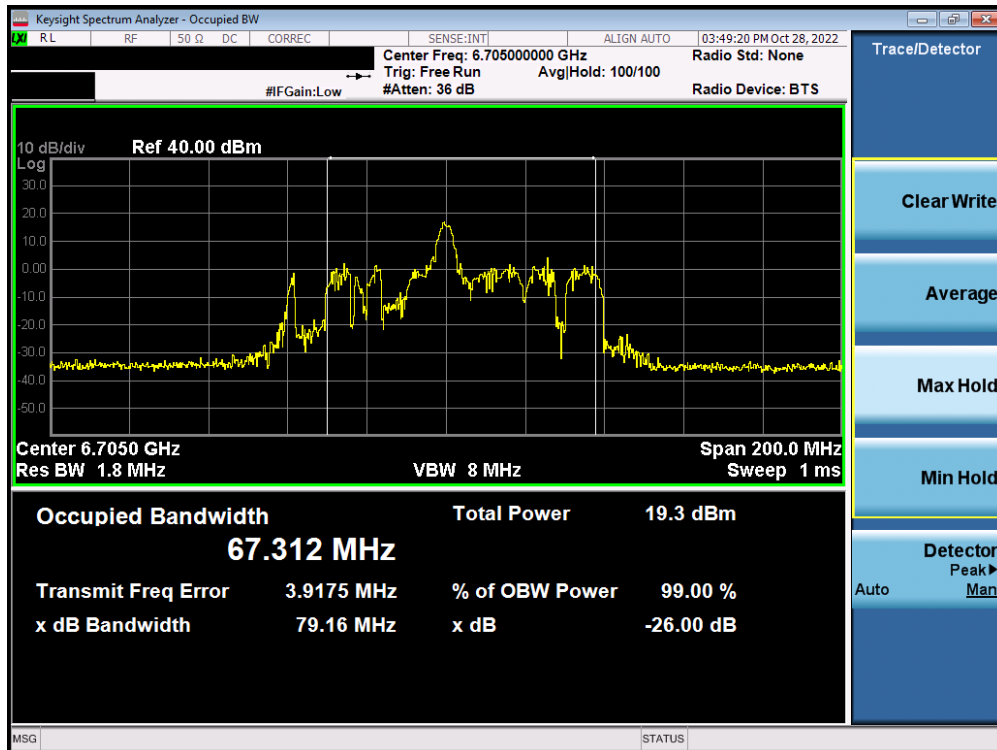


Plot 7-167. Occupied Bandwidth Plot MIMO ANT2 (40MHz BW 802.11ax (26 Tones) (UNII Band 7) – Ch. 179) – SP

FCC ID: A3LSMS916U	MEASUREMENT REPORT (CERTIFICATION)		Approved by: Technical Manager
Test Report S/N: 1M2209010097-16.A3L	Test Dates: 9/03/2022 – 11/18/2022	EUT Type: Portable Handset	Page 101 of 413



Plot 7-168. Occupied Bandwidth Plot MIMO ANT2 (80MHz BW 802.11ax (26 Tones) (UNII Band 7) – Ch. 119) – SP



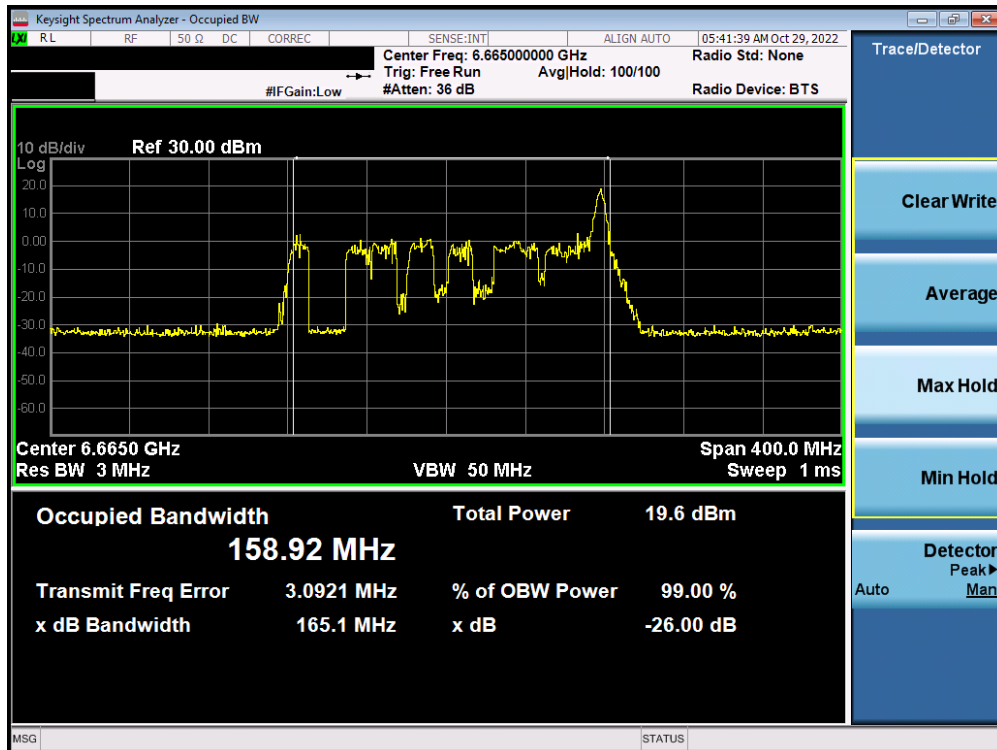
Plot 7-169. Occupied Bandwidth Plot MIMO ANT2 (80MHz BW 802.11ax (26 Tones) (UNII Band 7) – Ch. 151) – SP

FCC ID: A3LSMS916U	<b>MEASUREMENT REPORT (CERTIFICATION)</b>		Approved by: Technical Manager
Test Report S/N: 1M2209010097-16.A3L	Test Dates: 9/03/2022 – 11/18/2022	EUT Type: Portable Handset	Page 102 of 413



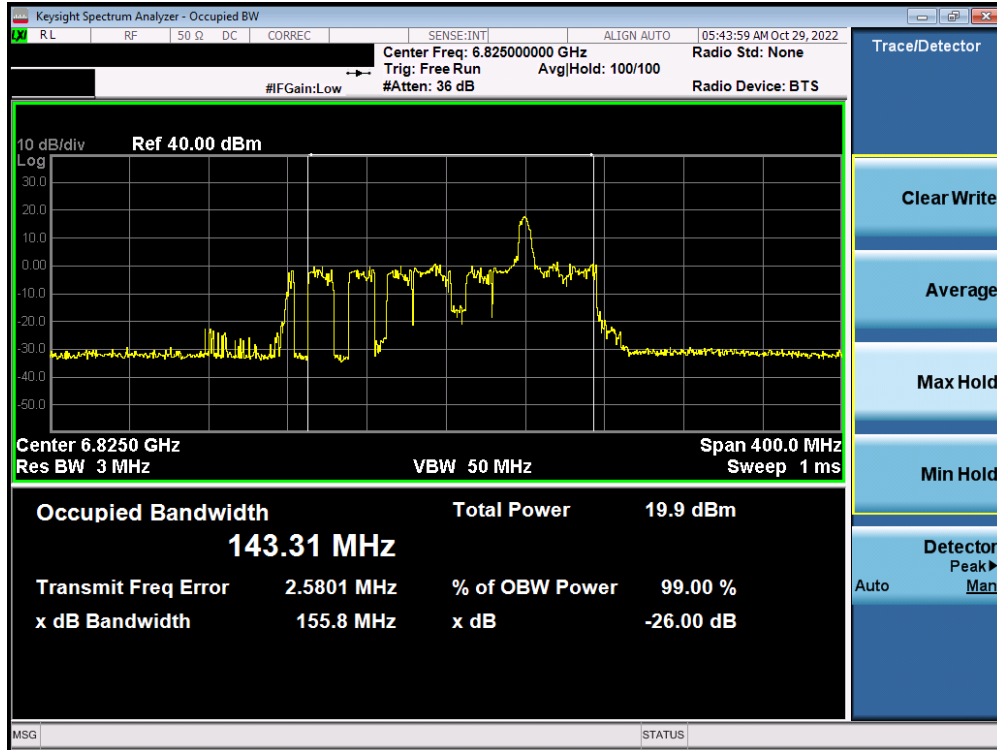


Plot 7-170. Occupied Bandwidth Plot MIMO ANT2 (80MHz BW 802.11ax (26 Tones) (UNII Band 7) – Ch. 183) – SP



Plot 7-171. Occupied Bandwidth Plot MIMO ANT2 (160MHz BW 802.11ax (26 Tones) (UNII Band 7) – Ch. 143) – SP

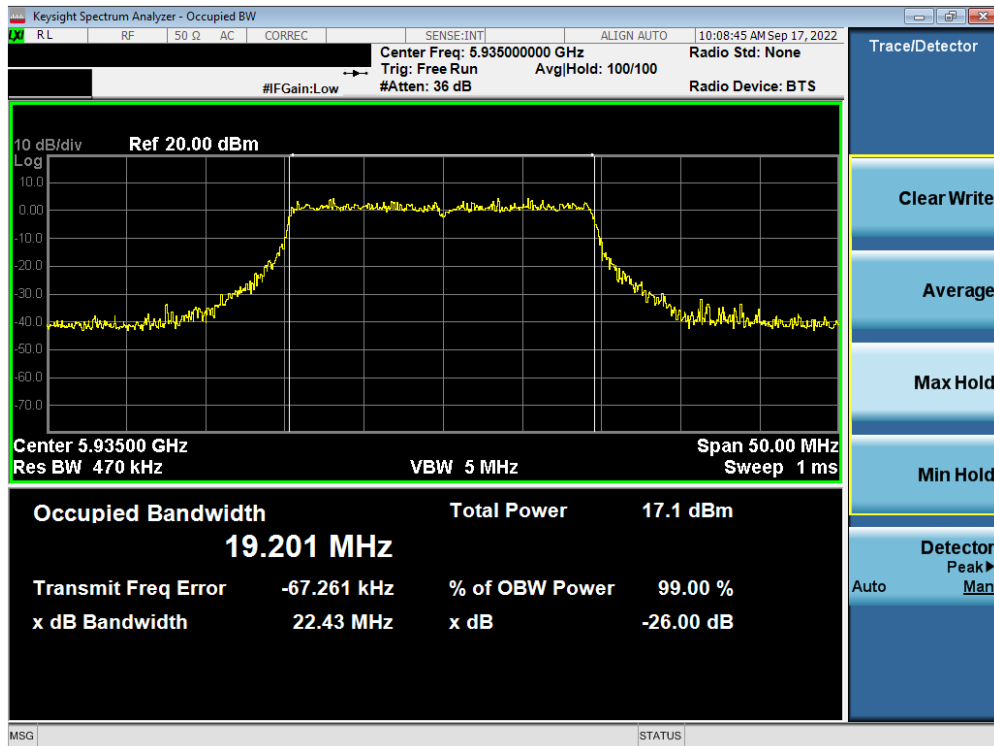
FCC ID: A3LSMS916U	<b>MEASUREMENT REPORT (CERTIFICATION)</b>		Approved by: Technical Manager
Test Report S/N: 1M2209010097-16.A3L	Test Dates: 9/03/2022 – 11/18/2022	EUT Type: Portable Handset	Page 103 of 413



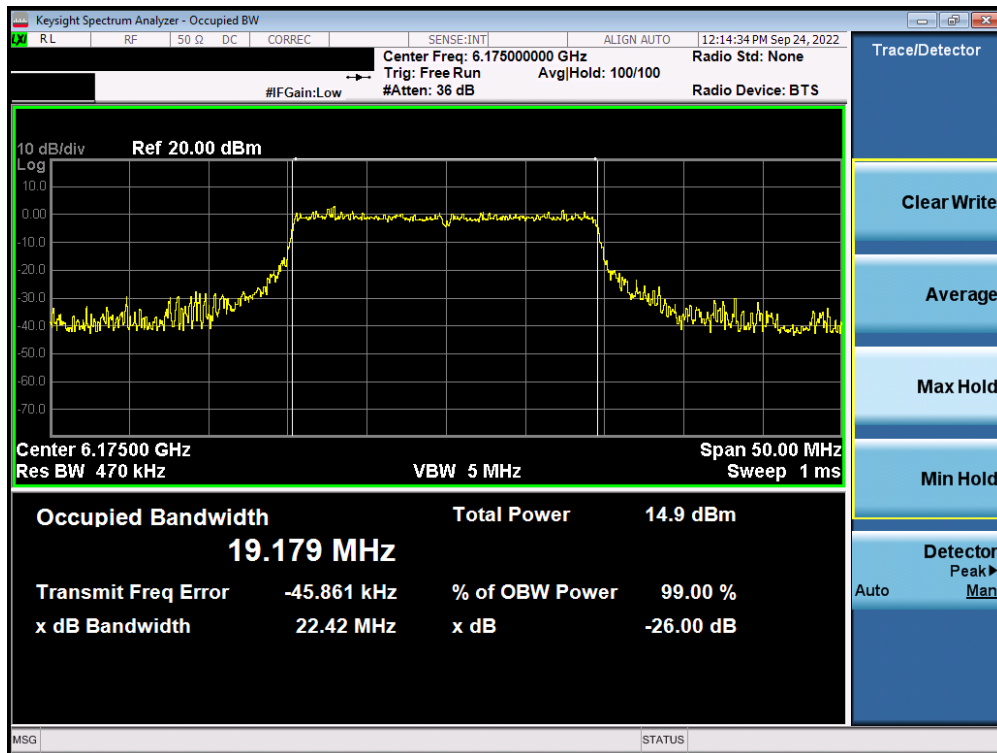
Plot 7-172. Occupied Bandwidth Plot MIMO ANT2 (160MHz BW 802.11ax (26 Tones) (UNII Band 7) – Ch. 175) – SP

FCC ID: A3LSMS916U	<b>MEASUREMENT REPORT (CERTIFICATION)</b>		Approved by: Technical Manager
Test Report S/N: 1M2209010097-16.A3L	Test Dates: 9/03/2022 – 11/18/2022	EUT Type: Portable Handset	Page 104 of 413

## MIMO Antenna-2 Occupied Bandwidth Measurements (Full Tones)

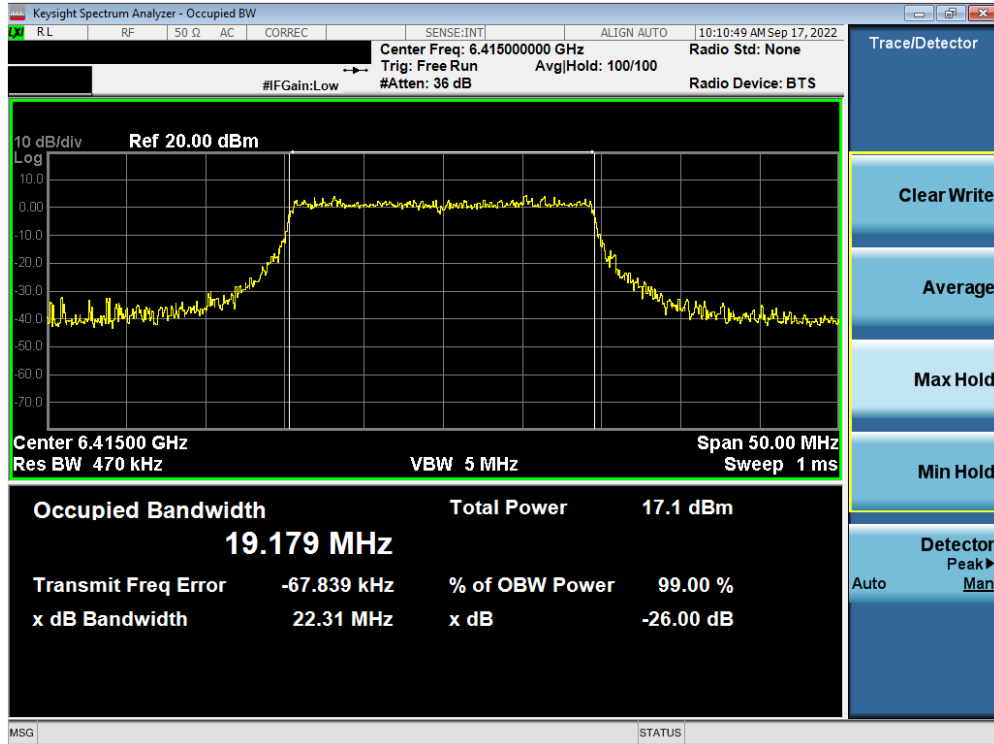


Plot 7-173. Occupied Bandwidth Plot MIMO ANT2 (20MHz BW 802.11ax (Full Tone) UNII Band 5) – Ch. 2 – LPI

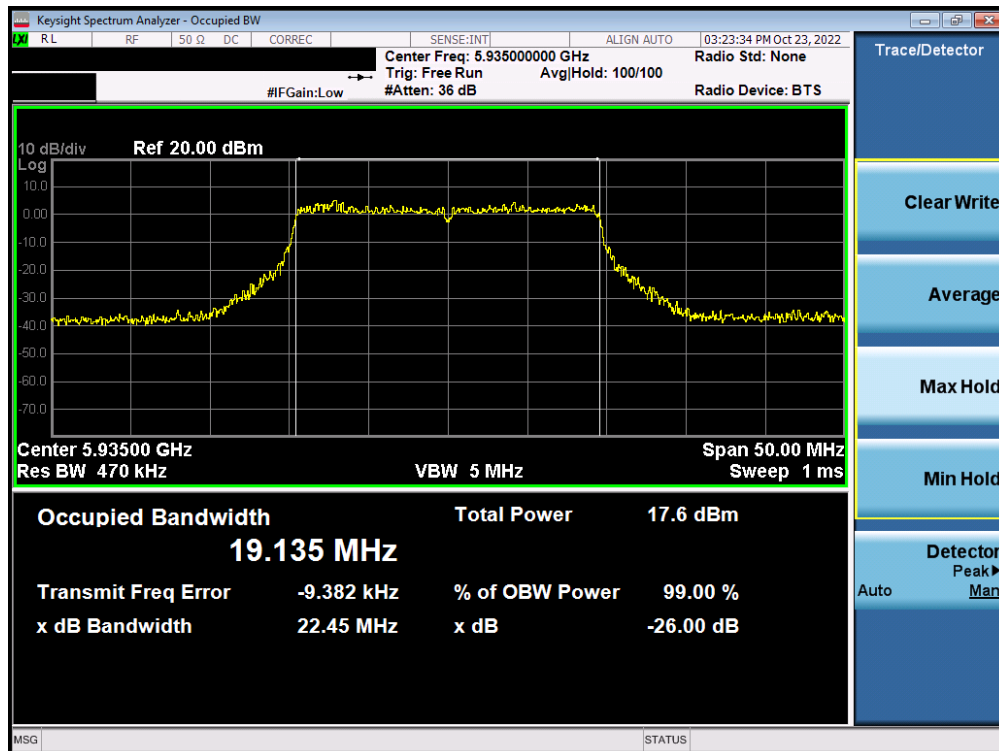


Plot 7-174. Occupied Bandwidth Plot MIMO ANT2 (20MHz BW 802.11ax (Full Tone) (UNII Band 5) – Ch. 45) – LPI

FCC ID: A3LSMS916U	MEASUREMENT REPORT (CERTIFICATION)		Approved by: Technical Manager
Test Report S/N: 1M2209010097-16.A3L	Test Dates: 9/03/2022 – 11/18/2022	EUT Type: Portable Handset	Page 105 of 413

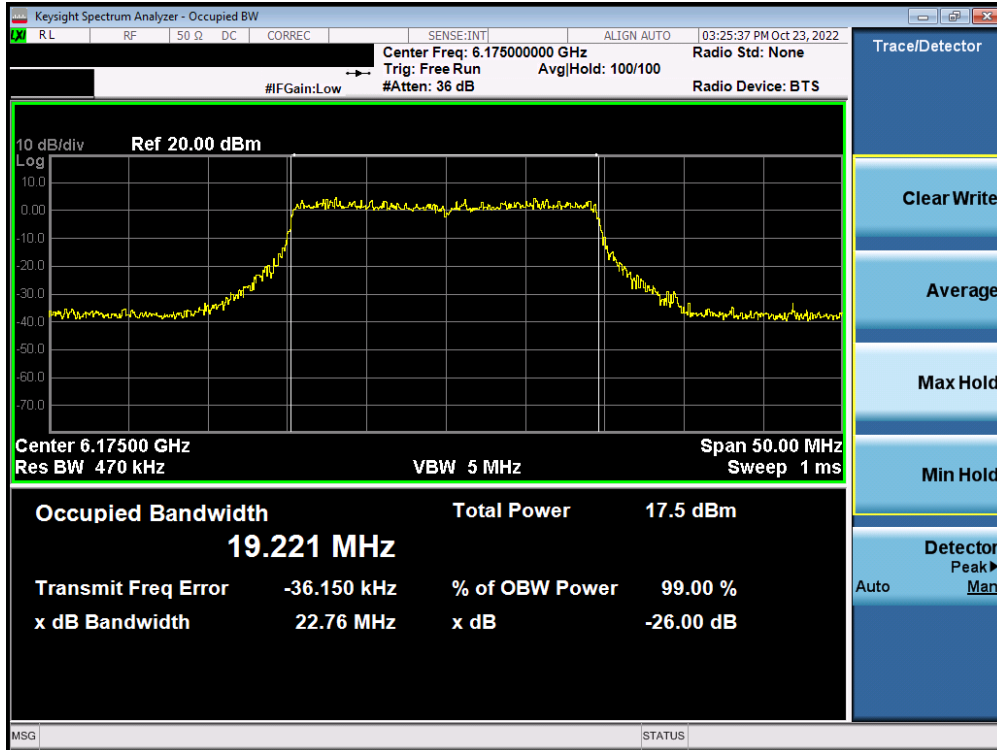


Plot 7-175. Occupied Bandwidth Plot MIMO ANT2 (20MHz BW 802.11ax (Full Tone) UNII Band 5) – Ch. 93) – LPI

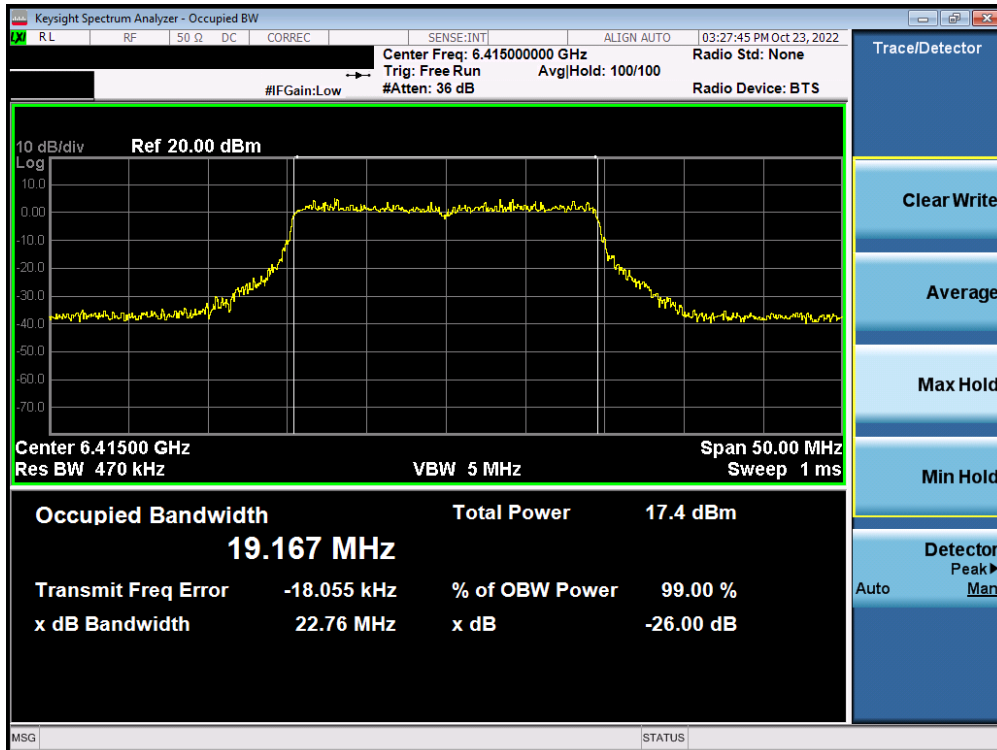


Plot 7-176. Occupied Bandwidth Plot MIMO ANT2 (20MHz BW 802.11ax (Full Tone) UNII Band 5) – Ch. 2 – SP

FCC ID: A3LSMS916U	MEASUREMENT REPORT (CERTIFICATION)		Approved by: Technical Manager
Test Report S/N: 1M2209010097-16.A3L	Test Dates: 9/03/2022 – 11/18/2022	EUT Type: Portable Handset	Page 106 of 413

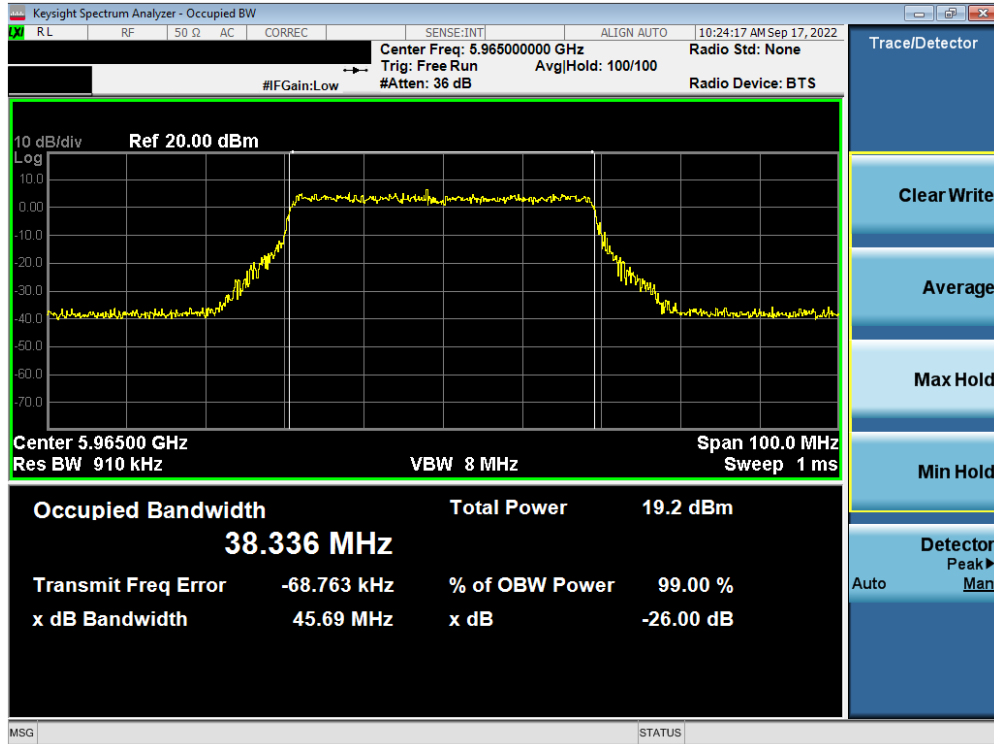


Plot 7-177. Occupied Bandwidth Plot MIMO ANT2 (20MHz BW 802.11ax (Full Tone) (UNII Band 5) – Ch. 45) – SP

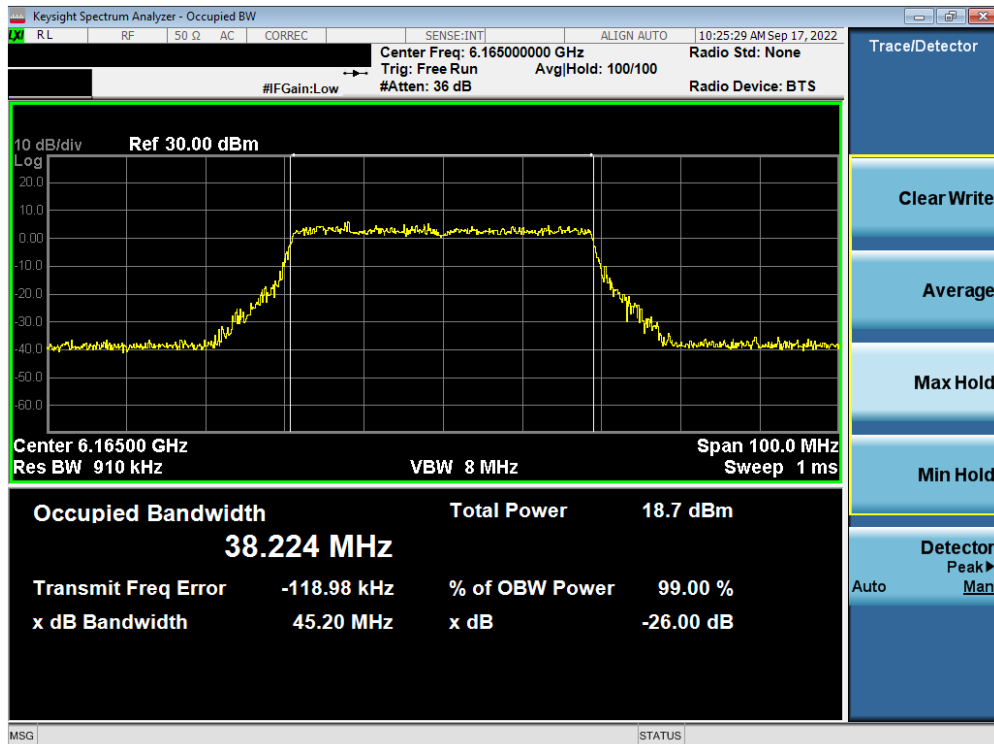


Plot 7-178. Occupied Bandwidth Plot MIMO ANT2 (20MHz BW 802.11ax (Full Tone) UNII Band 5) – Ch. 93) – SP

FCC ID: A3LSMS916U	<b>MEASUREMENT REPORT (CERTIFICATION)</b>		Approved by: Technical Manager
Test Report S/N: 1M2209010097-16.A3L	Test Dates: 9/03/2022 – 11/18/2022	EUT Type: Portable Handset	Page 107 of 413

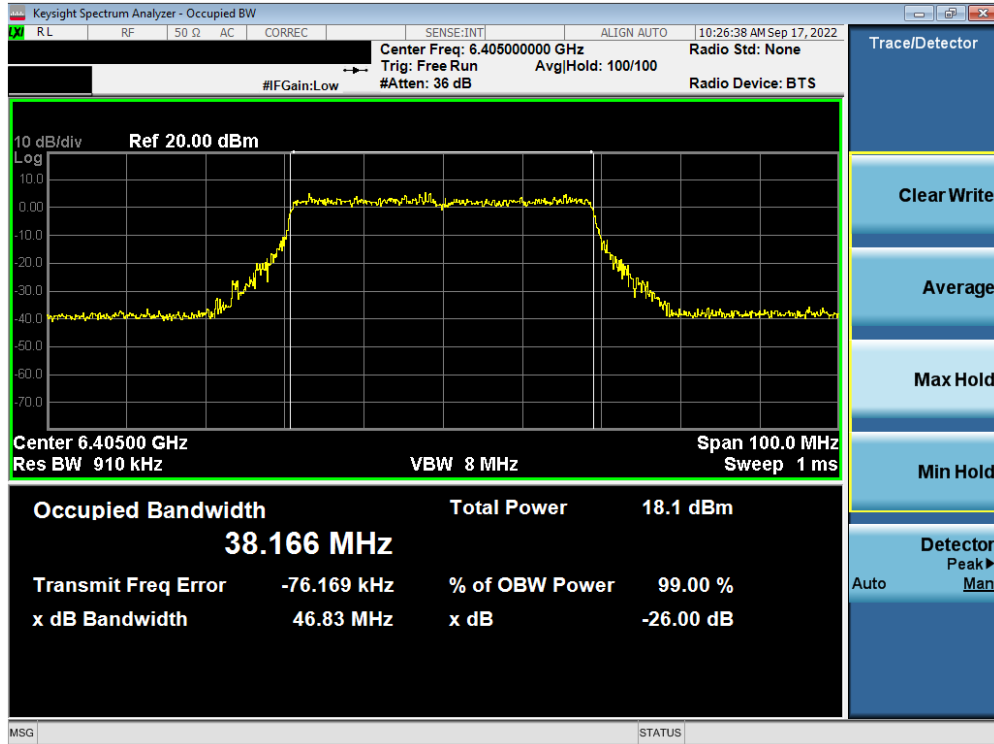


Plot 7-179. Occupied Bandwidth Plot MIMO ANT2 (40MHz BW 802.11ax (Full Tone) (UNII Band 5) – Ch. 3) – LPI

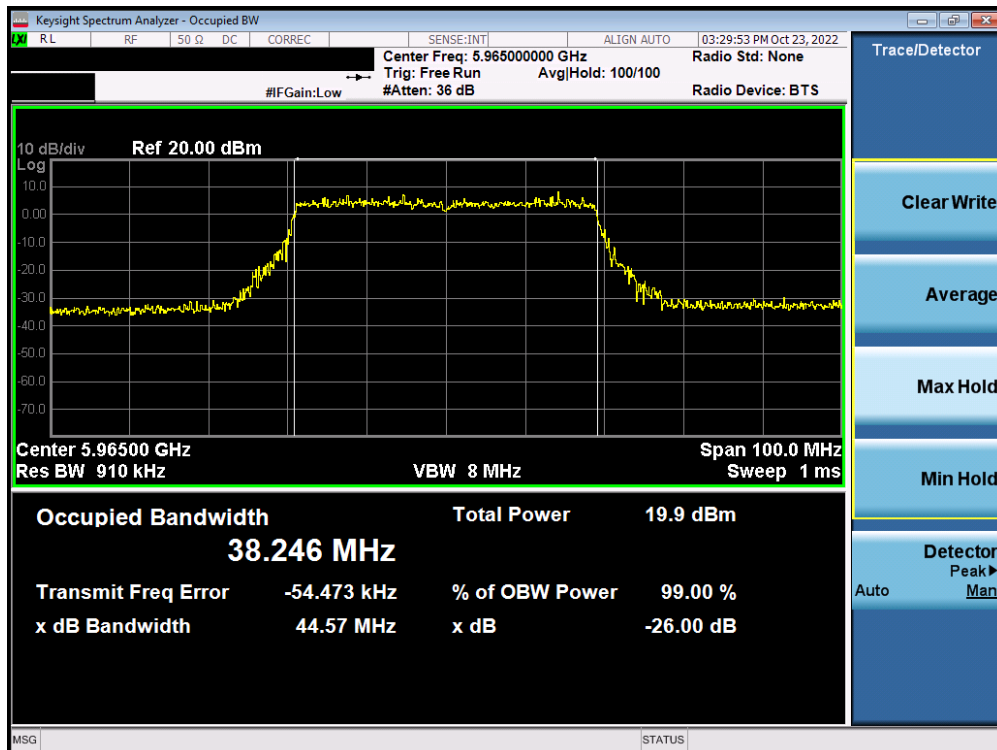


Plot 7-180. Occupied Bandwidth Plot MIMO ANT2 (40MHz BW 802.11ax (Full Tone) (UNII Band 5) – Ch. 43) – LPI

FCC ID: A3LSMS916U	MEASUREMENT REPORT (CERTIFICATION)		Approved by: Technical Manager
Test Report S/N: 1M2209010097-16.A3L	Test Dates: 9/03/2022 – 11/18/2022	EUT Type: Portable Handset	Page 108 of 413



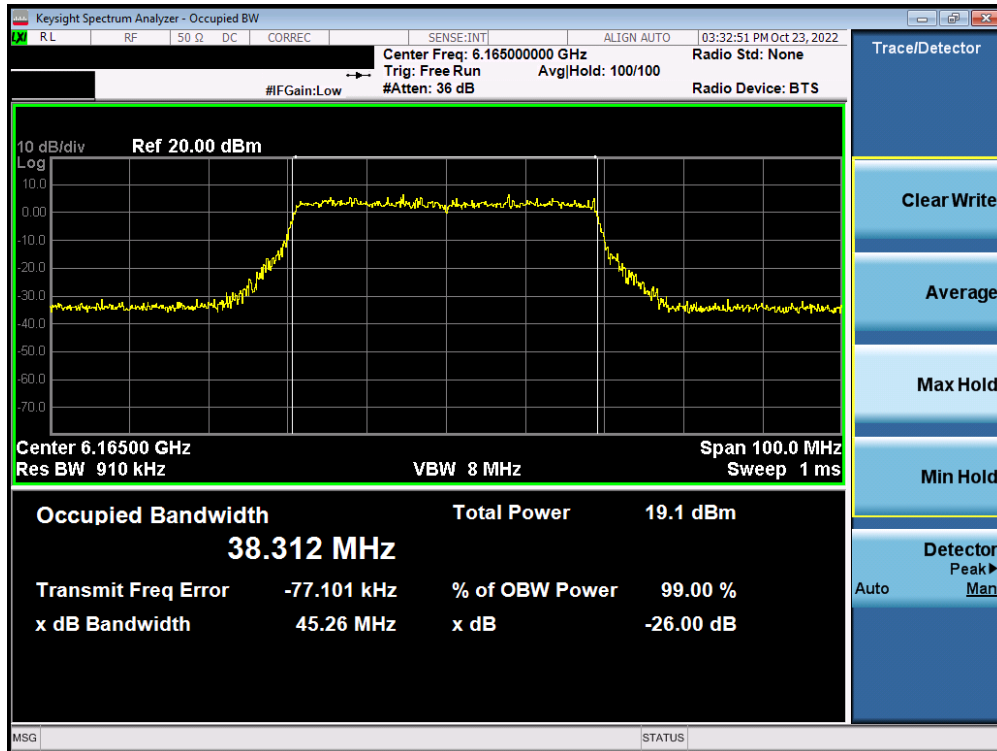
Plot 7-181. Occupied Bandwidth Plot MIMO ANT2 (40MHz BW 802.11ax (Full Tone) (UNII Band 5) – Ch. 91) – LPI



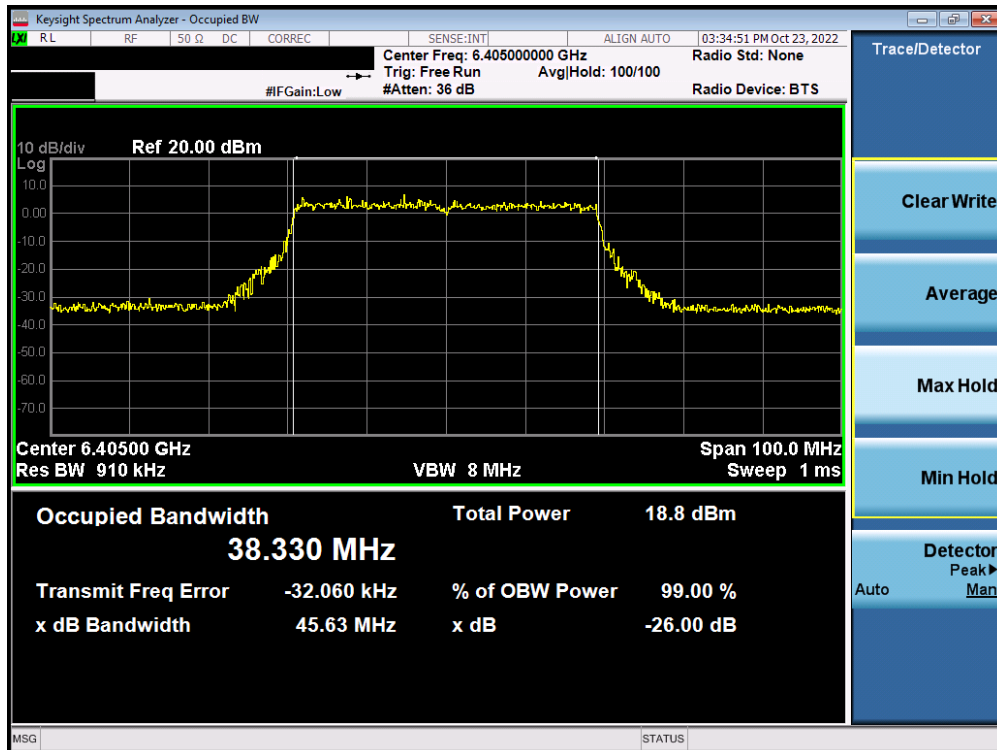
Plot 7-182. Occupied Bandwidth Plot MIMO ANT2 (40MHz BW 802.11ax (Full Tone) (UNII Band 5) – Ch. 3) – SP

FCC ID: A3LSMS916U	MEASUREMENT REPORT (CERTIFICATION)		Approved by: Technical Manager
Test Report S/N: 1M2209010097-16.A3L	Test Dates: 9/03/2022 – 11/18/2022	EUT Type: Portable Handset	Page 109 of 413



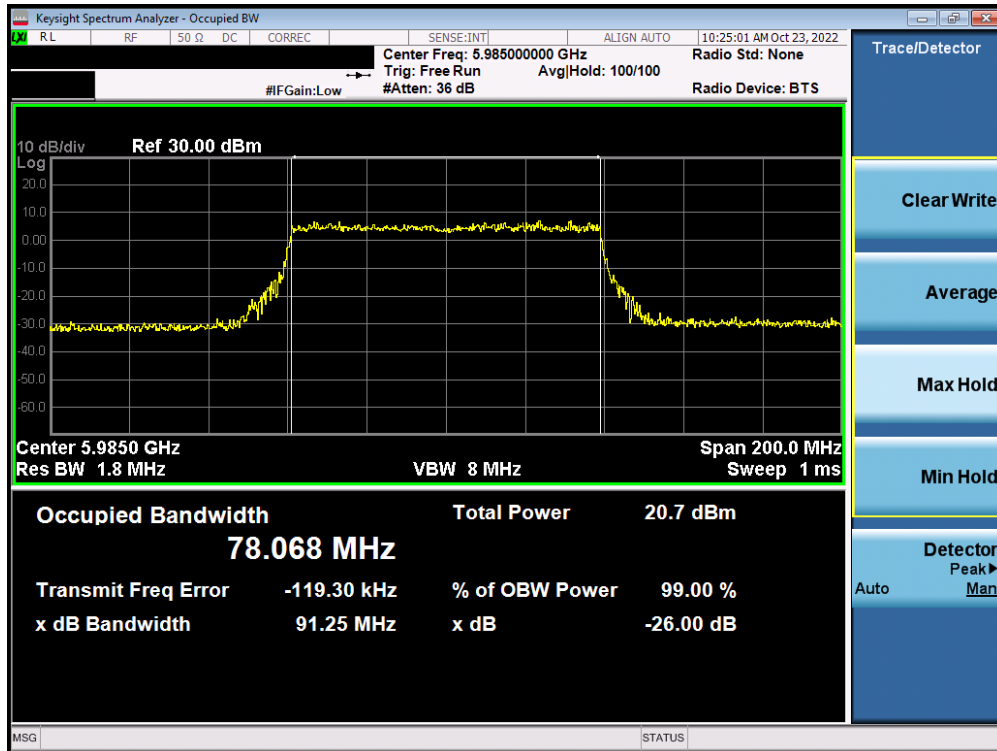


Plot 7-183. Occupied Bandwidth Plot MIMO ANT2 (40MHz BW 802.11ax (Full Tone) (UNII Band 5) – Ch. 43) – SP

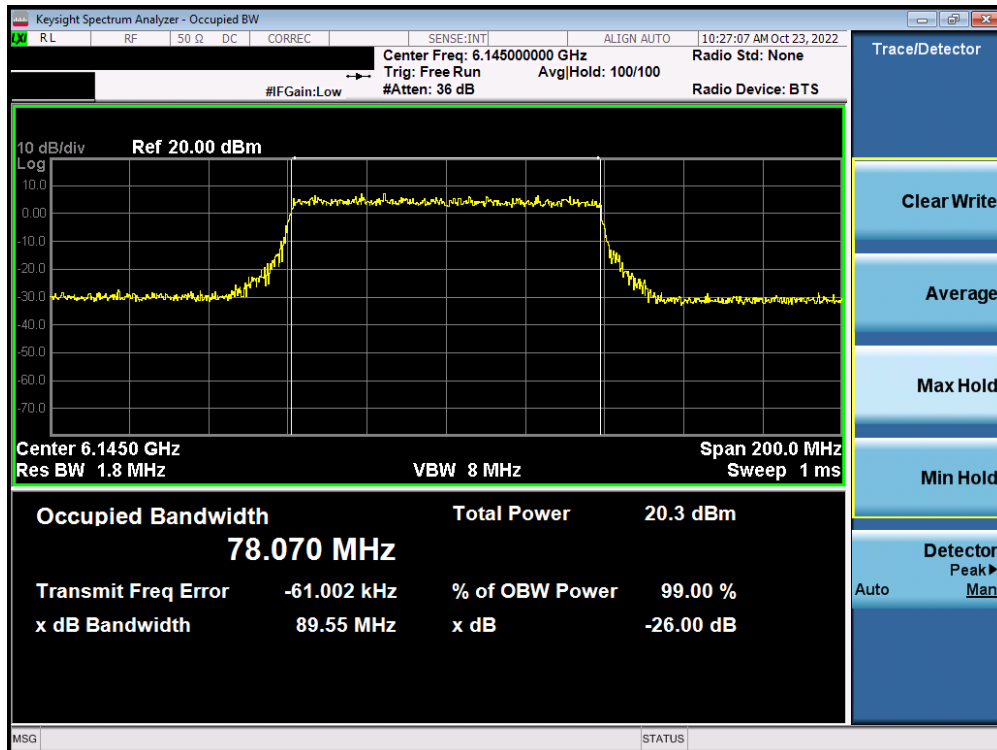


Plot 7-184. Occupied Bandwidth Plot MIMO ANT2 (40MHz BW 802.11ax (Full Tone) (UNII Band 5) – Ch. 91) – SP

FCC ID: A3LSMS916U	MEASUREMENT REPORT (CERTIFICATION)		Approved by: Technical Manager
Test Report S/N: 1M2209010097-16.A3L	Test Dates: 9/03/2022 – 11/18/2022	EUT Type: Portable Handset	Page 110 of 413

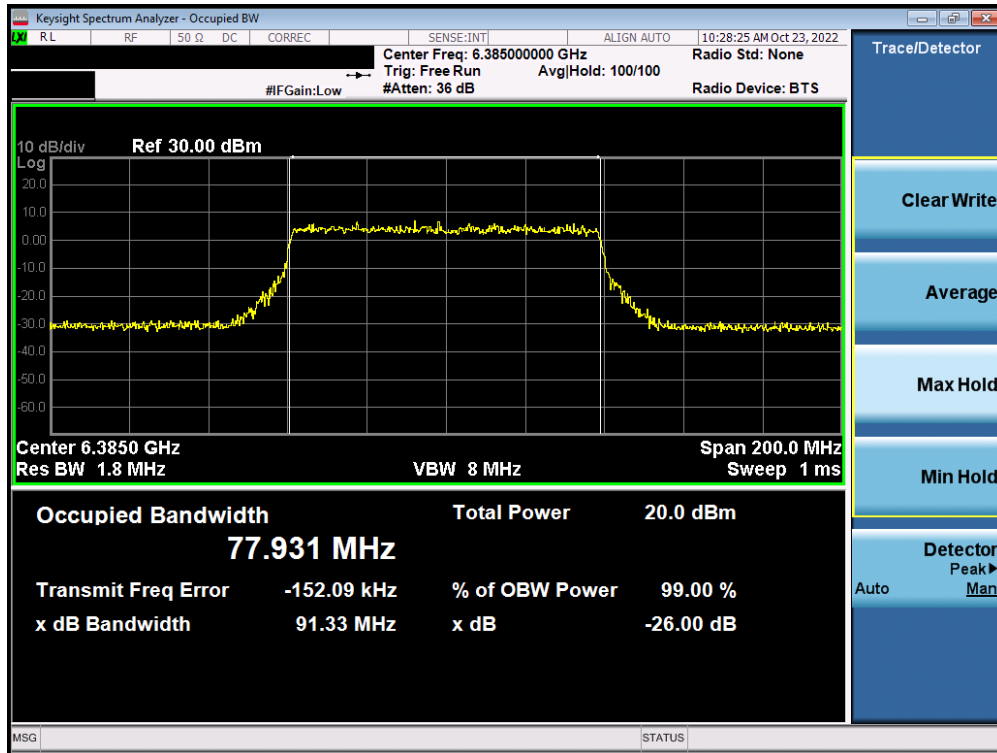


Plot 7-185. Occupied Bandwidth Plot MIMO ANT2 (80MHz BW 802.11ax (Full Tone) (UNII Band 5) – Ch. 7) – LPI/SP

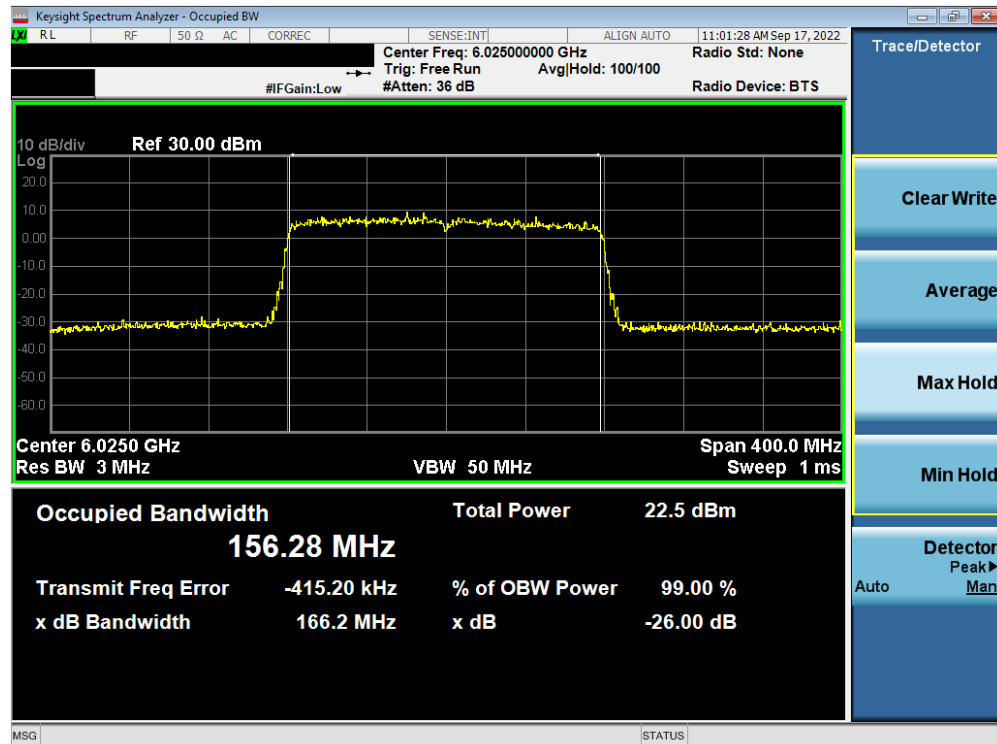


Plot 7-186. Occupied Bandwidth Plot MIMO ANT2 (80MHz BW 802.11ax (Full Tone) (UNII Band 5) – Ch. 39) – LPI/SP

FCC ID: A3LSMS916U	MEASUREMENT REPORT (CERTIFICATION)		Approved by: Technical Manager
Test Report S/N: 1M2209010097-16.A3L	Test Dates: 9/03/2022 – 11/18/2022	EUT Type: Portable Handset	Page 111 of 413

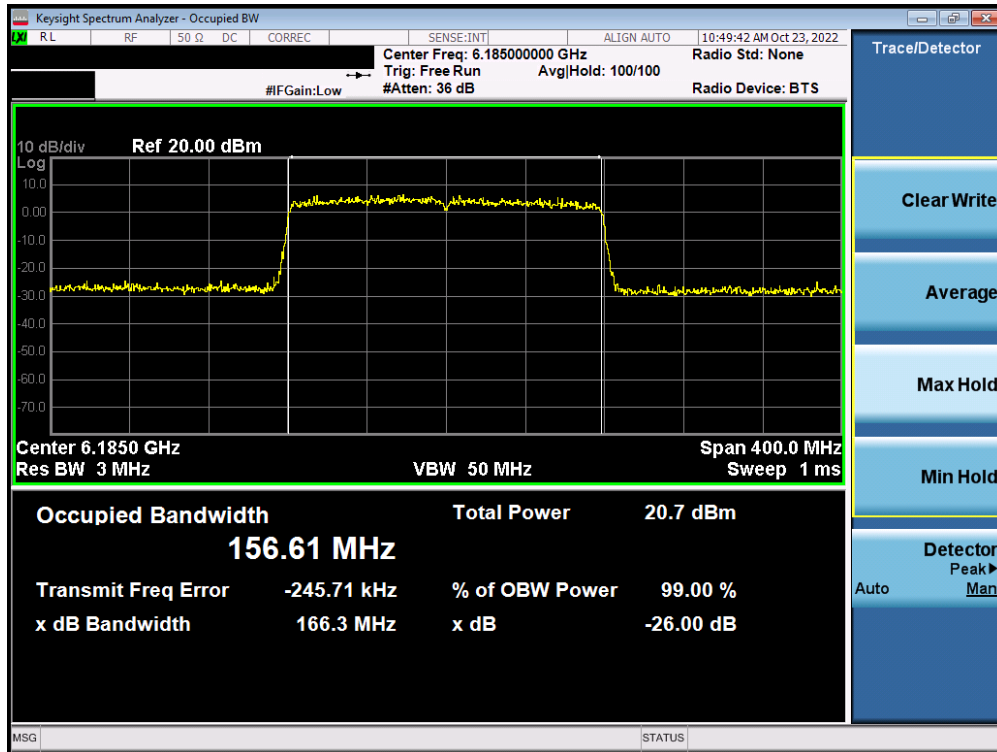


Plot 7-187. Occupied Bandwidth Plot MIMO ANT2 (80MHz BW 802.11ax (Full Tone) (UNII Band 5) – Ch. 87) – LPI/SP

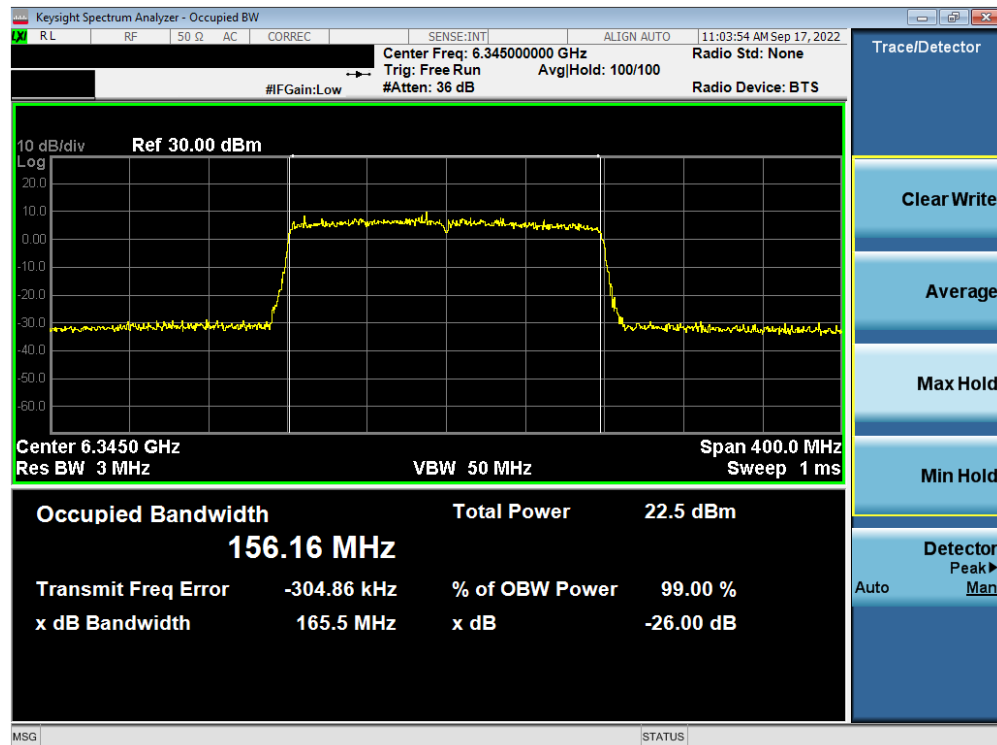


Plot 7-188. Occupied Bandwidth Plot MIMO ANT2 (160MHz BW 802.11ax (Full Tone) (UNII Band 5) – Ch. 15) – LPI/SP

FCC ID: A3LSMS916U	MEASUREMENT REPORT (CERTIFICATION)		Approved by: Technical Manager
Test Report S/N: 1M2209010097-16.A3L	Test Dates: 9/03/2022 – 11/18/2022	EUT Type: Portable Handset	Page 112 of 413

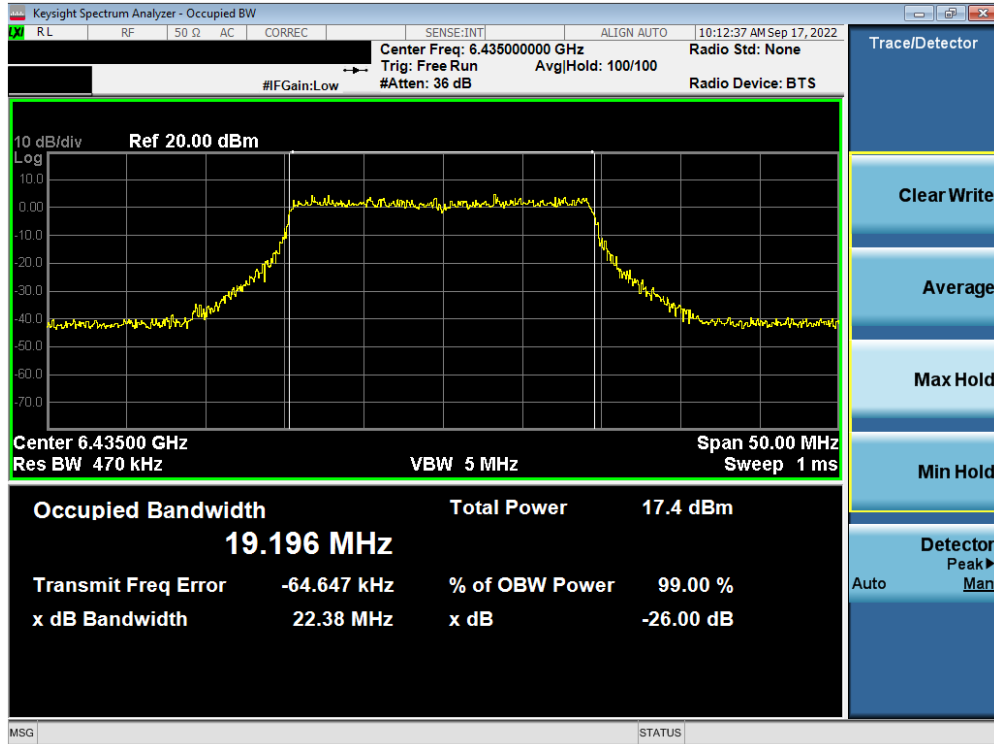


Plot 7-189. Occupied Bandwidth Plot MIMO ANT2 (160MHz BW 802.11ax (Full Tone) (UNII Band 5) – Ch. 47) – LPI/SP

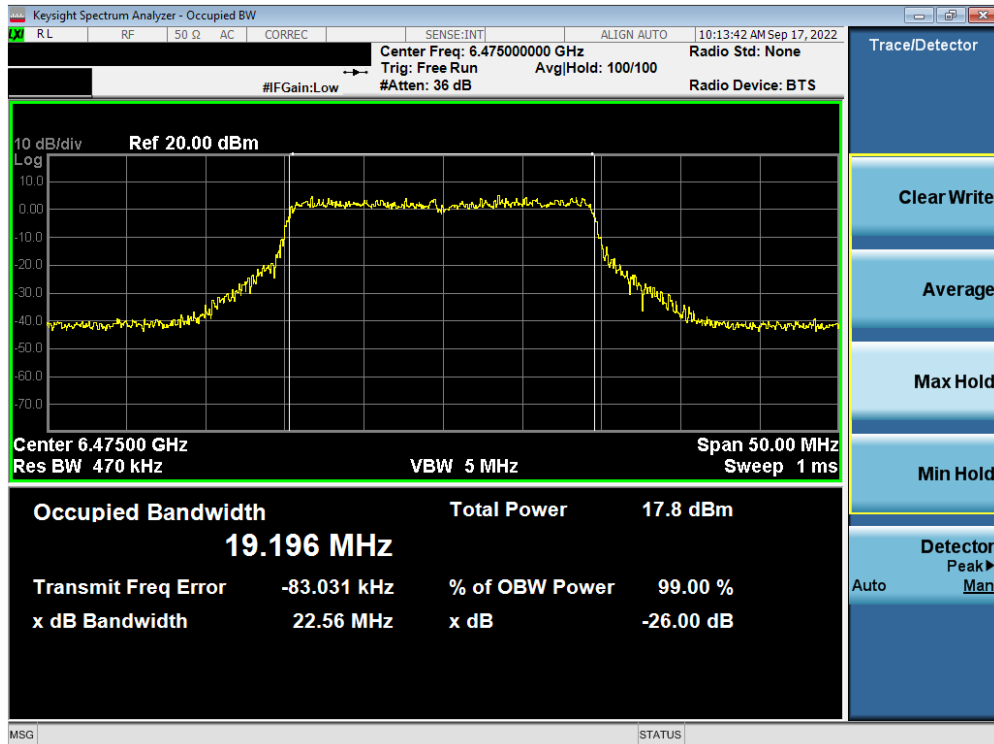


Plot 7-190. Occupied Bandwidth Plot MIMO ANT2 (160MHz BW 802.11ax (Full Tone) (UNII Band 5) – Ch. 79) – LPI/SP

FCC ID: A3LSMS916U	MEASUREMENT REPORT (CERTIFICATION)		Approved by: Technical Manager
Test Report S/N: 1M2209010097-16.A3L	Test Dates: 9/03/2022 – 11/18/2022	EUT Type: Portable Handset	Page 113 of 413

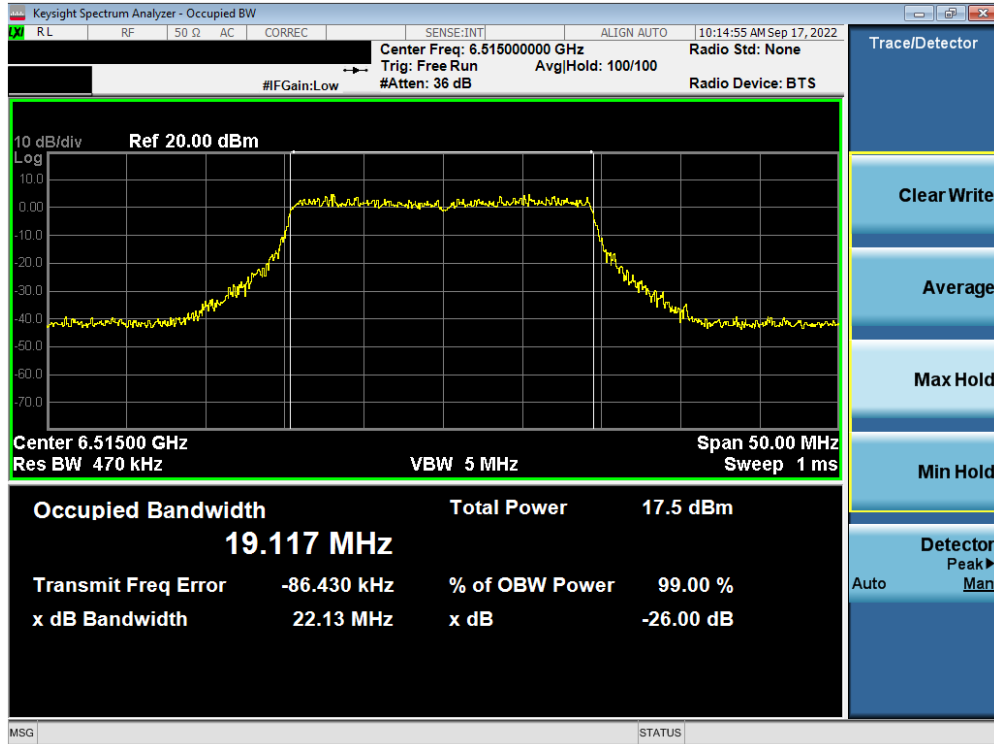


Plot 7-191. Occupied Bandwidth Plot MIMO ANT2 (20MHz BW 802.11ax (Full Tone) (UNII Band 6) – Ch. 97) – LPI

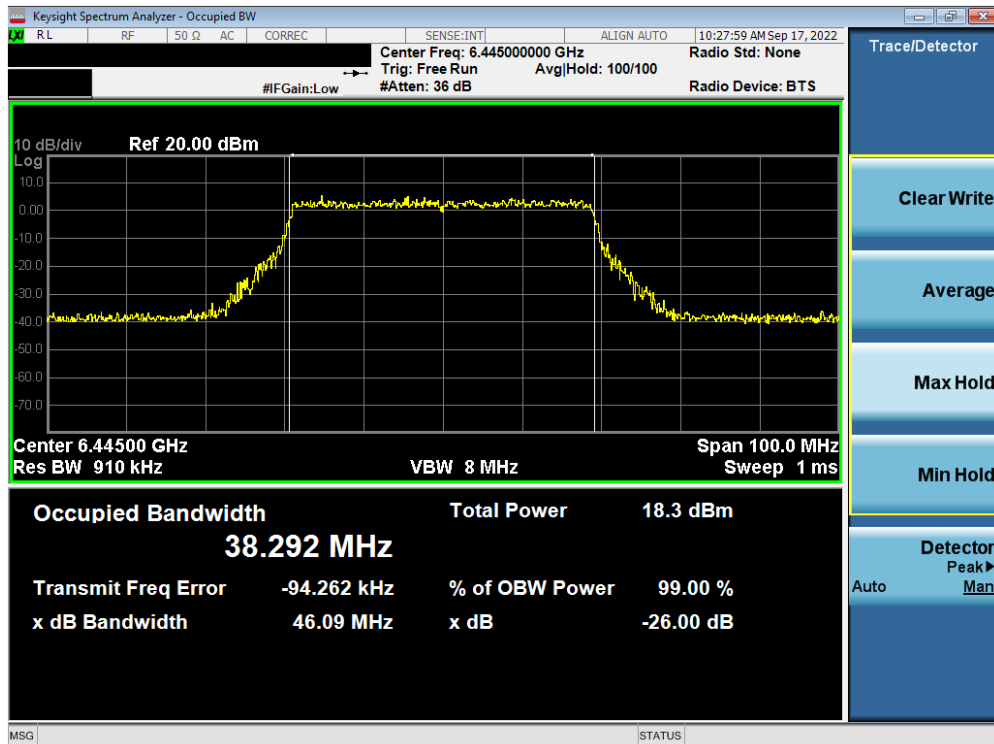


Plot 7-192. Occupied Bandwidth Plot MIMO ANT2 (20MHz BW 802.11ax (Full Tone) (UNII Band 6) – Ch. 105) – LPI

FCC ID: A3LSMS916U	MEASUREMENT REPORT (CERTIFICATION)		Approved by: Technical Manager
Test Report S/N: 1M2209010097-16.A3L	Test Dates: 9/03/2022 – 11/18/2022	EUT Type: Portable Handset	Page 114 of 413

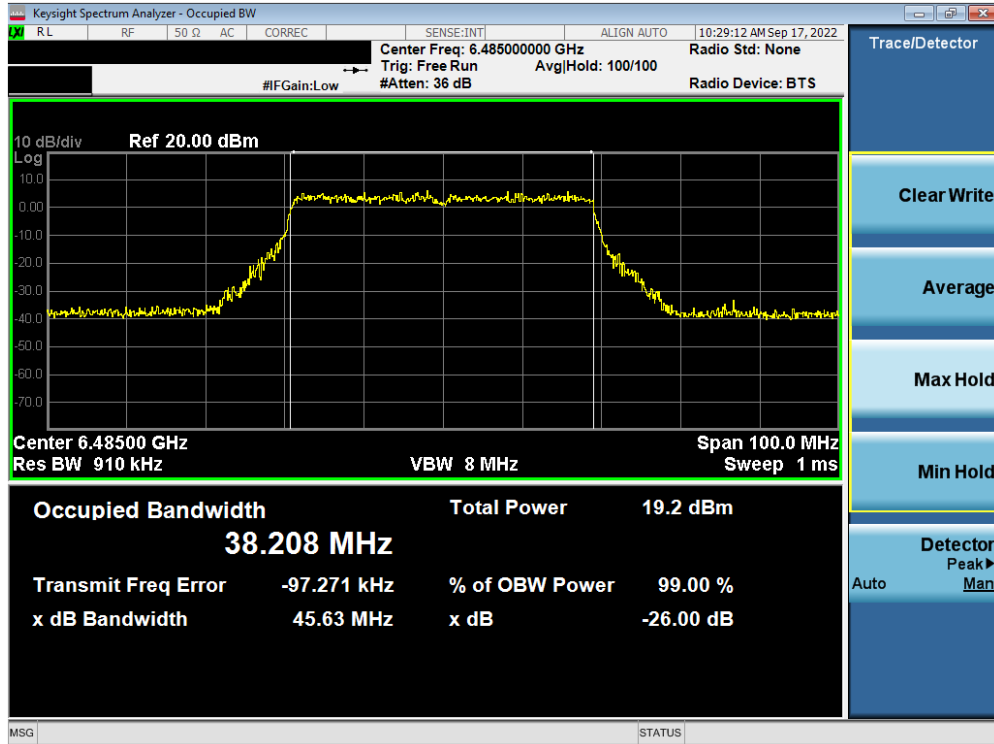


Plot 7-193. Occupied Bandwidth Plot MIMO ANT2 (20MHz BW 802.11ax (Full Tone) (UNII Band 6) – Ch. 113) – LPI

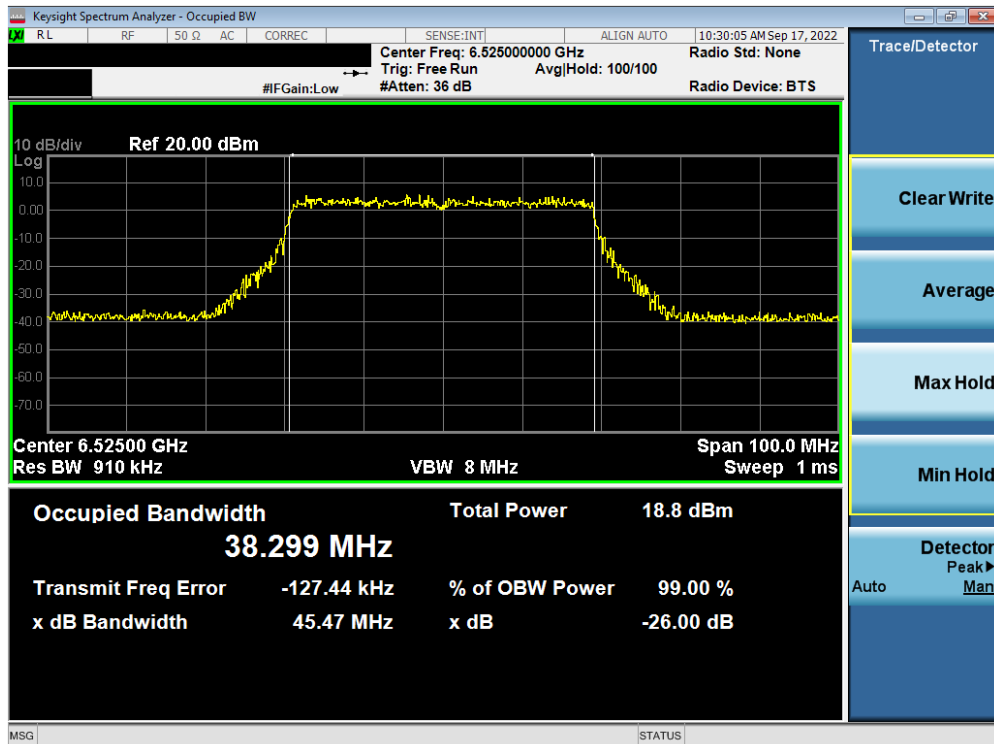


Plot 7-194. Occupied Bandwidth Plot MIMO ANT2 (40MHz BW 802.11ax (Full Tone) (UNII Band 6) – Ch. 99) – LPI

FCC ID: A3LSMS916U	MEASUREMENT REPORT (CERTIFICATION)		Approved by: Technical Manager
Test Report S/N: 1M2209010097-16.A3L	Test Dates: 9/03/2022 – 11/18/2022	EUT Type: Portable Handset	Page 115 of 413



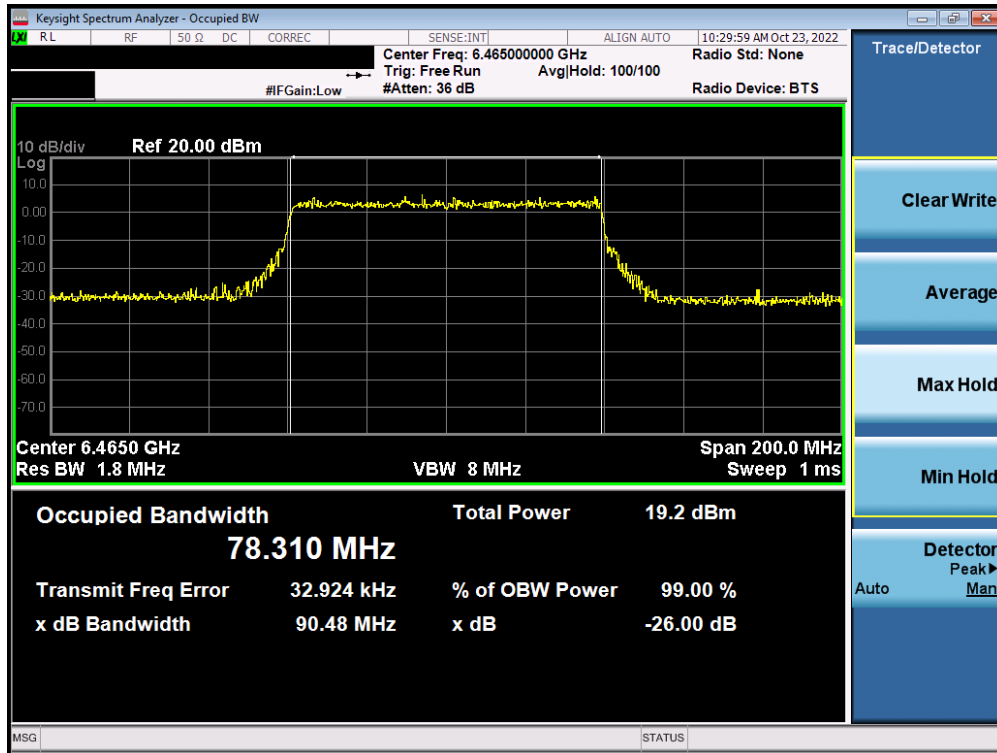
Plot 7-195. Occupied Bandwidth Plot MIMO ANT2 (40MHz BW 802.11ax (Full Tone) (UNII Band 6) – Ch. 107) – LPI



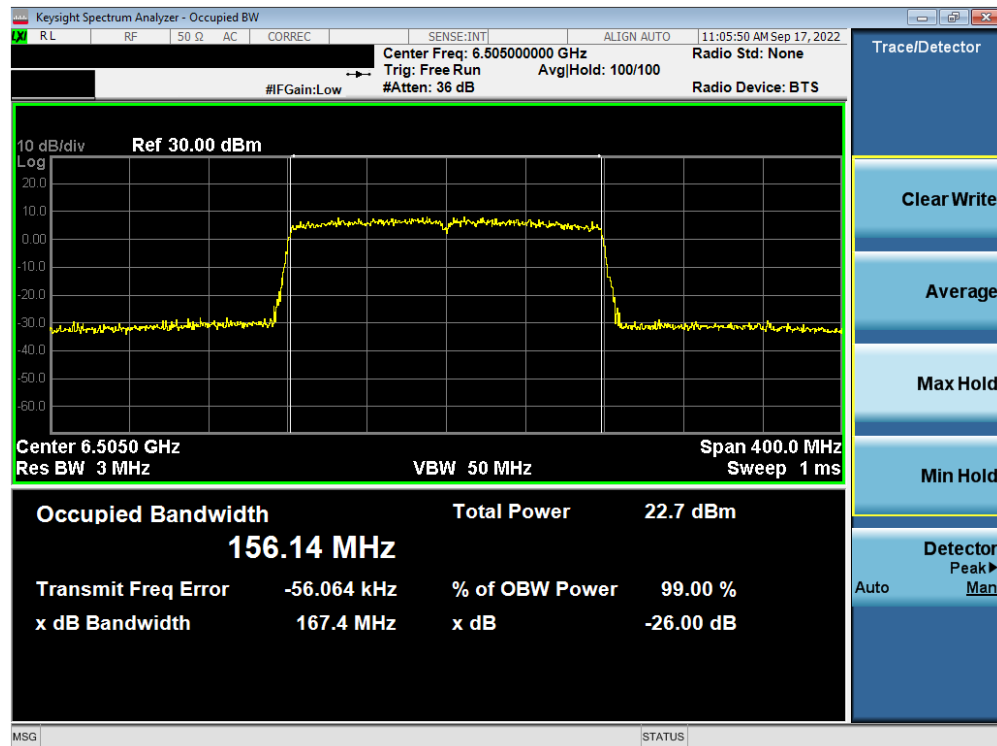
Plot 7-196. Occupied Bandwidth Plot MIMO ANT2 (40MHz BW 802.11ax (Full Tone) (UNII Band 6) – Ch. 115) – LPI

FCC ID: A3LSMS916U	MEASUREMENT REPORT (CERTIFICATION)		Approved by: Technical Manager
Test Report S/N: 1M2209010097-16.A3L	Test Dates: 9/03/2022 – 11/18/2022	EUT Type: Portable Handset	Page 116 of 413



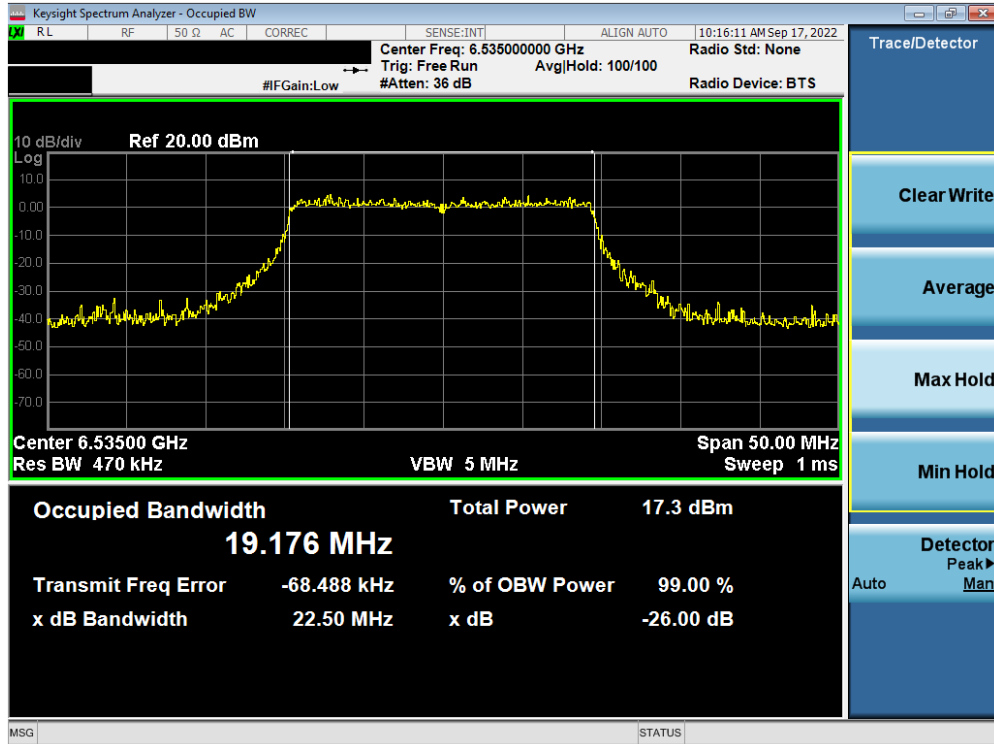


Plot 7-197. Occupied Bandwidth Plot MIMO ANT2 (80MHz BW 802.11ax (Full Tone) (UNII Band 6) – Ch. 103) – LPI

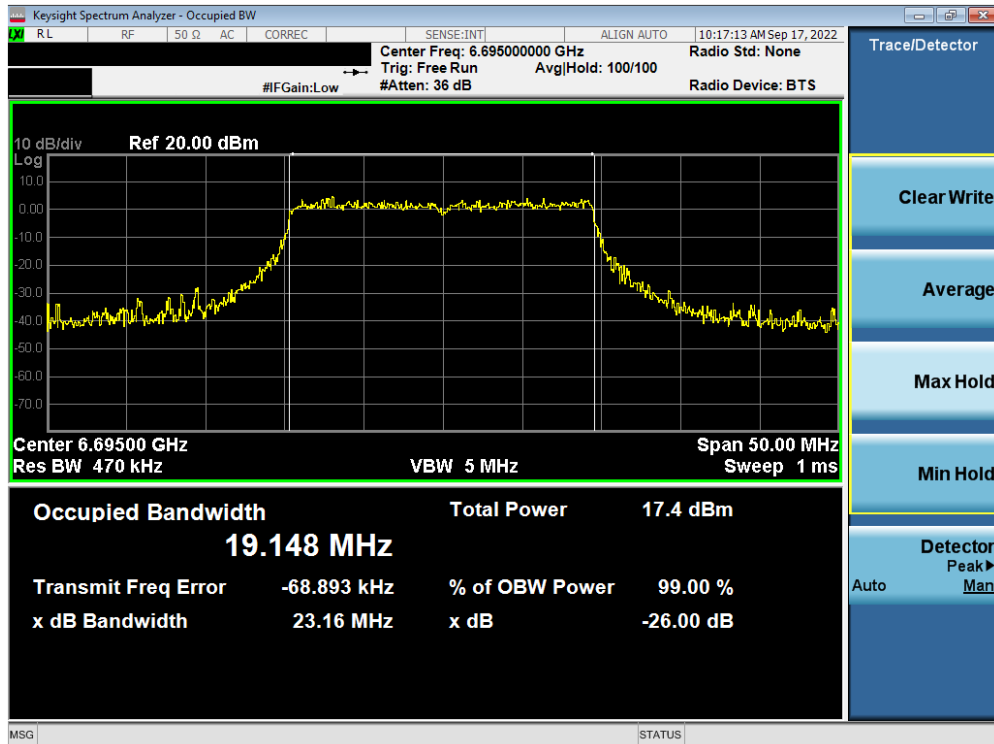


Plot 7-198. Occupied Bandwidth Plot MIMO ANT2 (160MHz BW 802.11ax (Full Tone) (UNII Band 6) – Ch. 111) – LPI

FCC ID: A3LSMS916U	MEASUREMENT REPORT (CERTIFICATION)		Approved by: Technical Manager
Test Report S/N: 1M2209010097-16.A3L	Test Dates: 9/03/2022 – 11/18/2022	EUT Type: Portable Handset	Page 117 of 413

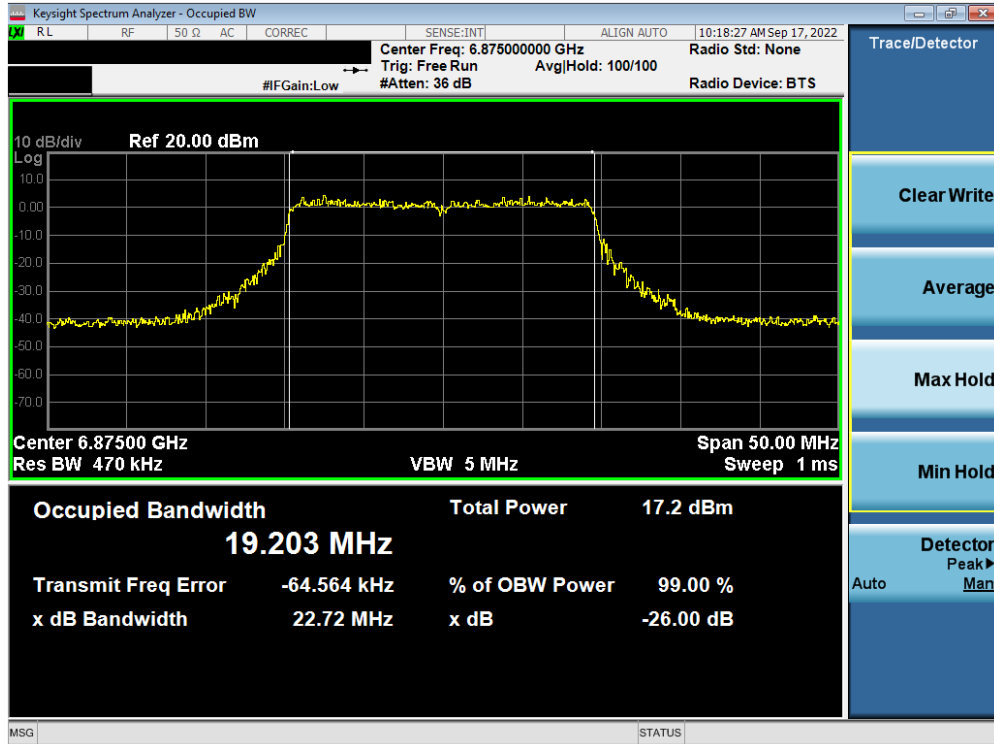


Plot 7-199. Occupied Bandwidth Plot MIMO ANT2 (20MHz BW 802.11ax (Full Tone) (UNII Band 7) – Ch. 117) – LPI/SP

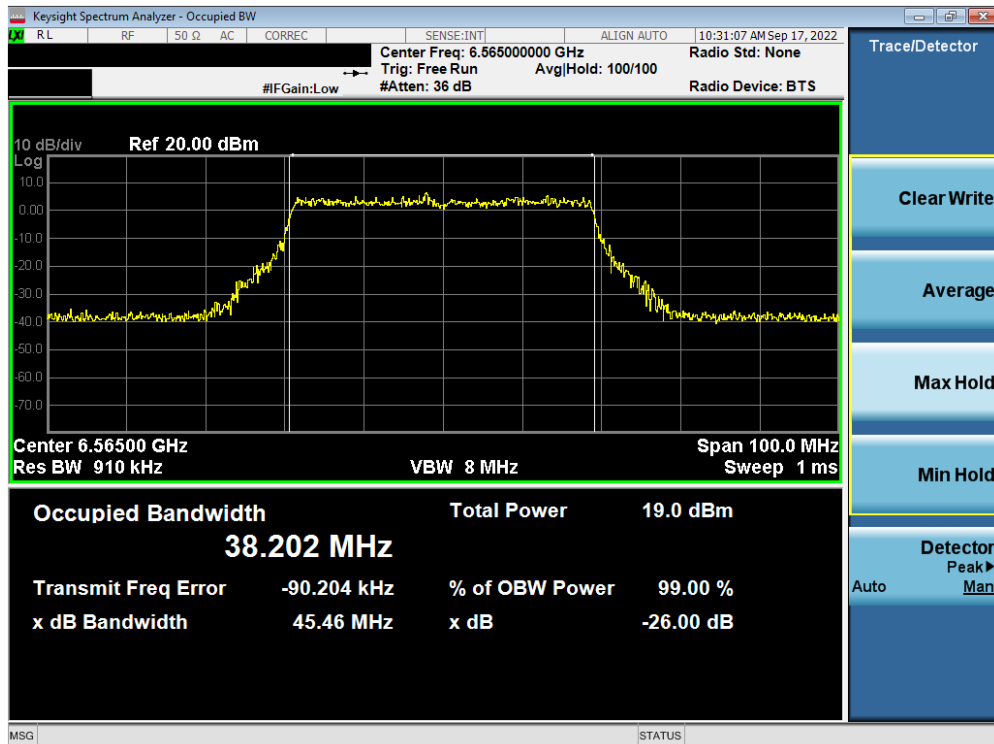


Plot 7-200. Occupied Bandwidth Plot MIMO ANT2 (20MHz BW 802.11ax (Full Tone) (UNII Band 7) – Ch. 149) – LPI/SP

FCC ID: A3LSMS916U	MEASUREMENT REPORT (CERTIFICATION)		Approved by: Technical Manager
Test Report S/N: 1M2209010097-16.A3L	Test Dates: 9/03/2022 – 11/18/2022	EUT Type: Portable Handset	Page 118 of 413

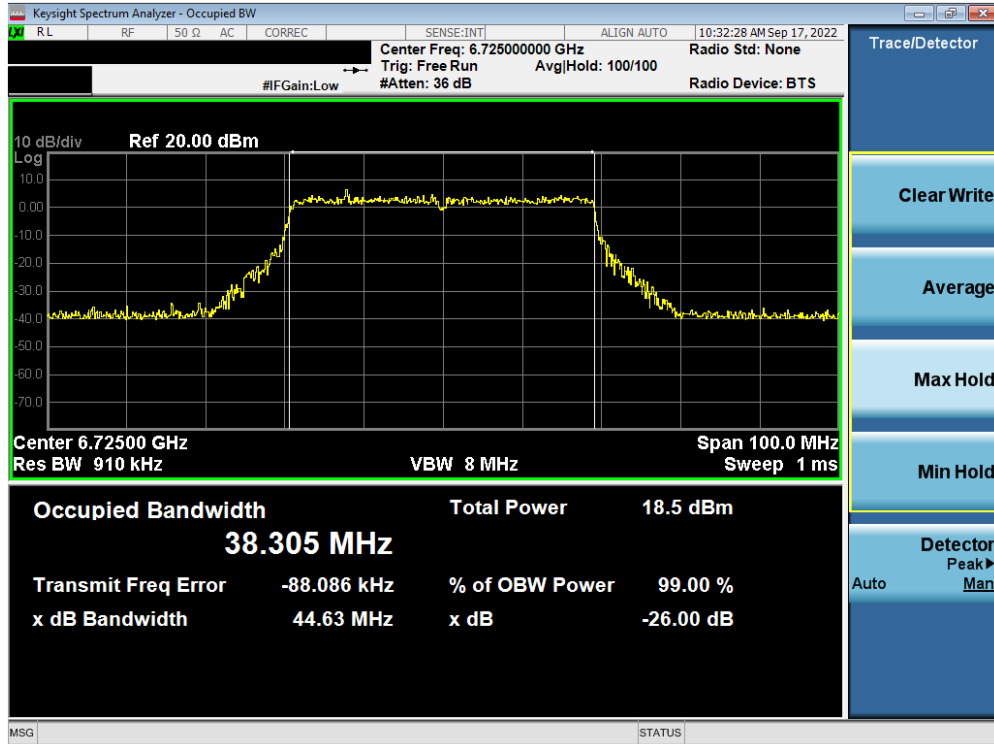


Plot 7-201. Occupied Bandwidth Plot MIMO ANT2 (20MHz BW 802.11ax (Full Tone) (UNII Band 7) – Ch. 185) – LPI/SP

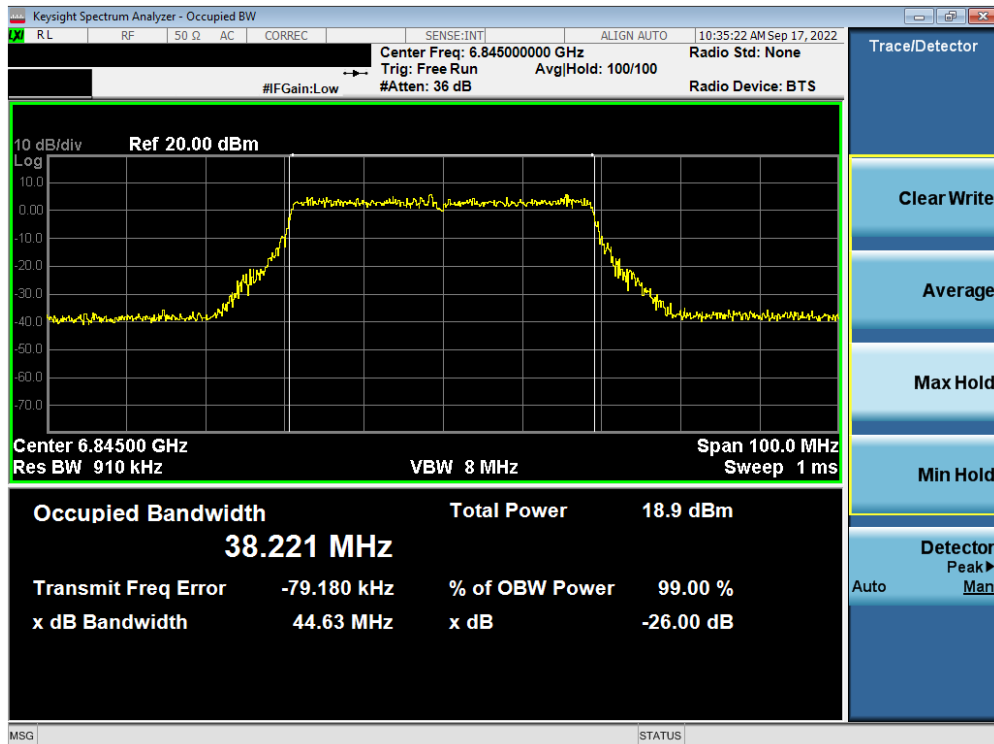


Plot 7-202. Occupied Bandwidth Plot MIMO ANT2 (40MHz BW 802.11ax (Full Tone) (UNII Band 7) – Ch. 123) – LPI/SP

FCC ID: A3LSMS916U	MEASUREMENT REPORT (CERTIFICATION)		Approved by: Technical Manager
Test Report S/N: 1M2209010097-16.A3L	Test Dates: 9/03/2022 – 11/18/2022	EUT Type: Portable Handset	Page 119 of 413

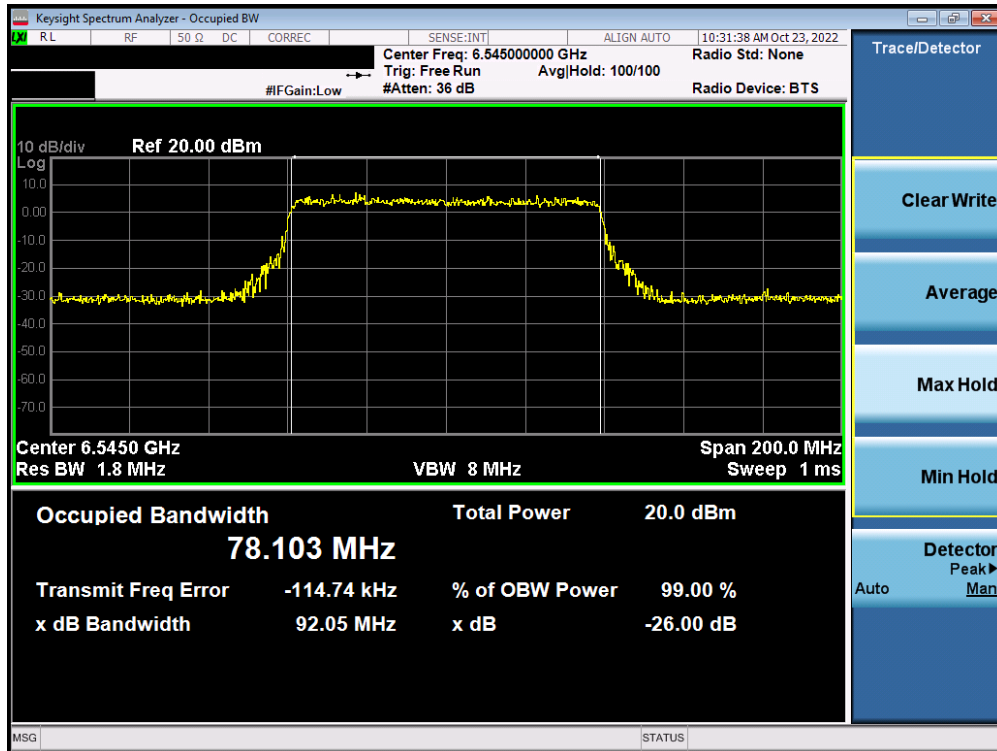


Plot 7-203. Occupied Bandwidth Plot MIMO ANT2 (40MHz BW 802.11ax (Full Tone) (UNII Band 7) – Ch. 155) – LPI/SP

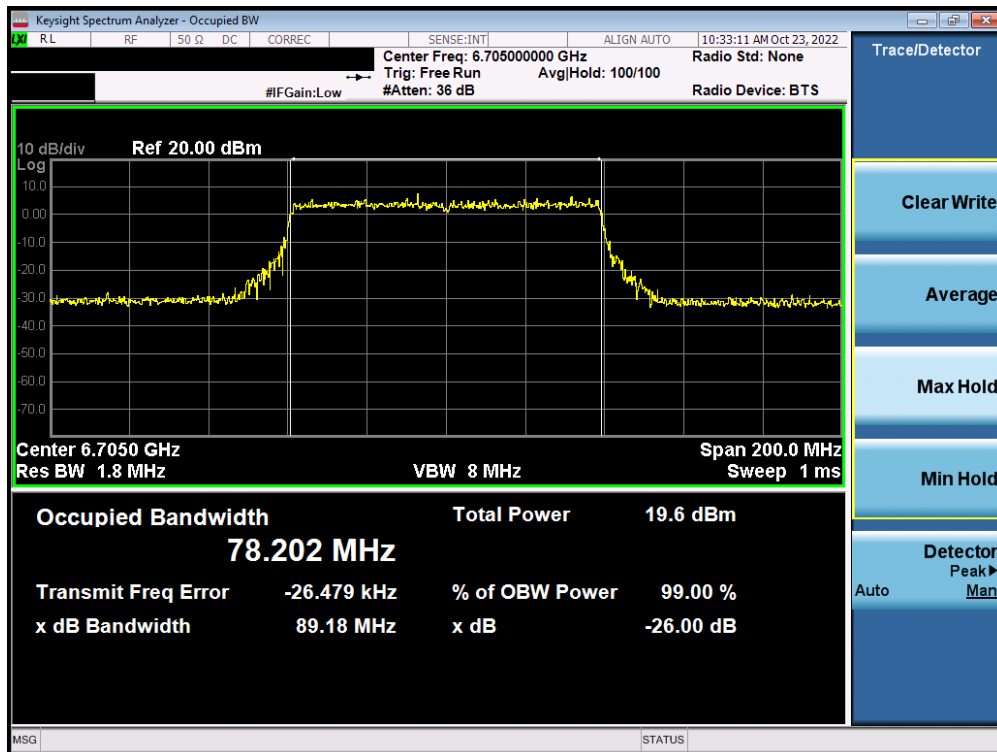


Plot 7-204. Occupied Bandwidth Plot MIMO ANT2 (40MHz BW 802.11ax (Full Tone) (UNII Band 7) – Ch. 179) – LPI/SP

FCC ID: A3LSMS916U	MEASUREMENT REPORT (CERTIFICATION)		Approved by: Technical Manager
Test Report S/N: 1M2209010097-16.A3L	Test Dates: 9/03/2022 – 11/18/2022	EUT Type: Portable Handset	Page 120 of 413

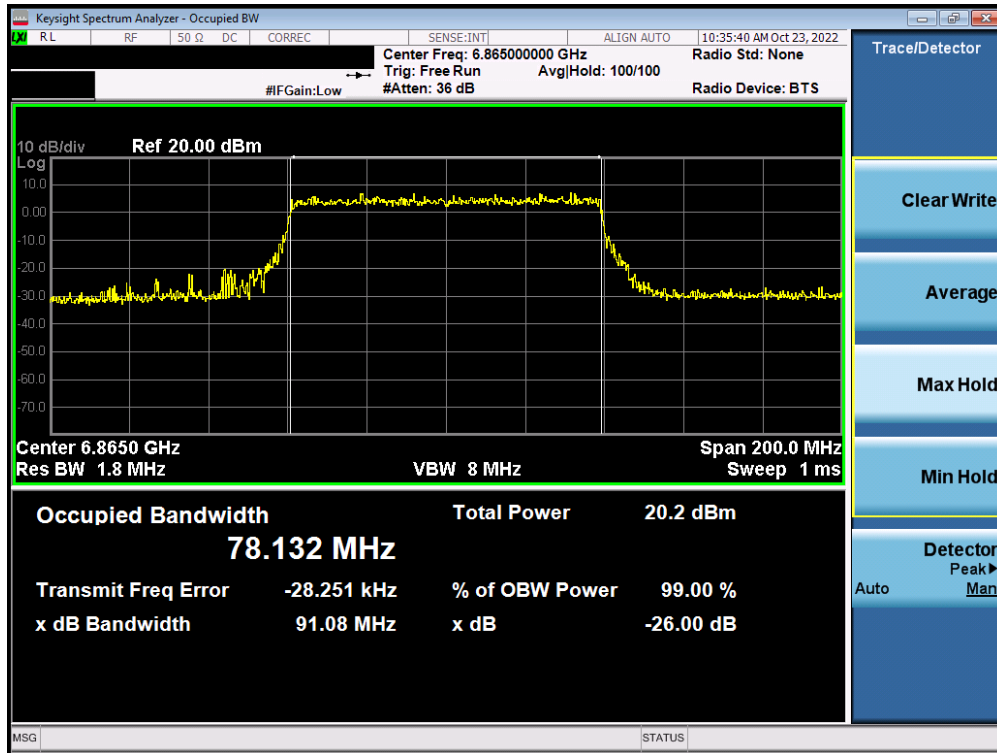


Plot 7-205. Occupied Bandwidth Plot MIMO ANT2 (80MHz BW 802.11ax (Full Tone) (UNII Band 7) – Ch. 119) – LPI/SP

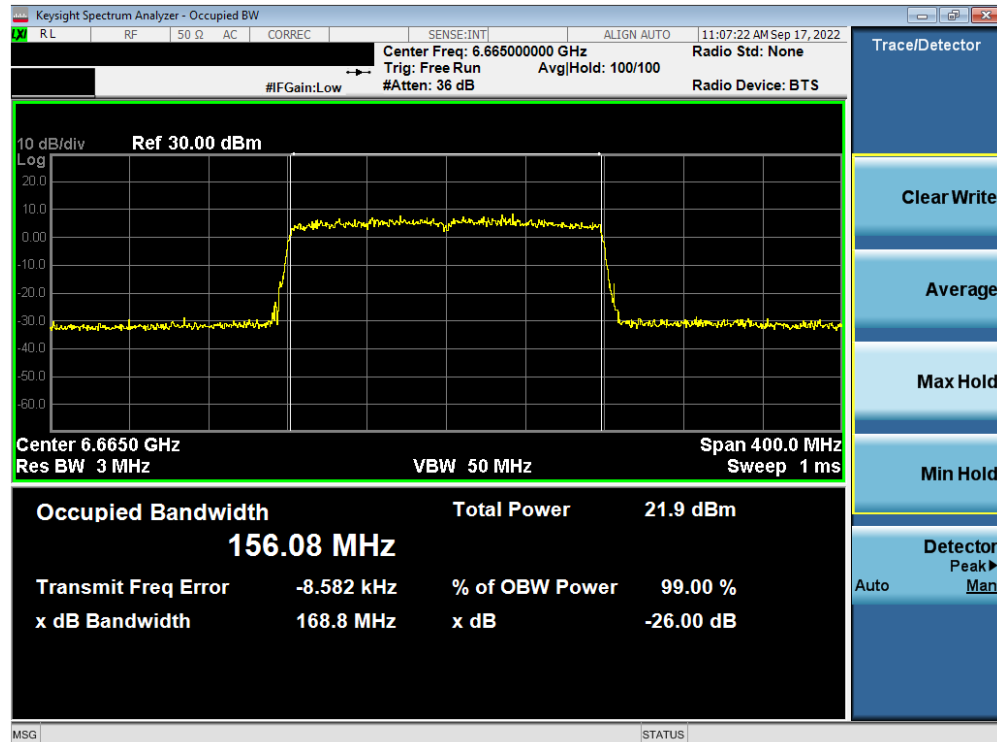


Plot 7-206. Occupied Bandwidth Plot MIMO ANT2 (80MHz BW 802.11ax (Full Tone) (UNII Band 7) – Ch. 151) – LPI/SP

FCC ID: A3LSMS916U	<b>MEASUREMENT REPORT (CERTIFICATION)</b>		Approved by: Technical Manager
Test Report S/N: 1M2209010097-16.A3L	Test Dates: 9/03/2022 – 11/18/2022	EUT Type: Portable Handset	Page 121 of 413

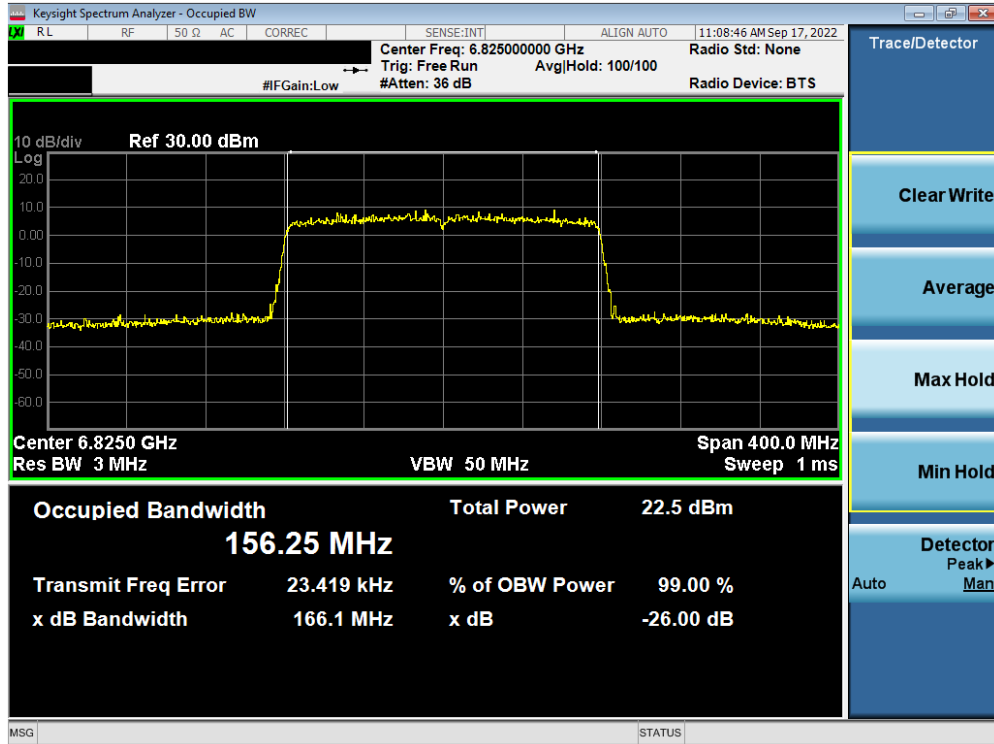


Plot 7-207. Occupied Bandwidth Plot MIMO ANT2 (80MHz BW 802.11ax (Full Tone) (UNII Band 7) – Ch. 183) – LPI/SP

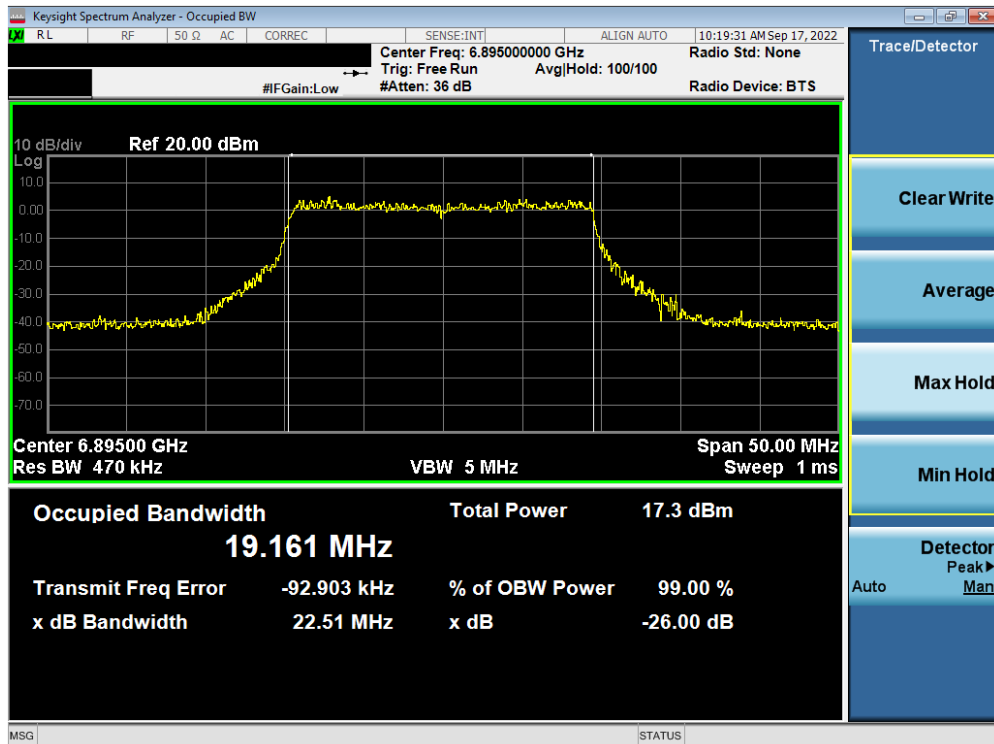


Plot 7-208. Occupied Bandwidth Plot MIMO ANT2 (160MHz BW 802.11ax (Full Tone) (UNII Band 7) – Ch. 143) – LPI/SP

FCC ID: A3LSMS916U	MEASUREMENT REPORT (CERTIFICATION)		Approved by: Technical Manager
Test Report S/N: 1M2209010097-16.A3L	Test Dates: 9/03/2022 – 11/18/2022	EUT Type: Portable Handset	Page 122 of 413



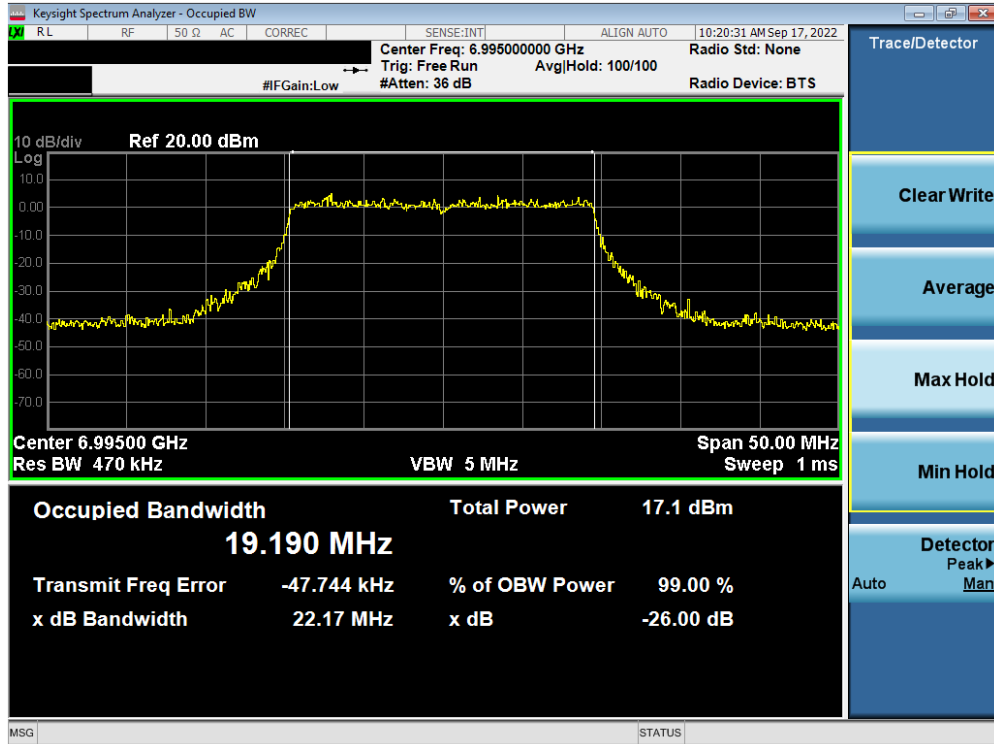
Plot 7-209. Occupied Bandwidth Plot MIMO ANT2 (160MHz BW 802.11ax (Full Tone) (UNII Band 7) – Ch. 175) – LPI/SP



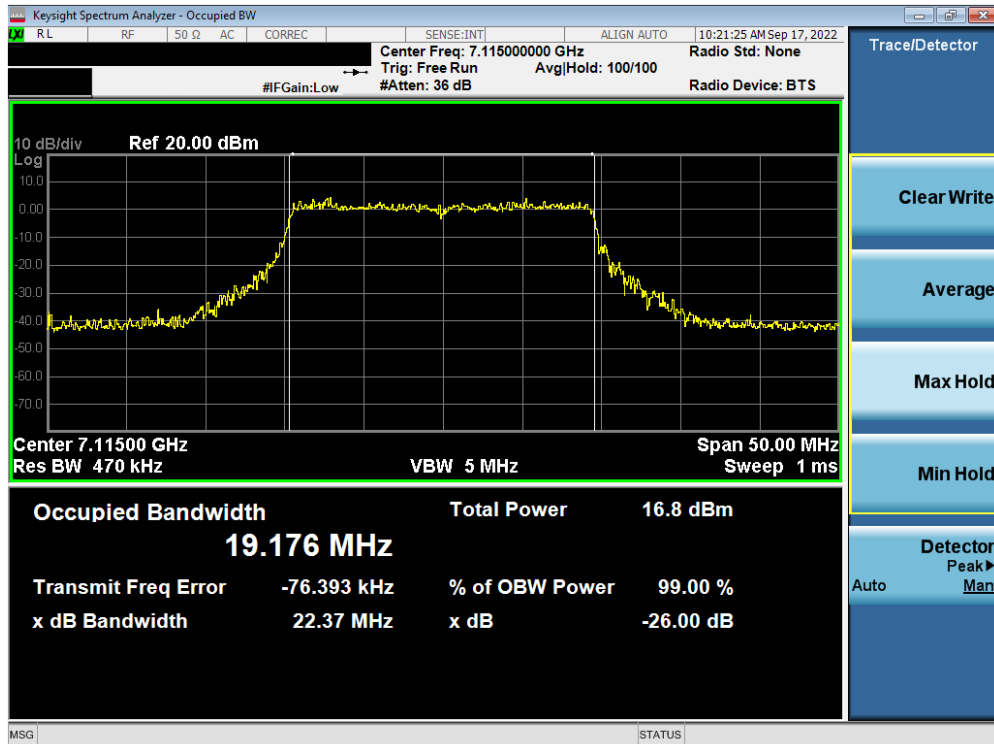
Plot 7-210. Occupied Bandwidth Plot MIMO ANT2 (20MHz BW 802.11ax (Full Tone) (UNII Band 8) – Ch. 189) – LPI

FCC ID: A3LSMS916U	MEASUREMENT REPORT (CERTIFICATION)		Approved by: Technical Manager
Test Report S/N: 1M2209010097-16.A3L	Test Dates: 9/03/2022 – 11/18/2022	EUT Type: Portable Handset	Page 123 of 413



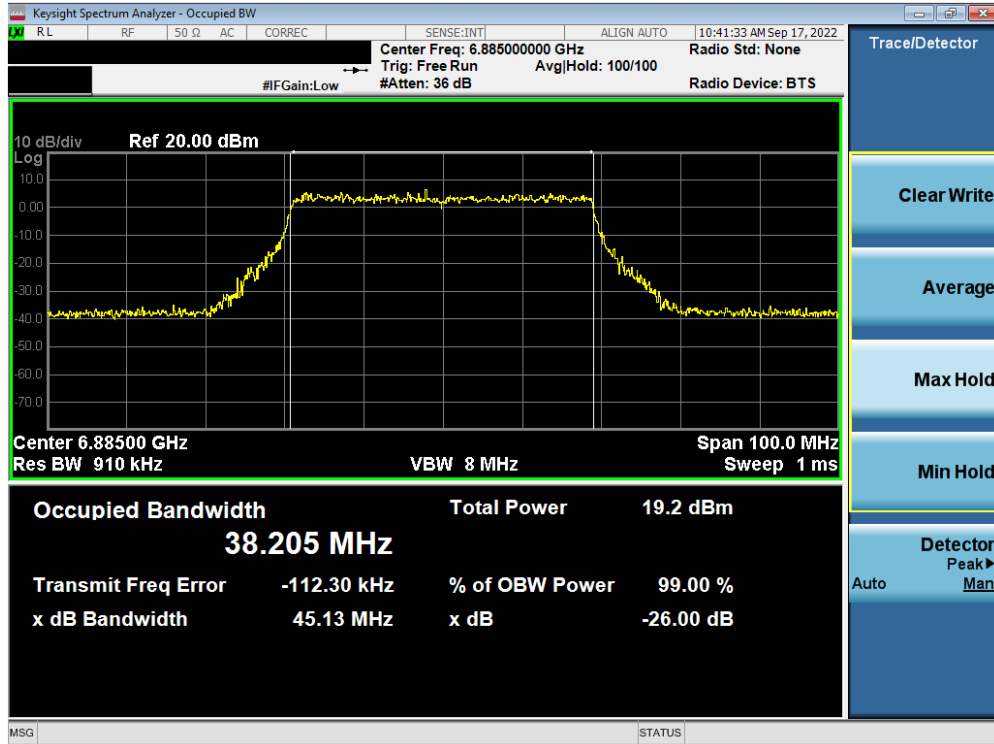


Plot 7-211. Occupied Bandwidth Plot MIMO ANT2 (20MHz BW 802.11ax (Full Tone) (UNII Band 8) – Ch. 209) – LPI

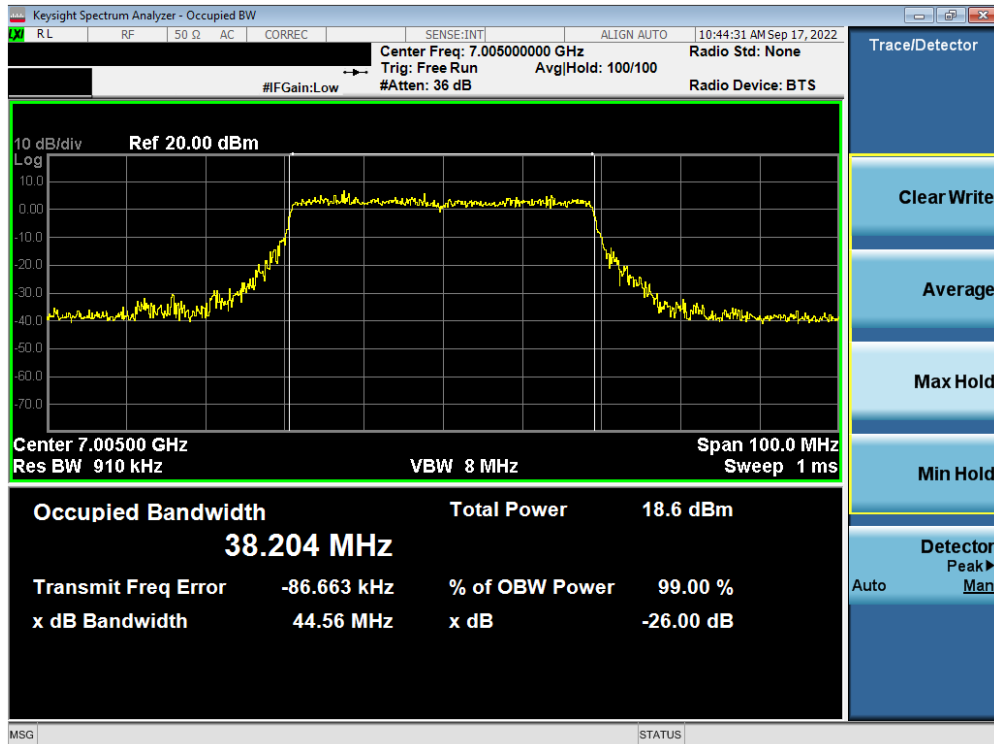


Plot 7-212. Occupied Bandwidth Plot MIMO ANT2 (20MHz BW 802.11ax (Full Tone) (UNII Band 8) – Ch. 233) – LPI

FCC ID: A3LSMS916U	<b>MEASUREMENT REPORT (CERTIFICATION)</b>		Approved by: Technical Manager
Test Report S/N: 1M2209010097-16.A3L	Test Dates: 9/03/2022 – 11/18/2022	EUT Type: Portable Handset	Page 124 of 413

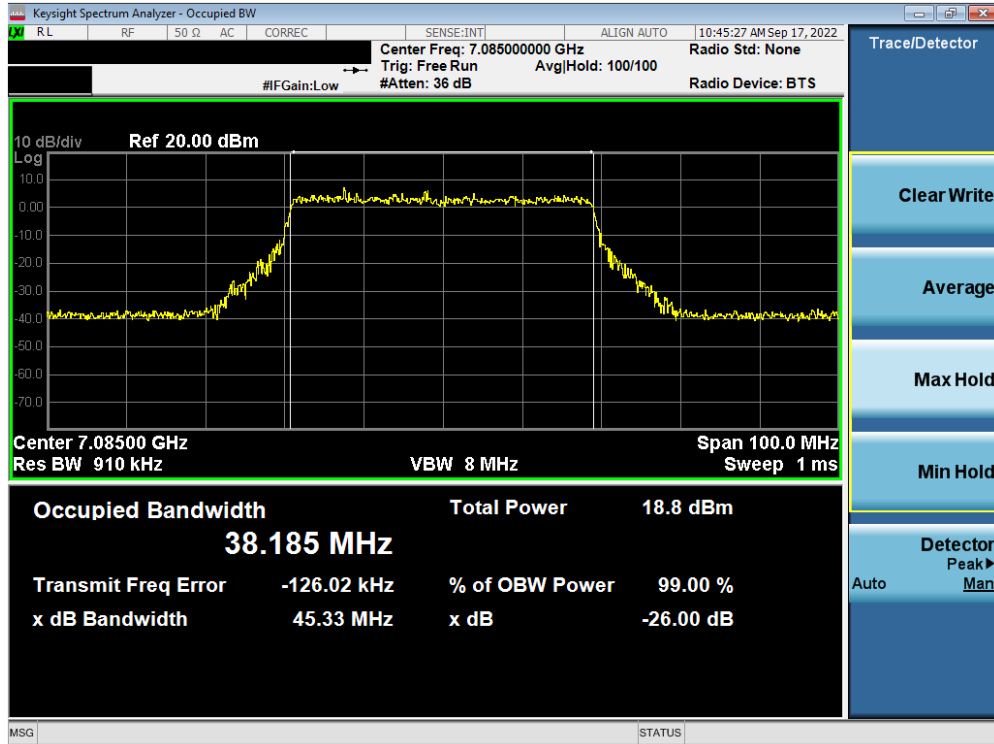


Plot 7-213. Occupied Bandwidth Plot MIMO ANT2 (40MHz BW 802.11ax (Full Tone) (UNII Band 8) – Ch. 187) – LPI

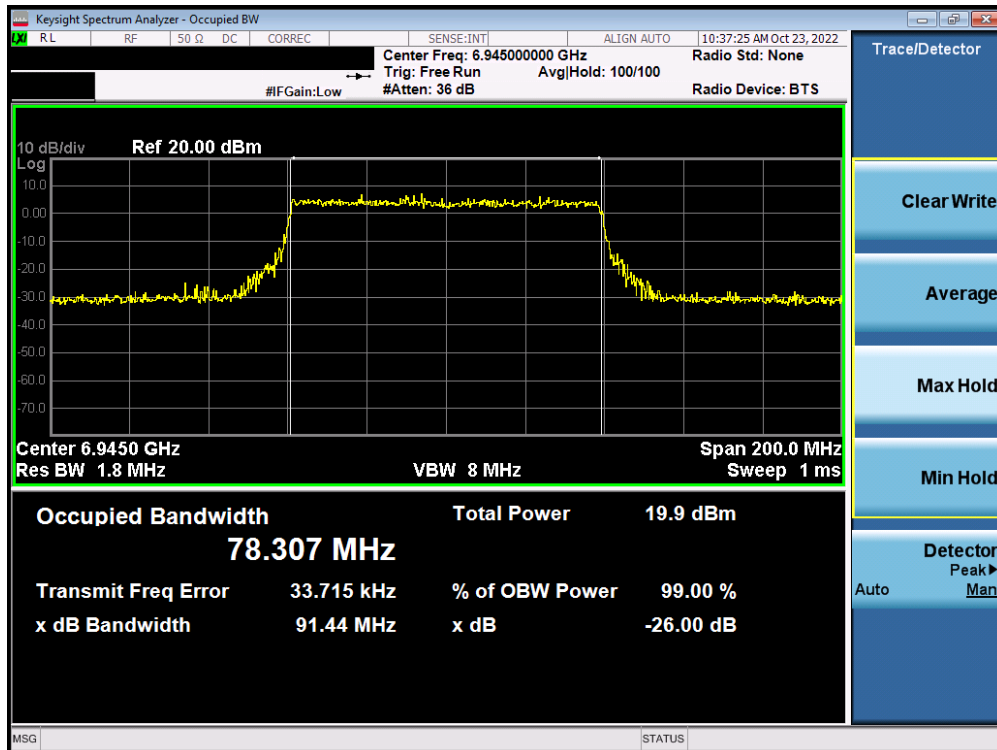


Plot 7-214. Occupied Bandwidth Plot MIMO ANT2 (40MHz BW 802.11ax (Full Tone) (UNII Band 8) – Ch. 211) – LPI

FCC ID: A3LSMS916U	MEASUREMENT REPORT (CERTIFICATION)		Approved by: Technical Manager
Test Report S/N: 1M2209010097-16.A3L	Test Dates: 9/03/2022 – 11/18/2022	EUT Type: Portable Handset	Page 125 of 413

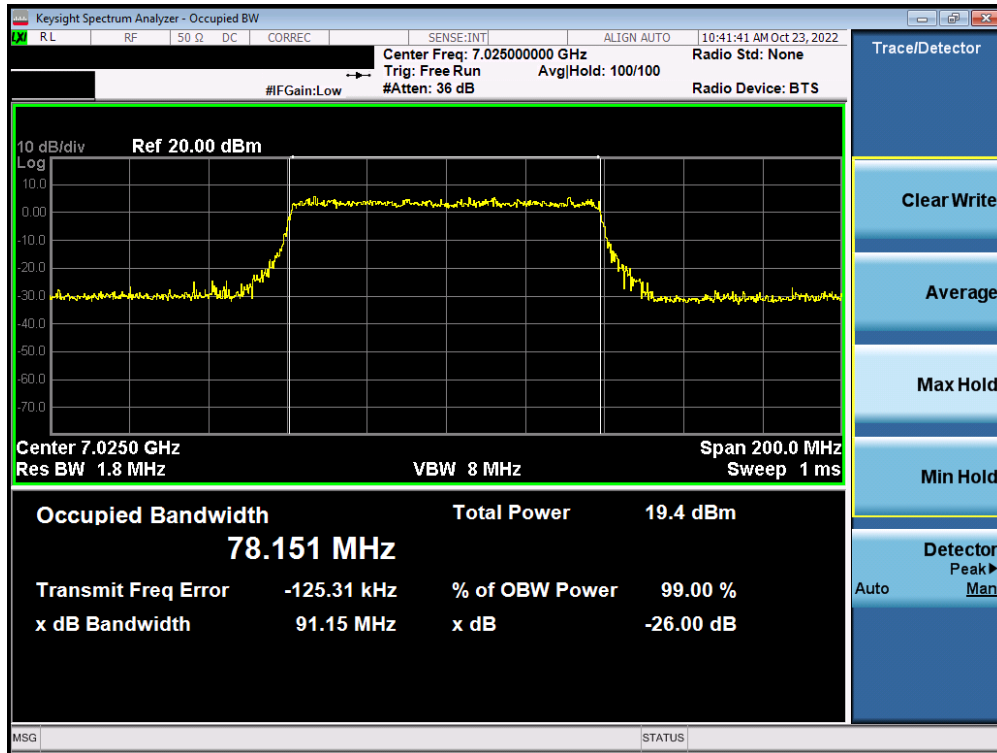


Plot 7-215. Occupied Bandwidth Plot MIMO ANT2 (40MHz BW 802.11ax (Full Tone) (UNII Band 8) – Ch. 227) – LPI

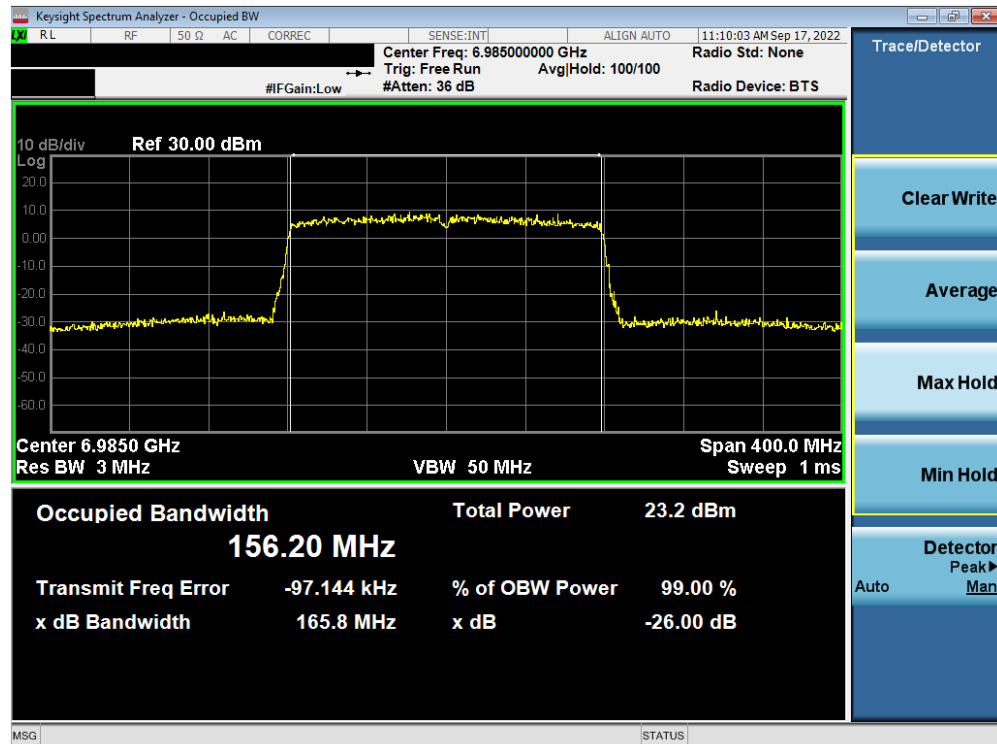


Plot 7-216. Occupied Bandwidth Plot MIMO ANT2 (80MHz BW 802.11ax (Full Tone) (UNII Band 8) – Ch. 199) – LPI

FCC ID: A3LSMS916U	MEASUREMENT REPORT (CERTIFICATION)		Approved by: Technical Manager
Test Report S/N: 1M2209010097-16.A3L	Test Dates: 9/03/2022 – 11/18/2022	EUT Type: Portable Handset	Page 126 of 413



Plot 7-217. Occupied Bandwidth Plot MIMO ANT2 (80MHz BW 802.11ax (Full Tone) (UNII Band 8) – Ch. 215) – LPI



Plot 7-218. Occupied Bandwidth Plot MIMO ANT2 (160MHz BW 802.11ax (Full Tone) (UNII Band 8) – Ch. 207) – LPI

FCC ID: A3LSMS916U	MEASUREMENT REPORT (CERTIFICATION)		Approved by: Technical Manager
Test Report S/N: 1M2209010097-16.A3L	Test Dates: 9/03/2022 – 11/18/2022	EUT Type: Portable Handset	Page 127 of 413

### 7.3 UNII Output Power Measurement – 802.11ax

§ 2.1046, §15.407(a)(11), §15.407(a)(7), §15.407(a)(8)

#### Test Overview and Limits

A transmitter antenna terminal of the EUT is connected to the input of an RF pulse power sensor. Measurement is made using a broadband average power meter while the EUT is operating at its maximum duty cycle, at its maximum power control level, as defined in ANSI C63.10-2013 and KDB 789033 D02 v02r01, and at the appropriate frequencies.

***For client devices operating under the control of an indoor access point in the 5.925-7.125 GHz bands, the maximum e.i.r.p. over the frequency band of operation must not exceed 24 dBm. For client devices operating under the control of a standard power access point, the maximum e.i.r.p. over the frequency band of operation must not exceed 30 dBm and the device must limit its power to no more than 6 dB below its associated standard power access point's authorized transmit power.***

#### Test Procedure Used

ANSI C63.10-2013 – Section 12.3.3.2 Method PM-G  
 KDB 789033 D02 v02r01 – Section E)3)b) Method PM-G  
 ANSI C63.10-2013 – Section 14.2 Measure-and-Sum Technique  
 KDB 662911 v02r01 – Section E)1) Measure-and-Sum Technique

#### Test Settings

Average power measurements were performed only when the EUT was transmitting at its maximum power control level using a broadband power meter with a pulse sensor. The power meter implemented triggering and gating capabilities which were set up such that power measurements were recorded only during the ON time of the transmitter. The trace was averaged over 100 traces to obtain the final measured average power.

#### Test Setup

The EUT and measurement equipment were set up as shown in the diagram below.



**Figure 7-2. Test Instrument & Measurement Setup**

#### Test Notes

None.

FCC ID: A3LSMS916U	<b>MEASUREMENT REPORT (CERTIFICATION)</b>		<b>Approved by:</b> Technical Manager
<b>Test Report S/N:</b> 1M2209010097-16.A3L	<b>Test Dates:</b> 9/03/2022 – 11/18/2022	<b>EUT Type:</b> Portable Handset	Page 128 of 413

## MIMO Maximum Conducted Output Power Measurements (26 Tones)

20MHz BW	Band	Freq [MHz]	Channel	Tones	Average Conducted Power (dBm)									Directional Ant. Gain [dBi]	Max e.i.r.p. [dBm]	Max e.i.r.p. Limit [dBm]	e.i.r.p. margin
					RU Index: 0			RU Index: 4			RU Index: 8						
					ANT1	ANT2	MIMO	ANT1	ANT2	MIMO	ANT1	ANT2	MIMO				
5	5935	2	26T	-1.35	0.99	2.99	-1.82	0.53	2.52	-1.45	1.01	2.96	-0.57	2.42	24.0	-21.58	
	6175	45	26T	-1.38	0.51	2.68	-1.46	0.62	2.71	-1.54	0.60	2.67	-0.57	2.14	24.0	-21.86	
	6415	93	26T	-1.51	0.75	2.78	-1.43	0.74	2.80	-1.48	0.66	2.73	-0.57	2.23	24.0	-21.77	
6	6435	97	26T	0.52	2.47	4.61	0.81	2.50	4.75	0.52	2.55	4.66	-3.39	1.36	24.0	-22.64	
	6475	105	26T	0.57	2.53	4.67	0.63	2.48	4.66	0.42	2.51	4.60	-3.39	1.28	24.0	-22.72	
	6515	113	26T	0.36	2.44	4.53	0.33	2.45	4.53	0.70	2.91	4.95	-3.39	1.56	24.0	-22.44	
7	6535	117	26T	0.74	2.93	4.98	0.67	2.98	4.99	0.58	3.03	4.99	-3.92	1.07	24.0	-22.93	
	6695	149	26T	0.84	2.19	4.58	1.01	2.30	4.71	0.80	2.22	4.58	-3.92	0.79	24.0	-23.21	
	6875	185	26T	1.09	2.20	4.69	1.17	2.22	4.74	1.01	2.25	4.68	-3.92	0.82	24.0	-23.18	
8	6895	189	26T	0.29	2.76	4.71	0.46	2.75	4.76	0.38	2.75	4.74	-4.08	0.68	24.0	-23.32	
	6995	209	26T	0.69	2.89	4.94	0.87	2.86	4.99	0.83	2.82	4.95	-4.08	0.91	24.0	-23.09	
	7115	233	26T	0.94	2.11	4.57	1.08	2.06	4.61	1.45	2.40	4.96	-4.08	0.88	24.0	-23.12	

Table 7-2. MIMO 20MHz BW 802.11ax (UNII) Maximum Conducted Output Power - LPI

40MHz BW	Band	Freq [MHz]	Channel	Tones	Average Conducted Power (dBm)									Directional Ant. Gain [dBi]	Max e.i.r.p. [dBm]	Max e.i.r.p. Limit [dBm]	e.i.r.p. margin
					RU Index: 0			RU Index: 8			RU Index: 17						
					ANT1	ANT2	MIMO	ANT1	ANT2	MIMO	ANT1	ANT2	MIMO				
5	5965	3	26T	-1.49	0.34	2.53	-1.62	0.21	2.40	-1.78	0.33	2.41	-0.57	1.96	24.00	-22.04	
	6165	43	26T	-1.39	0.32	2.56	-1.26	0.68	2.83	-1.58	0.51	2.60	-0.57	2.26	24.00	-21.74	
	6405	91	26T	-1.62	0.72	2.72	-1.30	0.92	2.96	-1.62	0.55	2.61	-0.57	2.39	24.00	-21.61	
6	6445	99	26T	0.96	2.54	4.83	1.10	2.67	4.97	1.09	2.71	4.99	-3.39	1.60	24.00	-22.40	
	6485	107	26T	0.66	2.46	4.66	0.71	2.62	4.78	0.82	2.88	4.98	-3.39	1.59	24.00	-22.41	
	6525	115	26T	0.78	2.88	4.97	0.43	2.75	4.75	0.52	2.97	4.93	-3.39	1.58	24.00	-22.42	
7	6565	123	26T	-0.25	3.03	4.70	-0.14	3.23	4.87	-0.55	3.06	4.63	-3.92	0.95	24.00	-23.05	
	6725	155	26T	0.70	2.23	4.54	0.88	2.51	4.78	0.60	2.38	4.59	-3.92	0.86	24.00	-23.14	
	6845	179	26T	1.31	2.52	4.97	1.20	2.31	4.80	1.15	2.62	4.96	-3.92	1.05	24.00	-22.95	
8	6885	187	26T	0.58	2.94	4.93	0.35	2.90	4.82	0.39	2.94	4.86	-4.08	0.85	24.00	-23.15	
	7005	211	26T	0.61	2.37	4.59	1.06	2.53	4.87	1.14	2.65	4.97	-4.08	0.89	24.00	-23.11	
	7085	227	26T	0.91	2.37	4.71	1.09	2.38	4.79	1.28	2.55	4.97	-4.08	0.89	24.00	-23.11	

Table 7-3. MIMO 40MHz BW 802.11ax (UNII) Maximum Conducted Output Power - LPI

80MHz BW	Band	Freq [MHz]	Channel	Tones	Average Conducted Power (dBm)									Directional Ant. Gain [dBi]	Max e.i.r.p. [dBm]	Max e.i.r.p. Limit [dBm]	e.i.r.p. margin
					RU Index: 0			RU Index: 18			RU Index: 36						
					ANT1	ANT2	MIMO	ANT1	ANT2	MIMO	ANT1	ANT2	MIMO				
5	5985	7	26T	-1.40	0.41	2.61	-1.19	0.72	2.88	-1.39	1.01	2.98	-0.57	2.41	24.00	-21.59	
	6145	39	26T	-1.51	0.52	2.63	-1.48	0.96	2.92	-2.04	0.92	2.70	-0.57	2.35	24.00	-21.65	
	6385	87	26T	-1.54	0.22	2.44	-1.31	0.64	2.78	-1.08	0.73	2.93	-0.57	2.36	24.00	-21.64	
6	6465	103	26T	1.32	2.50	4.96	1.15	2.63	4.96	0.63	2.48	4.66	-3.39	1.57	24.00	-22.43	
	6545	119	26T	0.56	2.63	4.73	0.50	2.78	4.80	0.52	3.05	4.98	-3.92	1.06	24.00	-22.94	
	6705	151	26T	0.95	2.60	4.86	1.03	2.74	4.98	0.60	2.74	4.81	-3.92	1.06	24.00	-22.94	
7	6865	183	26T	1.07	2.25	4.71	1.42	2.46	4.98	1.20	2.26	4.77	-3.92	1.06	24.00	-22.94	
	6945	199	26T	0.63	2.64	4.76	0.84	2.86	4.98	0.48	2.48	4.60	-4.08	0.90	24.00	-23.10	
	7025	215	26T	0.87	2.67	4.87	1.11	2.56	4.91	1.36	2.50	4.98	-4.08	0.90	24.00	-23.10	

Table 7-4. MIMO 80MHz BW 802.11ax (UNII) Maximum Conducted Output Power - LPI

160MHz BW	Band	Freq [MHz]	Channel	Tones	Average Conducted Power (dBm)									Directional Ant. Gain [dBi]	Max e.i.r.p. [dBm]	Max e.i.r.p. Limit [dBm]	e.i.r.p. margin
					RU Index: 0			RU Index: 18			RU Index: 36						
					ANT1	ANT2	MIMO	ANT1	ANT2	MIMO	ANT1	ANT2	MIMO				
5	6025	15	26T	-1.97	1.19	2.90	-1.87	0.85	2.71	-1.37	0.89	2.92	-0.57	2.35	24.00	-21.65	
	6185	47	26T	-0.86	0.33	2.79	-1.16	0.53	2.78	-1.54	0.61	2.68	-0.57	2.22	24.00	-21.78	
	6345	79	26T	-1.75	0.97	2.83	-1.87	1.02	2.82	-2.19	0.94	2.66	-0.57	2.26	24.00	-21.74	
6	6505	111	26T	1.40	2.41	4.95	1.07	2.24	4.71	1.21	2.58	4.96	-3.39	1.57	24.00	-22.43	
	6665	143	26T	0.74	2.53	4.74	0.44	2.53	4.62	0.64	2.87	4.91	-3.92	0.99	24.00	-23.01	
	6825	175	26T	1.42	2.33	4.91	1.46	2.44	4.99	1.41	2.35	4.91	-3.92	1.07	24.00	-22.93	
8	6985	207	26T	0.46	2.72	4.75	0.36	2.59	4.63	0.70	2.70	4.83	-4.08	0.75	24.00	-23.25	

Table 7-5. MIMO 160MHz (L) BW 802.11ax (UNII) Maximum Conducted Output Power - LPI

160MHz BW	Band	Freq [MHz]	Channel	Tones	Average Conducted Power (dBm)									Directional Ant. Gain [dBi]	Max e.i.r.p. [dBm]	Max e.i.r.p. Limit [dBm]	e.i.r.p. margin
					RU Index: 0			RU Index: 18			RU Index: 36						
					ANT1	ANT2	MIMO	ANT1	ANT2	MIMO	ANT1	ANT2	MIMO				
5	6025	15	26T	-1.39	0.88	2.90	-1.23	0.77	2.89	-1.09	0.56	2.82	-0.57	2.33	24.00	-21.67	
	6185	47	26T	-0.95	0.23	2.69	-0.89	0.12	2.65	-0.58	0.33	2.91	-0.57	2.34	24.00	-21.66	
	6345	79	26T	-2.12	0.87	2.64	-1.99	0.96	2.74	-1.96	0.90	2.71	-0.57	2.17	24.00	-21.83	
6	6505	111	26T	1.16	2.50	4.89	0.97	2.79	4.98	0.82	2.83	4.95	-3.39	1.59	24.00	-22.41	
	6665	143	26T	0.62	3.01	4.99	0.10	2.76	4.64	0.02	2.98	4.76	-3.92	1.07	24.00	-22.93	
	6825	175	26T	1.43	2.41	4.96	0.92	2.07	4.54	1.03	2.07	4.59	-3.92	1.04	24.00	-22.96	
8	6985	207	26T	0.66	2.50	4.68	0.84	2.37	4.68	0.84	2.28	4.63	-4.08	0.60	24.00	-23.40	

Table 7-6. MIMO 160MHz (U) BW 802.11ax (UNII) Maximum Conducted Output Power - LPI

FCC ID: A3LSMS916U	MEASUREMENT REPORT (CERTIFICATION)		Approved by: Technical Manager
Test Report S/N: 1M2209010097-16.A3L	Test Dates: 9/03/2022 - 11/18/2022	EUT Type: Portable Handset	Page 129 of 413

20MHz BW	Band	Freq [MHz]	Channel	Tones	Average Conducted Power (dBm)									Directional Ant. Gain [dBi]	Max e.i.r.p. [dBm]	Max e.i.r.p. Limit [dBm]	e.i.r.p. margin			
					RU Index: 0			RU Index: 4			RU Index: 8									
					ANT1	ANT2	MIMO	ANT1	ANT2	MIMO	ANT1	ANT2	MIMO							
5	5935	2	26T	9.45	8.86	12.18	9.52	8.72	12.15	9.53	8.69	12.14	-0.57	11.61	30.0	-18.39				
				9.75	9.57	12.67	9.46	9.50	12.49	9.98	9.97	12.99	-0.57	12.42	30.0	-17.58				
				9.94	9.23	12.61	9.66	9.11	12.40	9.77	9.19	12.50	-0.57	12.04	30.0	-17.96				
	7	6535	117	26T	9.91	9.76	12.85	9.78	9.71	12.76	9.73	9.70	12.73	-3.92	8.93	30.0	-21.07			
					9.69	149	26T	9.48	9.58	12.54	9.41	9.69	12.56	9.40	9.67	12.55	-3.92	8.64	30.0	-21.36
					6875	185	26T	9.31	9.62	12.48	9.36	9.65	12.52	9.37	9.64	12.52	-3.92	8.60	30.0	-21.40

Table 7-7. MIMO 20MHz BW 802.11ax (UNII) Maximum Conducted Output Power - SP

40MHz BW	Band	Freq [MHz]	Channel	Tones	Average Conducted Power (dBm)									Directional Ant. Gain [dBi]	Max e.i.r.p. [dBm]	Max e.i.r.p. Limit [dBm]	e.i.r.p. margin			
					RU Index: 0			RU Index: 8			RU Index: 17									
					ANT1	ANT2	MIMO	ANT1	ANT2	MIMO	ANT1	ANT2	MIMO							
5	5965	3	26T	9.76	9.64	12.71	9.62	9.32	12.48	9.86	9.44	12.67	-0.57	12.14	30.0	-17.86				
				9.59	9.37	12.49	9.74	9.65	12.71	9.89	9.73	12.82	-0.57	12.25	30.0	-17.75				
				6405	91	26T	9.88	8.97	12.46	9.57	8.60	12.12	9.62	8.98	12.32	-0.57	11.89	30.0	-18.11	
	7	6565	123	26T	9.72	9.60	12.67	9.93	9.79	12.87	9.48	9.74	12.62	-3.92	8.95	30.0	-21.05			
					6725	155	26T	9.50	9.50	12.51	9.86	9.92	12.90	9.34	9.72	12.54	-3.92	8.98	30.0	-21.02
					6845	179	26T	8.94	9.57	12.28	9.17	9.98	12.60	9.12	9.67	12.41	-3.92	8.68	30.0	-21.32

Table 7-8. MIMO 40MHz BW 802.11ax (UNII) Maximum Conducted Output Power - SP

80MHz BW	Band	Freq [MHz]	Channel	Tones	Average Conducted Power (dBm)									Directional Ant. Gain [dBi]	Max e.i.r.p. [dBm]	Max e.i.r.p. Limit [dBm]	e.i.r.p. margin			
					RU Index: 0			RU Index: 18			RU Index: 36									
					ANT1	ANT2	MIMO	ANT1	ANT2	MIMO	ANT1	ANT2	MIMO							
5	5985	7	26T	9.58	9.30	12.45	9.69	9.37	12.54	9.96	9.35	12.68	-0.57	12.11	30.0	-17.89				
				6145	39	26T	9.99	9.81	12.91	9.59	9.22	12.41	9.65	9.17	12.43	-0.57	12.34	30.0	-17.66	
				6385	87	26T	9.99	9.73	12.87	9.88	9.78	12.84	9.79	9.90	12.86	-0.57	12.30	30.0	-17.70	
	7	6545	119	26T	9.75	8.83	12.32	9.60	9.17	12.40	9.51	9.46	12.50	-3.92	8.58	30.0	-21.42			
					6705	151	26T	9.70	9.24	12.49	9.72	9.68	12.71	9.36	9.55	12.47	-3.92	8.79	30.0	-21.21
					6865	183	26T	9.23	9.62	12.44	9.35	9.98	12.69	9.34	9.69	12.53	-3.92	8.77	30.0	-21.23

Table 7-9. MIMO 80MHz BW 802.11ax (UNII) Maximum Conducted Output Power - SP

160MHz BW 1st	Band	Freq [MHz]	Channel	Tones	Average Conducted Power (dBm)									Directional Ant. Gain [dBi]	Max e.i.r.p. [dBm]	Max e.i.r.p. Limit [dBm]	e.i.r.p. margin			
					RU Index: 0			RU Index: 18			RU Index: 36									
					ANT1	ANT2	MIMO	ANT1	ANT2	MIMO	ANT1	ANT2	MIMO							
5	6025	15	26T	8.85	9.64	12.27	9.65	9.72	12.70	9.74	9.33	12.55	-0.57	12.13	30.0	-17.87				
				6185	47	26T	9.87	9.91	12.90	9.69	9.55	12.63	9.79	9.62	12.72	-0.57	12.13	30.0	-11.87	
				6345	79	26T	9.99	9.85	12.93	9.58	9.49	12.55	9.69	9.62	12.67	-0.57	12.36	30.0	-17.64	
	7	6665	143	26T	9.98	8.71	12.40	9.62	8.68	12.19	9.71	9.19	12.47	-3.92	8.55	30.0	-21.45			
					6825	175	26T	9.92	9.77	12.86	9.88	9.79	12.85	9.78	9.76	12.78	-3.92	8.94	30.0	-21.06

Table 7-10. MIMO 160MHz (L) BW 802.11ax (UNII) Maximum Conducted Output Power - SP

160MHz BW 2nd	Band	Freq [MHz]	Channel	Tones	Average Conducted Power (dBm)									Directional Ant. Gain [dBi]	Max e.i.r.p. [dBm]	Max e.i.r.p. Limit [dBm]	e.i.r.p. margin			
					RU Index: 0			RU Index: 18			RU Index: 36									
					ANT1	ANT2	MIMO	ANT1	ANT2	MIMO	ANT1	ANT2	MIMO							
5	6025	15	26T	9.58	9.38	12.49	9.84	9.30	12.59	9.98	9.13	12.59	-0.57	12.02	30.0	-17.98				
				6185	47	26T	9.51	9.08	12.31	9.72	9.45	12.60	9.56	9.21	12.40	-0.57	12.13	30.0	-11.87	
				6345	79	26T	9.70	9.67	12.70	9.50	9.67	12.60	9.73	9.97	12.86	-0.57	12.29	30.0	-17.71	
	7	6665	143	26T	9.83	9.25	12.56	9.72	9.52	12.63	9.77	9.68	12.74	-3.92	8.82	30.0	-21.18			
					6825	175	26T	9.77	9.81	12.80	9.94	9.98	12.97	9.60	9.60	12.61	-3.92	9.05	30.0	-20.95

Table 7-11. MIMO 160MHz (U) BW 802.11ax (UNII) Maximum Conducted Output Power - SP

FCC ID: A3LSMS916U	MEASUREMENT REPORT (CERTIFICATION)		Approved by: Technical Manager
Test Report S/N: 1M2209010097-16.A3L	Test Dates: 9/03/2022 - 11/18/2022	EUT Type: Portable Handset	Page 130 of 413



## MIMO Maximum Conducted Output Power Measurements (52 Tones)

20MHz BW	Band	Freq [MHz]	Channel	Tones	Average Conducted Power (dBm)									Directional Ant. Gain [dBi]	Max e.i.r.p. [dBm]	Max e.i.r.p. Limit [dBm]	e.i.r.p. margin
					RU Index: 37			RU Index: 38			RU Index: 40						
					ANT1	ANT2	MIMO	ANT1	ANT2	MIMO	ANT1	ANT2	MIMO				
5	5935	2	52T	1.08	2.86	5.07	0.90	2.74	4.93	1.09	2.72	4.99	-0.57	4.50	24.0	-19.50	
	6175	45	52T	1.58	2.63	5.15	1.38	2.55	5.01	1.58	2.57	5.11	-0.57	4.58	24.0	-19.42	
	6415	93	52T	0.85	2.91	5.01	1.08	3.39	5.40	1.22	3.43	5.47	-0.57	4.90	24.0	-19.10	
6	6435	97	52T	0.89	3.53	5.42	0.68	3.44	5.29	0.75	3.59	5.41	-3.39	2.03	24.0	-21.97	
	6475	105	52T	1.41	3.33	5.49	1.00	3.09	5.18	1.48	3.30	5.49	-3.39	2.10	24.0	-21.90	
	6515	113	52T	1.21	3.25	5.36	0.85	3.08	5.12	0.99	3.27	5.29	-3.39	1.97	24.0	-22.03	
7	6535	117	52T	1.03	3.08	5.19	0.73	3.00	5.02	0.90	3.11	5.15	-3.92	1.27	24.0	-22.73	
	6695	149	0.82	1.38	3.01	5.28	1.12	2.91	5.12	1.32	2.99	5.25	-3.92	1.36	24.0	-22.64	
	6875	185	52T	1.56	2.98	5.34	1.75	2.83	5.33	1.56	3.01	5.36	-3.92	1.44	24.0	-22.56	
8	6895	189	52T	0.80	3.47	5.35	0.57	3.34	5.18	0.81	3.48	5.36	-4.08	1.28	24.0	-22.72	
	6995	209	52T	0.80	3.09	5.10	0.59	2.96	4.95	0.86	3.01	5.08	-4.08	1.02	24.0	-22.98	
	7115	233	52T	1.85	2.90	5.42	1.68	2.62	5.19	1.82	2.80	5.35	-4.08	1.34	24.0	-22.66	

Table 7-12. MIMO 20MHz BW 802.11ax (UNII) Maximum Conducted Output Power - LPI

40MHz BW	Band	Freq [MHz]	Channel	Tones	Average Conducted Power (dBm)									Directional Ant. Gain [dBi]	Max e.i.r.p. [dBm]	Max e.i.r.p. Limit [dBm]	e.i.r.p. margin
					RU Index: 37			RU Index: 40			RU Index: 44						
					ANT1	ANT2	MIMO	ANT1	ANT2	MIMO	ANT1	ANT2	MIMO				
5	5965	3	52T	0.84	2.49	4.75	1.29	2.93	5.20	0.90	2.62	4.85	-0.57	4.63	24.00	-19.37	
	6165	43	52T	1.10	2.76	5.02	1.35	3.18	5.37	1.46	3.20	5.43	-0.57	4.86	24.00	-19.14	
	6405	91	52T	0.97	3.35	5.33	0.63	3.31	5.18	0.70	3.37	5.25	-0.57	4.76	24.00	-19.24	
6	6445	99	52T	1.37	2.83	5.17	1.48	3.25	5.46	1.12	2.84	5.07	-3.39	2.07	24.00	-21.93	
	6485	107	52T	1.39	3.30	5.46	1.34	3.24	5.40	1.14	3.33	5.38	-3.39	2.07	24.00	-21.93	
	6525	115	52T	1.16	3.45	5.46	0.83	3.35	5.28	0.94	3.42	5.36	-3.39	2.07	24.00	-21.93	
7	6565	123	52T	0.27	3.51	5.20	0.04	3.52	5.13	0.08	3.54	5.16	-3.92	1.28	24.00	-22.72	
	6725	155	52T	1.20	2.62	4.98	1.47	3.07	5.35	1.21	2.64	4.99	-3.92	1.43	24.00	-22.57	
	6845	179	52T	1.56	2.98	5.34	1.43	2.94	5.26	1.64	2.97	5.37	-3.92	1.45	24.00	-22.55	
8	6885	187	52T	0.79	3.52	5.38	0.64	3.44	5.27	0.79	3.53	5.38	-4.08	1.30	24.00	-22.70	
	7005	211	52T	1.38	3.14	5.36	1.55	3.18	5.45	1.38	3.09	5.33	-4.08	1.37	24.00	-22.63	
	7085	227	52T	1.70	3.04	5.43	1.40	2.93	5.24	1.70	3.01	5.41	-4.08	1.35	24.00	-22.65	

Table 7-13. MIMO 40MHz BW 802.11ax (UNII) Maximum Conducted Output Power - LPI

80MHz BW	Band	Freq [MHz]	Channel	Tones	Average Conducted Power (dBm)									Directional Ant. Gain [dBi]	Max e.i.r.p. [dBm]	Max e.i.r.p. Limit [dBm]	e.i.r.p. margin
					RU Index: 37			RU Index: 44			RU Index: 52						
					ANT1	ANT2	MIMO	ANT1	ANT2	MIMO	ANT1	ANT2	MIMO				
5	5985	7	52T	1.25	3.23	5.36	1.07	2.93	5.11	1.30	2.99	5.24	-0.57	4.79	24.00	-19.21	
	6145	39	52T	1.01	3.13	5.21	1.15	3.36	5.40	1.21	3.31	5.40	-0.57	4.83	24.00	-19.17	
	6385	87	52T	0.72	3.33	5.23	0.72	3.15	5.11	0.63	3.65	5.41	-0.57	4.84	24.00	-19.16	
6	6465	103	52T	1.50	2.83	5.23	1.47	3.19	5.42	1.36	3.29	5.44	-3.39	2.05	24.00	-21.95	
	6545	119	52T	1.22	3.42	5.47	0.75	3.19	5.15	0.70	3.38	5.25	-3.92	1.55	24.00	-22.45	
	6705	151	52T	1.01	2.96	5.10	1.08	3.32	5.35	1.20	3.45	5.48	-3.92	1.56	24.00	-22.44	
7	6865	183	52T	1.73	3.00	5.42	1.54	2.86	5.26	1.83	2.98	5.45	-3.92	1.53	24.00	-22.47	
	6945	199	52T	1.27	3.39	5.47	1.09	3.15	5.25	1.29	3.29	5.41	-4.08	1.39	24.00	-22.61	
	7025	215	52T	1.46	3.15	5.40	1.36	2.94	5.23	1.63	2.90	5.32	-4.08	1.32	24.00	-22.68	

Table 7-14. MIMO 80MHz BW 802.11ax (UNII) Maximum Conducted Output Power - LPI

160MHz BW	Band	Freq [MHz]	Channel	Tones	Average Conducted Power (dBm)									Directional Ant. Gain [dBi]	Max e.i.r.p. [dBm]	Max e.i.r.p. Limit [dBm]	e.i.r.p. margin
					RU Index: 37			RU Index: 44			RU Index: 52						
					ANT1	ANT2	MIMO	ANT1	ANT2	MIMO	ANT1	ANT2	MIMO				
5	6025	15	52T	0.14	3.43	5.10	1.41	3.19	5.40	1.54	2.91	5.29	-0.57	4.83	24.00	-19.17	
	6185	47	52T	1.47	3.25	5.46	1.39	3.04	5.30	1.04	2.79	5.01	-0.57	4.89	24.00	-19.11	
	6345	79	52T	0.79	3.34	5.26	0.77	3.65	5.45	0.65	3.72	5.46	-0.57	4.89	24.00	-19.11	
6	6505	111	52T	1.70	3.14	5.49	1.68	2.75	5.26	1.18	2.52	4.91	-3.39	2.10	24.00	-21.90	
	6665	143	52T	0.79	3.36	5.27	0.57	3.22	5.10	0.74	3.52	5.36	-3.92	1.44	24.00	-22.56	
	6825	175	52T	1.51	2.44	5.01	1.50	2.47	5.02	1.38	2.35	4.90	-3.92	1.10	24.00	-22.90	
8	6985	207	52T	0.96	3.02	5.12	0.77	3.02	5.05	0.68	2.75	4.84	-4.08	1.04	24.00	-22.96	

Table 7-15. MIMO 160MHz (L) BW 802.11ax (UNII) Maximum Conducted Output Power - LPI

160MHz BW	Band	Freq [MHz]	Channel	Tones	Average Conducted Power (dBm)									Directional Ant. Gain [dBi]	Max e.i.r.p. [dBm]	Max e.i.r.p. Limit [dBm]	e.i.r.p. margin
					RU Index: 37			RU Index: 44			RU Index: 52						
					ANT1	ANT2	MIMO	ANT1	ANT2	MIMO	ANT1	ANT2	MIMO				
5	6025	15	52T	1.37	2.85	5.18	1.39	2.86	5.20	1.43	2.76	5.16	-0.57	4.63	24.00	-19.37	
	6185	47	52T	1.54	2.82	5.24	1.52	2.70	5.16	1.82	2.95	5.43	-0.57	4.86	24.00	-19.14	
	6345	79	52T	0.67	3.63	5.41	0.51	3.55	5.30	0.30	3.51	5.21	-0.57	4.84	24.00	-19.16	
6	6505	111	52T	1.12	2.62	4.94	0.97	2.72	4.94	0.80	2.83	4.94	-3.39	1.55	24.00	-22.45	
	6665	143	52T	0.75	3.30	5.22	0.70	3.50	5.33	0.74	3.70	5.48	-3.92	1.56	24.00	-22.44	
	6825	175	52T	1.38	2.36	4.91	1.45	2.46	4.99	1.45	2.62	5.08	-3.92	1.16	24.00	-22.84	
8	6985	207	52T	0.68	2.52	4.71	0.83	2.38	4.68	0.90	2.26	4.64	-4.08	0.63	24.00	-23.37	

Table 7-16. MIMO 160MHz (U) BW 802.11ax (UNII) Maximum Conducted Output Power - LPI

FCC ID: A3LSMS916U	MEASUREMENT REPORT (CERTIFICATION)		Approved by: Technical Manager
Test Report S/N: 1M2209010097-16.A3L	Test Dates: 9/03/2022 – 11/18/2022	EUT Type: Portable Handset	Page 131 of 413

20MHz BW	Band	Freq [MHz]	Channel	Tones	Average Conducted Power (dBm)									Directional Ant. Gain [dBi]	Max e.i.r.p. [dBm]	Max e.i.r.p. Limit [dBm]	e.i.r.p. margin
					RU Index: 37			RU Index: 38			RU Index: 40						
					ANT1	ANT2	MIMO	ANT1	ANT2	MIMO	ANT1	ANT2	MIMO				
5	5	5935	2	52T	9.77	9.09	12.45	9.70	8.88	12.32	9.88	8.97	12.46	-0.57	11.89	30.0	-18.11
		6175	45	52T	9.46	9.44	12.46	9.62	9.66	12.65	9.71	9.76	12.75	-0.57	12.18	30.0	-17.82
		6415	93	52T	9.73	9.06	12.42	9.81	9.33	12.59	9.52	8.95	12.25	-0.57	12.02	30.0	-17.98
7	7	6535	117	52T	9.67	9.59	12.64	9.89	9.77	12.84	9.99	9.96	12.99	-3.92	9.07	30.0	-20.93
		6695	149	52T	9.81	9.99	12.91	9.44	9.76	12.61	9.68	9.99	12.85	-3.92	8.99	30.0	-21.01
		6875	185	52T	9.59	9.98	12.80	9.42	9.77	12.61	9.69	9.94	12.83	-3.92	8.91	30.0	-21.09

Table 7-17. MIMO 20MHz BW 802.11ax (UNII) Maximum Conducted Output Power - SP

40MHz BW	Band	Freq [MHz]	Channel	Tones	Average Conducted Power (dBm)									Directional Ant. Gain [dBi]	Max e.i.r.p. [dBm]	Max e.i.r.p. Limit [dBm]	e.i.r.p. margin
					RU Index: 37			RU Index: 40			RU Index: 44						
					ANT1	ANT2	MIMO	ANT1	ANT2	MIMO	ANT1	ANT2	MIMO				
5	5	5965	3	52T	9.81	9.75	12.79	9.53	9.35	12.45	9.89	9.46	12.69	-0.57	12.22	30.0	-17.78
		6165	43	52T	9.57	9.60	12.60	9.64	9.71	12.69	9.80	9.74	12.78	-0.57	12.21	30.0	-17.79
		6405	91	52T	9.86	9.25	12.58	9.53	8.93	12.25	9.55	9.01	12.30	-0.57	12.01	30.0	-17.99
7	7	6565	123	52T	9.79	9.70	12.76	9.41	9.49	12.46	9.52	9.75	12.65	-3.92	8.84	30.0	-21.16
		6725	155	52T	9.51	9.68	12.61	9.80	9.96	12.89	9.38	9.80	12.61	-3.92	8.97	30.0	-21.03
		6845	179	52T	9.03	9.73	12.40	9.09	9.99	12.57	8.96	9.72	12.37	-3.92	8.65	30.0	-21.35

Table 7-18. MIMO 40MHz BW 802.11ax (UNII) Maximum Conducted Output Power - SP

80MHz BW	Band	Freq [MHz]	Channel	Tones	Average Conducted Power (dBm)									Directional Ant. Gain [dBi]	Max e.i.r.p. [dBm]	Max e.i.r.p. Limit [dBm]	e.i.r.p. margin
					RU Index: 37			RU Index: 44			RU Index: 52						
					ANT1	ANT2	MIMO	ANT1	ANT2	MIMO	ANT1	ANT2	MIMO				
5	5	5985	7	52T	9.52	9.40	12.47	9.68	9.41	12.56	9.90	9.39	12.66	-0.57	12.09	30.0	-17.91
		6145	39	52T	9.92	9.85	12.90	9.53	9.31	12.43	9.62	9.24	12.44	-0.57	12.33	30.0	-17.67
		6385	87	52T	9.91	9.83	12.88	9.86	9.84	12.86	9.77	9.89	12.84	-0.57	12.31	30.0	-17.69
7	7	6545	119	52T	9.64	8.90	12.30	9.65	9.22	12.45	9.56	9.51	12.55	-3.92	8.63	30.0	-21.37
		6705	151	52T	9.66	9.36	12.52	9.71	9.74	12.74	9.31	9.56	12.45	-3.92	8.82	30.0	-21.18
		6865	183	52T	9.23	9.72	12.49	9.33	9.96	12.67	9.33	9.71	12.53	-3.92	8.75	30.0	-21.25

Table 7-19. MIMO 80MHz BW 802.11ax (UNII) Maximum Conducted Output Power - SP

160MHz BW 1st	Band	Freq [MHz]	Channel	Tones	Average Conducted Power (dBm)									Directional Ant. Gain [dBi]	Max e.i.r.p. [dBm]	Max e.i.r.p. Limit [dBm]	e.i.r.p. margin
					RU Index: 37			RU Index: 44			RU Index: 52						
					ANT1	ANT2	MIMO	ANT1	ANT2	MIMO	ANT1	ANT2	MIMO				
5	5	6025	15	52T	9.57	9.98	12.79	9.62	9.77	12.71	9.71	9.34	12.54	-0.57	12.22	30.0	-17.78
		6185	47	52T	9.81	9.91	12.87	9.66	9.55	12.62	9.77	9.58	12.69	-0.57	12.13	30.0	-11.87
		6345	79	52T	9.87	9.76	12.83	9.54	9.48	12.52	9.64	9.58	12.62	-0.57	12.26	30.0	-17.74
7	7	6665	143	52T	9.94	8.77	12.40	9.55	8.70	12.16	9.72	9.17	12.46	-3.92	8.54	30.0	-21.46
		6825	175	52T	9.89	9.88	12.90	9.72	9.85	12.80	9.69	9.71	12.71	-3.92	8.98	30.0	-21.02

Table 7-20. MIMO 160MHz (L) BW 802.11ax (UNII) Maximum Conducted Output Power - SP

160MHz BW 2nd	Band	Freq [MHz]	Channel	Tones	Average Conducted Power (dBm)									Directional Ant. Gain [dBi]	Max e.i.r.p. [dBm]	Max e.i.r.p. Limit [dBm]	e.i.r.p. margin
					RU Index: 37			RU Index: 44			RU Index: 52						
					ANT1	ANT2	MIMO	ANT1	ANT2	MIMO	ANT1	ANT2	MIMO				
5	5	6025	15	52T	9.66	9.35	12.52	9.84	9.26	12.57	9.97	9.06	12.55	-0.57	12.00	30.0	-18.00
		6185	47	52T	9.81	9.64	12.74	9.64	9.42	12.54	9.50	9.21	12.37	-0.57	12.13	30.0	-11.87
		6345	79	52T	9.61	9.65	12.64	9.47	9.58	12.54	9.20	9.51	12.37	-0.57	12.07	30.0	-17.93
7	7	6665	143	52T	9.77	9.28	12.54	9.70	9.45	12.59	9.66	9.64	12.66	-3.92	8.74	30.0	-21.26
		6825	175	52T	9.74	9.82	12.79	9.92	9.99	12.97	9.65	9.63	12.65	-3.92	9.05	30.0	-20.95

Table 7-21. MIMO 160MHz (U) BW 802.11ax (UNII) Maximum Conducted Output Power - SP

FCC ID: A3LSMS916U	MEASUREMENT REPORT (CERTIFICATION)		Approved by: Technical Manager
Test Report S/N: 1M2209010097-16.A3L	Test Dates: 9/03/2022 – 11/18/2022	EUT Type: Portable Handset	Page 132 of 413

## MIMO Maximum Conducted Output Power Measurements (106 Tones)

20MHz BW	Band	Freq [MHz]	Channel	Tones	Average Conducted Power (dBm)						Directional Ant. Gain [dBi]	Max e.i.r.p. [dBm]	Max e.i.r.p. Limit [dBm]	e.i.r.p. margin
					RU Index: 53			RU Index: 54						
					ANT1	ANT2	MIMO	ANT1	ANT2	MIMO				
5		5935	2	106T	2.17	3.90	6.13	2.13	3.80	6.06	-0.57	5.56	24.0	-18.44
		6175	45	106T	2.40	3.66	6.09	2.36	3.57	6.02	-0.57	5.52	24.0	-18.48
		6415	93	106T	1.65	3.61	5.75	1.39	3.52	5.59	-0.57	5.18	24.0	-18.82
6		6435	97	106T	8.01	7.01	10.55	7.93	7.03	10.51	-3.39	7.16	24.0	-16.84
		6475	105	106T	7.66	7.71	10.70	7.51	7.62	10.58	-3.39	7.31	24.0	-16.69
		6515	113	106T	7.86	7.49	10.69	7.85	7.43	10.66	-3.39	7.30	24.0	-16.70
7		6535	117	106T	7.88	7.49	10.70	7.67	7.49	10.59	-3.92	6.78	24.0	-17.22
		6695	149	106T	7.97	7.89	10.94	7.87	7.91	10.90	-3.92	7.02	24.0	-16.98
		6875	185	106T	8.21	7.66	10.95	8.15	7.67	10.93	-3.92	7.03	24.0	-16.97
8		6895	189	106T	8.08	7.68	10.89	8.04	7.68	10.87	-4.08	6.81	24.0	-17.19
		6995	209	106T	8.29	7.59	10.96	8.35	7.55	10.98	-4.08	6.90	24.0	-17.10
		7115	233	106T	8.18	7.38	10.81	8.18	7.32	10.78	-4.08	6.73	24.0	-17.27

Table 7-22. MIMO 20MHz BW 802.11ax (UNII) Maximum Conducted Output Power - LPI

40MHz BW	Band	Freq [MHz]	Channel	Tones	Average Conducted Power (dBm)									Directional Ant. Gain [dBi]	Max e.i.r.p. [dBm]	Max e.i.r.p. Limit [dBm]	e.i.r.p. margin
					RU Index: 53			RU Index: 54			RU Index: 56						
					ANT1	ANT2	MIMO	ANT1	ANT2	MIMO	ANT1	ANT2	MIMO				
5		5965	3	106T	2.35	3.86	6.18	2.70	4.07	6.45	2.33	3.68	6.07	-0.57	5.88	24.00	-18.12
		6165	43	106T	2.58	3.86	6.28	2.50	3.85	6.24	2.55	3.85	6.26	-0.57	5.71	24.00	-18.29
		6405	91	106T	1.90	4.05	6.12	1.58	3.84	5.87	1.58	3.99	5.96	-0.57	5.55	24.00	-18.45
6		6445	99	106T	8.16	7.62	10.91	7.92	7.27	10.62	7.91	7.41	10.68	-3.39	7.52	24.00	-16.48
		6485	107	106T	7.66	7.81	10.75	7.78	8.07	10.94	7.40	7.67	10.55	-3.39	7.55	24.00	-16.45
		6525	115	106T	7.97	7.48	10.74	7.74	7.39	10.58	7.41	7.55	10.49	-3.39	7.35	24.00	-16.65
7		6565	123	106T	7.85	8.09	10.98	7.65	7.86	10.77	7.68	8.08	10.89	-3.92	7.06	24.00	-16.94
		6725	155	106T	8.11	7.55	10.85	7.93	7.29	10.63	8.08	7.59	10.85	-3.92	6.93	24.00	-17.07
		6845	179	106T	7.82	7.92	10.88	7.66	7.90	10.79	7.78	8.03	10.92	-3.92	7.00	24.00	-17.00
8		6885	187	106T	8.14	7.67	10.92	7.90	7.53	10.73	8.20	7.64	10.94	-4.08	6.86	24.00	-17.14
		7005	211	106T	7.91	7.26	10.61	8.27	7.59	10.95	8.43	7.42	10.96	-4.08	6.88	24.00	-17.12
		7085	227	106T	7.89	7.47	10.70	7.85	7.34	10.61	7.87	7.37	10.64	-4.08	6.62	24.00	-17.38

Table 7-23. MIMO 40MHz BW 802.11ax (UNII) Maximum Conducted Output Power - LPI

80MHz BW	Band	Freq [MHz]	Channel	Tones	Average Conducted Power (dBm)									Directional Ant. Gain [dBi]	Max e.i.r.p. [dBm]	Max e.i.r.p. Limit [dBm]	e.i.r.p. margin
					RU Index: 53			RU Index: 56			RU Index: 60						
					ANT1	ANT2	MIMO	ANT1	ANT2	MIMO	ANT1	ANT2	MIMO				
5		5985	7	106T	2.46	3.91	6.26	2.70	3.98	6.40	2.79	3.99	6.44	-0.57	5.87	24.00	-18.13
		6145	39	106T	1.93	3.96	6.07	1.92	3.89	6.03	1.65	3.52	5.70	-0.57	5.50	24.00	-18.50
		6385	87	106T	2.01	4.12	6.20	2.08	4.29	6.33	1.97	4.28	6.29	-0.57	5.76	24.00	-18.24
6		6465	103	106T	8.43	7.41	10.96	7.95	7.13	10.57	7.82	7.26	10.56	-3.39	7.57	24.00	-16.43
		6545	119	106T	8.26	7.38	10.85	8.18	7.64	10.93	8.20	7.70	10.97	-3.92	7.05	24.00	-16.95
		6705	151	106T	8.30	7.60	10.97	8.04	7.60	10.84	8.08	7.87	10.99	-3.92	7.07	24.00	-16.93
7		6865	183	106T	7.89	7.83	10.87	7.68	7.68	10.69	7.94	7.89	10.93	-3.92	7.01	24.00	-16.99
		6945	199	106T	8.29	7.60	10.97	8.27	7.18	10.77	8.48	7.00	10.81	-4.08	6.89	24.00	-17.11
		7025	215	106T	8.04	7.19	10.65	8.41	7.38	10.94	8.46	7.34	10.95	-4.08	6.87	24.00	-17.13

Table 7-24. MIMO 80MHz BW 802.11ax (UNII) Maximum Conducted Output Power - LPI

160MHz BW	Band	Freq [MHz]	Channel	Tones	Average Conducted Power (dBm)									Directional Ant. Gain [dBi]	Max e.i.r.p. [dBm]	Max e.i.r.p. Limit [dBm]	e.i.r.p. margin
					RU Index: 53			RU Index: 56			RU Index: 60						
					ANT1	ANT2	MIMO	ANT1	ANT2	MIMO	ANT1	ANT2	MIMO				
5		6025	15	106T	1.26	4.49	6.18	1.35	4.20	6.02	1.32	3.83	5.76	-0.57	5.61	24.00	-18.39
		6185	47	106T	2.51	4.01	6.33	2.36	3.73	6.11	2.61	3.95	6.34	-0.57	5.77	24.00	-18.23
		6345	79	106T	1.54	4.67	6.39	1.31	4.38	6.12	1.31	4.44	6.16	-0.57	5.82	24.00	-18.18
6		6505	111	106T	8.06	7.44	10.77	8.33	7.59	10.99	7.75	7.30	10.54	-3.39	7.60	24.00	-16.40
		6665	143	106T	8.31	6.89	10.67	8.52	7.36	10.99	8.11	7.23	10.70	-3.92	7.07	24.00	-16.93
		6825	175	106T	8.05	7.82	10.95	8.02	7.93	10.99	7.96	7.84	10.91	-3.92	7.07	24.00	-16.93
8		6985	207	106T	7.36	8.48	10.97	7.29	8.26	10.81	7.70	8.24	10.99	-4.08	6.91	24.00	-17.09

Table 7-25. MIMO 160MHz (L) BW 802.11ax (UNII) Maximum Conducted Output Power - LPI

160MHz BW	Band	Freq [MHz]	Channel	Tones	Average Conducted Power (dBm)									Directional Ant. Gain [dBi]	Max e.i.r.p. [dBm]	Max e.i.r.p. Limit [dBm]	e.i.r.p. margin
					RU Index: 53			RU Index: 56			RU Index: 60						
					ANT1	ANT2	MIMO	ANT1	ANT2	MIMO	ANT1	ANT2	MIMO				
5		6025	15	106T	1.41	3.73	5.73	1.48	3.68	5.73	1.65	3.51	5.69	-0.57	5.16	24.00	-18.84
		6185	47	106T	2.60	3.81	6.26	2.52	3.78	6.21	2.43	3.39	5.95	-0.57	5.69	24.00	-18.31
		6345	79	106T	1.39	4.45	6.19	1.30	4.38	6.12	1.58	4.78	6.48	-0.57	5.91	24.00	-18.09
6		6505	111	106T	8.10	7.85	10.99	8.00	7.95	10.99	7.80	8.15	10.99	-3.39	7.60	24.00	-16.40
		6665	143	106T	8.01	7.17	10.62	7.99	7.37	10.70	7.93	7.72	10.84	-3.92	6.92	24.00	-17.08
		6825	175	106T	7.94	7.80	10.88	8.01	7.91	10.97	8.04	7.91	10.99	-3.92	7.07	24.00	-16.93
8		6985	207	106T	7.70	8.24	10.99	7.75	8.17	10.97	7.88	8.07	10.99	-4.08	6.91	24.00	-17.09

Table 7-26. MIMO 160MHz (U) BW 802.11ax (UNII) Maximum Conducted Output Power - LPI

FCC ID: A3LSMS916U	MEASUREMENT REPORT (CERTIFICATION)		Approved by: Technical Manager
Test Report S/N: 1M2209010097-16.A3L	Test Dates: 9/03/2022 – 11/18/2022	EUT Type: Portable Handset	Page 133 of 413

20MHz BW	Band	Freq [MHz]	Channel	Tones	Average Conducted Power (dBm)						Directional Ant. Gain [dBi]	Max e.i.r.p. [dBm]	Max e.i.r.p. Limit [dBm]	e.i.r.p. margin
					RU Index: 53			RU Index: 54						
					ANT1	ANT2	MIMO	ANT1	ANT2	MIMO				
5		5935	2	106T	9.91	9.06	12.52	9.84	8.95	12.43	-0.57	11.95	30.0	-18.05
		6175	45	106T	9.67	9.85	12.77	9.68	9.75	12.73	-0.57	12.20	30.0	-17.80
		6415	93	106T	9.72	8.97	12.37	9.55	9.00	12.29	-0.57	11.80	30.0	-18.20
7		6535	117	106T	9.66	9.54	12.61	9.57	9.50	12.55	-3.92	8.69	30.0	-21.31
		6695	149	106T	9.78	9.96	12.88	9.70	9.99	12.86	-3.92	8.96	30.0	-21.04
		6875	185	106T	9.67	9.93	12.81	9.68	9.99	12.85	-3.92	8.93	30.0	-21.07

Table 7-27. MIMO 20MHz BW 802.11ax (UNII) Maximum Conducted Output Power - SP

40MHz BW	Band	Freq [MHz]	Channel	Tones	Average Conducted Power (dBm)									Directional Ant. Gain [dBi]	Max e.i.r.p. [dBm]	Max e.i.r.p. Limit [dBm]	e.i.r.p. margin
					RU Index: 53			RU Index: 54			RU Index: 56						
					ANT1	ANT2	MIMO	ANT1	ANT2	MIMO	ANT1	ANT2	MIMO				
5		5965	3	106T	9.73	9.64	12.70	9.57	9.45	12.52	9.74	9.42	12.59	-0.57	12.13	30.0	-17.87
		6165	43	106T	9.61	9.48	12.56	9.70	9.72	12.72	9.76	9.69	12.74	-0.57	12.17	30.0	-17.83
		6405	91	106T	9.90	9.06	12.51	9.61	8.90	12.28	9.65	9.00	12.35	-0.57	11.94	30.0	-18.06
7		6565	123	106T	9.85	9.65	12.76	9.57	9.48	12.54	9.57	9.65	12.62	-3.92	8.84	30.0	-21.16
		6725	155	106T	9.64	9.68	12.67	9.97	9.98	12.99	9.58	9.82	12.71	-3.92	9.07	30.0	-20.93
		6845	179	106T	9.06	9.67	12.39	9.26	9.95	12.63	9.15	9.64	12.41	-3.92	8.71	30.0	-21.29

Table 7-28. MIMO 40MHz BW 802.11ax (UNII) Maximum Conducted Output Power - SP

80MHz BW	Band	Freq [MHz]	Channel	Tones	Average Conducted Power (dBm)									Directional Ant. Gain [dBi]	Max e.i.r.p. [dBm]	Max e.i.r.p. Limit [dBm]	e.i.r.p. margin
					RU Index: 53			RU Index: 56			RU Index: 60						
					ANT1	ANT2	MIMO	ANT1	ANT2	MIMO	ANT1	ANT2	MIMO				
5		5985	7	106T	9.89	9.77	12.84	9.64	9.37	12.52	9.75	9.31	12.55	-0.57	12.27	30.0	-17.73
		6145	39	106T	9.79	9.71	12.76	9.57	9.24	12.42	9.60	9.11	12.37	-0.57	12.19	30.0	-17.81
		6385	87	106T	9.82	9.69	12.77	9.92	9.80	12.87	9.69	9.85	12.78	-0.57	12.30	30.0	-17.70
7		6545	119	106T	9.62	8.83	12.25	9.58	9.17	12.39	9.94	9.84	12.90	-3.92	8.98	30.0	-21.02
		6705	151	106T	9.53	9.22	12.39	9.74	9.65	12.71	9.84	9.96	12.91	-3.92	8.99	30.0	-21.01
		6865	183	106T	9.11	9.61	12.38	9.39	9.94	12.68	9.27	9.67	12.48	-3.92	8.76	30.0	-21.24

Table 7-29. MIMO 80MHz BW 802.11ax (UNII) Maximum Conducted Output Power - SP

160MHz BW 1st	Band	Freq [MHz]	Channel	Tones	Average Conducted Power (dBm)									Directional Ant. Gain [dBi]	Max e.i.r.p. [dBm]	Max e.i.r.p. Limit [dBm]	e.i.r.p. margin
					RU Index: 53			RU Index: 56			RU Index: 60						
					ANT1	ANT2	MIMO	ANT1	ANT2	MIMO	ANT1	ANT2	MIMO				
5		6025	15	106T	9.53	9.96	12.76	9.61	9.69	12.66	9.57	9.22	12.41	-0.57	12.19	30.0	-17.81
		6185	47	106T	9.87	9.84	12.87	9.64	9.47	12.57	9.67	9.48	12.59	-0.57	12.13	30.0	-11.87
		6345	79	106T	9.92	9.75	12.85	9.61	9.43	12.53	9.59	9.53	12.57	-0.57	12.28	30.0	-17.72
7		6665	143	106T	9.87	8.74	12.35	9.56	8.66	12.14	9.70	9.06	12.40	-3.92	8.48	30.0	-21.52
		6825	175	106T	9.84	9.72	12.79	9.78	9.76	12.78	9.58	9.64	12.62	-3.92	8.87	30.0	-21.13

Table 7-30. MIMO 160MHz (L) BW 802.11ax (UNII) Maximum Conducted Output Power - SP

160MHz BW 2nd	Band	Freq [MHz]	Channel	Tones	Average Conducted Power (dBm)									Directional Ant. Gain [dBi]	Max e.i.r.p. [dBm]	Max e.i.r.p. Limit [dBm]	e.i.r.p. margin
					RU Index: 53			RU Index: 56			RU Index: 60						
					ANT1	ANT2	MIMO	ANT1	ANT2	MIMO	ANT1	ANT2	MIMO				
5		6025	15	106T	9.63	9.21	12.44	9.64	9.18	12.43	9.81	9.04	12.45	-0.57	11.88	30.0	-18.12
		6185	47	106T	9.60	9.44	12.53	9.57	9.31	12.45	9.89	9.69	12.80	-0.57	12.13	30.0	-11.87
		6345	79	106T	9.48	9.49	12.50	9.93	9.88	12.92	9.67	9.90	12.80	-0.57	12.35	30.0	-17.65
7		6665	143	106T	9.66	9.14	12.42	9.64	9.34	12.50	9.62	9.48	12.56	-3.92	8.64	30.0	-21.36
		6825	175	106T	9.64	9.65	12.66	9.75	9.85	12.81	9.49	9.54	12.53	-3.92	8.89	30.0	-21.11

Table 7-31. MIMO 160MHz (U) BW 802.11ax (UNII) Maximum Conducted Output Power - SP

FCC ID: A3LSMS916U	MEASUREMENT REPORT (CERTIFICATION)		Approved by: Technical Manager
Test Report S/N: 1M2209010097-16.A3L	Test Dates: 9/03/2022 – 11/18/2022	EUT Type: Portable Handset	Page 134 of 413

## MIMO Maximum Conducted Output Power Measurements (242 Tones)

20MHz BW	Band	Freq [MHz]	Channel	Tones	Average Conducted Power (dBm)			Directional Ant. Gain [dBi]	Max e.i.r.p. [dBm]	Max e.i.r.p. Limit [dBm]	e.i.r.p. margin
					RU Index: 61						
					ANT1	ANT2	MIMO				
5	5935	2	242T	242T	8.50	8.29	11.41	-0.57	10.84	24.0	-13.16
					7.99	8.45	11.24				
					8.80	7.73	11.31				
6	6435	97	242T	242T	11.32	10.56	13.97	-3.39	10.58	24.0	-13.42
					10.78	11.11	13.96				
					11.02	10.90	13.97				
7	6535	117	242T	242T	11.05	10.86	13.97	-3.92	10.05	24.0	-13.95
					11.05	10.85	13.96				
					11.19	10.74	13.98				
8	6895	189	242T	242T	11.19	10.75	13.99	-4.08	9.91	24.0	-14.09
					10.96	10.25	13.63				
					10.64	10.70	13.68				

Table 7-32. MIMO 20MHz BW 802.11ax (UNII) Maximum Conducted Output Power – LPI

40MHz BW	Band	Freq [MHz]	Channel	Tones	Average Conducted Power (dBm)						Directional Ant. Gain [dBi]	Max e.i.r.p. [dBm]	Max e.i.r.p. Limit [dBm]	e.i.r.p. margin
					RU Index: 61			RU Index: 62						
					ANT1	ANT2	MIMO	ANT1	ANT2	MIMO				
5	5965	3	242T	242T	8.24	8.65	11.46	8.22	8.45	11.35	-0.57	10.89	24.00	-13.11
					7.02	8.33	10.73	7.96	8.11	11.05				
					8.88	7.72	11.35	8.71	7.66	11.23				
6	6445	99	242T	242T	10.95	10.39	13.69	10.82	10.34	13.60	-3.39	10.30	24.00	-13.70
					10.76	11.01	13.90	10.62	11.01	13.83				
					11.09	10.83	13.97	11.05	10.83	13.95				
7	6565	123	242T	242T	11.09	10.85	13.98	11.03	10.88	13.97	-3.92	10.66	24.00	-13.94
					10.76	10.37	13.58	10.73	10.52	13.64				
					10.74	10.90	13.83	10.82	10.83	13.84				
8	6885	187	242T	242T	11.08	10.77	13.94	11.15	10.72	13.95	-4.08	9.87	24.00	-14.13
					10.90	10.18	13.57	10.85	10.24	13.57				
					10.85	10.33	13.61	10.85	10.31	13.60				

Table 7-33. MIMO 40MHz BW 802.11ax (UNII) Maximum Conducted Output Power – LPI

80MHz BW	Band	Freq [MHz]	Channel	Tones	Average Conducted Power (dBm)												Directional Ant. Gain [dBi]	Max e.i.r.p. [dBm]	Max e.i.r.p. Limit [dBm]	e.i.r.p. margin
					RU Index: 61				RU Index: 62				RU Index: 64							
					ANT1	ANT2	MIMO	ANT1	ANT2	MIMO	ANT1	ANT2	MIMO							
5	5985	7	242T	242T	7.88	8.29	11.10	8.20	8.53	11.38	8.22	8.40	11.32	-0.57	10.81	24.00	-13.19			
					8.27	8.66	11.48	8.11	8.45	11.29	8.06	8.20	11.14							
					8.31	7.92	11.13	8.49	8.19	11.35	8.26	8.12	11.20							
6	6465	103	242T	242T	11.15	10.29	13.75	11.06	10.21	13.67	10.85	10.18	13.54	-3.39	10.36	24.00	-13.64			
					11.01	10.29	13.68	11.27	10.60	13.96	11.04	10.78	13.92							
					11.32	10.60	13.99	11.21	10.51	13.88	11.23	10.64	13.96							
7	6865	183	242T	242T	11.03	10.92	13.99	10.93	10.80	13.88	11.04	10.85	13.96	-3.92	10.07	24.00	-13.93			
					11.28	10.62	13.97	11.20	10.61	13.93	11.36	10.55	13.98							
					11.09	10.27	13.71	11.36	10.54	13.98	11.44	10.46	13.99							
8	7025	215	242T	242T	11.09	10.27	13.71	11.36	10.54	13.98	11.44	10.46	13.99	-4.08	9.91	24.00	-14.09			

Table 7-34. MIMO 80MHz BW 802.11ax (UNII) Maximum Conducted Output Power – LPI

160MHz BW	Band	Freq [MHz]	Channel	Tones	Average Conducted Power (dBm)												Directional Ant. Gain [dBi]	Max e.i.r.p. [dBm]	Max e.i.r.p. Limit [dBm]	e.i.r.p. margin
					RU Index: 61				RU Index: 62				RU Index: 64							
					ANT1	ANT2	MIMO	ANT1	ANT2	MIMO	ANT1	ANT2	MIMO							
5	6025	15	242T	242T	7.46	8.56	11.06	7.91	8.93	11.46	7.89	8.49	11.21	-0.57	10.89	24.00	-13.11			
					7.93	8.24	11.10	8.34	8.52	11.44	7.95	8.07	11.02							
					8.29	8.64	11.48	8.15	8.49	11.33	7.59	8.02	10.82							
6	6505	111	242T	242T	10.95	10.48	13.73	11.10	10.74	13.93	10.51	10.55	13.54	-3.39	10.54	24.00	-13.46			
					11.34	10.15	13.80	11.14	10.80	13.98	11.16	10.30	13.76							
					10.75	10.58	13.68	10.75	10.58	13.68	10.62	10.48	13.56							
8	6985	207	242T	242T	10.10	11.21	13.70	10.03	11.01	13.56	10.26	11.10	13.71	-4.08	9.63	24.00	-14.37			

Table 7-35. MIMO 160MHz (L) BW 802.11ax (UNII) Maximum Conducted Output Power – LPI

FCC ID: A3LSMS916U	MEASUREMENT REPORT (CERTIFICATION)		Approved by: Technical Manager
Test Report S/N: 1M2209010097-16.A3L	Test Dates: 9/03/2022 – 11/18/2022	EUT Type: Portable Handset	Page 135 of 413

160MHz BW	Band	Freq [MHz]	Channel	Tones	Average Conducted Power (dBm)									Directional Ant. Gain [dBi]	Max e.i.r.p. [dBm]	Max e.i.r.p. Limit [dBm]	e.i.r.p. margin
					RU Index: 61			RU Index: 62			RU Index: 64						
					ANT1	ANT2	MIMO	ANT1	ANT2	MIMO	ANT1	ANT2	MIMO				
5	6025	15	242T	7.88	8.35	11.13	8.02	8.31	11.18	8.15	8.23	11.20	-0.57	10.63	24.00	-13.37	
	6185	47	242T	7.90	7.86	10.89	8.70	8.23	11.48	8.70	8.05	11.40	-0.57	10.91	24.00	-13.09	
	6345	79	242T	8.52	8.21	11.38	8.45	8.18	11.33	8.36	8.16	11.27	-0.57	10.81	24.00	-13.19	
6	6505	111	242T	10.84	10.87	13.86	10.72	10.94	13.84	10.52	11.32	13.95	-3.39	10.56	24.00	-13.44	
	6665	143	242T	10.99	10.36	13.70	10.94	10.51	13.74	10.96	10.84	13.91	-3.92	9.99	24.00	-14.01	
7	6825	175	242T	11.03	10.87	13.96	11.07	10.88	13.98	11.00	10.95	13.99	-3.92	10.07	24.00	-13.93	
	6985	207	242T	10.68	11.04	13.87	10.81	10.93	13.88	10.89	10.87	13.89	-4.08	9.81	24.00	-14.19	

Table 7-36. MIMO 160MHz (U) BW 802.11ax (UNII) Maximum Conducted Output Power – LPI

20MHz BW	Band	Freq [MHz]	Channel	Tones	Average Conducted Power (dBm)			Directional Ant. Gain [dBi]	Max e.i.r.p. [dBm]	Max e.i.r.p. Limit [dBm]	e.i.r.p. margin
					RU Index: 61						
					ANT1	ANT2	MIMO				
5	5935	2	242T	11.06	10.01	13.58	-0.57	13.01	30.0	-16.99	
	6175	45	242T	10.76	10.38	13.58	-0.57	13.01	30.0	-16.99	
	6415	93	242T	11.26	10.28	13.81	-0.57	13.24	30.0	-16.76	

Table 7-37. MIMO 20MHz BW 802.11ax (UNII) Maximum Conducted Output Power – SP

40MHz BW	Band	Freq [MHz]	Channel	Tones	Average Conducted Power (dBm)						Directional Ant. Gain [dBi]	Max e.i.r.p. [dBm]	Max e.i.r.p. Limit [dBm]	e.i.r.p. margin
					RU Index: 61			RU Index: 62						
					ANT1	ANT2	MIMO	ANT1	ANT2	MIMO				
5	5965	3	242T	10.80	11.03	13.93	11.01	10.87	13.95	-0.57	13.38	30.0	-16.62	
	6165	43	242T	10.70	10.77	13.75	10.67	10.58	13.64	-0.57	13.18	30.0	-16.82	
	6405	91	242T	11.05	10.21	13.66	10.90	10.16	13.56	-0.57	13.09	30.0	-16.91	

Table 7-38. MIMO 40MHz BW 802.11ax (UNII) Maximum Conducted Output Power – SP

80MHz BW	Band	Freq [MHz]	Channel	Tones	Average Conducted Power (dBm)									Directional Ant. Gain [dBi]	Max e.i.r.p. [dBm]	Max e.i.r.p. Limit [dBm]	e.i.r.p. margin
					RU Index: 61			RU Index: 62			RU Index: 64						
					ANT1	ANT2	MIMO	ANT1	ANT2	MIMO	ANT1	ANT2	MIMO				
5	5985	7	242T	10.61	10.64	13.64	10.99	10.90	13.96	11.01	10.70	13.87	-0.57	13.39	30.0	-16.61	
	6145	39	242T	10.61	10.51	13.57	10.73	10.78	13.77	10.83	10.49	13.67	-0.57	13.20	30.0	-16.80	
	6385	87	242T	11.10	10.85	13.99	10.80	10.72	13.77	10.67	10.59	13.64	-0.57	13.42	30.0	-16.58	

Table 7-39. MIMO 80MHz BW 802.11ax (UNII) Maximum Conducted Output Power – SP

160MHz BW 1st	Band	Freq [MHz]	Channel	Tones	Average Conducted Power (dBm)									Directional Ant. Gain [dBi]	Max e.i.r.p. [dBm]	Max e.i.r.p. Limit [dBm]	e.i.r.p. margin
					RU Index: 61			RU Index: 62			RU Index: 64						
					ANT1	ANT2	MIMO	ANT1	ANT2	MIMO	ANT1	ANT2	MIMO				
5	6025	15	242T	10.70	11.14	13.94	10.77	10.91	13.85	10.78	10.44	13.62	-0.57	13.37	30.0	-16.63	
	6185	47	242T	11.02	10.90	13.97	10.87	10.70	13.80	10.02	10.64	13.35	-0.57	12.13	30.0	-11.87	
	6345	79	242T	11.04	10.91	13.99	10.93	10.80	13.88	10.75	10.75	13.76	-0.57	13.42	30.0	-16.58	

Table 7-40. MIMO 160MHz (L) BW 802.11ax (UNII) Maximum Conducted Output Power – SP

160MHz BW 2nd	Band	Freq [MHz]	Channel	Tones	Average Conducted Power (dBm)									Directional Ant. Gain [dBi]	Max e.i.r.p. [dBm]	Max e.i.r.p. Limit [dBm]	e.i.r.p. margin
					RU Index: 61			RU Index: 62			RU Index: 64						
					ANT1	ANT2	MIMO	ANT1	ANT2	MIMO	ANT1	ANT2	MIMO				
5	6025	15	242T	10.85	10.28	13.58	10.88	10.19	13.56	11.10	10.10	13.64	-0.57	13.07	30.0	-16.93	
	6185	47	242T	10.88	10.50	13.70	10.89	10.34	13.63	11.18	10.70	13.96	-0.57	12.13	30.0	-11.87	
	6345	79	242T	11.01	10.95	13.99	10.91	10.94	13.94	10.69	10.99	13.85	-0.57	13.42	30.0	-16.58	

Table 7-41. MIMO 160MHz (U) BW 802.11ax (UNII) Maximum Conducted Output Power – SP

FCC ID: A3LSMS916U	MEASUREMENT REPORT (CERTIFICATION)		Approved by: Technical Manager
Test Report S/N: 1M2209010097-16.A3L	Test Dates: 9/03/2022 – 11/18/2022	EUT Type: Portable Handset	Page 136 of 413



## MIMO Maximum Conducted Output Power Measurements (484 Tones)

40MHz BW	Band	Freq [MHz]	Channel	Tones	Average Conducted Power (dBm)			Directional Ant. Gain [dBi]	Max e.i.r.p. [dBm]	Max e.i.r.p. Limit [dBm]	e.i.r.p. margin
					RU Index: 65						
					ANT1	ANT2	MIMO				
5	5965	3	484T	10.44	10.61	13.54	-0.57	12.97	24.00	-11.03	
	6165	43	484T	10.65	10.71	13.69	-0.57	13.12	24.00	-10.88	
	6405	91	484T	11.30	10.18	13.79	-0.57	13.22	24.00	-10.78	
6	6445	99	484T	11.95	11.29	14.64	-3.39	11.25	24.00	-12.75	
	6485	107	484T	11.78	11.97	14.89	-3.39	11.50	24.00	-12.50	
	6525	115	484T	12.15	11.79	14.98	-3.39	11.59	24.00	-12.41	
7	6565	123	484T	11.96	11.95	14.97	-3.92	11.05	24.00	-12.95	
	6725	155	484T	12.41	11.42	14.95	-3.92	11.03	24.00	-12.97	
	6845	179	484T	11.72	11.59	14.67	-3.92	10.75	24.00	-13.25	
8	6885	187	484T	12.24	11.65	14.97	-4.08	10.89	24.00	-13.11	
	7005	211	484T	11.76	11.29	14.54	-4.08	10.46	24.00	-13.54	
	7085	227	484T	11.74	11.48	14.62	-4.08	10.54	24.00	-13.46	

Table 7-42. MIMO 40MHz BW 802.11ax (UNII) Maximum Conducted Output Power – LPI/SP

80MHz BW	Band	Freq [MHz]	Channel	Tones	Average Conducted Power (dBm)						Directional Ant. Gain [dBi]	Max e.i.r.p. [dBm]	Max e.i.r.p. Limit [dBm]	e.i.r.p. margin
					RU Index: 65			RU Index: 66						
					ANT1	ANT2	MIMO	ANT1	ANT2	MIMO				
5	5985	7	484T	10.94	10.82	13.89	10.87	10.62	13.76	-0.57	13.32	24.00	-10.68	
	6145	39	484T	10.78	10.85	13.83	10.63	10.49	13.57	-0.57	13.26	24.00	-10.74	
	6385	87	484T	11.14	10.68	13.93	10.83	10.47	13.66	-0.57	13.36	24.00	-10.64	
6	6465	103	484T	12.54	11.33	14.99	12.28	11.40	14.87	-3.39	11.60	24.00	-12.40	
	6545	119	484T	12.31	11.53	14.95	12.00	11.50	14.77	-3.92	11.03	24.00	-12.97	
7	6705	151	484T	12.26	11.50	14.91	12.09	11.59	14.86	-3.92	10.99	24.00	-13.01	
	6865	183	484T	11.77	11.36	14.58	11.85	11.35	14.62	-3.92	10.70	24.00	-13.30	
	6945	199	484T	12.33	11.21	14.82	12.37	11.18	14.83	-4.08	10.75	24.00	-13.25	
8	7025	215	484T	12.35	11.56	14.98	12.36	11.46	14.94	-4.08	10.90	24.00	-13.10	

Table 7-43. MIMO 80MHz BW 802.11ax (UNII) Maximum Conducted Output Power – LPI/SP

160MHz BW	Band	Freq [MHz]	Channel	Tones	Average Conducted Power (dBm)						Directional Ant. Gain [dBi]	Max e.i.r.p. [dBm]	Max e.i.r.p. Limit [dBm]	e.i.r.p. margin
					RU Index: 65			RU Index: 66						
					ANT1	ANT2	MIMO	ANT1	ANT2	MIMO				
5	6025	15	484T	10.72	11.13	13.94	10.65	10.78	13.73	-0.57	13.37	24.00	-10.63	
	6185	47	484T	10.88	11.06	13.98	10.58	10.52	13.56	-0.57	13.41	24.00	-10.59	
	6345	79	484T	10.67	10.38	13.54	10.72	10.40	13.57	-0.57	13.00	24.00	-11.00	
6	6505	111	484T	12.20	11.66	14.95	12.05	11.90	14.99	-3.39	11.60	24.00	-12.40	
	6665	143	484T	12.15	10.96	14.60	12.17	11.22	14.73	-3.92	10.81	24.00	-13.19	
7	6825	175	484T	12.09	11.86	14.99	11.99	11.76	14.88	-3.92	11.07	24.00	-12.93	
	6985	211	484T	11.41	12.22	14.84	11.61	12.30	14.98	-4.08	10.90	24.00	-13.10	

Table 7-44. MIMO 160MHz (L) BW 802.11ax (UNII) Maximum Conducted Output Power – LPI/SP

160MHz BW	Band	Freq [MHz]	Channel	Tones	Average Conducted Power (dBm)						Directional Ant. Gain [dBi]	Max e.i.r.p. [dBm]	Max e.i.r.p. Limit [dBm]	e.i.r.p. margin
					RU Index: 65			RU Index: 66						
					ANT1	ANT2	MIMO	ANT1	ANT2	MIMO				
5	6025	15	484T	10.77	10.51	13.65	10.95	10.37	13.68	-0.57	13.11	24.00	-10.89	
	6185	47	484T	10.83	10.70	13.78	10.80	10.47	13.65	-0.57	13.21	24.00	-10.79	
	6345	79	484T	10.85	10.61	13.74	10.73	10.55	13.65	-0.57	13.17	24.00	-10.83	
6	6505	111	484T	11.80	11.87	14.85	11.60	12.09	14.86	-3.39	11.47	24.00	-12.53	
	6665	143	484T	11.84	11.34	14.61	11.85	11.59	14.73	-3.92	10.81	24.00	-13.19	
7	6825	175	484T	11.94	11.78	14.87	12.05	11.91	14.99	-3.92	11.07	24.00	-12.93	
	6985	207	484T	11.60	12.08	14.86	11.78	12.01	14.90	-4.08	10.82	24.00	-13.18	

Table 7-45. MIMO 160MHz (U) BW 802.11ax (UNII) Maximum Conducted Output Power – LPI/SP

FCC ID: A3LSMS916U	MEASUREMENT REPORT (CERTIFICATION)		Approved by: Technical Manager
Test Report S/N: 1M2209010097-16.A3L	Test Dates: 9/03/2022 – 11/18/2022	EUT Type: Portable Handset	Page 137 of 413



40MHz BW	Band	Freq [MHz]	Channel	Tones	Average Conducted Power (dBm)			Directional Ant. Gain [dBi]	Max e.i.r.p. [dBm]	Max e.i.r.p. Limit [dBm]	e.i.r.p. margin
					RU Index: 65						
					ANT1	ANT2	MIMO				
5	5965	3	484T	12.08	11.87	14.99	-0.57	14.42	30.0	-15.58	
	6165	43	484T	11.79	11.62	14.72	-0.57	14.15	30.0	-15.85	
	6405	91	484T	11.94	11.21	14.60	-0.57	14.03	30.0	-15.97	

Table 7-46. MIMO 40MHz BW 802.11ax (UNII) Maximum Conducted Output Power – SP

80MHz BW	Band	Freq [MHz]	Channel	Tones	Average Conducted Power (dBm)						Directional Ant. Gain [dBi]	Max e.i.r.p. [dBm]	Max e.i.r.p. Limit [dBm]	e.i.r.p. margin
					RU Index: 65			RU Index: 66						
					ANT1	ANT2	MIMO	ANT1	ANT2	MIMO				
5	5985	7	484T	12.08	11.86	14.98	12.08	11.59	14.85	-0.57	14.41	30.0	-15.59	
	6145	39	484T	11.82	11.79	14.82	11.67	11.46	14.58	-0.57	14.25	30.0	-15.75	
	6385	87	484T	11.88	11.53	14.72	12.02	11.93	14.99	-0.57	14.42	30.0	-15.58	

Table 7-47. MIMO 80MHz BW 802.11ax (UNII) Maximum Conducted Output Power – SP

160MHz BW 1st	Band	Freq [MHz]	Channel	Tones	Average Conducted Power (dBm)						Directional Ant. Gain [dBi]	Max e.i.r.p. [dBm]	Max e.i.r.p. Limit [dBm]	e.i.r.p. margin
					RU Index: 65			RU Index: 66						
					ANT1	ANT2	MIMO	ANT1	ANT2	MIMO				
5	6025	15	484T	11.55	11.90	14.74	11.91	11.90	14.92	-0.57	14.35	30.0	-15.65	
	6185	47	484T	11.82	11.77	14.81	11.92	11.68	14.81	-0.57	12.13	30.0	-11.87	
	6345	79	484T	11.81	11.76	14.80	11.65	11.59	14.63	-0.57	14.23	30.0	-15.77	

Table 7-48. MIMO 160MHz (L) BW 802.11ax (UNII) Maximum Conducted Output Power – SP

160MHz BW 2nd	Band	Freq [MHz]	Channel	Tones	Average Conducted Power (dBm)						Directional Ant. Gain [dBi]	Max e.i.r.p. [dBm]	Max e.i.r.p. Limit [dBm]	e.i.r.p. margin
					RU Index: 65			RU Index: 66						
					ANT1	ANT2	MIMO	ANT1	ANT2	MIMO				
5	6025	15	484T	12.07	11.65	14.87	12.33	11.51	14.95	-0.57	14.38	30.0	-15.62	
	6185	47	484T	12.26	11.68	14.99	12.23	11.55	14.91	-0.57	12.13	30.0	-11.87	
	6345	79	484T	11.67	12.07	14.88	11.48	11.97	14.75	-0.57	14.31	30.0	-15.69	

Table 7-49. MIMO 160MHz (U) BW 802.11ax (UNII) Maximum Conducted Output Power –SP

FCC ID: A3LSMS916U	MEASUREMENT REPORT (CERTIFICATION)		Approved by: Technical Manager
Test Report S/N: 1M2209010097-16.A3L	Test Dates: 9/03/2022 – 11/18/2022	EUT Type: Portable Handset	Page 138 of 413

## MIMO Maximum Conducted Output Power Measurements (996 Tones)

80MHz BW	Band	Freq [MHz]	Channel	Tones	Average Conducted Power (dBm)			Directional Ant. Gain [dBi]	Max e.i.r.p. [dBm]	Max e.i.r.p. Limit [dBm]	e.i.r.p. margin
					RU Index: 67						
					ANT1	ANT2	MIMO				
5	5985	7	996T	11.93	12.01	14.98	-0.57	14.41	24.00	-9.59	
	6145	39	996T	11.68	12.07	14.89	-0.57	14.32	24.00	-9.68	
	6385	87	996T	11.70	11.89	14.81	-0.57	14.24	24.00	-9.76	
6	6465	103	996T	11.95	11.25	14.62	-3.39	11.23	24.00	-12.77	
	6545	119	996T	12.06	11.84	14.96	-3.92	11.04	24.00	-12.96	
7	6705	151	996T	12.16	11.68	14.94	-3.92	11.02	24.00	-12.98	
	6865	183	996T	11.81	11.85	14.84	-3.92	10.92	24.00	-13.08	
	6945	199	996T	12.28	11.59	14.96	-4.08	10.88	24.00	-13.12	
8	7025	215	996T	12.33	11.33	14.87	-4.08	10.79	24.00	-13.21	

Table 7-50. MIMO 80MHz BW 802.11ax (UNII) Maximum Conducted Output Power – LPI/SP

160MHz BW	Band	Freq [MHz]	Channel	Tones	Average Conducted Power (dBm)			Directional Ant. Gain [dBi]	Max e.i.r.p. [dBm]	Max e.i.r.p. Limit [dBm]	e.i.r.p. margin
					RU Index: 67						
					ANT1	ANT2	MIMO				
5	6025	15	996T	11.62	12.30	14.98	-0.57	14.41	24.00	-9.59	
	6185	47	996T	11.74	12.02	14.89	-0.57	14.32	24.00	-9.68	
	6345	79	996T	11.56	11.86	14.72	-0.57	14.15	24.00	-9.85	
6	6505	111	996T	12.08	11.87	14.99	-3.39	11.60	24.00	-12.40	
7	6665	143	996T	12.62	11.21	14.98	-3.92	11.06	24.00	-12.94	
	6825	175	996T	12.08	11.53	14.82	-3.92	10.90	24.00	-13.10	
8	6985	207	996T	11.70	12.23	14.98	-4.08	10.90	24.00	-13.10	

Table 7-51. MIMO 160MHz (L) BW 802.11ax (UNII) Maximum Conducted Output Power – LPI/SP

160MHz BW	Band	Freq [MHz]	Channel	Tones	Average Conducted Power (dBm)			Directional Ant. Gain [dBi]	Max e.i.r.p. [dBm]	Max e.i.r.p. Limit [dBm]	e.i.r.p. margin
					RU Index: 67						
					ANT1	ANT2	MIMO				
5	6025	15	996T	11.78	11.64	14.72	-0.57	14.15	24.00	-9.85	
	6185	47	996T	11.85	11.51	14.69	-0.57	14.12	24.00	-9.88	
	6345	79	996T	11.27	11.99	14.66	-0.57	14.09	24.00	-9.91	
6	6505	111	996T	11.48	11.72	14.61	-3.39	11.22	24.00	-12.78	
7	6665	143	996T	12.37	11.51	14.97	-3.92	11.05	24.00	-12.95	
	6825	175	996T	12.08	11.52	14.82	-3.92	10.90	24.00	-13.10	
8	6985	207	996T	11.76	11.72	14.75	-4.08	10.67	24.00	-13.33	

Table 7-52. MIMO 160MHz (U) BW 802.11ax (UNII) Maximum Conducted Output Power – LPI/SP

FCC ID: A3LSMS916U	MEASUREMENT REPORT (CERTIFICATION)		Approved by: Technical Manager
Test Report S/N: 1M2209010097-16.A3L	Test Dates: 9/03/2022 – 11/18/2022	EUT Type: Portable Handset	Page 139 of 413

## MIMO Maximum Conducted Output Power Measurements (2x996 Tones)

160MHz BW	Band	Freq [MHz]	Channel	Tones	Average Conducted Power (dBm)			Directional Ant. Gain [dBi]	Max e.i.r.p. [dBm]	Max e.i.r.p. Limit [dBm]	e.i.r.p. margin
					RU Index: 67						
					ANT1	ANT2	MIMO				
5	6025	15	996T	11.52	12.20	14.88	-0.57	14.31	24.00	-9.69	
	6185	47	996T	11.89	12.05	14.98	-0.57	14.41	24.00	-9.59	
6	6345	79	996T	11.43	12.46	14.99	-0.57	14.42	24.00	-9.58	
	6505	111	996T	11.58	12.06	14.84	-3.39	11.45	24.00	-12.55	
7	6665	143	996T	12.32	11.59	14.98	-3.92	11.06	24.00	-12.94	
	6825	175	996T	11.92	11.76	14.85	-3.92	10.93	24.00	-13.07	
8	6985	207	996T	11.55	12.21	14.90	-4.08	10.82	24.00	-13.18	

**Table 7-53. MIMO 160MHz BW 802.11ax (UNII) Maximum Conducted Output Power – LPI/SP**

### Sample MIMO Calculation:

At 5935MHz in 802.11ax (20MHz BW – 26 Tones) mode, the average conducted output power was measured to be -1.33 dBm for Antenna-1 and -1.43 dBm for Antenna-2.

$$\text{Antenna 1} + \text{Antenna 2} = \text{MIMO}$$

$$(-1.33 \text{ dBm} + -1.43 \text{ dBm}) = (0.736 \text{ mW} + 0.719 \text{ mW}) = 1.455 \text{ mW} = 1.63 \text{ dBm}$$

### Sample Directional Gain Calculation:

Per ANSI C63.10-2013 Section 14.4.3, the directional gain is calculated using the following formula, where GN is the gain of the nth antenna and NANT, the total number of antennas used.

$$\text{Directional gain} = 10 \log\left[\frac{(10^{G_1/20} + 10^{G_2/20} + \dots + 10^{G_N/20})^2}{N_{\text{ANT}}}\right] \text{ dBi}$$

### Sample e.i.r.p. Calculation:

At 5935MHz in 802.11ax (20MHz BW – 26 Tones) mode, the average MIMO conducted power was calculated to be 1.63 dBm with directional gain of -2.85 dBi.

$$\text{e.i.r.p. (dBm)} = \text{Conducted Power (dBm)} + \text{Ant gain (dBi)}$$

$$1.63 \text{ dBm} + -2.85 \text{ dBi} = -1.22 \text{ dBm}$$

FCC ID: A3LSMS916U	MEASUREMENT REPORT (CERTIFICATION)		Approved by: Technical Manager
Test Report S/N: 1M2209010097-16.A3L	Test Dates: 9/03/2022 – 11/18/2022	EUT Type: Portable Handset	Page 140 of 413

## 7.4 Maximum Power Spectral Density – 802.11ax §15.407(a)(7), §15.407(a)(8)

### Test Overview and Limit

The spectrum analyzer was connected to the antenna terminal while the EUT was operating at its maximum duty cycle, at its maximum power control level, as defined in ANSI C63.10-2013 and KDB 789033 D02 v02r01, and at the appropriate frequencies. Method SA-1, as defined in ANSI C63.10-2013 and KDB 789033 D02 v02r01, was used to measure the power spectral density.

***For client devices in the 5.925-7.125 GHz bands, the maximum power spectral density must not exceed -1 dBm e.i.r.p. in any 1-megahertz band***

***For client devices operating under the control of a standard power access point in the 5.925-7.125 GHz bands, the maximum power spectral density must not exceed 17 dBm e.i.r.p. in any 1-megahertz band***

### Test Procedure Used

ANSI C63.10-2013 – Section 12.3.2.2  
 KDB 789033 D02 v02r01 – Section F  
 ANSI C63.10-2013 – Section 14.3.2.2 Measure-and-Sum Technique  
 KDB 662911 v02r01 – Section E)2) Measure-and-Sum Technique

### Test Settings

1. Analyzer was set to the center frequency of the UNII channel under investigation
2. Span was set to encompass the entire emission bandwidth of the signal
3. RBW = 1MHz
4. VBW = 3MHz
5. Number of sweep points  $\geq 2 \times$  (span/RBW)
6. Sweep time = auto
7. Detector = power averaging (RMS)
8. Trigger was set to free run for all modes
9. Trace was averaged over 100 sweeps
10. The peak search function of the spectrum analyzer was used to find the peak of the spectrum.

### Test Setup

The EUT and measurement equipment were set up as shown in the diagram below.



**Figure 7-3. Test Instrument & Measurement Setup**

### Test Notes

None

FCC ID: A3LSMS916U	<b>MEASUREMENT REPORT (CERTIFICATION)</b>		<b>Approved by:</b> Technical Manager
<b>Test Report S/N:</b> 1M2209010097-16.A3L	<b>Test Dates:</b> 9/03/2022 – 11/18/2022	<b>EUT Type:</b> Portable Handset	Page 141 of 413

## MIMO Power Spectral Density Measurements (26 Tones)

	Frequency [MHz]	Channel	802.11 MODE	Antenna-1 Power Density [dBm]	Antenna-2 Power Density [dBm]	Antenna-1 Gain [dBi]	Antenna-2 Gain [dBi]	Summed MIMO Power Density [dBm]	Directional Gain [dBi]	EIRP [dBm]	Max EIRP [dBm]	Margin [dB]
Band 5	5935	2	ax (20MHz)	-4.56	-3.23	-2.07	-5.42	-0.83	-0.57	-1.41	-1	-0.41
	6175	45	ax (20MHz)	-5.65	-4.40	-3.77	-6.80	-1.97	-2.14	-4.11	-1	-3.11
	6415	93	ax (20MHz)	-3.66	-1.97	-7.31	-5.57	0.28	-3.39	-3.11	-1	-2.11
	5695	3	ax (40MHz)	-4.27	-3.89	-2.07	-5.42	-1.07	-0.57	-1.64	-1	-0.64
	6165	43	ax (40MHz)	-2.39	-1.50	-3.77	-6.80	1.09	-2.14	-1.06	-1	-0.06
	6405	91	ax (40MHz)	-2.79	-1.06	-7.31	-5.57	1.17	-3.39	-2.21	-1	-1.21
	5985	7	ax (80MHz)	-4.15	-3.25	-2.07	-5.42	-0.67	-0.57	-1.24	-1	-0.24
	6145	39	ax (80MHz)	-5.26	-4.07	-3.77	-6.80	-1.61	-2.14	-3.75	-1	-2.75
	6385	87	ax (80MHz)	-4.85	-1.88	-7.20	-6.99	-0.10	-4.08	-4.19	-1	-3.19
	6025	15	ax (160MHz)	-5.15	-3.78	-3.95	-6.21	-1.40	-2.00	-3.40	-1	-2.40
6185	47	ax (160MHz)	-2.63	-1.79	-3.77	-6.80	0.82	-2.14	-1.33	-1	-0.33	
6345	79	ax (160MHz)	-3.59	-0.37	-7.20	-6.99	1.32	-4.08	-2.76	-1	-1.76	
Band 6	6435	97	ax (20MHz)	-2.48	-1.09	-7.31	-5.57	1.28	-3.39	-2.10	-1	-1.10
	6475	105	ax (20MHz)	-2.48	-0.95	-7.31	-5.57	1.36	-3.39	-2.03	-1	-1.03
	6515	113	ax (20MHz)	-2.62	-0.97	-8.01	-6.54	-1.29	-4.23	-2.94	-1	-1.94
	6445	99	ax (40MHz)	-1.90	-0.67	-7.31	-5.57	1.77	-3.39	-1.62	-1	-0.62
	6485	107	ax (40MHz)	-2.67	-0.84	-7.31	-5.57	1.35	-3.39	-2.04	-1	-1.04
	6525	115	ax (40MHz)	-2.48	-0.77	-8.01	-6.54	1.47	-4.23	-2.76	-1	-1.76
	6465	103	ax (80MHz)	-2.75	-1.68	-7.31	-5.57	0.83	-3.39	-2.55	-1	-1.55
	6505	111	ax (160MHz)	-3.74	-1.47	-8.01	-6.54	0.55	-4.23	-3.68	-1	-2.68
Band 7	6535	117	ax (20MHz)	-2.94	-0.97	-8.01	-6.54	1.17	-4.23	-3.07	-1	-2.07
	6695	149	ax (20MHz)	-3.11	-2.27	-8.54	-8.05	0.34	-5.28	-4.94	-1	-3.94
	6875	185	ax (20MHz)	-3.08	-2.38	-7.33	-8.06	0.30	-4.68	-4.38	-1	-3.38
	6565	123	ax (40MHz)	-3.21	-0.75	-8.01	-6.54	1.20	-4.23	-3.04	-1	-2.04
	6725	155	ax (40MHz)	-2.48	-1.68	-8.67	-8.80	0.95	-5.72	-4.77	-1	-3.77
	6845	179	ax (40MHz)	-2.05	-1.15	-7.33	-8.06	1.43	-4.68	-3.24	-1	-2.24
	6545	119	ax (80MHz)	-3.10	-0.60	-8.01	-6.54	1.34	-4.23	-2.89	-1	-1.89
	6705	151	ax (80MHz)	-4.08	-2.03	-8.67	-8.80	0.07	-5.72	-5.65	-1	-4.65
	6865	183	ax (80MHz)	-3.35	-2.57	-7.33	-8.06	0.07	-4.68	-4.61	-1	-3.61
	6665	143	ax (160MHz)	-2.66	-0.15	-8.54	-8.05	1.79	-5.28	-3.49	-1	-2.49
	6825	175	ax (160MHz)	-2.59	-1.88	-7.33	-8.06	0.79	-4.68	-3.89	-1	-2.89
	Band 8	6895	189	ax (20MHz)	-3.88	-2.09	-7.33	-8.06	0.11	-4.68	-4.56	-1
6995		209	ax (20MHz)	-3.45	-1.78	-7.88	-6.66	0.48	-4.24	-3.76	-1	-2.76
7115		233	ax (20MHz)	-1.70	-1.17	-8.11	-6.36	1.58	-4.18	-2.60	-1	-1.60
6885		187	ax (40MHz)	-2.54	-1.13	-7.33	-8.06	1.23	-4.68	-3.44	-1	-2.44
7005		211	ax (40MHz)	-2.20	-1.26	-8.25	-7.65	1.31	-4.93	-3.63	-1	-2.63
7085		227	ax (40MHz)	-2.01	-1.03	-8.25	-7.65	1.51	-4.93	-3.42	-1	-2.42
6945		199	ax (80MHz)	-3.97	-1.83	-7.88	-6.66	0.24	-4.24	-4.00	-1	-3.00
7025		215	ax (80MHz)	-1.98	-1.30	-8.25	-7.65	1.38	-4.93	-3.55	-1	-2.55
6985	207	ax (160MHz)	-2.16	-0.92	-7.88	-6.66	1.52	-4.24	-2.72	-1	-1.72	

Table 7-54. MIMO e.i.r.p. Conducted Power Spectral Density Measurements (26 Tones) – LPI

FCC ID: A3LSMS916U	MEASUREMENT REPORT (CERTIFICATION)		Approved by: Technical Manager
Test Report S/N: 1M2209010097-16.A3L	Test Dates: 9/03/2022 – 11/18/2022	EUT Type: Portable Handset	Page 142 of 413

	Frequency [MHz]	Channel	802.11 MODE	Antenna-1 Power Density [dBm]	Antenna-2 Power Density [dBm]	Antenna-1 Gain [dBi]	Antenna-2 Gain [dBi]	Summed MIMO Power Density [dBm]	Directional Gain [dBi]	EIRP [dBm]	Max EIRP [dBm]	Margin [dB]
Band 5	5935	2	ax (20MHz)	7.48	7.57	-2.07	-5.42	10.54	-0.57	9.96	17	-7.04
	6175	45	ax (20MHz)	7.68	9.21	-3.77	-6.80	11.52	-2.14	9.38	17	-7.62
	6415	93	ax (20MHz)	7.56	7.36	-7.31	-5.57	10.47	-3.39	7.09	17	-9.91
	5965	3	ax (40MHz)	7.67	8.11	-2.07	-5.42	10.91	-0.57	10.33	17	-6.67
	6165	43	ax (40MHz)	7.80	7.85	-3.77	-6.80	10.84	-2.14	8.69	17	-8.31
	6405	91	ax (40MHz)	7.55	7.57	-7.31	-5.57	10.57	-3.39	7.18	17	-9.82
	5985	7	ax (80MHz)	8.20	7.73	-2.07	-5.42	10.98	-0.57	10.41	17	-6.59
	6145	39	ax (80MHz)	7.69	7.89	-3.77	-6.80	10.80	-2.14	8.66	17	-8.34
	6385	87	ax (80MHz)	7.70	7.72	-7.20	-6.99	10.72	-4.08	6.64	17	-10.36
	6025	15	ax (160MHz)	6.05	7.02	-3.95	-6.21	9.58	-2.00	7.58	17	-9.42
	6185	47	ax (160MHz)	7.32	7.85	-3.77	-6.80	10.60	-2.14	8.46	17	-8.54
	6345	79	ax (160MHz)	7.18	7.58	-8.01	-6.54	10.39	-4.23	6.16	17	-10.84
Band 7	6535	117	ax (20MHz)	7.39	7.59	-7.33	-8.06	10.50	-4.68	5.82	17	-11.18
	6695	149	ax (20MHz)	6.16	6.41	-8.54	-8.05	9.29	-5.28	4.01	17	-12.99
	6875	185	ax (20MHz)	6.88	6.55	-7.33	-8.06	9.73	-4.68	5.05	17	-11.95
	6565	123	ax (40MHz)	7.51	7.93	-8.01	-6.54	10.73	-4.23	6.50	17	-10.50
	6725	155	ax (40MHz)	7.67	7.55	-8.67	-8.80	10.62	-5.72	4.89	17	-12.11
	6845	179	ax (40MHz)	7.22	7.95	-7.33	-8.06	10.61	-4.68	5.94	17	-11.06
	6545	119	ax (80MHz)	7.13	7.28	-8.01	-6.54	10.22	-4.23	5.98	17	-11.02
	6705	151	ax (80MHz)	6.08	5.89	-8.67	-8.80	9.00	-5.72	3.27	17	-13.73
	6865	183	ax (80MHz)	6.37	6.74	-7.33	-8.06	9.56	-4.68	4.89	17	-12.11
	6665	143	ax (160MHz)	6.86	6.81	-8.54	-8.05	9.85	-5.28	4.56	17	-12.44
	6825	175	ax (160MHz)	6.76	6.76	-7.33	-8.06	9.77	-4.68	5.09	17	-11.91

**Table 7-55. MIMO e.i.r.p. Conducted Power Spectral Density Measurements (26 Tones) - SP**

	Frequency [MHz]	Channel	802.11 MODE	Antenna-1 Power Density [dBm]	Antenna-2 Power Density [dBm]	Antenna-1 Gain [dBi]	Antenna-2 Gain [dBi]	Summed MIMO Power Density [dBm]	Directional Gain [dBi]	EIRP [dBm]	Max EIRP [dBm]	Margin [dB]
Band 5	5935	2	ax (20MHz)	-3.31	-3.62	-2.07	-5.42	-0.45	-0.57	-1.03	-1	-0.03
	6175	45	ax (20MHz)	-4.21	-3.93	-3.77	-6.80	-1.06	-2.14	-3.20	-1	-2.20
	6415	93	ax (20MHz)	-1.11	-1.80	-7.31	-5.57	1.57	-3.39	-1.82	-1	-0.82
	5965	3	ax (40MHz)	-3.80	-3.87	-2.07	-5.42	-0.83	-0.57	-1.40	-1	-0.40
	6165	43	ax (40MHz)	-3.41	-4.04	-3.77	-6.80	-0.70	-2.14	-2.85	-1	-1.85
	6405	91	ax (40MHz)	-3.47	-4.40	-7.31	-5.57	-0.90	-3.39	-4.29	-1	-3.29
	5985	7	ax (80MHz)	-4.46	-4.35	-2.07	-5.42	-1.39	-0.57	-1.97	-1	-0.97
	6145	39	ax (80MHz)	-4.46	-6.28	-3.77	-6.80	-2.26	-2.14	-4.41	-1	-3.41
	6385	87	ax (80MHz)	-4.78	-4.69	-7.20	-6.99	-1.72	-4.08	-5.81	-1	-4.81
	6025	15	ax (160MHz)	-6.81	-6.67	-3.95	-6.21	-3.73	-4.93	-8.67	-1	-7.67
	6185	47	ax (160MHz)	-6.51	-6.74	-3.77	-6.80	-3.61	-5.03	-8.64	-1	-7.64
	6345	79	ax (160MHz)	-6.90	-6.53	-7.20	-6.99	-3.70	-7.09	-10.79	-1	-9.79
Band 6	6435	97	ax (20MHz)	-0.90	-1.78	-7.31	-5.57	1.69	-3.39	-1.69	-1	-0.69
	6475	105	ax (20MHz)	-1.60	-1.37	-7.31	-5.57	1.53	-3.39	-1.86	-1	-0.86
	6515	113	ax (20MHz)	-1.33	-1.50	-8.01	-6.54	1.60	-4.23	-2.63	-1	-1.63
	6445	99	ax (40MHz)	-3.32	-4.45	-7.31	-5.57	-0.84	-3.39	-4.22	-1	-3.22
	6485	107	ax (40MHz)	-3.23	-3.60	-7.31	-5.57	-0.40	-3.39	-3.78	-1	-2.78
	6525	115	ax (40MHz)	-3.09	-3.82	-8.01	-6.54	-0.43	-4.23	-4.66	-1	-3.66
Band 7	6465	103	ax (80MHz)	-5.66	-5.34	-7.31	-5.57	-2.49	-3.39	-5.87	-1	-4.87
	6505	111	ax (160MHz)	-6.28	-6.35	-8.01	-6.54	-3.30	-7.21	-10.52	-1	-9.52
	6535	117	ax (20MHz)	-1.43	-1.71	-8.01	-6.54	1.45	-4.23	-2.79	-1	-1.79
	6695	149	ax (20MHz)	-1.32	-1.85	-8.54	-8.05	1.43	-5.28	-3.85	-1	-2.85
	6875	185	ax (20MHz)	-1.22	-1.85	-7.33	-8.06	1.49	-4.68	-3.19	-1	-2.19
	6565	123	ax (40MHz)	-3.49	-3.45	-8.01	-6.54	-0.45	-4.23	-4.69	-1	-3.69
	6725	155	ax (40MHz)	-3.10	-4.05	-8.67	-8.80	-0.54	-5.72	-6.26	-1	-5.26
	6845	179	ax (40MHz)	-3.82	-3.89	-7.33	-8.06	-0.84	-4.68	-5.52	-1	-4.52
	6545	119	ax (80MHz)	-5.37	-5.21	-8.01	-6.54	-2.28	-4.23	-6.51	-1	-5.51
	6705	151	ax (80MHz)	-4.41	-5.58	-8.67	-8.80	-1.94	-5.72	-7.67	-1	-6.67
	6865	183	ax (80MHz)	-4.61	-4.83	-7.33	-8.06	-1.71	-4.68	-6.39	-1	-5.39
	6665	143	ax (160MHz)	-6.29	-7.47	-8.54	-8.05	-3.83	-8.29	-12.12	-1	-11.12
Band 8	6825	175	ax (160MHz)	-6.26	-6.83	-7.33	-8.06	-3.53	-7.68	-11.21	-1	-10.21
	6895	189	ax (20MHz)	-1.10	-1.70	-7.33	-8.06	1.62	-4.68	-3.05	-1	-2.05
	6995	209	ax (20MHz)	-1.32	-1.98	-7.88	-6.66	1.37	-4.24	-2.87	-1	-1.87
	7115	233	ax (20MHz)	-1.65	-2.13	-8.11	-6.36	1.13	-4.18	-3.05	-1	-2.05
	6885	187	ax (40MHz)	-2.74	-3.75	-7.33	-8.06	-0.20	-4.68	-4.88	-1	-3.88
	7005	211	ax (40MHz)	-3.67	-4.14	-8.25	-7.65	-0.89	-4.93	-5.82	-1	-4.82
	7085	227	ax (40MHz)	-3.49	-3.78	-8.25	-7.65	-0.62	-4.93	-5.56	-1	-4.56
	6945	199	ax (80MHz)	-4.36	-5.22	-7.88	-6.66	-1.76	-4.24	-5.99	-1	-4.99
	7025	215	ax (80MHz)	-4.07	-5.13	-8.25	-7.65	-1.56	-4.93	-6.49	-1	-5.49
	6985	207	ax (160MHz)	-6.65	-5.77	-7.88	-6.66	-3.18	-7.23	-10.41	-1	-9.41

**Table 7-56. MIMO e.i.r.p. Conducted Power Spectral Density Measurements (Full Tones) – LPI/SP**

FCC ID: A3LSMS916U	MEASUREMENT REPORT (CERTIFICATION)		Approved by: Technical Manager
Test Report S/N: 1M2209010097-16.A3L	Test Dates: 9/03/2022 – 11/18/2022	EUT Type: Portable Handset	Page 143 of 413

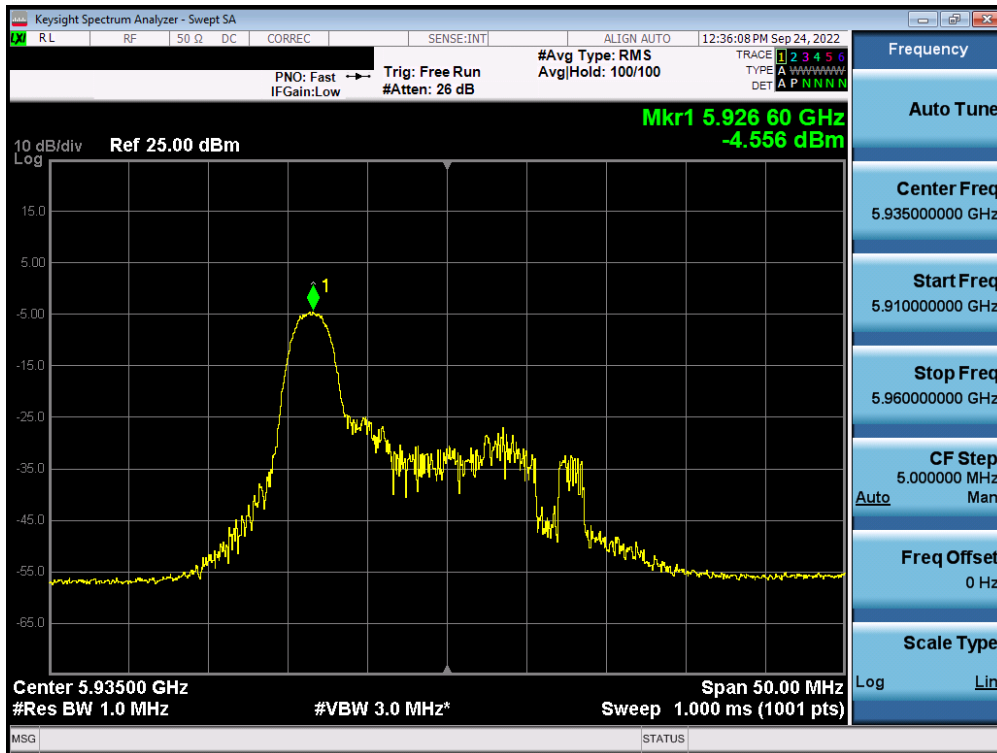
	Frequency [MHz]	Channel	802.11 MODE	Antenna-1 Power Density [dBm]	Antenna-2 Power Density [dBm]	Antenna-1 Gain [dBi]	Antenna-2 Gain [dBi]	Summed MIMO Power Density [dBm]	Directional Gain [dBi]	EIRP [dBm]	Max EIRP [dBm]	Margin [dB]
Band 5	5935	2	ax (20MHz)	-0.68	-1.43	-2.07	-5.42	1.97	-0.57	1.39	17	-15.61
	6175	45	ax (20MHz)	-1.31	-1.70	-3.77	-6.80	1.51	-2.14	-0.63	17	-17.63
	6415	93	ax (20MHz)	-0.75	-1.55	-7.31	-5.57	1.88	-3.39	-1.51	17	-18.51
	5965	3	ax (40MHz)	-2.26	-2.74	-2.07	-5.42	0.52	-0.57	-0.06	17	-17.06
	6165	43	ax (40MHz)	-3.10	-3.39	-3.77	-6.80	-0.23	-2.14	-2.38	17	-19.38
	6405	91	ax (40MHz)	-3.05	-3.88	-7.31	-5.57	-0.43	-3.39	-3.82	17	-20.82

**Table 7-57. MIMO e.i.r.p. Conducted Power Spectral Density Measurements (Full Tones) – SP**

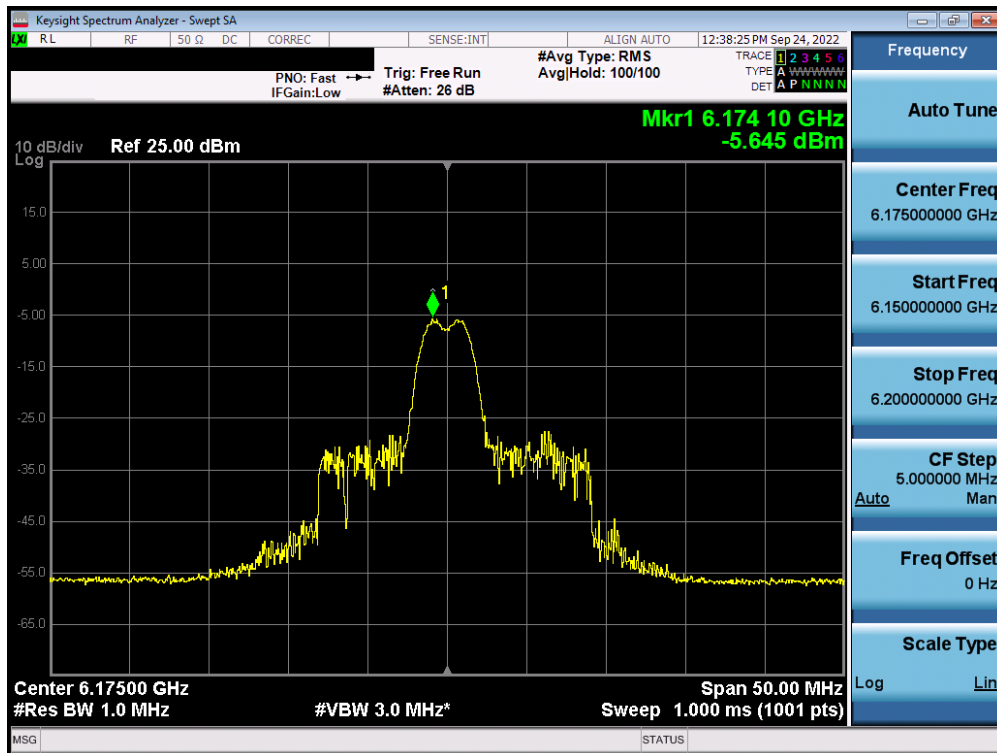
<b>FCC ID:</b> A3LSMS916U	<b>MEASUREMENT REPORT (CERTIFICATION)</b>		<b>Approved by:</b> Technical Manager
<b>Test Report S/N:</b> 1M2209010097-16.A3L	<b>Test Dates:</b> 9/03/2022 – 11/18/2022	<b>EUT Type:</b> Portable Handset	Page 144 of 413



## MIMO Antenna-1 Power Spectral Density Measurements (26 Tones) - LPI

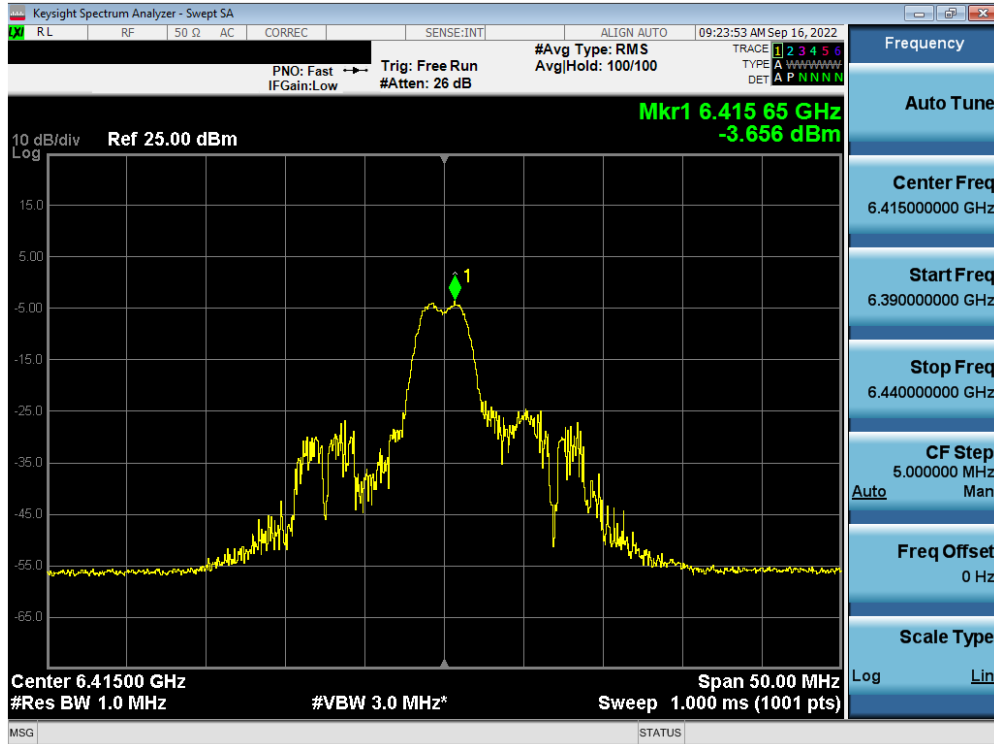


Plot 7-219. Power Spectral Density Plot MIMO ANT1 (20MHz BW 802.11ax (26 Tones) UNII Band 5) – Ch. 2 – LPI

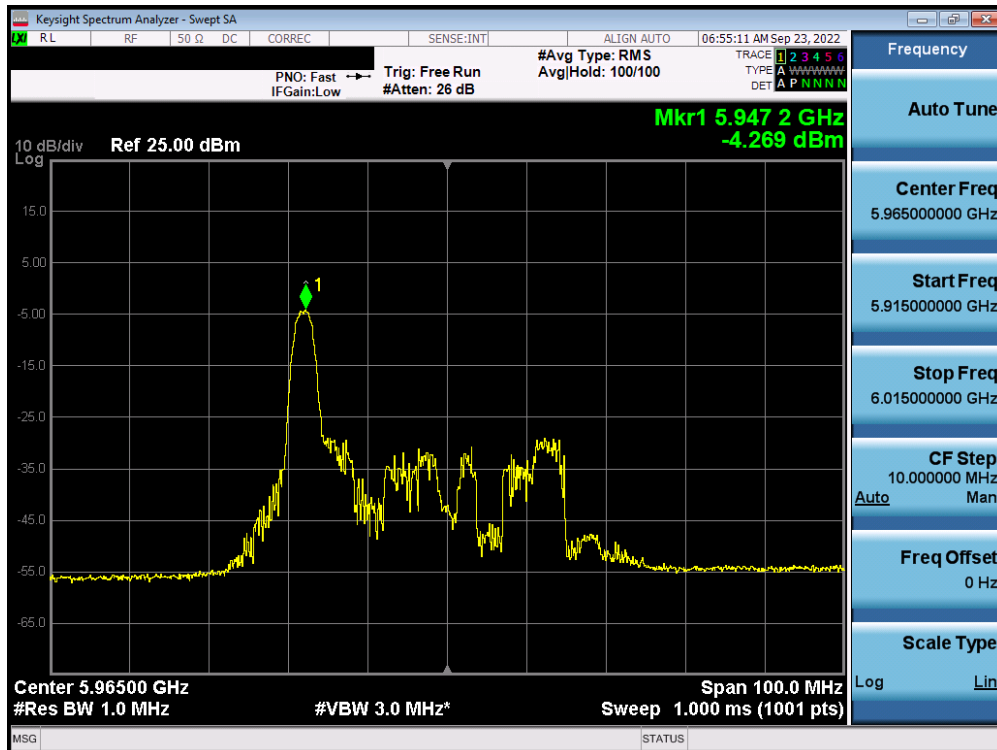


Plot 7-220. Power Spectral Density Plot MIMO ANT1 (20MHz BW 802.11ax (26 Tones) (UNII Band 5) – Ch. 45) – LPI

FCC ID: A3LSMS916U	MEASUREMENT REPORT (CERTIFICATION)		Approved by: Technical Manager
Test Report S/N: 1M2209010097-16.A3L	Test Dates: 9/03/2022 – 11/18/2022	EUT Type: Portable Handset	Page 145 of 413



Plot 7-221. Power Spectral Density Plot MIMO ANT1 (20MHz BW 802.11ax (26 Tones) UNII Band 5) – Ch. 93) – LPI



Plot 7-222. Power Spectral Density Plot MIMO ANT1 (40MHz BW 802.11ax (26 Tones) (UNII Band 5) – Ch. 3) – LPI

FCC ID: A3LSMS916U	MEASUREMENT REPORT (CERTIFICATION)		Approved by: Technical Manager
Test Report S/N: 1M2209010097-16.A3L	Test Dates: 9/03/2022 – 11/18/2022	EUT Type: Portable Handset	Page 146 of 413