



17. TEST PHOTOGRAPHS

See following Attached Pages for setup photographs.

FCC ID: A3LSMS777C	 PCTEST ENGINEERING LABORATORY, INC.	HAC (RF EMISSIONS) TEST REPORT		Reviewed by: Quality Manager
Filename: 0Y1502050384.A3L	Test Dates: 02/09/2015 - 02/11/2015	EUT Type: Portable Handset	Page 55 of 57	




Figure 17-1
Ear Reference Point HAC Phantom Alignment






Figure 17-2
HAC Phantom Plane Alignment

FCC ID: A3LSMS777C		HAC (RF EMISSIONS) TEST REPORT		Reviewed by: Quality Manager
Filename: 0Y1502050384.A3L	Test Dates: 02/09/2015 - 02/11/2015	EUT Type: Portable Handset	Page 56 of 57	

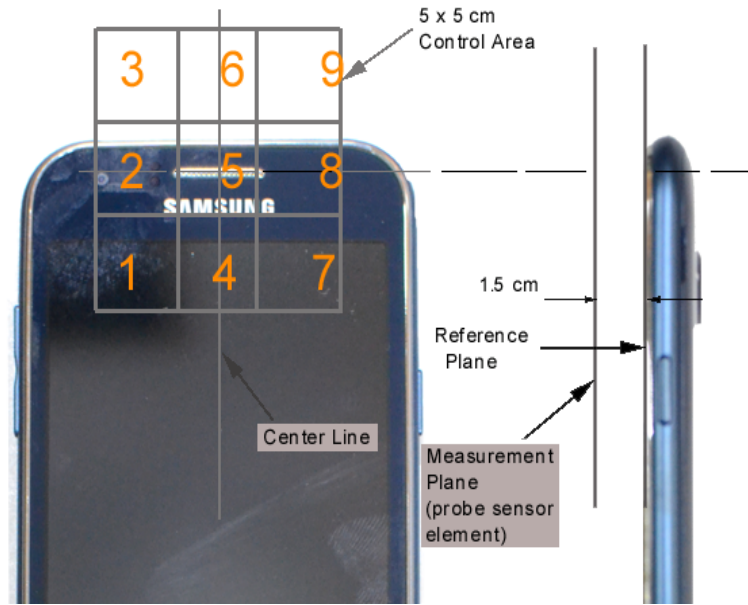




Figure 17-3 5x5 Scan grid above WD



Figure 17-4 E-Field WD Scan overlay

FCC ID: A3LSMS777C	 PCTEST ENGINEERING LABORATORY, INC.	HAC (RF EMISSIONS) TEST REPORT		Reviewed by: Quality Manager
Filename: 0Y1502050384.A3L	Test Dates: 02/09/2015 - 02/11/2015	EUT Type: Portable Handset		Page 57 of 57