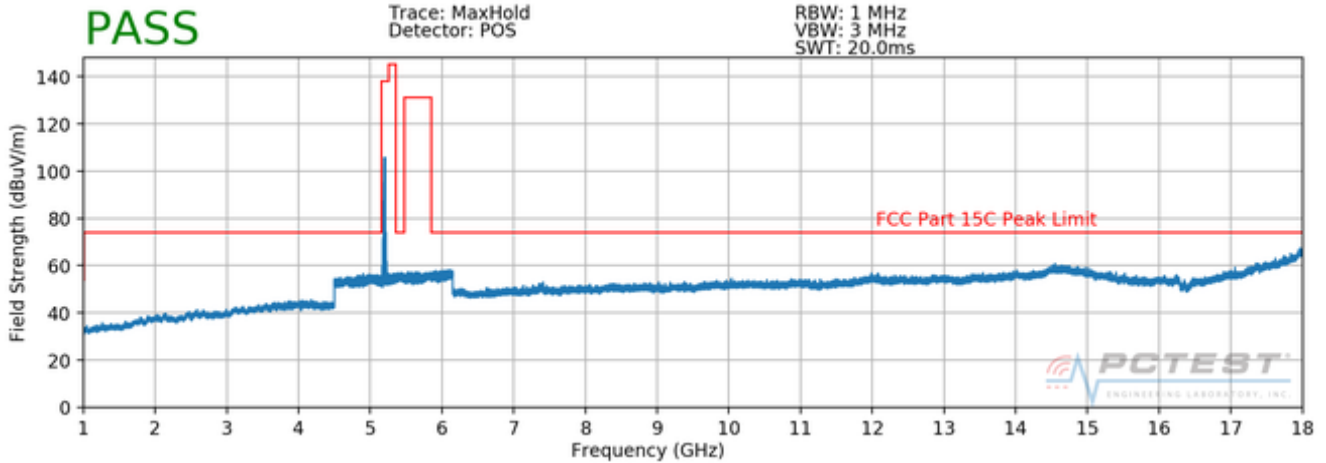
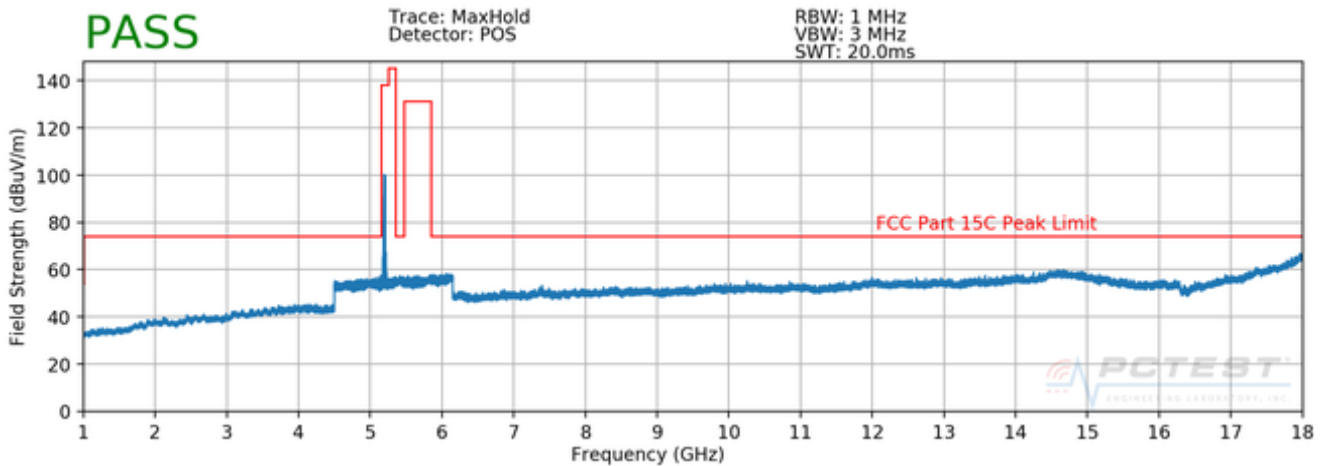


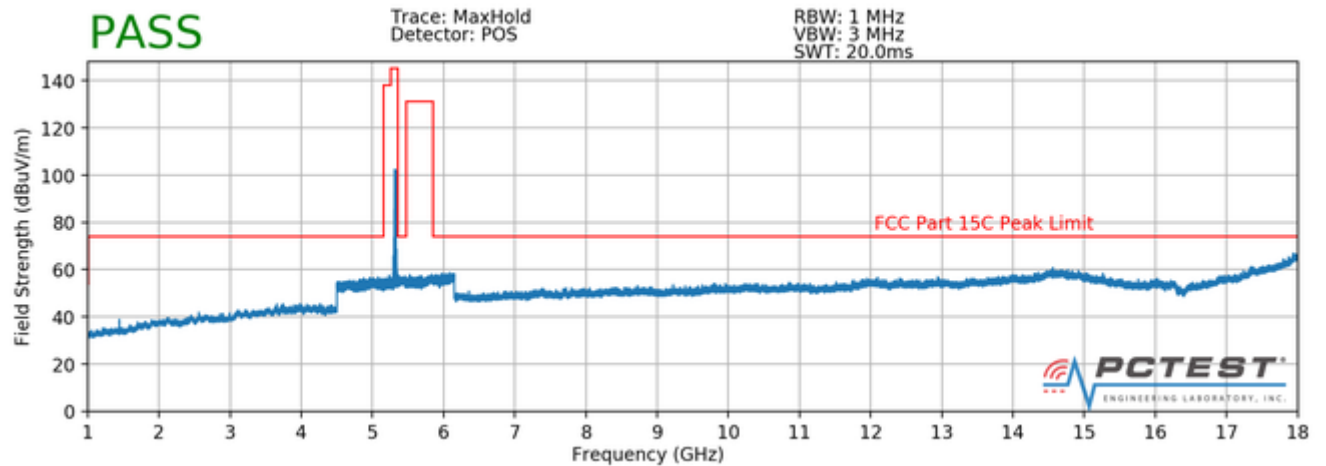
7.7.2 Antenna-2 Radiated Spurious Emission Measurements



Plot 7-169. Radiated Spurious Plot above 1GHz (802.11a – U1 Ch. 40, Ant. Pol. H)

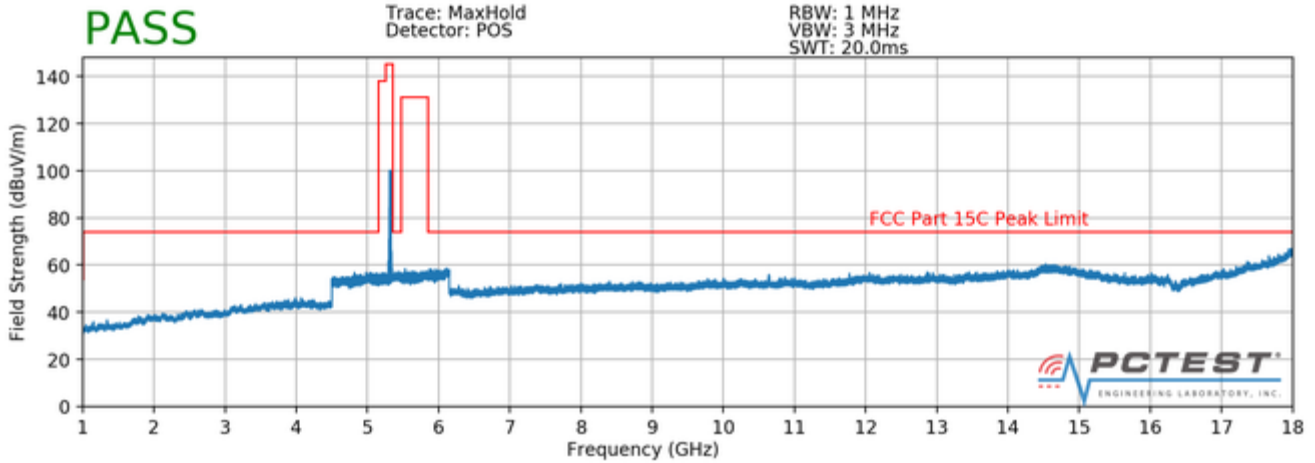


Plot 7-170. Radiated Spurious Plot above 1GHz (802.11a – U1 Ch. 40, Ant. Pol. V)

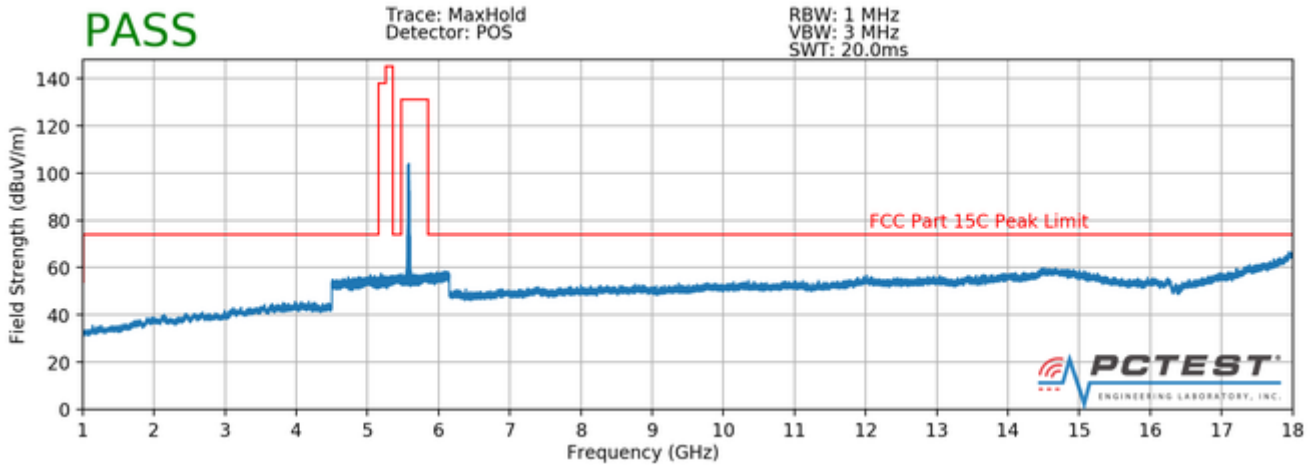


Plot 7-171. Radiated Spurious Plot above 1GHz (802.11a – U2A Ch. 56, Ant. Pol. H)

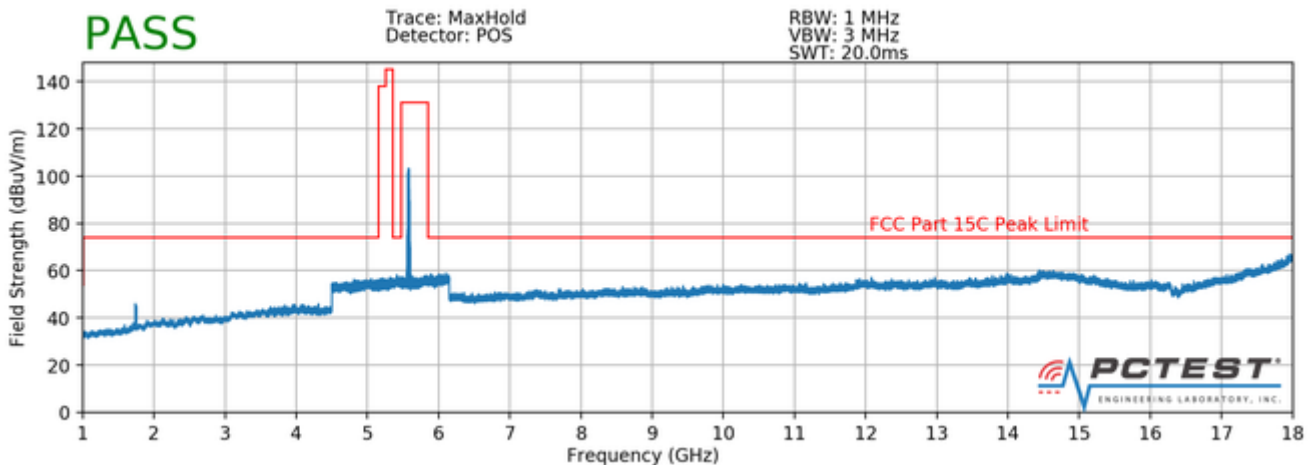
FCC ID: A3LSMG965KOR		MEASUREMENT REPORT (CERTIFICATION)		Approved by: Quality Manager
Test Report S/N: 1M1710200271-06.A3L	Test Dates: 10/20 - 12/5/2017	EUT Type: Portable Handset		Page 128 of 198



Plot 7-172. Radiated Spurious Plot above 1GHz (802.11a – U2A Ch. 56, Ant. Pol. V)

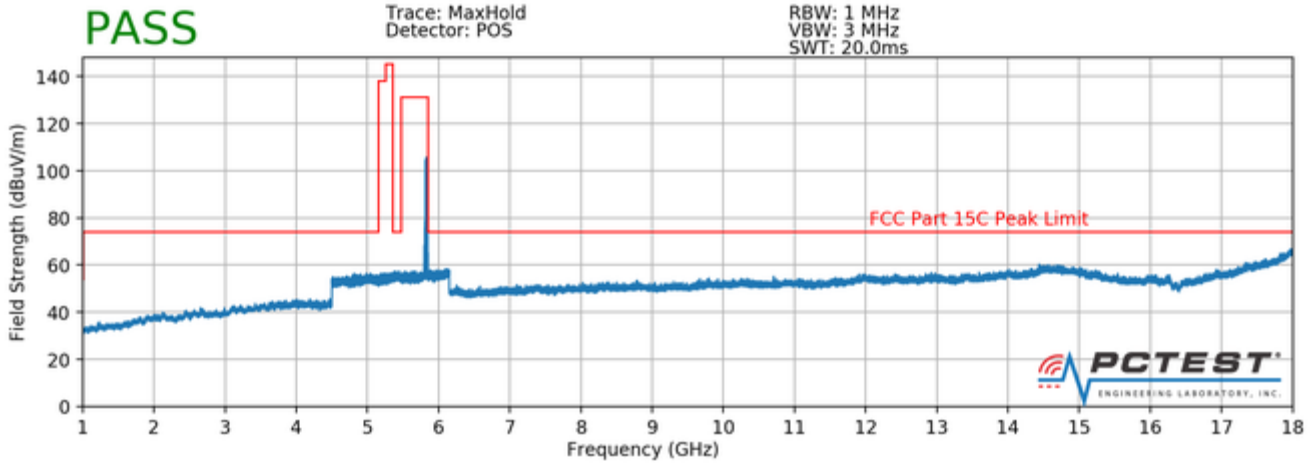


Plot 7-173. Radiated Spurious Plot above 1GHz (802.11a – U2C Ch. 120, Ant. Pol. H)

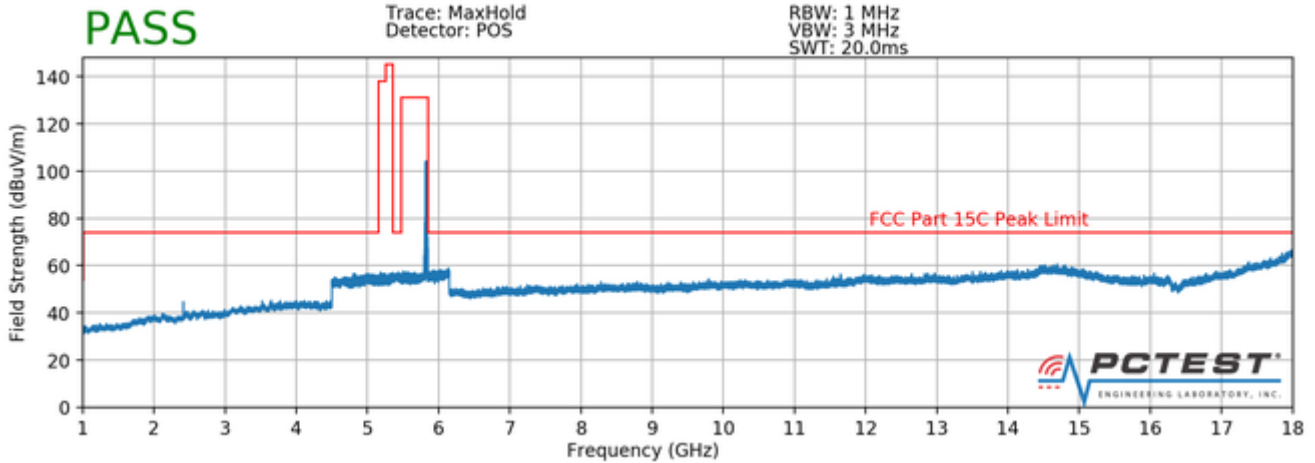


Plot 7-174. Radiated Spurious Plot above 1GHz (802.11a – U2C Ch. 120, Ant. Pol. V)

FCC ID: A3LSMG965KOR		MEASUREMENT REPORT (CERTIFICATION)		Approved by: Quality Manager
Test Report S/N: 1M1710200271-06.A3L	Test Dates: 10/20 - 12/5/2017	EUT Type: Portable Handset		Page 129 of 198



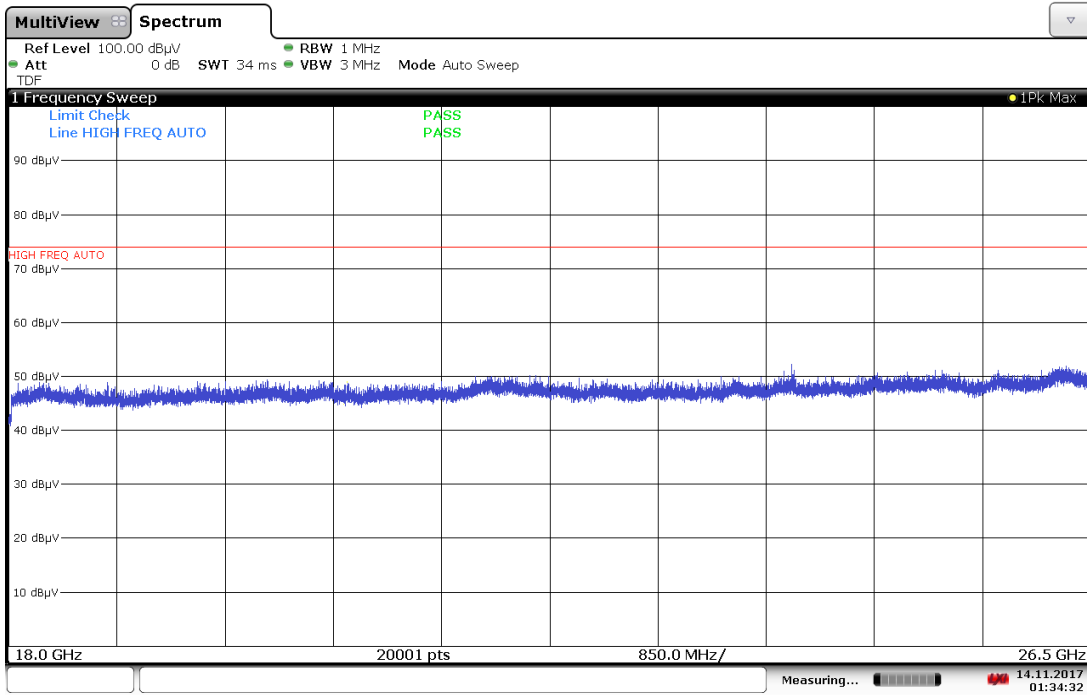
Plot 7-175. Radiated Spurious Plot above 1GHz (802.11a – U3 Ch. 157, Ant. Pol. H)



Plot 7-176. Radiated Spurious Plot above 1GHz (802.11a – U3 Ch. 157, Ant. Pol. V)

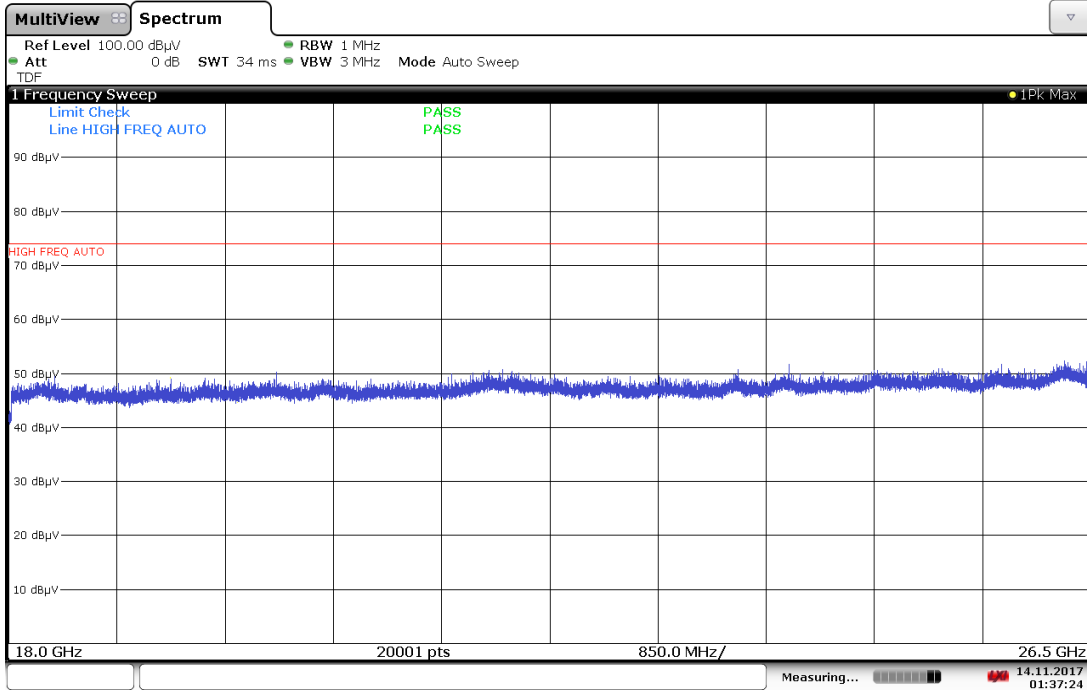
FCC ID: A3LSMG965KOR		MEASUREMENT REPORT (CERTIFICATION)		Approved by: Quality Manager
Test Report S/N: 1M1710200271-06.A3L	Test Dates: 10/20 - 12/5/2017	EUT Type: Portable Handset		Page 130 of 198

Antenna-2 Radiated Spurious Emissions Measurements (Above 18GHz)



01:34:33 14.11.2017

Plot 7-177. Radiated Spurious Plot above 18GHz - 26.5GHz (802.11a – Ant. Pol. H)

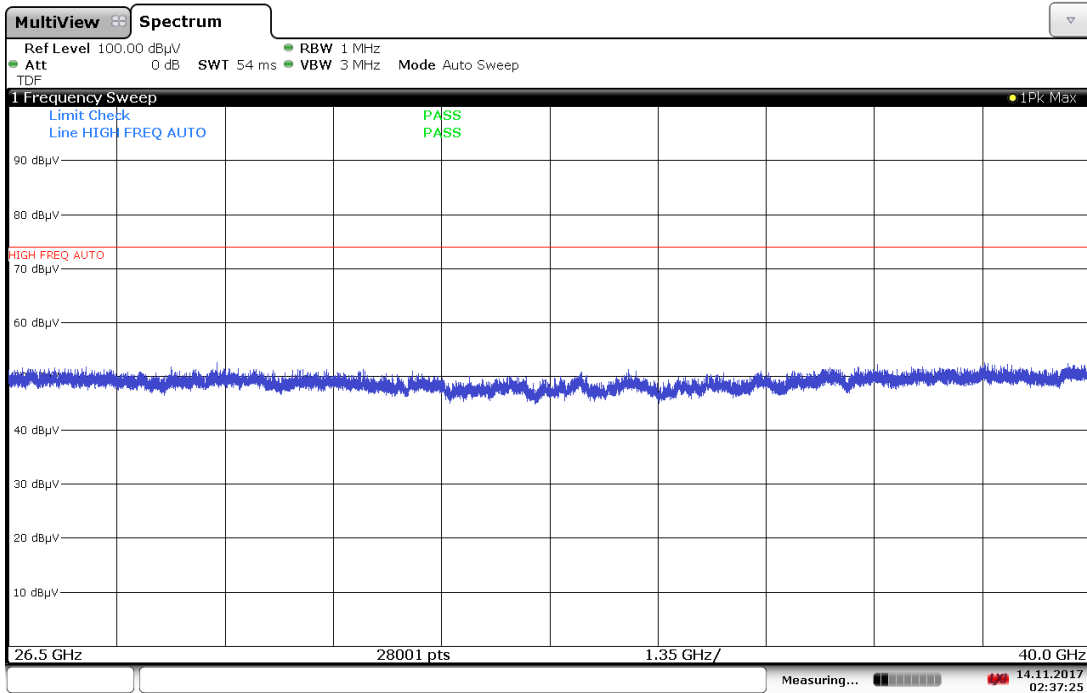


01:37:25 14.11.2017

Plot 7-178. Radiated Spurious Plot above 18GHz - 26.5GHz (802.11a – Ant. Pol. V)

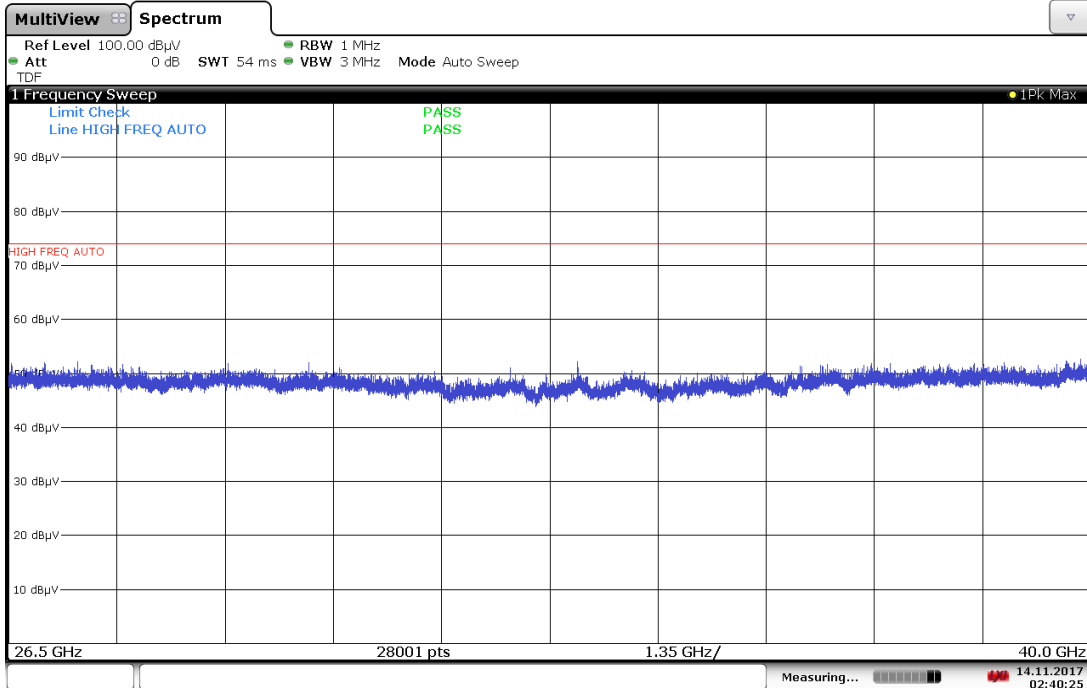
FCC ID: A3LSMG965KOR		MEASUREMENT REPORT (CERTIFICATION)		Approved by: Quality Manager
Test Report S/N: 1M1710200271-06.A3L	Test Dates: 10/20 - 12/5/2017	EUT Type: Portable Handset		Page 131 of 198

Antenna-2 Radiated Spurious Emissions Measurements (Above 18GHz)



02:37:26 14.11.2017

Plot 7-179. Radiated Spurious Plot 26.5GHz - 40GHz (802.11a – Ant. Pol. H)



02:40:26 14.11.2017

Plot 7-180. Radiated Spurious Plot above 26.5GHz - 40GHz (802.11a – Ant. Pol. V)

FCC ID: A3LSMG965KOR		MEASUREMENT REPORT (CERTIFICATION)		Approved by: Quality Manager
Test Report S/N: 1M1710200271-06.A3L	Test Dates: 10/20 - 12/5/2017	EUT Type: Portable Handset		Page 132 of 198

Antenna-2 Radiated Spurious Emission Measurements

§15.247(d) §15.205 & §15.209; RSS-Gen [8.9]

Worst Case Mode: 802.11a
 Worst Case Transfer Rate: 6Mbps
 Distance of Measurements: 1 & 3 Meters
 Operating Frequency: 5180MHz
 Channel: 36

Frequency [MHz]	Detector	Ant. Pol. [H/V]	Antenna Height [cm]	Turntable Azimuth [degree]	Analyzer Level [dBm]	AFCL [dB/m]	Distance Correction Factor [dB]	Field Strength [dBµV/m]	Limit [dBµV/m]	Margin [dB]
10360.00	Peak	V	104	69	-64.66	13.95	0.00	56.29	68.20	-11.91
* 15540.00	Average	V	106	140	-78.55	16.13	0.00	44.58	53.98	-9.40
* 15540.00	Peak	V	106	140	-64.72	16.13	0.00	58.41	73.98	-15.57
* 20720.00	Average	V	-	-	-71.24	7.94	-9.54	34.16	53.98	-19.82
* 20720.00	Peak	V	-	-	-59.87	7.94	-9.54	45.53	73.98	-28.45
25900.00	Peak	V	-	-	-56.88	8.46	-9.54	49.04	68.20	-19.16

Table 7-45. Radiated Measurements

Worst Case Mode: 802.11a
 Worst Case Transfer Rate: 6Mbps
 Distance of Measurements: 1 & 3 Meters
 Operating Frequency: 5200MHz
 Channel: 40

Frequency [MHz]	Detector	Ant. Pol. [H/V]	Antenna Height [cm]	Turntable Azimuth [degree]	Analyzer Level [dBm]	AFCL [dB/m]	Distance Correction Factor [dB]	Field Strength [dBµV/m]	Limit [dBµV/m]	Margin [dB]
10400.00	Peak	V	105	88	-64.56	15.30	0.00	57.74	68.20	-10.46
* 15600.00	Average	V	106	123	-78.31	15.91	0.00	44.60	53.98	-9.38
* 15600.00	Peak	V	106	123	-64.85	15.91	0.00	58.06	73.98	-15.92
* 20800.00	Average	V	-	-	-71.20	7.95	-9.54	34.21	53.98	-19.77
* 20800.00	Peak	V	-	-	-59.77	7.95	-9.54	45.64	73.98	-28.34
26000.00	Peak	V	-	-	-58.41	8.60	-9.54	47.65	68.20	-20.55

Table 7-46. Radiated Measurements

FCC ID: A3LSMG965KOR		MEASUREMENT REPORT (CERTIFICATION)		Approved by: Quality Manager
Test Report S/N: 1M1710200271-06.A3L	Test Dates: 10/20 - 12/5/2017	EUT Type: Portable Handset	Page 133 of 198	

Worst Case Mode: 802.11a
Worst Case Transfer Rate: 6Mbps
Distance of Measurements: 1 & 3 Meters
Operating Frequency: 5240MHz
Channel: 48

Frequency [MHz]	Detector	Ant. Pol. [H/V]	Antenna Height [cm]	Turntable Azimuth [degree]	Analyzer Level [dBm]	AFCL [dB/m]	Distance Correction Factor [dB]	Field Strength [dBμV/m]	Limit [dBμV/m]	Margin [dB]
10480.00	Peak	V	104	93	-64.47	12.66	0.00	55.19	68.20	-13.01
* 15720.00	Average	V	104	120	-78.44	16.42	0.00	44.98	53.98	-9.00
* 15720.00	Peak	V	104	120	-64.47	16.42	0.00	58.95	73.98	-15.03
* 20960.00	Average	V	-	-	-71.40	7.91	-9.54	33.97	53.98	-20.01
* 20960.00	Peak	V	-	-	-60.43	7.91	-9.54	44.94	73.98	-29.04
26200.00	Peak	V	-	-	-57.64	8.62	-9.54	48.44	68.20	-19.76

Table 7-47. Radiated Measurements

Worst Case Mode: 802.11a
Worst Case Transfer Rate: 6Mbps
Distance of Measurements: 1 & 3 Meters
Operating Frequency: 5240MHz
Channel: 48

Frequency [MHz]	Detector	Ant. Pol. [H/V]	Antenna Height [cm]	Turntable Azimuth [degree]	Analyzer Level [dBm]	AFCL [dB/m]	Distance Correction Factor [dB]	Field Strength [dBμV/m]	Limit [dBμV/m]	Margin [dB]
10480.00	Peak	H	110	84	-64.55	12.66	0.00	55.11	68.20	-13.09
* 15720.00	Average	H	119	133	-78.67	16.42	0.00	44.75	53.98	-9.23
* 15720.00	Peak	H	119	133	-64.51	16.42	0.00	58.91	73.98	-15.07
* 20960.00	Average	H	-	-	-70.88	7.91	-9.54	34.49	53.98	-19.49
* 20960.00	Peak	H	-	-	-60.45	7.91	-9.54	44.92	73.98	-29.06
26200.00	Peak	H	-	-	-57.21	8.62	-9.54	48.87	68.20	-19.33

Table 7-48. Radiated Measurements with WCP

FCC ID: A3LSMG965KOR		MEASUREMENT REPORT (CERTIFICATION)		Approved by: Quality Manager
Test Report S/N: 1M1710200271-06.A3L	Test Dates: 10/20 - 12/5/2017	EUT Type: Portable Handset	Page 134 of 198	

Worst Case Mode: 802.11a
 Worst Case Transfer Rate: 6Mbps
 Distance of Measurements: 1 & 3 Meters
 Operating Frequency: 5260MHz
 Channel: 52

Frequency [MHz]	Detector	Ant. Pol. [H/V]	Antenna Height [cm]	Turntable Azimuth [degree]	Analyzer Level [dBm]	AFCL [dB/m]	Distance Correction Factor [dB]	Field Strength [dBμV/m]	Limit [dBμV/m]	Margin [dB]
10520.00	Peak	V	104	65	-62.19	14.73	0.00	59.54	68.20	-8.66
* 15780.00	Average	V	119	140	-79.94	15.69	0.00	42.75	53.98	-11.23
* 15780.00	Peak	V	119	140	-67.11	15.69	0.00	55.58	73.98	-18.40
* 21040.00	Average	V	-	-	-70.86	7.92	-9.54	34.52	53.98	-19.46
* 21040.00	Peak	V	-	-	-60.10	7.92	-9.54	45.28	73.98	-28.70
26300.00	Peak	V	-	-	-56.34	8.73	-9.54	49.85	68.20	-18.35

Table 7-49. Radiated Measurements

Worst Case Mode: 802.11a
 Worst Case Transfer Rate: 6Mbps
 Distance of Measurements: 1 & 3 Meters
 Operating Frequency: 5280MHz
 Channel: 56

Frequency [MHz]	Detector	Ant. Pol. [H/V]	Antenna Height [cm]	Turntable Azimuth [degree]	Analyzer Level [dBm]	AFCL [dB/m]	Distance Correction Factor [dB]	Field Strength [dBμV/m]	Limit [dBμV/m]	Margin [dB]
10560.00	Peak	V	104	53	-62.35	13.71	0.00	58.36	68.20	-9.84
* 15840.00	Average	V	115	131	-79.74	15.84	0.00	43.10	53.98	-10.88
* 15840.00	Peak	V	115	131	-66.89	15.84	0.00	55.95	73.98	-18.03
* 21120.00	Average	V	-	-	-70.75	7.96	-9.54	34.67	53.98	-19.31
* 21120.00	Peak	V	-	-	-60.56	7.96	-9.54	44.86	73.98	-29.12
26400.00	Peak	V	-	-	-57.33	8.94	-9.54	49.07	68.20	-19.13

Table 7-50. Radiated Measurements

FCC ID: A3LSMG965KOR		MEASUREMENT REPORT (CERTIFICATION)		Approved by: Quality Manager
Test Report S/N: 1M1710200271-06.A3L	Test Dates: 10/20 - 12/5/2017	EUT Type: Portable Handset		Page 135 of 198

Worst Case Mode: 802.11a
 Worst Case Transfer Rate: 6Mbps
 Distance of Measurements: 1 & 3 Meters
 Operating Frequency: 5320MHz
 Channel: 64

Frequency [MHz]	Detector	Ant. Pol. [H/V]	Antenna Height [cm]	Turntable Azimuth [degree]	Analyzer Level [dBm]	AFCL [dB/m]	Distance Correction Factor [dB]	Field Strength [dBµV/m]	Limit [dBµV/m]	Margin [dB]
* 10640.00	Average	V	104	56	-74.45	13.18	0.00	45.73	53.98	-8.25
* 10640.00	Peak	V	104	56	-61.99	13.18	0.00	58.19	73.98	-15.79
* 15960.00	Average	V	114	118	-79.88	16.72	0.00	43.84	53.98	-10.14
* 15960.00	Peak	V	114	118	-67.29	16.72	0.00	56.43	73.98	-17.55
* 21280.00	Average	V	-	-	-70.32	8.04	-9.54	35.18	53.98	-18.80
* 21280.00	Peak	V	-	-	-59.21	8.04	-9.54	46.29	73.98	-27.69
26600.00	Peak	V	-	-	-48.55	-8.30	-9.54	40.60	68.20	-27.60

Table 7-51. Radiated Measurements

Worst Case Mode: 802.11a
 Worst Case Transfer Rate: 6Mbps
 Distance of Measurements: 1 & 3 Meters
 Operating Frequency: 5320MHz
 Channel: 64

Frequency [MHz]	Detector	Ant. Pol. [H/V]	Antenna Height [cm]	Turntable Azimuth [degree]	Analyzer Level [dBm]	AFCL [dB/m]	Distance Correction Factor [dB]	Field Strength [dBµV/m]	Limit [dBµV/m]	Margin [dB]
* 10640.00	Average	V	104	56	-74.85	13.18	0.00	45.33	53.98	-8.65
* 10640.00	Peak	V	104	56	-62.37	13.18	0.00	57.81	73.98	-16.17
* 15960.00	Average	V	114	118	-79.44	16.72	0.00	44.28	53.98	-9.70
* 15960.00	Peak	V	114	118	-67.71	16.72	0.00	56.01	73.98	-17.97
* 21280.00	Average	V	-	-	-71.05	8.04	-9.54	34.45	53.98	-19.53
* 21280.00	Peak	V	-	-	-59.84	8.04	-9.54	45.66	73.98	-28.32
26600.00	Peak	V	-	-	-47.23	-8.30	-9.54	41.92	68.20	-26.28

Table 7-52. Radiated Measurements with WCP

FCC ID: A3LSMG965KOR			MEASUREMENT REPORT (CERTIFICATION)		Approved by: Quality Manager
Test Report S/N: 1M1710200271-06.A3L	Test Dates: 10/20 - 12/5/2017	EUT Type: Portable Handset		Page 136 of 198	

Worst Case Mode: 802.11a
 Worst Case Transfer Rate: 6Mbps
 Distance of Measurements: 1 & 3 Meters
 Operating Frequency: 5500MHz
 Channel: 100

Frequency [MHz]	Detector	Ant. Pol. [H/V]	Antenna Height [cm]	Turntable Azimuth [degree]	Analyzer Level [dBm]	AFCL [dB/m]	Distance Correction Factor [dB]	Field Strength [dBµV/m]	Limit [dBµV/m]	Margin [dB]
* 11000.00	Average	V	271	184	-73.22	13.09	0.00	46.87	53.98	-7.11
* 11000.00	Peak	V	271	184	-58.15	13.09	0.00	61.94	73.98	-12.04
16500.00	Peak	V	217	233	-68.21	15.73	0.00	54.52	68.20	-13.68
22000.00	Peak	V	-	-	-58.45	8.43	-9.54	47.43	68.20	-20.77
27500.00	Peak	V	-	-	-48.42	-8.80	-9.54	40.24	68.20	-27.96

Table 7-53. Radiated Measurements

Worst Case Mode: 802.11a
 Worst Case Transfer Rate: 6Mbps
 Distance of Measurements: 1 & 3 Meters
 Operating Frequency: 5600MHz
 Channel: 120

Frequency [MHz]	Detector	Ant. Pol. [H/V]	Antenna Height [cm]	Turntable Azimuth [degree]	Analyzer Level [dBm]	AFCL [dB/m]	Distance Correction Factor [dB]	Field Strength [dBµV/m]	Limit [dBµV/m]	Margin [dB]
* 11200.00	Average	V	297	190	-73.43	13.92	0.00	47.49	53.98	-6.49
* 11200.00	Peak	V	297	190	-57.49	13.92	0.00	63.43	73.98	-10.55
16800.00	Peak	V	238	229	-67.91	16.88	0.00	55.97	68.20	-12.23
* 22400.00	Average	V	-	-	-69.91	8.08	-9.54	35.63	53.98	-18.35
* 22400.00	Peak	V	-	-	-59.30	8.08	-9.54	46.24	73.98	-27.74
28000.00	Peak	V	-	-	-47.79	-9.08	-9.54	40.59	68.20	-27.61

Table 7-54. Radiated Measurements

FCC ID: A3LSMG965KOR		MEASUREMENT REPORT (CERTIFICATION)		Approved by: Quality Manager
Test Report S/N: 1M1710200271-06.A3L	Test Dates: 10/20 - 12/5/2017	EUT Type: Portable Handset		Page 137 of 198

Worst Case Mode: 802.11a
 Worst Case Transfer Rate: 6Mbps
 Distance of Measurements: 1 & 3 Meters
 Operating Frequency: 5720MHz
 Channel: 144

Frequency [MHz]	Detector	Ant. Pol. [H/V]	Antenna Height [cm]	Turntable Azimuth [degree]	Analyzer Level [dBm]	AFCL [dB/m]	Distance Correction Factor [dB]	Field Strength [dBμV/m]	Limit [dBμV/m]	Margin [dB]
* 11440.00	Average	V	277	193	-72.84	14.79	0.00	48.95	53.98	-5.03
* 11440.00	Peak	V	277	193	-58.35	14.79	0.00	63.44	73.98	-10.54
17160.00	Peak	V	211	247	-68.10	18.13	0.00	57.03	68.20	-11.17
* 22880.00	Average	V	-	-	-70.64	8.37	-9.54	35.19	53.98	-18.79
* 22880.00	Peak	V	-	-	-60.11	8.37	-9.54	45.72	73.98	-28.26
28600.00	Peak	V	-	-	-48.11	-8.95	-9.54	40.40	68.20	-27.80

Table 7-55. Radiated Measurements

Worst Case Mode: 802.11a
 Worst Case Transfer Rate: 6Mbps
 Distance of Measurements: 1 & 3 Meters
 Operating Frequency: 5720MHz
 Channel: 144

Frequency [MHz]	Detector	Ant. Pol. [H/V]	Antenna Height [cm]	Turntable Azimuth [degree]	Analyzer Level [dBm]	AFCL [dB/m]	Distance Correction Factor [dB]	Field Strength [dBμV/m]	Limit [dBμV/m]	Margin [dB]
* 11440.00	Average	V	294	177	-73.00	14.79	0.00	48.79	53.98	-5.19
* 11440.00	Peak	V	294	177	-59.15	14.79	0.00	62.64	73.98	-11.34
17160.00	Peak	V	191	204	-70.23	18.13	0.00	54.90	68.20	-13.30
* 22880.00	Average	V	-	-	-71.25	8.37	-9.54	34.58	53.98	-19.40
* 22880.00	Peak	V	-	-	-60.22	8.37	-9.54	45.61	73.98	-28.37
28600.00	Peak	V	-	-	-47.57	-8.95	-9.54	40.94	68.20	-27.26

Table 7-56. Radiated Measurements with WCP

FCC ID: A3LSMG965KOR		MEASUREMENT REPORT (CERTIFICATION)		Approved by: Quality Manager
Test Report S/N: 1M1710200271-06.A3L	Test Dates: 10/20 - 12/5/2017	EUT Type: Portable Handset	Page 138 of 198	

Worst Case Mode: 802.11a
 Worst Case Transfer Rate: 6Mbps
 Distance of Measurements: 1 & 3 Meters
 Operating Frequency: 5745MHz
 Channel: 149

Frequency [MHz]	Detector	Ant. Pol. [H/V]	Antenna Height [cm]	Turntable Azimuth [degree]	Analyzer Level [dBm]	AFCL [dB/m]	Distance Correction Factor [dB]	Field Strength [dBμV/m]	Limit [dBμV/m]	Margin [dB]
* 11490.00	Average	V	187	188	-75.68	13.85	0.00	45.17	53.98	-8.81
* 11490.00	Peak	V	187	188	-63.17	13.85	0.00	57.68	73.98	-16.30
17235.00	Peak	V	-	-	-67.88	20.24	0.00	59.36	68.20	-8.84
* 22980.00	Average	V	-	-	-71.44	8.16	-9.54	34.18	53.98	-19.80
* 22980.00	Peak	V	-	-	-60.49	8.16	-9.54	45.13	73.98	-28.85
28725.00	Peak	V	-	-	-46.94	-9.24	-9.54	41.28	68.20	-26.92

Table 7-57. Radiated Measurements

Worst Case Mode: 802.11a
 Worst Case Transfer Rate: 6Mbps
 Distance of Measurements: 1 & 3 Meters
 Operating Frequency: 5785MHz
 Channel: 157

Frequency [MHz]	Detector	Ant. Pol. [H/V]	Antenna Height [cm]	Turntable Azimuth [degree]	Analyzer Level [dBm]	AFCL [dB/m]	Distance Correction Factor [dB]	Field Strength [dBμV/m]	Limit [dBμV/m]	Margin [dB]
* 11570.00	Average	V	215	166	-76.32	14.70	0.00	45.38	53.98	-8.60
* 11570.00	Peak	V	215	166	-63.85	14.70	0.00	57.85	73.98	-16.13
17355.00	Peak	V	-	-	-68.13	23.37	0.00	62.24	68.20	-5.96
23140.00	Peak	V	-	-	-59.37	8.37	-9.54	46.46	68.20	-21.74
28925.00	Peak	V	-	-	-48.30	-9.65	-9.54	39.51	68.20	-28.69

Table 7-58. Radiated Measurements

FCC ID: A3LSMG965KOR			MEASUREMENT REPORT (CERTIFICATION)		Approved by: Quality Manager
Test Report S/N: 1M1710200271-06.A3L	Test Dates: 10/20 - 12/5/2017	EUT Type: Portable Handset		Page 139 of 198	

Worst Case Mode: 802.11a
 Worst Case Transfer Rate: 6Mbps
 Distance of Measurements: 1 & 3 Meters
 Operating Frequency: 5825MHz
 Channel: 165

Frequency [MHz]	Detector	Ant. Pol. [H/V]	Antenna Height [cm]	Turntable Azimuth [degree]	Analyzer Level [dBm]	AFCL [dB/m]	Distance Correction Factor [dB]	Field Strength [dBμV/m]	Limit [dBμV/m]	Margin [dB]
* 11650.00	Average	V	233	186	-76.57	16.07	0.00	46.50	53.98	-7.48
* 11650.00	Peak	V	233	186	-63.21	16.07	0.00	59.86	73.98	-14.12
17475.00	Peak	V	363	56	-67.95	22.25	0.00	61.30	68.20	-6.90
23300.00	Peak	V	-	-	-60.12	8.50	-9.54	45.83	68.20	-22.37
29125.00	Peak	V	-	-	-47.89	-9.87	-9.54	39.70	68.20	-28.50

Table 7-59. Radiated Measurements

Worst Case Mode: 802.11a
 Worst Case Transfer Rate: 6Mbps
 Distance of Measurements: 1 & 3 Meters
 Operating Frequency: 5785MHz
 Channel: 157

Frequency [MHz]	Detector	Ant. Pol. [H/V]	Antenna Height [cm]	Turntable Azimuth [degree]	Analyzer Level [dBm]	AFCL [dB/m]	Distance Correction Factor [dB]	Field Strength [dBμV/m]	Limit [dBμV/m]	Margin [dB]
* 11570.00	Average	V	167	149	-76.48	14.70	0.00	45.22	53.98	-8.76
* 11570.00	Peak	V	167	149	-64.25	14.70	0.00	57.45	73.98	-16.53
17355.00	Peak	V	-	-	-68.64	23.37	0.00	61.73	68.20	-6.47
23140.00	Peak	V	-	-	-60.15	8.37	-9.54	45.68	68.20	-22.52
28925.00	Peak	V	-	-	-48.47	-9.65	-9.54	39.34	68.20	-28.86

Table 7-60. Radiated Measurements with WCP

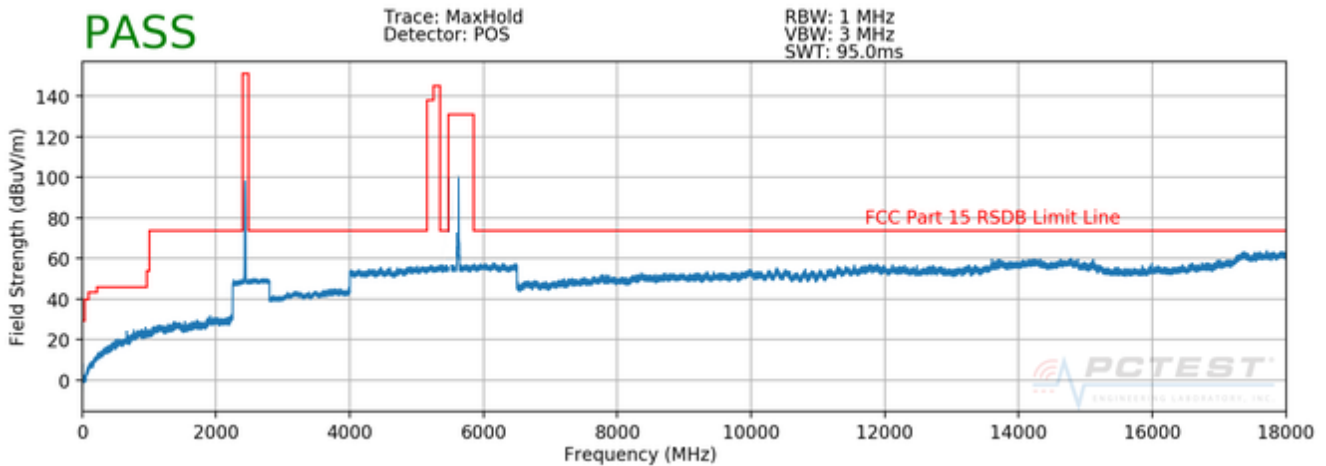
FCC ID: A3LSMG965KOR		MEASUREMENT REPORT (CERTIFICATION)		Approved by: Quality Manager
Test Report S/N: 1M1710200271-06.A3L	Test Dates: 10/20 - 12/5/2017	EUT Type: Portable Handset	Page 140 of 198	

7.7.3 Simultaneous Tx Radiated Spurious Emissions Measurements

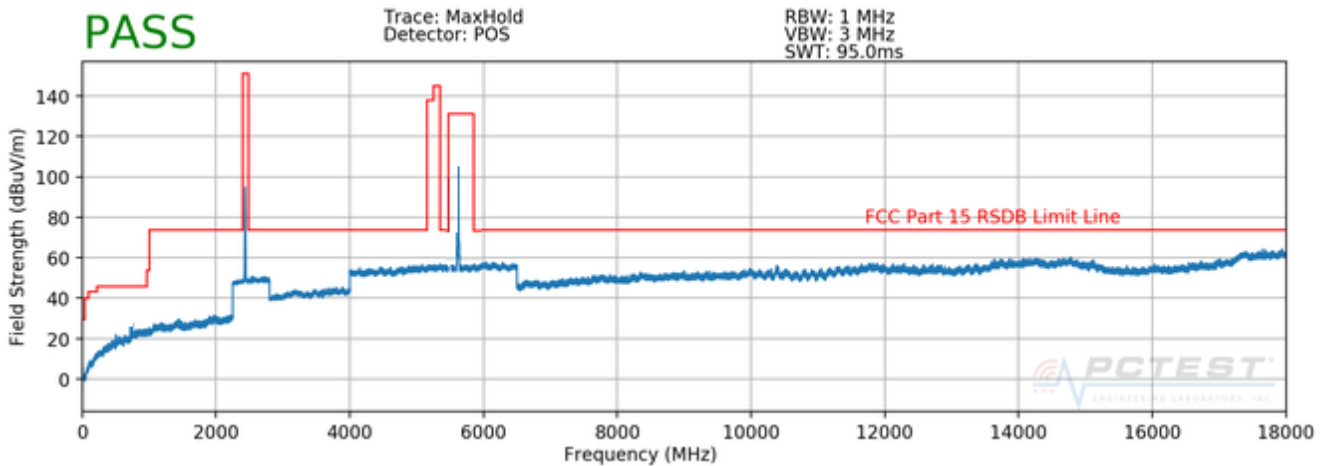
§15.247(d) §15.205 & §15.209; RSS-Gen [8.9]

Description	2.4 GHz Emission	5 GHz Emission
Antenna	1	2
Channel	1	144
Operating Frequency (MHz)	2412	5720
Data Rate (Mbps)	1	6
Mode	802.11b	802.11a

Table 7-61. Simultaneous Transmission Config-1

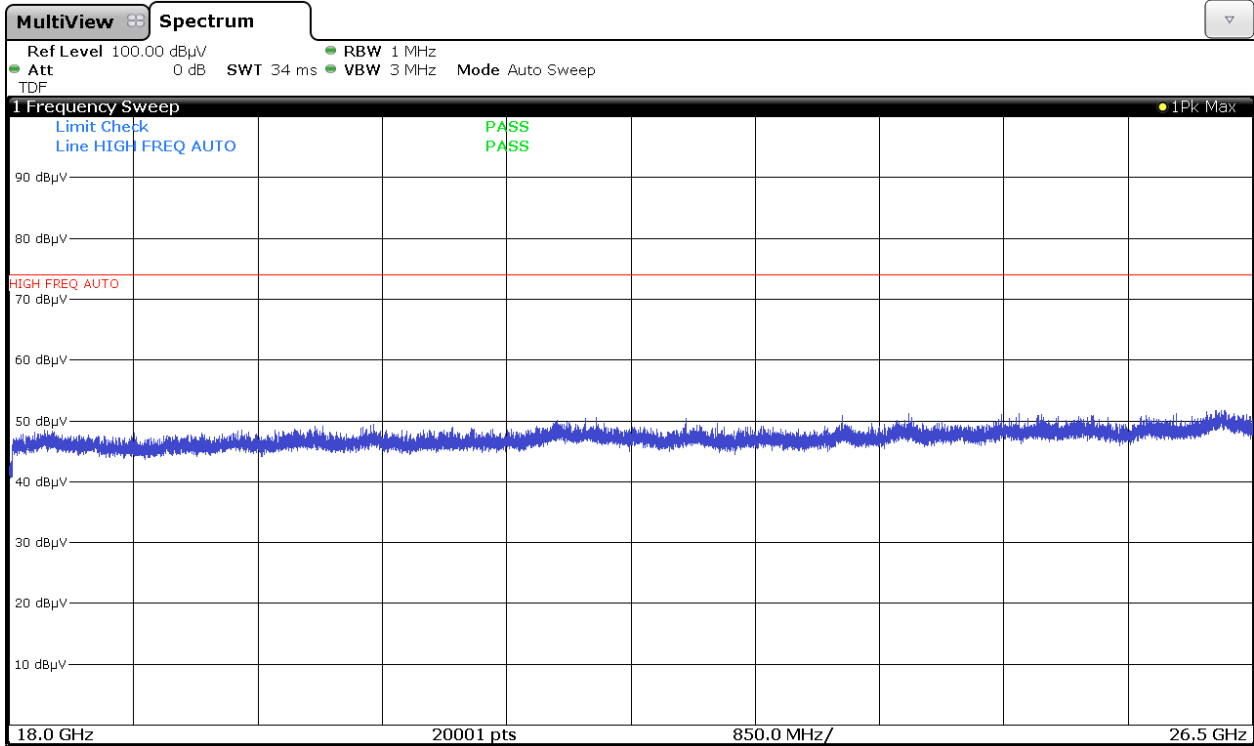


Plot 7-181. Radiated Spurious Plot above 1GHz (2.4GHz – 5GHz, Ant. Pol. H)

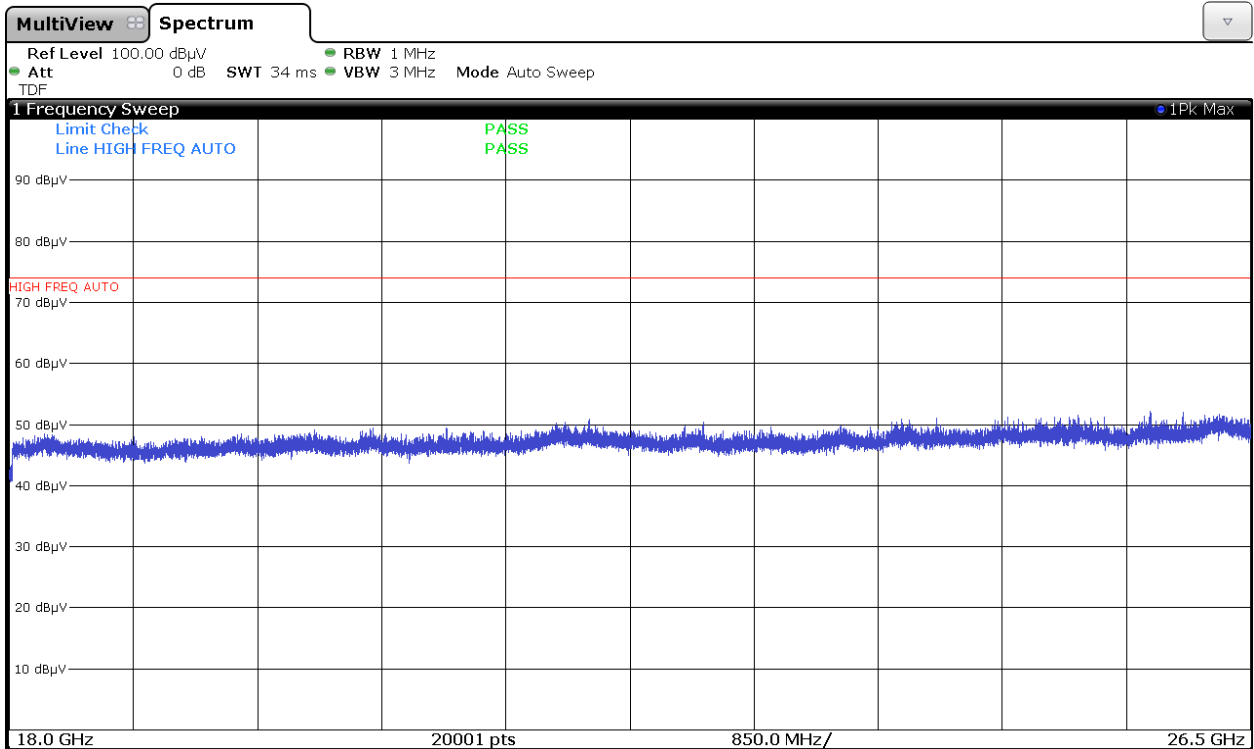


Plot 7-182. Radiated Spurious Plot above 1GHz (2.4GHz – 5GHz, Ant. Pol. V)

FCC ID: A3LSMG965KOR		MEASUREMENT REPORT (CERTIFICATION)		Approved by: Quality Manager
Test Report S/N: 1M1710200271-06.A3L	Test Dates: 10/20 - 12/5/2017	EUT Type: Portable Handset		Page 141 of 198

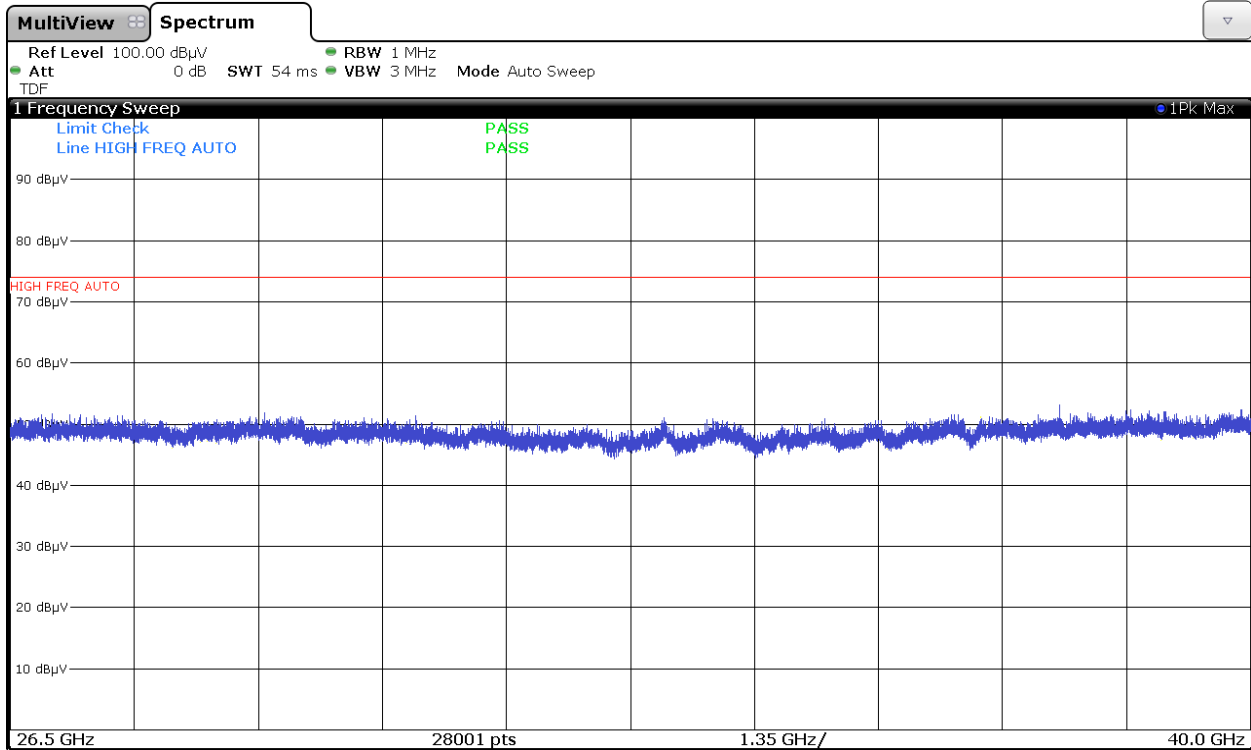


Plot 7-183. Radiated Spurious Plot 18GHz – 26.5GHz (2.4GHz – 5GHz, Ant. Pol. H)

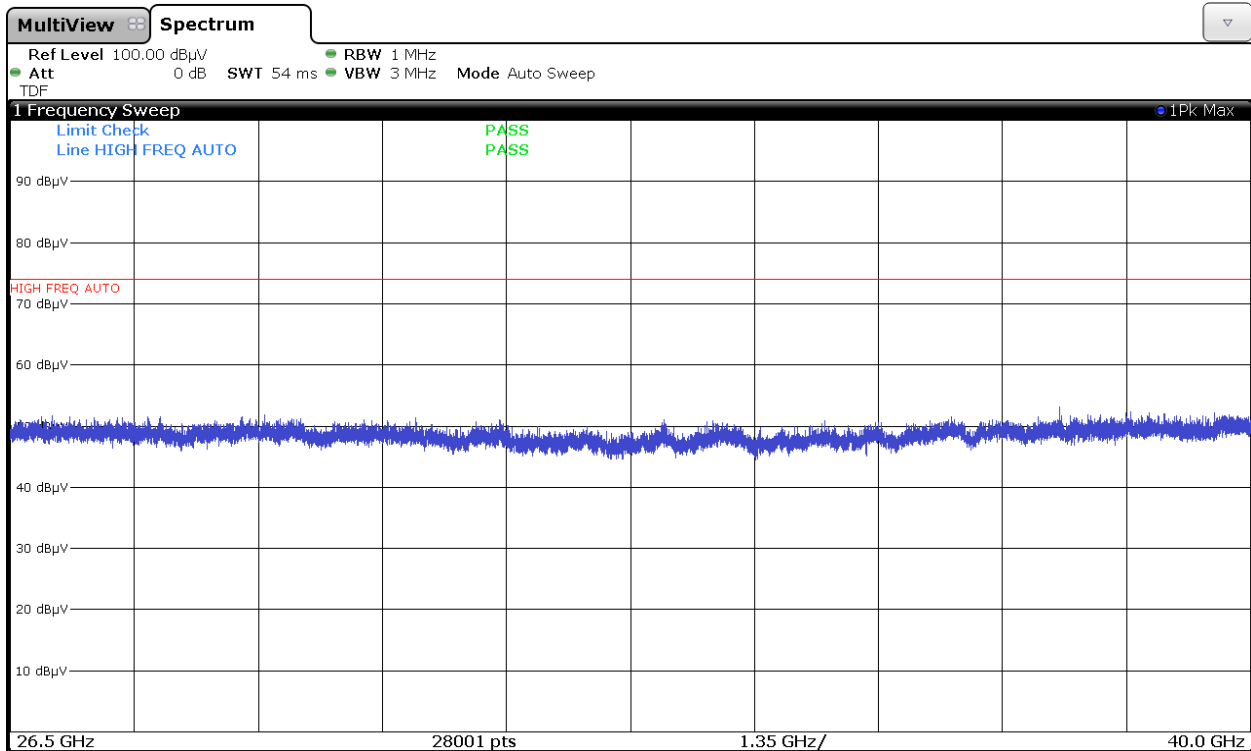


Plot 7-184. Radiated Spurious Plot 18GHz – 26.5GHz (2.4GHz – 5GHz, Ant. Pol. V)

FCC ID: A3LSMG965KOR		MEASUREMENT REPORT (CERTIFICATION)		Approved by: Quality Manager
Test Report S/N: 1M1710200271-06.A3L	Test Dates: 10/20 - 12/5/2017	EUT Type: Portable Handset		Page 142 of 198



Plot 7-185. Radiated Spurious Plot above 26.5GHz (2.4GHz – 5GHz, Ant. Pol. H)



Plot 7-186. Radiated Spurious Plot above 26.5GHz (2.4GHz – 5GHz, Ant. Pol. V)

FCC ID: A3LSMG965KOR		MEASUREMENT REPORT (CERTIFICATION)		Approved by: Quality Manager
Test Report S/N: 1M1710200271-06.A3L	Test Dates: 10/20 - 12/5/2017	EUT Type: Portable Handset		Page 143 of 198

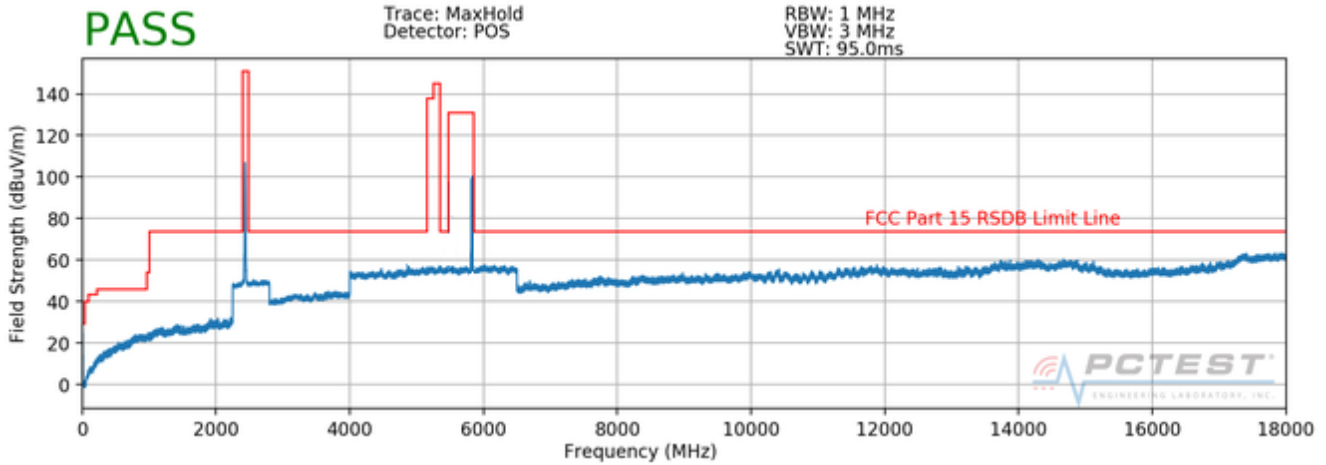
Frequency [MHz]	Detector	Ant. Pol. [H/V]	Antenna Height [cm]	Turntable Azimuth [degree]	Analyzer Level [dBm]	AFCL [dB/m]	Field Strength [dBμV/m]	Limit [dBμV/m]	Margin [dB]
* 4204.00	Average	H	-	-	-75.97	2.05	33.08	53.98	-20.90
* 4204.00	Peak	H	-	-	-63.29	2.05	45.76	73.98	-28.22
* 7512.00	Average	H	-	-	-77.30	9.00	38.70	53.98	-15.28
* 7512.00	Peak	H	-	-	-66.12	9.00	49.88	73.98	-24.10
* 9028.00	Average	H	-	-	-77.19	10.21	40.02	53.98	-13.96
* 9028.00	Peak	H	-	-	-65.52	10.21	51.69	73.98	-22.29
* 10820.00	Average	H	-	-	-77.47	12.10	41.63	53.98	-12.35
* 10820.00	Peak	H	-	-	-65.98	12.10	53.12	73.98	-20.86
* 12336.00	Average	H	-	-	-77.03	13.35	43.32	53.98	-10.66
12336.00	Peak	H	-	-	-65.76	13.35	54.59	73.98	-19.39
15644.00	Average	H	-	-	-77.31	13.35	43.04	53.98	-10.94
* 15644.00	Peak	H	-	-	-65.61	13.35	54.74	73.98	-19.24

Table 7-62. Radiated Measurements (ANT1 2.4GHz – ANT2 5GHz)

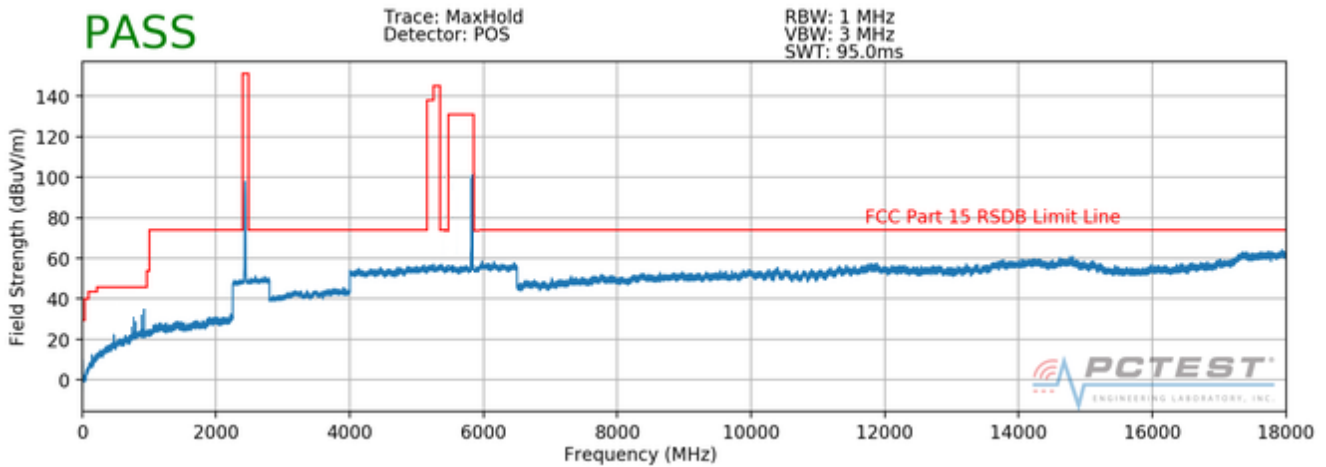
FCC ID: A3LSMG965KOR		MEASUREMENT REPORT (CERTIFICATION)			Approved by: Quality Manager
Test Report S/N: 1M1710200271-06.A3L	Test Dates: 10/20 - 12/5/2017	EUT Type: Portable Handset			Page 144 of 198

Description	2.4 GHz Emission	5 GHz Emission
Antenna	2	1
Channel	1	165
Operating Frequency (MHz)	2412	5825
Data Rate (Mbps)	1	6
Mode	802.11b	802.11a

Table 7-63. Simultaneous Transmission Config-2

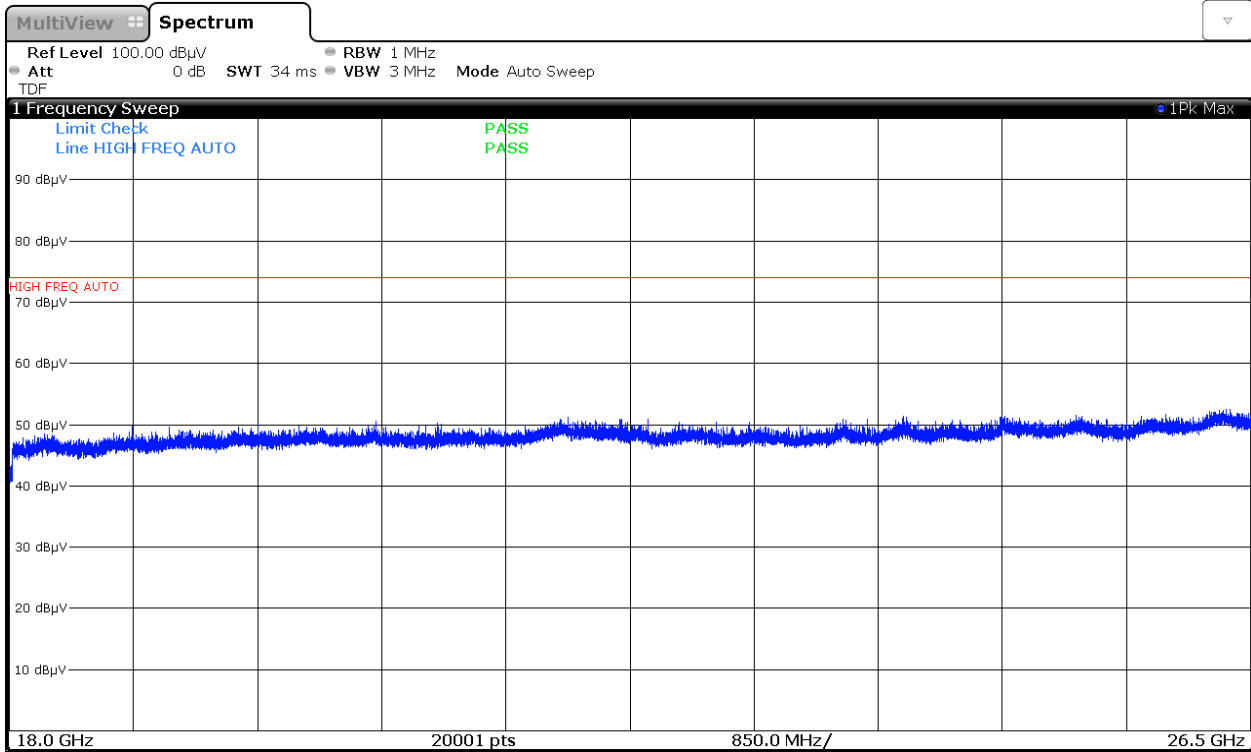


Plot 7-187. Radiated Spurious Plot above 1GHz (5GHz – 2.4 GHz, Ant. Pol. H)

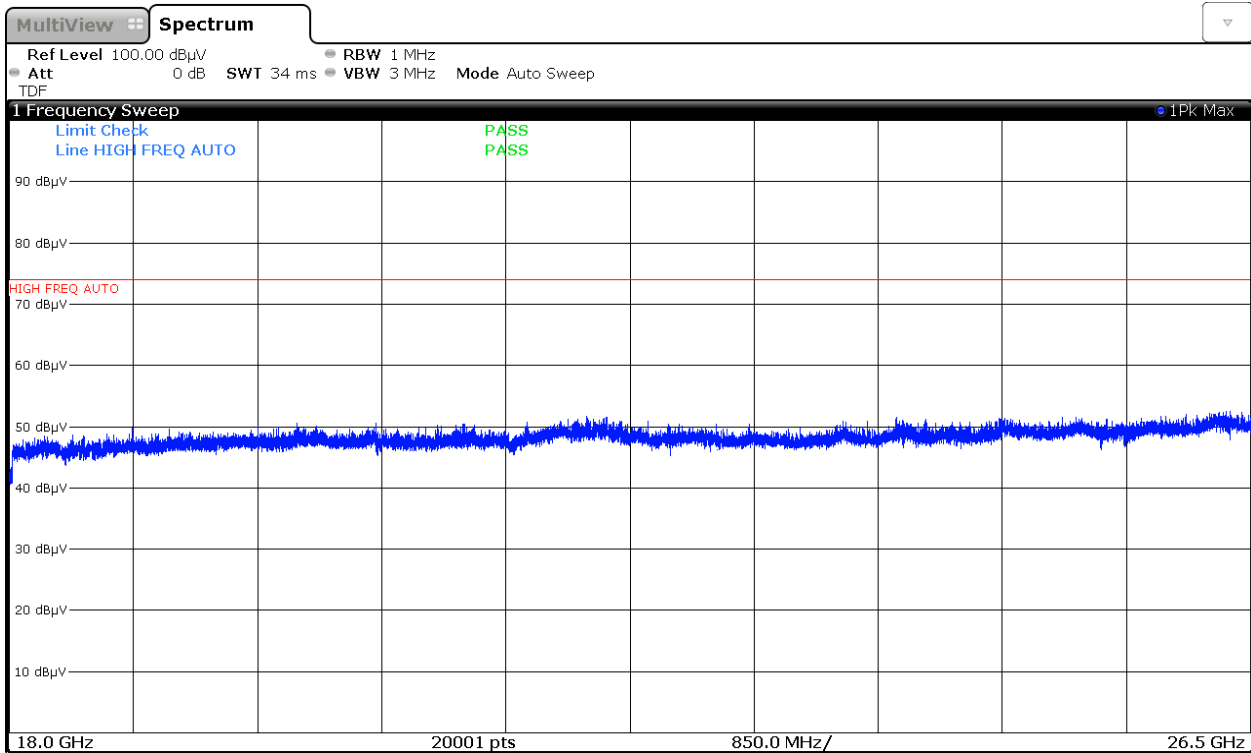


Plot 7-188. Radiated Spurious Plot above 1GHz (5GHz – 2.4 GHz, Ant. Pol. V)

FCC ID: A3LSMG965KOR		MEASUREMENT REPORT (CERTIFICATION)		Approved by: Quality Manager
Test Report S/N: 1M1710200271-06.A3L	Test Dates: 10/20 - 12/5/2017	EUT Type: Portable Handset		Page 145 of 198

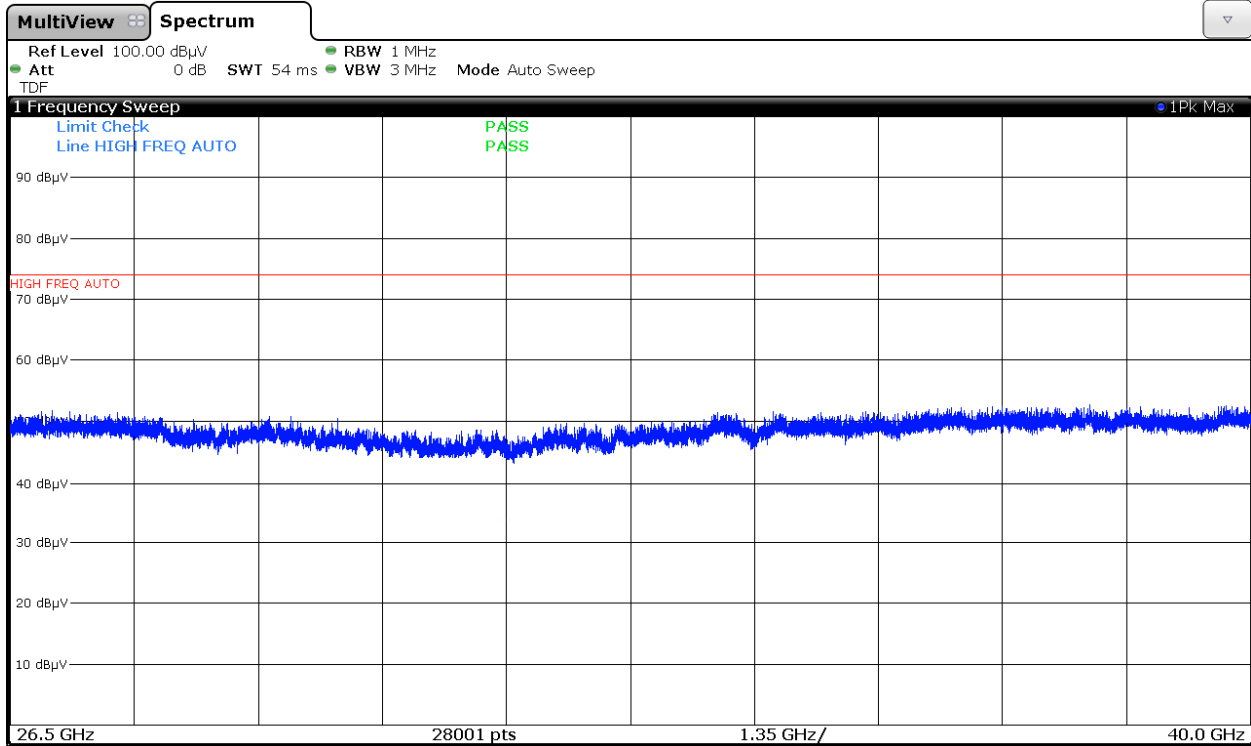


Plot 7-189. Radiated Spurious Plot 18GHz – 26.5GHz (5GHz – 2.4 GHz, Ant. Pol. H)

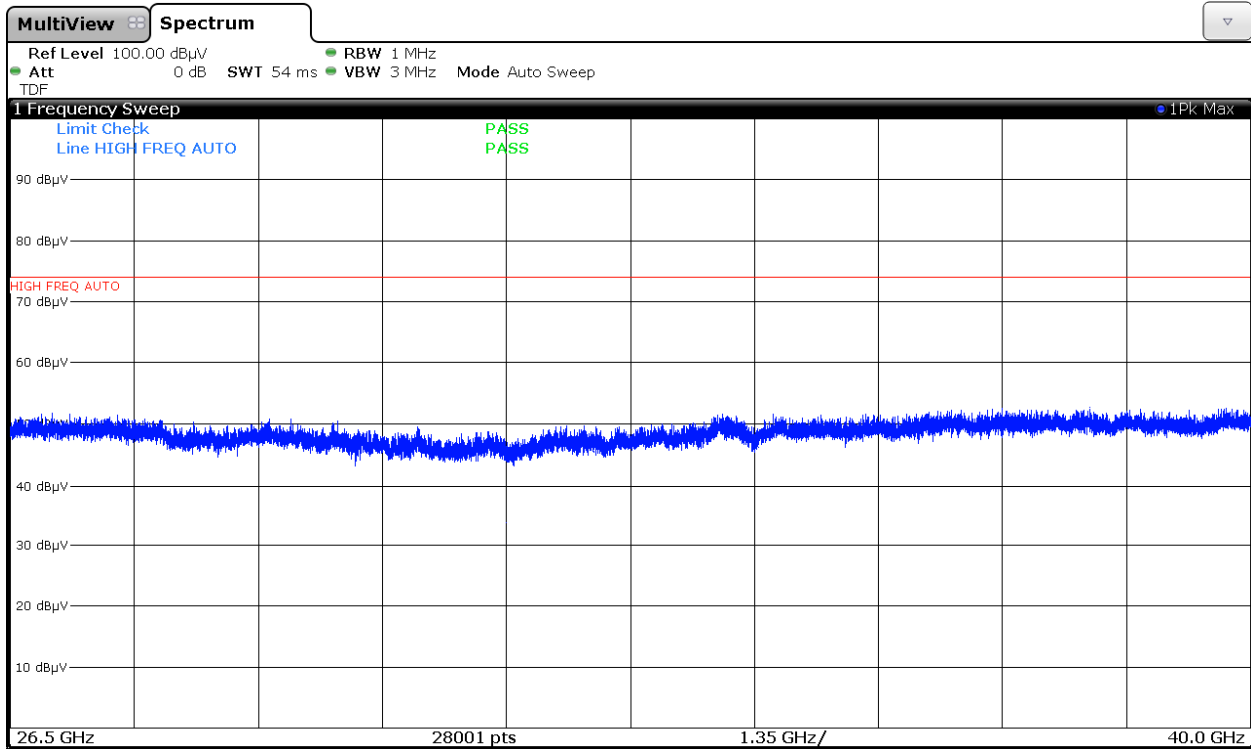


Plot 7-190. Radiated Spurious Plot 18GHz – 26.5GHz (5GHz – 2.4 GHz, Ant. Pol. V)

FCC ID: A3LSMG965KOR	PCTEST ENGINEERING LABORATORY, INC.	MEASUREMENT REPORT (CERTIFICATION)	SAMSUNG	Approved by: Quality Manager
Test Report S/N: 1M1710200271-06.A3L	Test Dates: 10/20 - 12/5/2017	EUT Type: Portable Handset		Page 146 of 198



Plot 7-191. Radiated Spurious Plot above 26.5GHz (5GHz – 2.4 GHz, Ant. Pol. H)



Plot 7-192. Radiated Spurious Plot above 26.5GHz (5GHz – 2.4 GHz, Ant. Pol. V)

FCC ID: A3LSMG965KOR	MEASUREMENT REPORT (CERTIFICATION)			Approved by: Quality Manager
Test Report S/N: 1M1710200271-06.A3L	Test Dates: 10/20 - 12/5/2017	EUT Type: Portable Handset	Page 147 of 198	

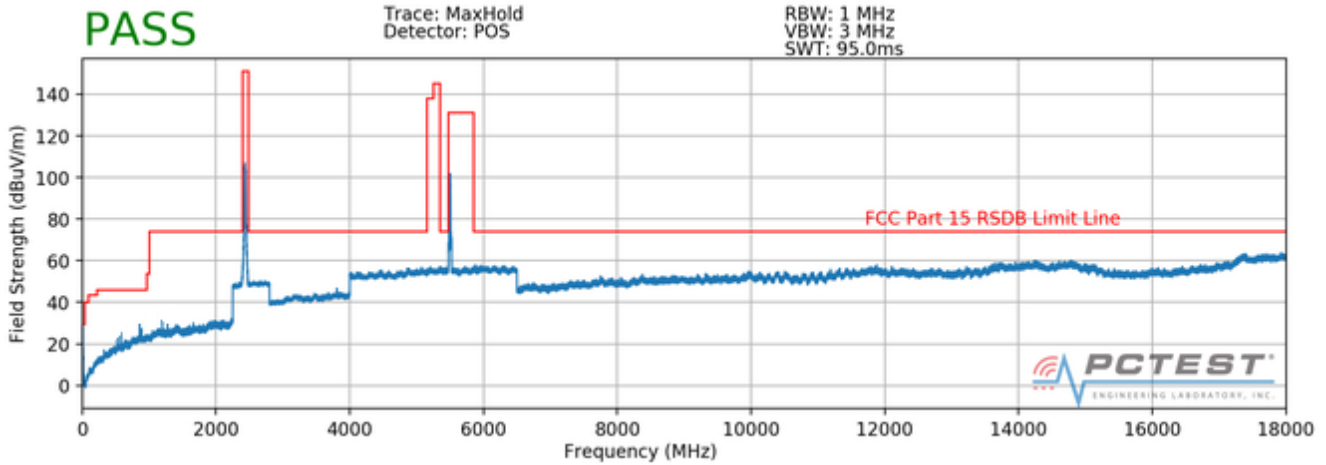
Frequency [MHz]	Detector	Ant. Pol. [H/V]	Antenna Height [cm]	Turntable Azimuth [degree]	Analyzer Level [dBm]	AFCL [dB/m]	Field Strength [dB μ V/m]	Limit [dB μ V/m]	Margin [dB]
4414.00	Peak	H	-	-	-64.21	1.03	43.82	68.20	-24.38
7827.00	Peak	H	-	-	-65.90	9.52	50.62	68.20	-17.58
9238.00	Peak	H	-	-	-65.89	10.03	51.14	68.20	-17.06
* 11240.00	Average	H	-	-	-77.62	11.42	40.80	53.98	-13.18
* 11240.00	Peak	H	-	-	-65.82	11.42	52.60	73.98	-21.38
* 12651.00	Average	H	-	-	-77.09	13.24	43.15	53.98	-10.82
* 12651.00	Peak	H	-	-	-65.56	13.24	54.68	73.98	-19.29
* 16064.00	Average	H	-	-	-76.87	13.71	43.84	53.98	-10.14
* 16064.00	Peak	H	-	-	-65.40	13.71	55.31	73.98	-18.67

Table 7-64. Radiated Measurements (ANT1 5GHz – ANT2 2.4GHz)

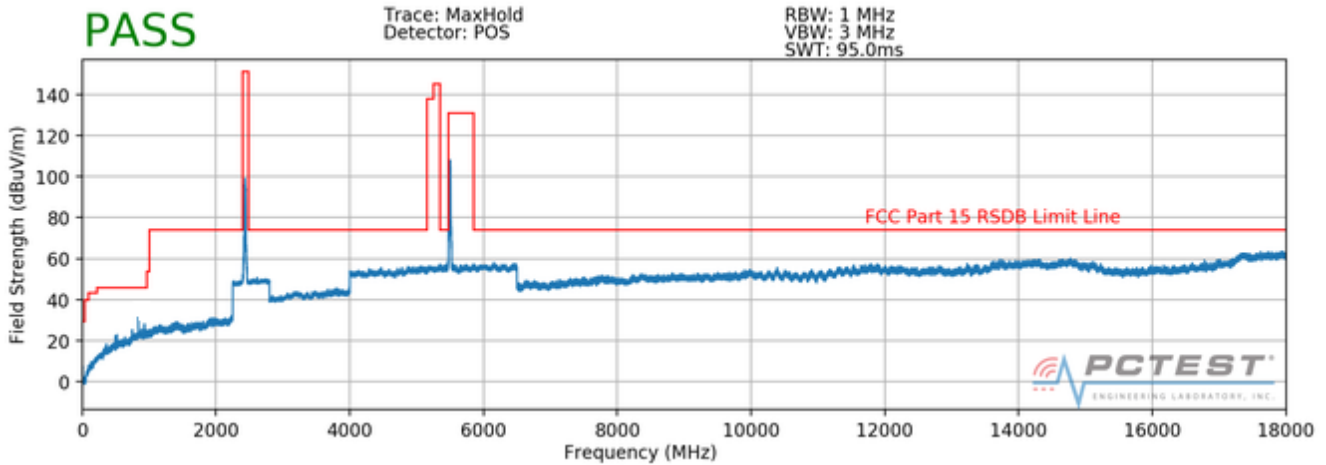
FCC ID: A3LSMG965KOR		MEASUREMENT REPORT (CERTIFICATION)			Approved by: Quality Manager
Test Report S/N: 1M1710200271-06.A3L	Test Dates: 10/20 - 12/5/2017	EUT Type: Portable Handset			Page 148 of 198

Description	2.4 GHz Emission	5 GHz Emission
Antenna	1,2	1,2
Channel	1	100
Operating Frequency (MHz)	2412	5500
Data Rate (Mbps)	MCS0	MCS0
Mode	802.11n	802.11n

Table 7-65. Dual Band Simultaneous Transmission

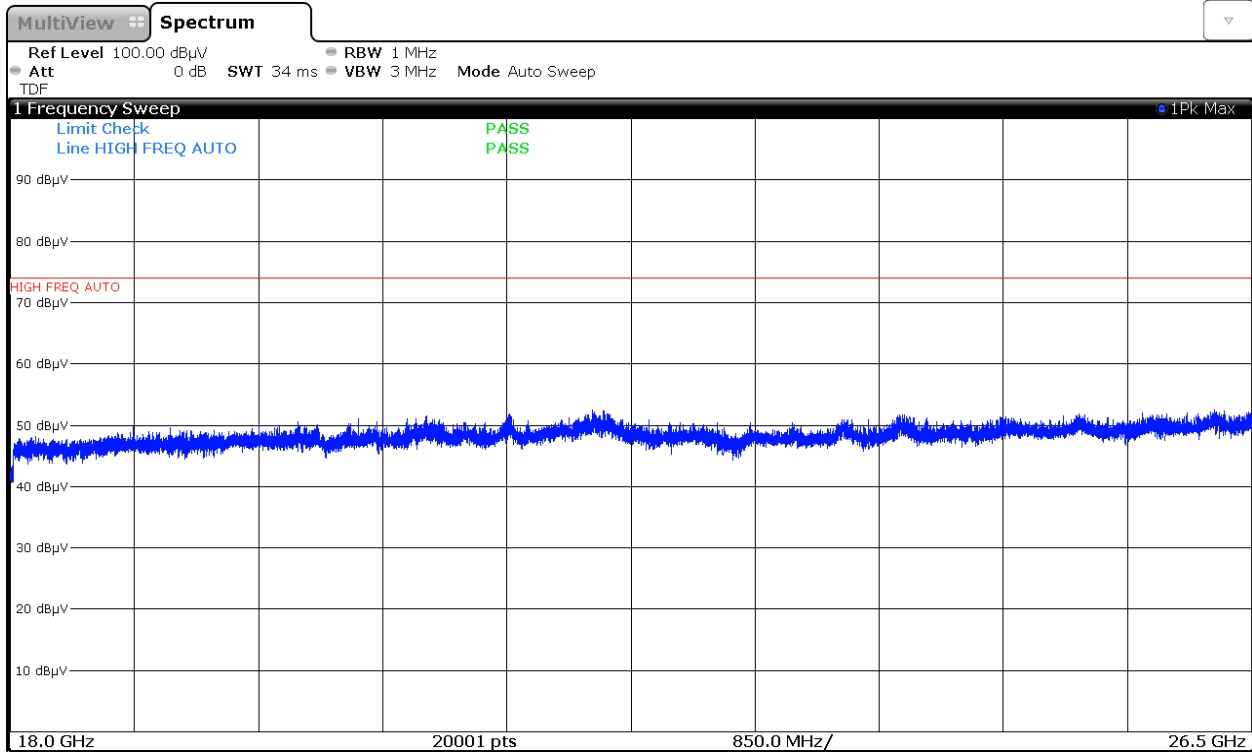


Plot 7-193. Radiated Spurious Plot above 1GHz (Dual Band Simult. Tx, Ant. Pol. H)

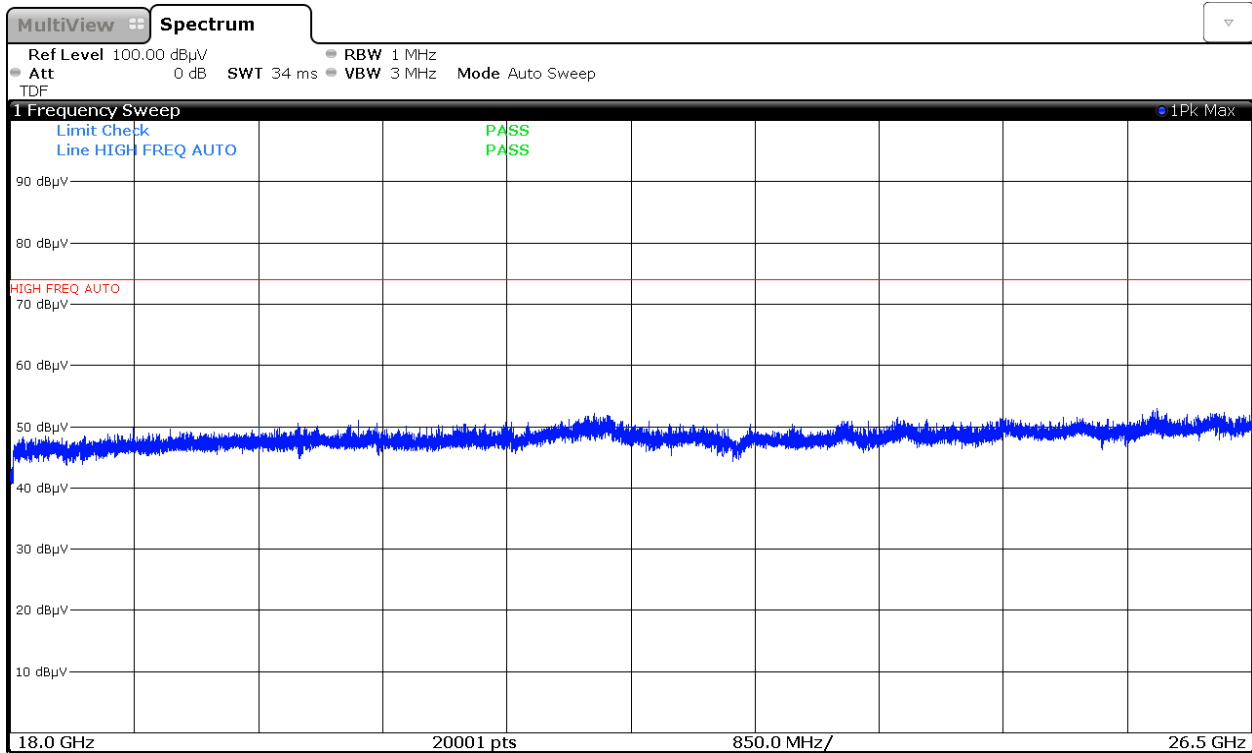


Plot 7-194. Radiated Spurious Plot above 1GHz (Dual Band Simult. Tx, Ant. Pol. V)

FCC ID: A3LSMG965KOR		MEASUREMENT REPORT (CERTIFICATION)		Approved by: Quality Manager
Test Report S/N: 1M1710200271-06.A3L	Test Dates: 10/20 - 12/5/2017	EUT Type: Portable Handset		Page 149 of 198

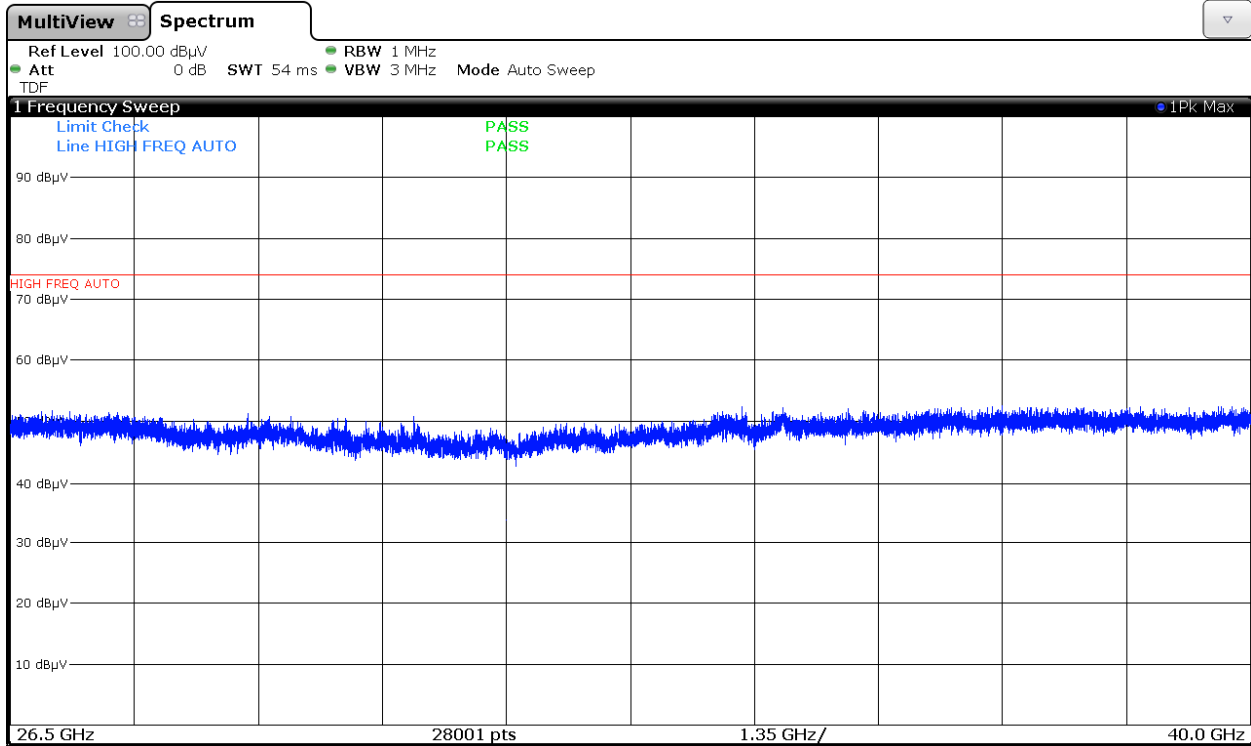


Plot 7-195. Radiated Spurious Plot 18GHz – 26.5GHz (Dual Band Simult. Tx, Ant. Pol. H)

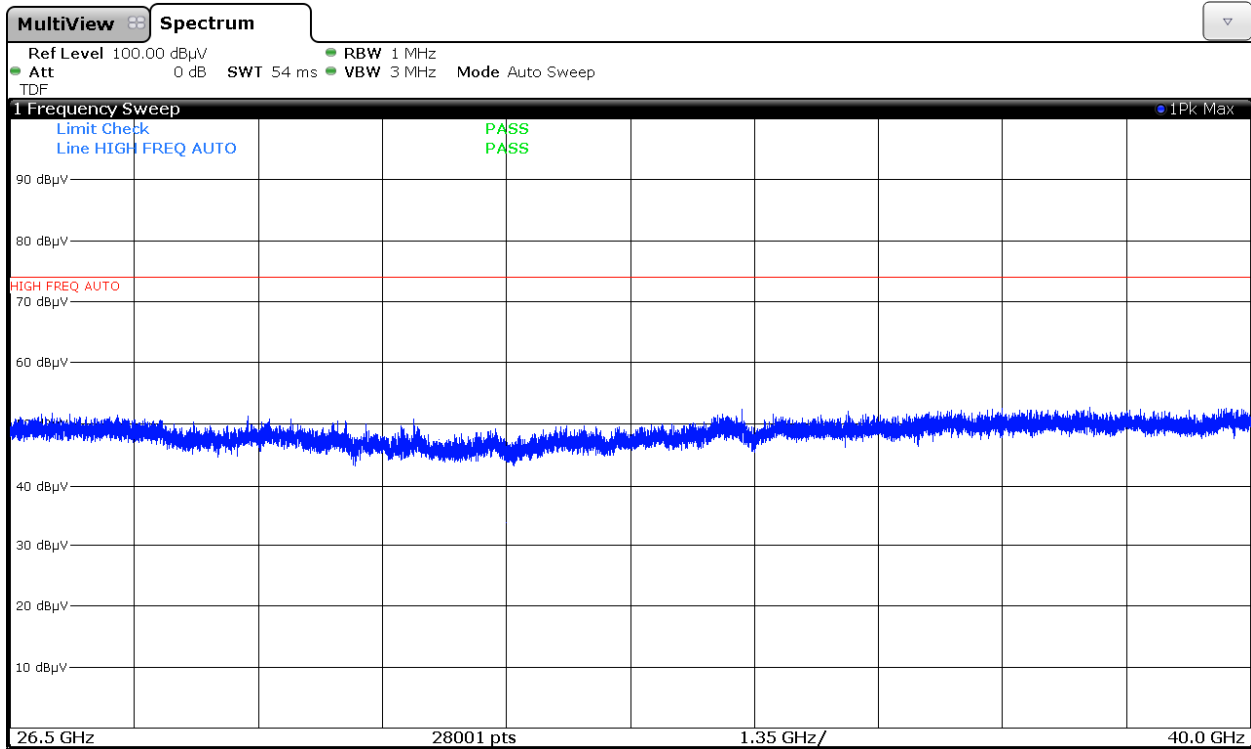


Plot 7-196. Radiated Spurious Plot 18GHz – 26.5GHz (Dual Band Simult. Tx, Ant. Pol. V)

FCC ID: A3LSMG965KOR	PCTEST ENGINEERING LABORATORY, INC.	MEASUREMENT REPORT (CERTIFICATION)	SAMSUNG	Approved by: Quality Manager
Test Report S/N: 1M1710200271-06.A3L	Test Dates: 10/20 - 12/5/2017	EUT Type: Portable Handset		Page 150 of 198



Plot 7-197. Radiated Spurious Plot above 26.5GHz (Dual Band Simult. Tx, Ant. Pol. H)



Plot 7-198. Radiated Spurious Plot above 26.5GHz (Dual Band Simult. Tx, Ant. Pol. V)

FCC ID: A3LSMG965KOR	MEASUREMENT REPORT (CERTIFICATION)			Approved by: Quality Manager
Test Report S/N: 1M1710200271-06.A3L	Test Dates: 10/20 - 12/5/2017	EUT Type: Portable Handset	Page 151 of 198	

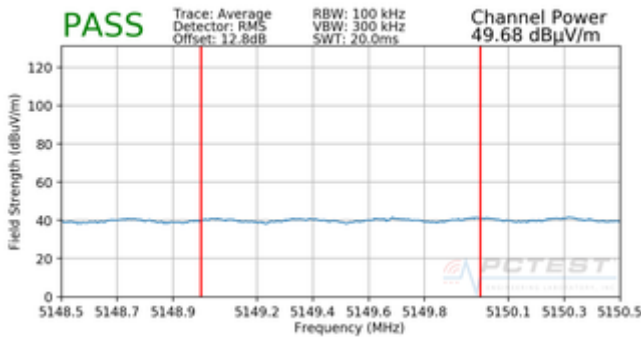
	Frequency [MHz]	Detector	Ant. Pol. [H/V]	Antenna Height [cm]	Turntable Azimuth [degree]	Analyzer Level [dBm]	AFCL [dB/m]	Field Strength [dB μ V/m]	Limit [dB μ V/m]	Margin [dB]
*	3764.00	Average	H	-	-	-76.29	2.04	32.75	53.98	-21.23
*	3764.00	Peak	H	-	-	-64.96	2.04	44.08	73.98	-29.90
	6852.00	Peak	H	-	-	-65.47	8.82	50.35	68.20	-17.85
	8588.00	Peak	H	-	-	-65.17	9.99	51.82	68.20	-16.38
	9940.00	Peak	H	-	-	-62.20	11.60	56.40	68.20	-11.80
*	11676.00	Average	H	-	-	-77.41	12.42	42.01	53.98	-11.97
*	11676.00	Peak	H	-	-	-65.90	12.42	53.52	73.98	-20.46
	14784.00	Peak	H	-	-	-65.37	17.67	59.30	68.20	-8.90
*	17852.00	Average	H	-	-	-77.27	22.59	52.32	53.98	-1.66
*	17852.00	Peak	H	-	-	-65.23	22.59	64.36	73.98	-9.62

Table 7-66. Radiated Measurements (Dual Band Simult. Tx)

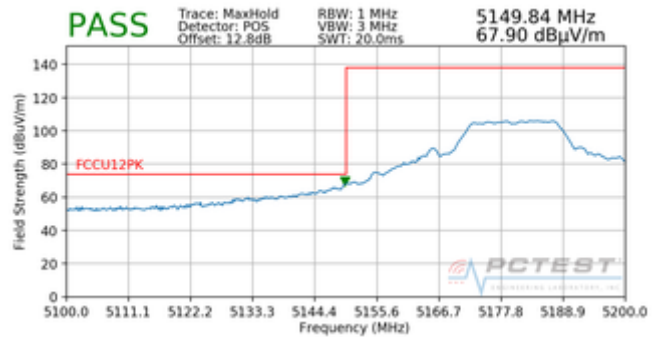
FCC ID: A3LSMG965KOR		MEASUREMENT REPORT (CERTIFICATION)			Approved by: Quality Manager
Test Report S/N: 1M1710200271-06.A3L	Test Dates: 10/20 - 12/5/2017	EUT Type: Portable Handset			Page 152 of 198

7.7.1 Antenna-1 Radiated Band Edge Measurements (20MHz BW) §15.407(b.1)(b.2) §15.205 §15.209; RSS-Gen [8.9]; RSS-Gen [8.9]

Worst Case Mode: 802.11a
 Worst Case Transfer Rate: 6Mbps
 Distance of Measurements: 3 Meters
 Operating Frequency: 5180MHz
 Channel: 36

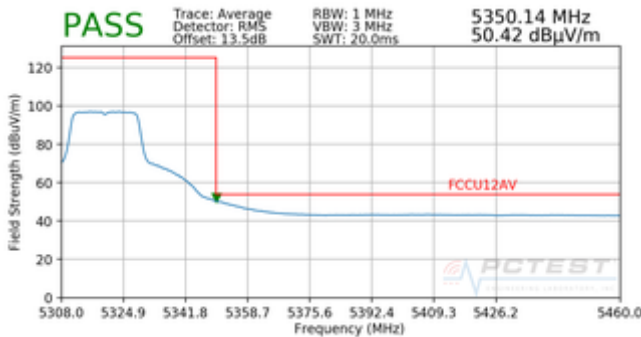


Plot 7-199. Radiated Lower Band Edge Plot (Average – UNII Band 1)

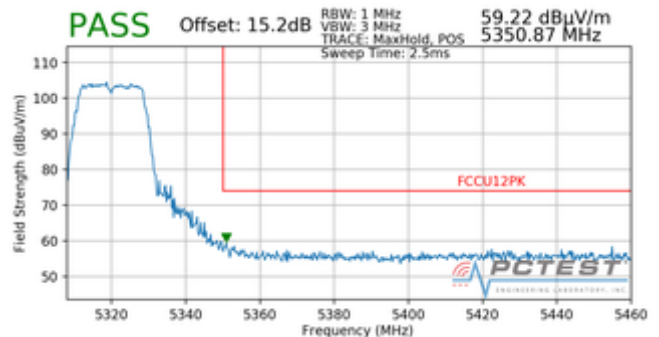


Plot 7-200. Radiated Lower Band Edge Plot (Peak – UNII Band 1)

Worst Case Mode: 802.11a
 Worst Case Transfer Rate: 6Mbps
 Distance of Measurements: 3 Meters
 Operating Frequency: 5320MHz
 Channel: 64



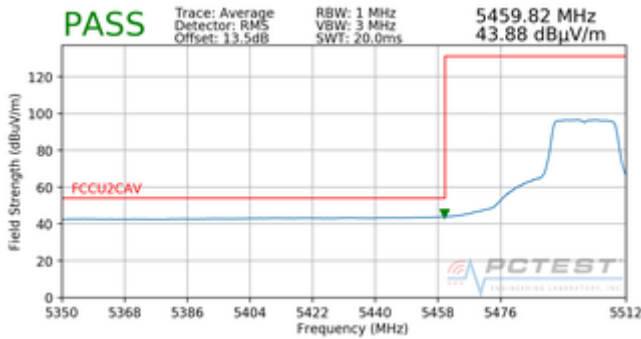
Plot 7-201. Radiated Upper Band Edge Plot (Average – UNII Band 2A)



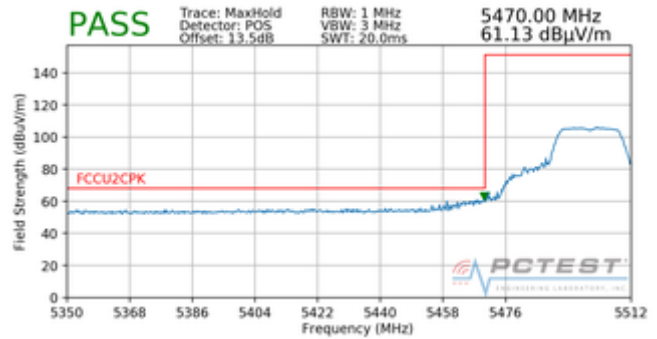
Plot 7-202. Radiated Upper Band Edge Plot (Peak – UNII Band 2A)

FCC ID: A3LSMG965KOR		MEASUREMENT REPORT (CERTIFICATION)		Approved by: Quality Manager
Test Report S/N: 1M1710200271-06.A3L	Test Dates: 10/20 - 12/5/2017	EUT Type: Portable Handset		Page 153 of 198

Worst Case Mode: 802.11a
 Worst Case Transfer Rate: 6Mbps
 Distance of Measurements: 3 Meters
 Operating Frequency: 5500MHz
 Channel: 100

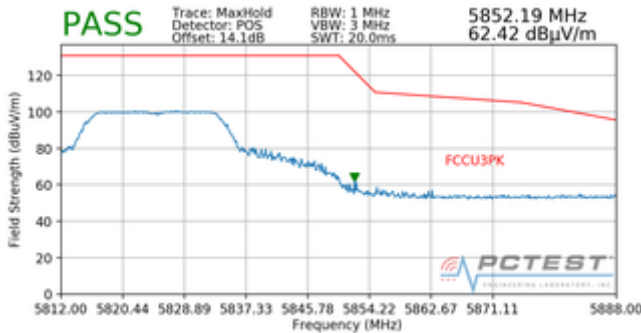


Plot 7-203. Radiated Lower Band Edge Plot (Average – UNII Band 2C)



Plot 7-204. Radiated Lower Band Edge Plot (Peak – UNII Band 2C)

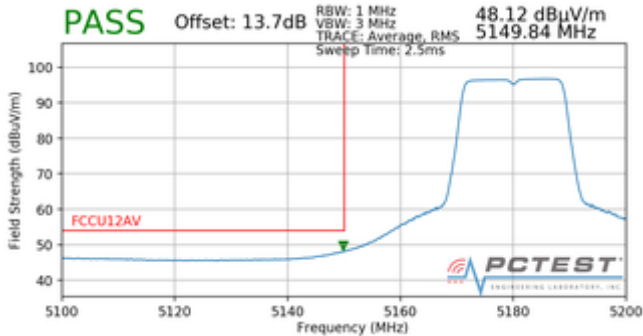
Worst Case Mode: 802.11a
 Worst Case Transfer Rate: 6Mbps
 Distance of Measurements: 3 Meters
 Operating Frequency: 5825MHz
 Channel: 165



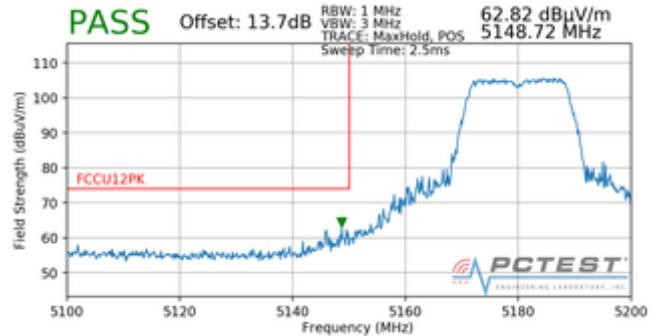
Plot 7-205. Radiated Upper Band Edge Plot (Peak – UNII Band 3)

FCC ID: A3LSMG965KOR		MEASUREMENT REPORT (CERTIFICATION)		Approved by: Quality Manager
Test Report S/N: 1M1710200271-06.A3L	Test Dates: 10/20 - 12/5/2017	EUT Type: Portable Handset		Page 154 of 198

Worst Case Mode: 802.11a
 Worst Case Transfer Rate: 6 Mbps
 Distance of Measurements: 3 Meters
 Operating Frequency: 5180MHz
 Channel: 36



Plot 7-206. Radiated Band Edge Plot (Average – WCP)

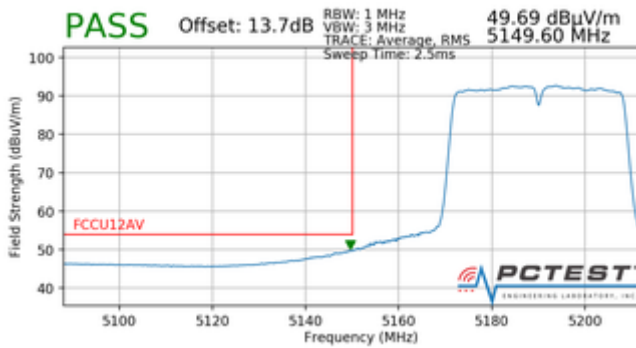


Plot 7-207. Radiated Band Edge Plot (Peak – WCP)

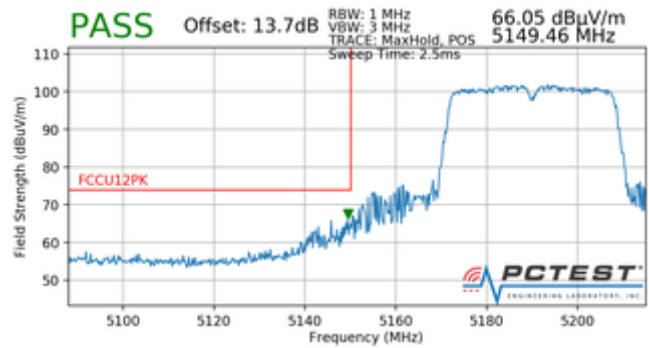
FCC ID: A3LSMG965KOR	 MEASUREMENT REPORT (CERTIFICATION) 		Approved by: Quality Manager
Test Report S/N: 1M1710200271-06.A3L	Test Dates: 10/20 - 12/5/2017	EUT Type: Portable Handset	Page 155 of 198

7.7.2 Antenna-1 Radiated Band Edge Measurements (40MHz BW) §15.407(b.1)(b.2) §15.205 §15.209; RSS-Gen [8.9]

Worst Case Mode:	802.11n
Worst Case Transfer Rate:	MCS0
Distance of Measurements:	3 Meters
Operating Frequency:	5190MHz
Channel:	38

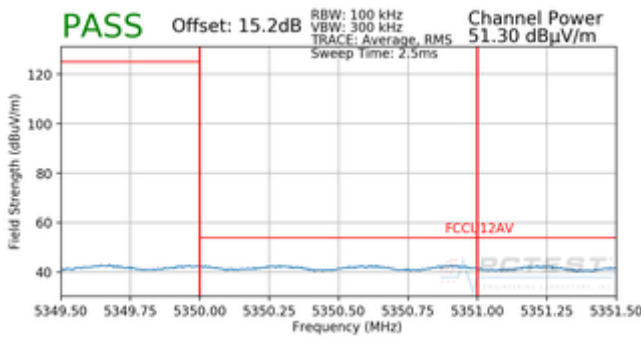


Plot 7-208. Radiated Lower Band Edge Plot (Average – UNII Band 1)

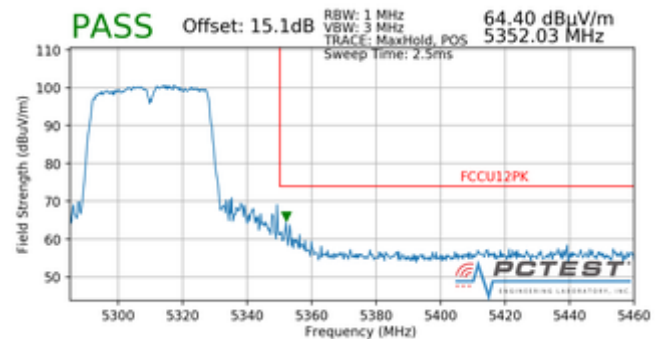


Plot 7-209. Radiated Lower Band Edge Plot (Peak – UNII Band 1)

Worst Case Mode:	802.11n
Worst Case Transfer Rate:	MCS0
Distance of Measurements:	3 Meters
Operating Frequency:	5310MHz
Channel:	62



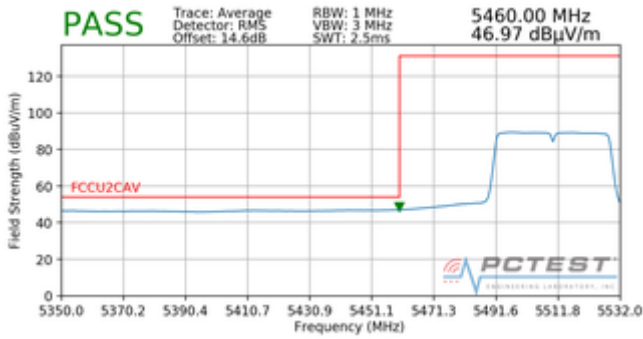
Plot 7-210. Radiated Upper Band Edge Plot (Average – UNII Band 2A)



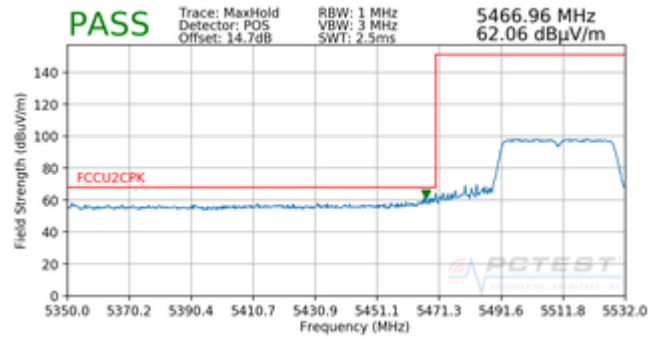
Plot 7-211. Radiated Upper Band Edge Plot (Peak – UNII Band 2A)

FCC ID: A3LSMG965KOR		MEASUREMENT REPORT (CERTIFICATION)		Approved by: Quality Manager
Test Report S/N: 1M1710200271-06.A3L	Test Dates: 10/20 - 12/5/2017	EUT Type: Portable Handset		Page 156 of 198

Worst Case Mode: 802.11n
 Worst Case Transfer Rate: MCS0
 Distance of Measurements: 3 Meters
 Operating Frequency: 5510MHz
 Channel: 102

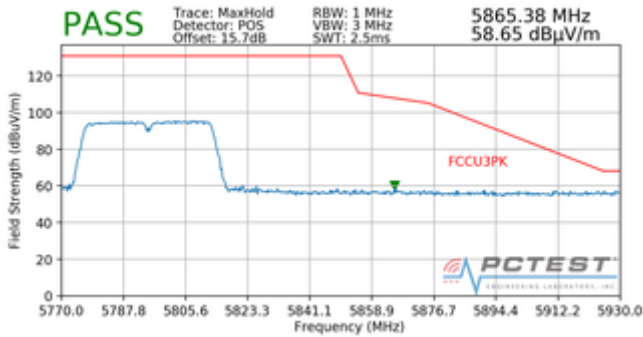


Plot 7-212. Radiated Lower Band Edge Plot (Average – UNII Band 2C)



Plot 7-213. Radiated Lower Band Edge Plot (Peak – UNII Band 2C)

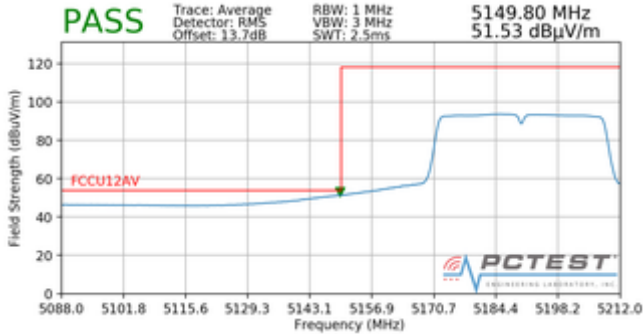
Worst Case Mode: 802.11n
 Worst Case Transfer Rate: MCS0
 Distance of Measurements: 3 Meters
 Operating Frequency: 5795MHz
 Channel: 159



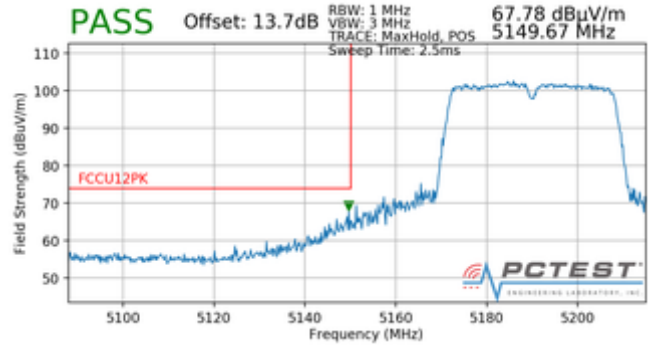
Plot 7-214. Radiated Upper Band Edge Plot (Peak – UNII Band 3)

FCC ID: A3LSMG965KOR		MEASUREMENT REPORT (CERTIFICATION)		Approved by: Quality Manager
Test Report S/N: 1M1710200271-06.A3L	Test Dates: 10/20 - 12/5/2017	EUT Type: Portable Handset		Page 157 of 198

Worst Case Mode: 802.11n
 Worst Case Transfer Rate: MCS0
 Distance of Measurements: 3 Meters
 Operating Frequency: 5190MHz
 Channel: 38



Plot 7-215. Radiated Band Edge Plot (Average – WCP)

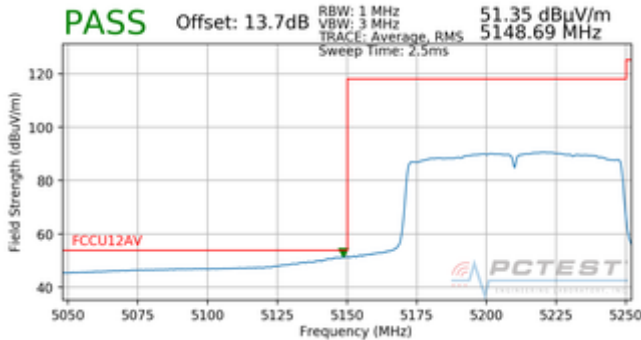


Plot 7-216. Radiated Band Edge Plot (Peak – WCP)

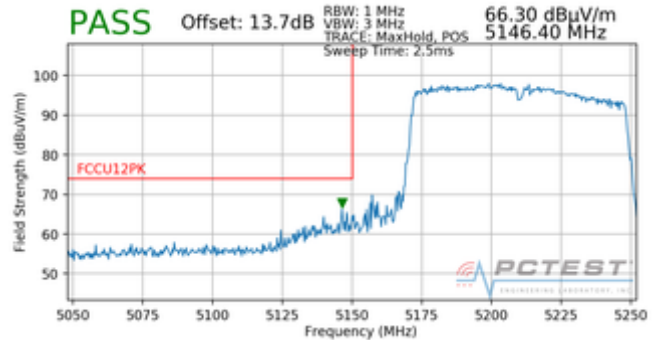
FCC ID: A3LSMG965KOR			MEASUREMENT REPORT (CERTIFICATION)		Approved by: Quality Manager
Test Report S/N: 1M1710200271-06.A3L	Test Dates: 10/20 - 12/5/2017	EUT Type: Portable Handset	Page 158 of 198		

7.7.3 Antenna-1 Radiated Band Edge Measurements (80MHz BW) §15.407(b.1)(b.2) §15.205 §15.209; RSS-Gen [8.9]

Worst Case Mode: 802.11ac
 Worst Case Transfer Rate: MCS0
 Distance of Measurements: 3 Meters
 Operating Frequency: 5210MHz
 Channel: 42

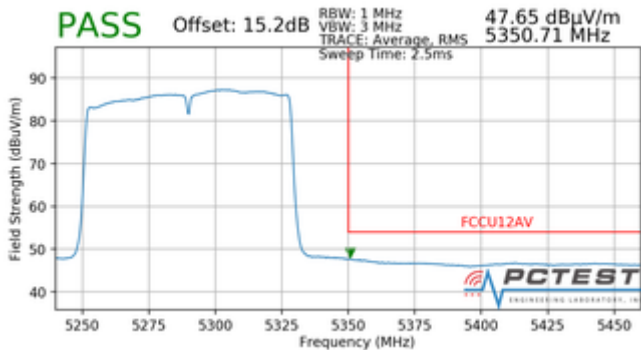


Plot 7-217. Radiated Lower Band Edge Plot (Average – UNII Band 1)

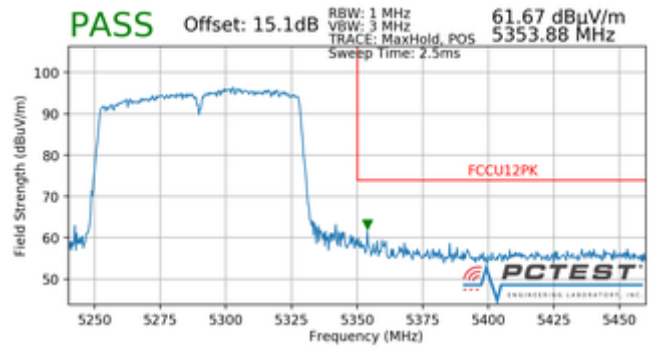


Plot 7-218. Radiated Lower Band Edge Plot (Peak – UNII Band 1)

Worst Case Mode: 802.11a
 Worst Case Transfer Rate: 6 mbps
 Distance of Measurements: 3 Meters
 Operating Frequency: 5290MHz
 Channel: 58



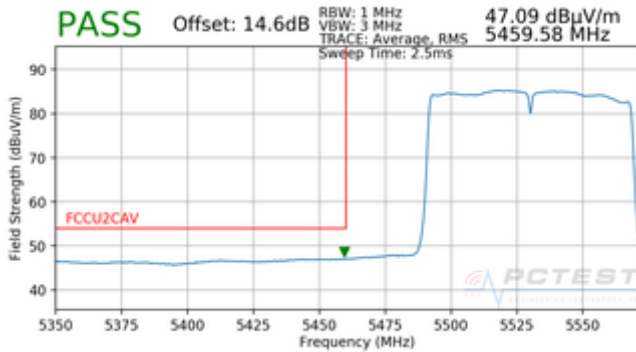
Plot 7-219. Radiated Upper Band Edge Plot (Average – UNII Band 2A)



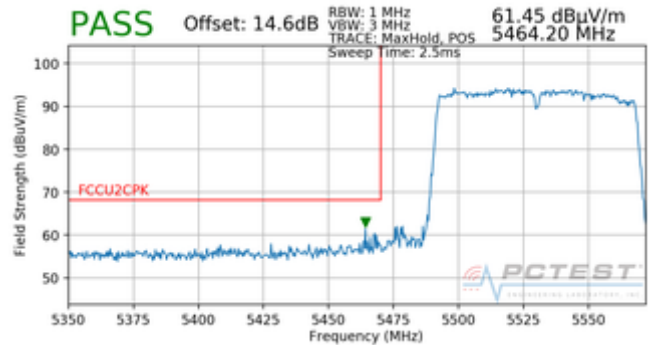
Plot 7-220. Radiated Upper Band Edge Plot (Peak – UNII Band 2A)

FCC ID: A3LSMG965KOR			MEASUREMENT REPORT (CERTIFICATION)		Approved by: Quality Manager
Test Report S/N: 1M1710200271-06.A3L	Test Dates: 10/20 - 12/5/2017	EUT Type: Portable Handset	Page 159 of 198		

Worst Case Mode: 802.11ac
 Worst Case Transfer Rate: MCS0
 Distance of Measurements: 3 Meters
 Operating Frequency: 5530MHz
 Channel: 106

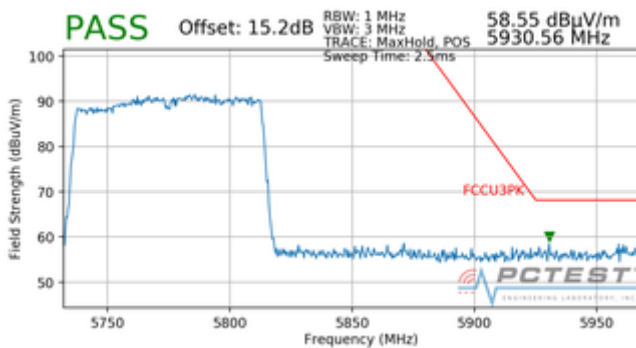


Plot 7-221. Radiated Lower Band Edge Plot (Average – UNII Band 2C)



Plot 7-222. Radiated Lower Band Edge Plot (Peak – UNII Band 2C)

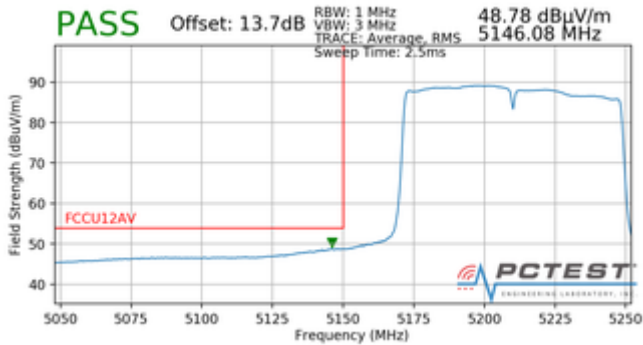
Worst Case Mode: 802.11a
 Worst Case Transfer Rate: 6 mbps
 Distance of Measurements: 3 Meters
 Operating Frequency: 5775MHz
 Channel: 155



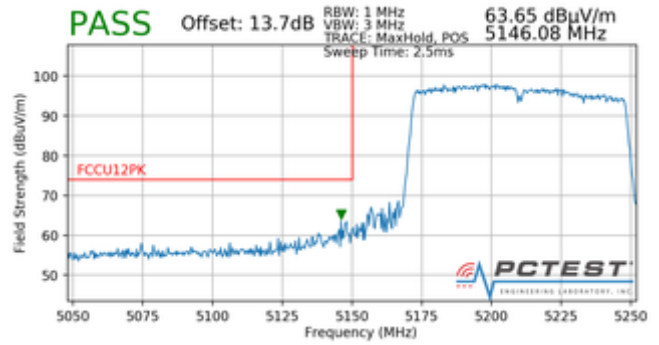
Plot 7-223. Radiated Upper Band Edge Plot (Peak – UNII Band 3)

FCC ID: A3LSMG965KOR		MEASUREMENT REPORT (CERTIFICATION)		Approved by: Quality Manager
Test Report S/N: 1M1710200271-06.A3L	Test Dates: 10/20 - 12/5/2017	EUT Type: Portable Handset		Page 160 of 198

Worst Case Mode: 802.11ac
 Worst Case Transfer Rate: MCS0
 Distance of Measurements: 3 Meters
 Operating Frequency: 5210MHz
 Channel: 42



Plot 7-224. Radiated Band Edge Plot (Average – WCP)

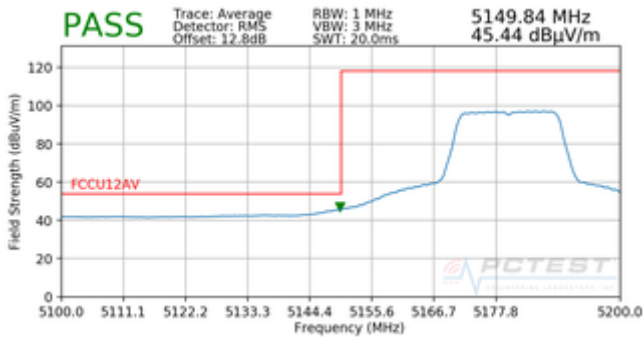


Plot 7-225. Radiated Band Edge Plot (Peak – WCP)

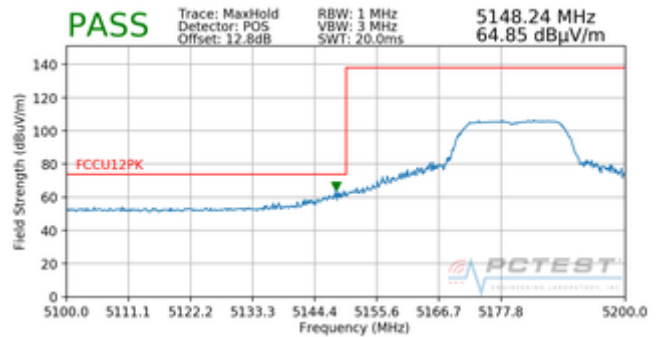
FCC ID: A3LSMG965KOR			MEASUREMENT REPORT (CERTIFICATION)		Approved by: Quality Manager
Test Report S/N: 1M1710200271-06.A3L	Test Dates: 10/20 - 12/5/2017	EUT Type: Portable Handset			Page 161 of 198

7.7.4 Antenna-2 Radiated Band Edge Measurements (20MHz BW) §15.407(b.1)(b.2) §15.205 §15.209; RSS-Gen [8.9]

Worst Case Mode:	802.11a
Worst Case Transfer Rate:	6Mbps
Distance of Measurements:	3 Meters
Operating Frequency:	5180MHz
Channel:	36

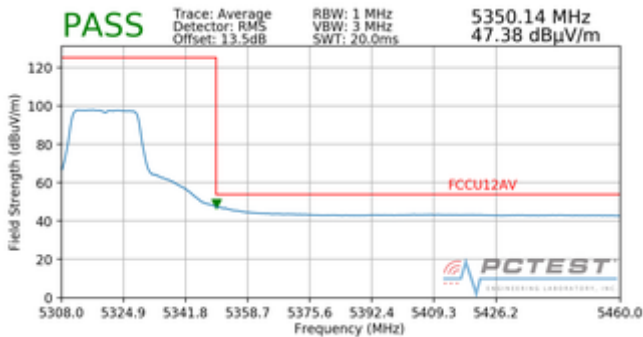


Plot 7-226. Radiated Lower Band Edge Plot (Average – UNII Band 1)

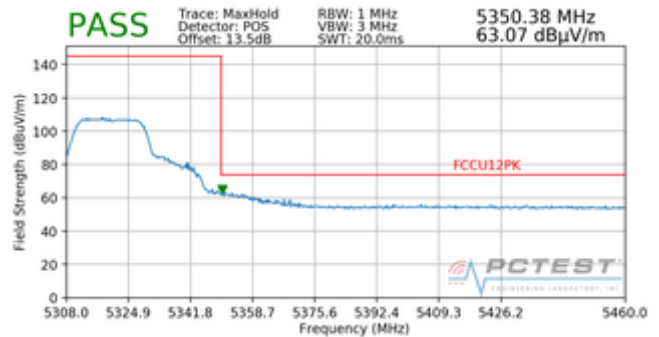


Plot 7-227. Radiated Lower Band Edge Plot (Peak – UNII Band 1)

Worst Case Mode:	802.11a
Worst Case Transfer Rate:	6Mbps
Distance of Measurements:	3 Meters
Operating Frequency:	5320MHz
Channel:	64



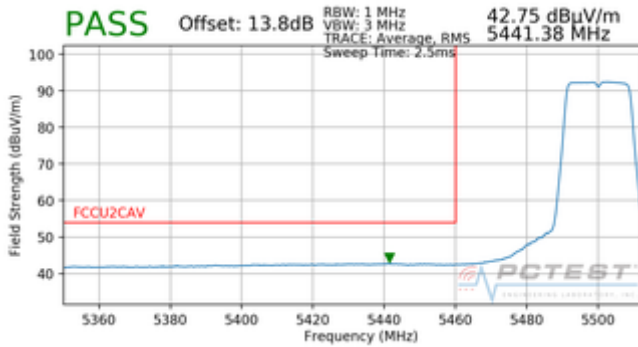
Plot 7-228. Radiated Upper Band Edge Plot (Average – UNII Band 2A)



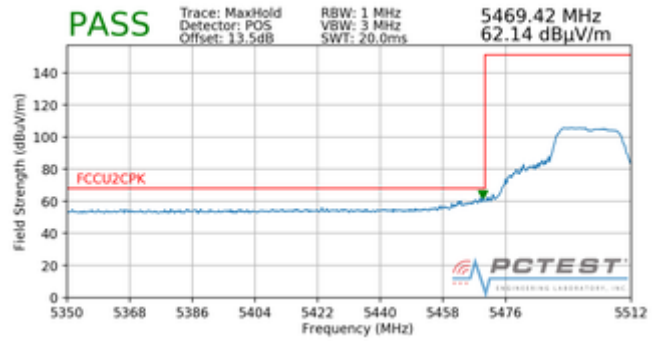
Plot 7-229. Radiated Upper Band Edge Plot (Peak – UNII Band 2A)

FCC ID: A3LSMG965KOR		MEASUREMENT REPORT (CERTIFICATION)		Approved by: Quality Manager
Test Report S/N: 1M1710200271-06.A3L	Test Dates: 10/20 - 12/5/2017	EUT Type: Portable Handset		Page 162 of 198

Worst Case Mode: 802.11a
 Worst Case Transfer Rate: 6Mbps
 Distance of Measurements: 3 Meters
 Operating Frequency: 5500MHz
 Channel: 100

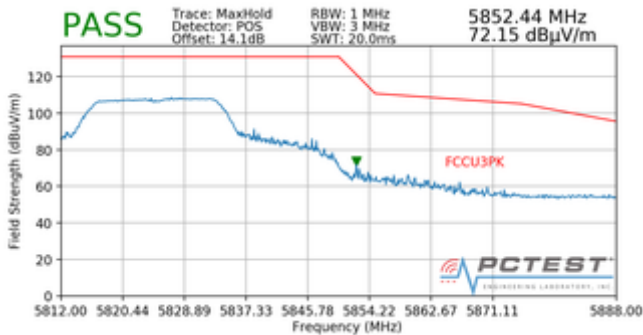


Plot 7-230. Radiated Lower Band Edge Plot (Average – UNII Band 2C)



Plot 7-231. Radiated Lower Band Edge Plot (Peak – UNII Band 2C)

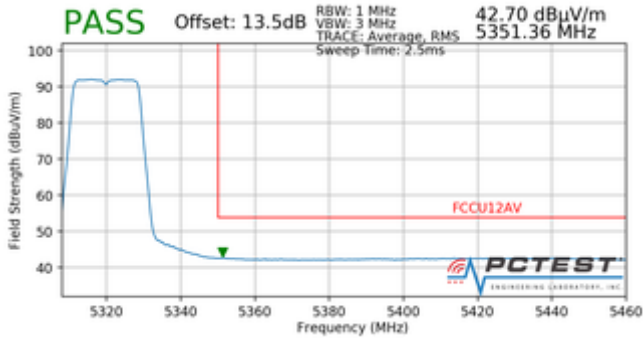
Worst Case Mode: 802.11a
 Worst Case Transfer Rate: 6Mbps
 Distance of Measurements: 3 Meters
 Operating Frequency: 5825MHz
 Channel: 165



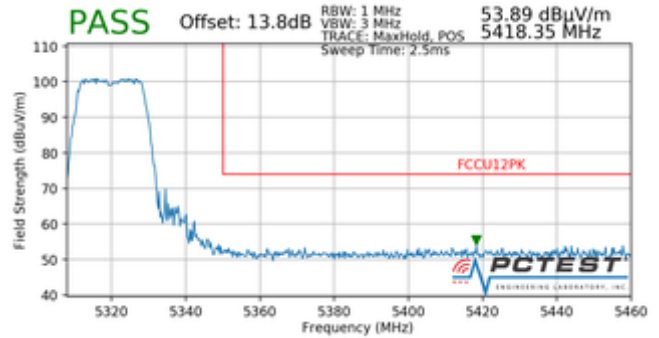
Plot 7-232. Radiated Upper Band Edge Plot (Peak – UNII Band 3)

FCC ID: A3LSMG965KOR			MEASUREMENT REPORT (CERTIFICATION)		Approved by: Quality Manager
Test Report S/N: 1M1710200271-06.A3L	Test Dates: 10/20 - 12/5/2017	EUT Type: Portable Handset		Page 163 of 198	

Worst Case Mode: 802.11a
 Worst Case Transfer Rate: 6Mbps
 Distance of Measurements: 3 Meters
 Operating Frequency: 5320MHz
 Channel: 64



Plot 7-233. Radiated Band Edge Plot (Average – WCP)

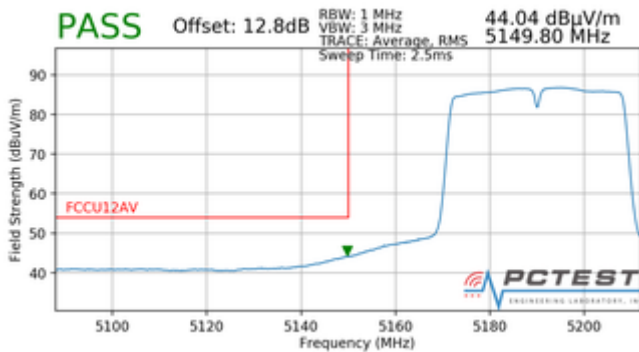


Plot 7-234. Radiated Band Edge Plot (Peak – WCP)

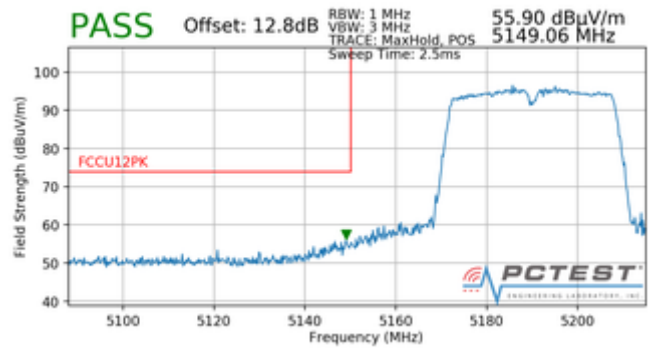
FCC ID: A3LSMG965KOR			MEASUREMENT REPORT (CERTIFICATION)		Approved by: Quality Manager
Test Report S/N: 1M1710200271-06.A3L	Test Dates: 10/20 - 12/5/2017	EUT Type: Portable Handset			Page 164 of 198

7.7.5 Antenna-2 Radiated Band Edge Measurements (40MHz BW) §15.407(b.1)(b.2) §15.205 §15.209; RSS-Gen [8.9]

Worst Case Mode:	802.11n
Worst Case Transfer Rate:	MCS0
Distance of Measurements:	3 Meters
Operating Frequency:	5190MHz
Channel:	38

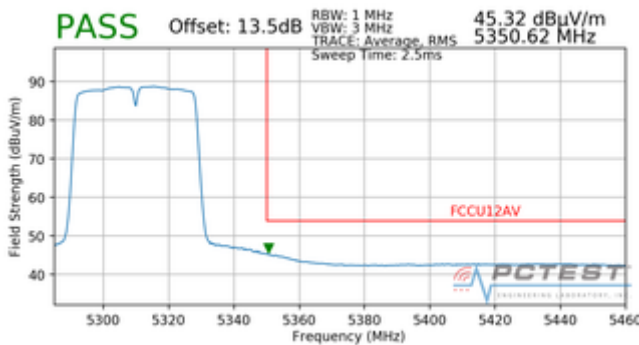


Plot 7-235. Radiated Lower Band Edge Plot (Average – UNII Band 1)

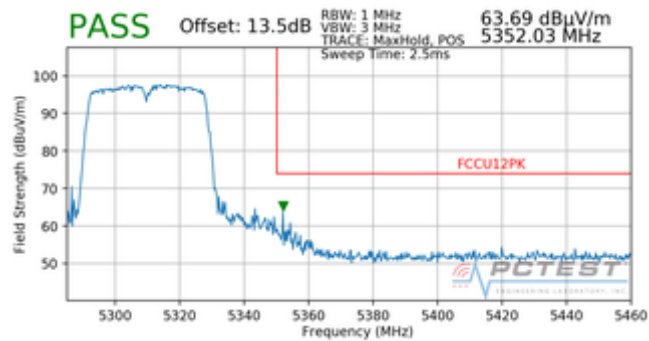


Plot 7-236. Radiated Lower Band Edge Plot (Peak – UNII Band 1)

Worst Case Mode:	802.11n
Worst Case Transfer Rate:	MCS0
Distance of Measurements:	3 Meters
Operating Frequency:	5310MHz
Channel:	62



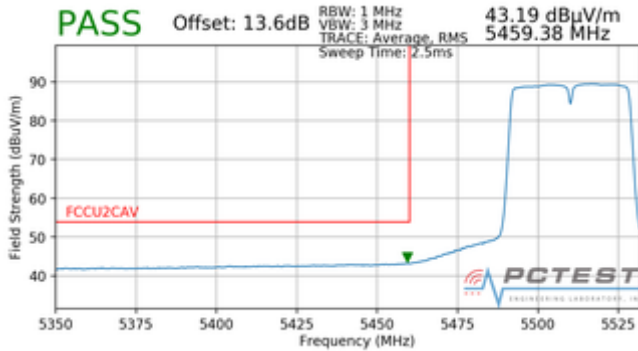
Plot 7-237. Radiated Upper Band Edge Plot (Average – UNII Band 2A)



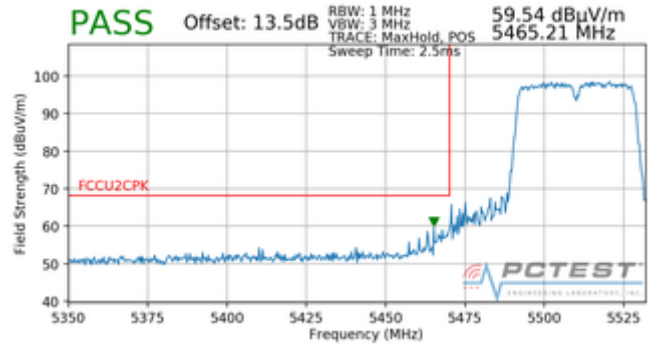
Plot 7-238. Radiated Upper Band Edge Plot (Peak – UNII Band 2A)

FCC ID: A3LSMG965KOR		MEASUREMENT REPORT (CERTIFICATION)		Approved by: Quality Manager
Test Report S/N: 1M1710200271-06.A3L	Test Dates: 10/20 - 12/5/2017	EUT Type: Portable Handset		Page 165 of 198

Worst Case Mode: 802.11n
 Worst Case Transfer Rate: MCS0
 Distance of Measurements: 3 Meters
 Operating Frequency: 5510MHz
 Channel: 102

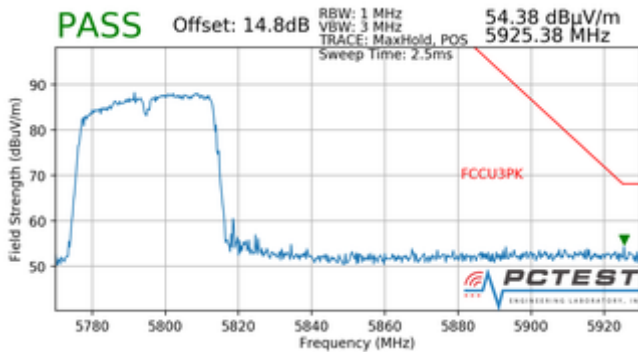


Plot 7-239. Radiated Lower Band Edge Plot (Average – UNII Band 2C)



Plot 7-240. Radiated Lower Band Edge Plot (Peak – UNII Band 2C)

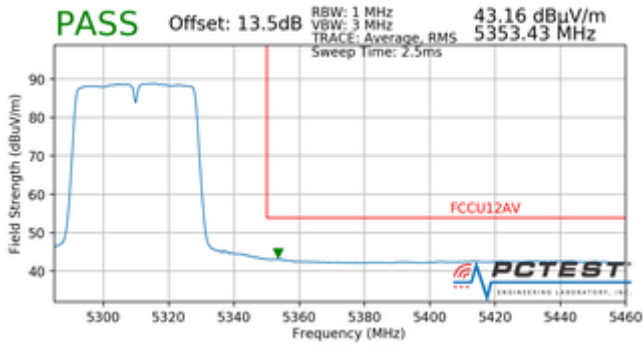
Worst Case Mode: 802.11n
 Worst Case Transfer Rate: MCS0
 Distance of Measurements: 3 Meters
 Operating Frequency: 5795MHz
 Channel: 159



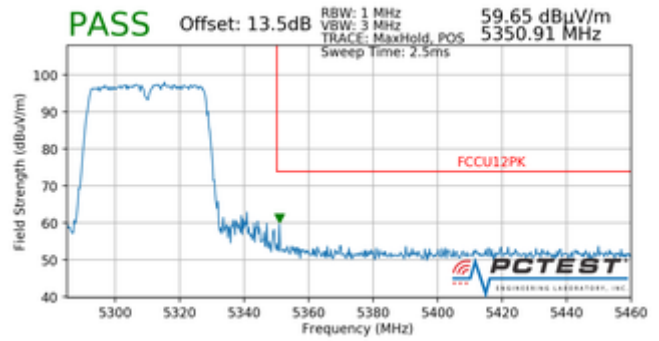
Plot 7-241. Radiated Upper Band Edge Plot (Peak – UNII Band 3)

FCC ID: A3LSMG965KOR			MEASUREMENT REPORT (CERTIFICATION)		Approved by: Quality Manager
Test Report S/N: 1M1710200271-06.A3L	Test Dates: 10/20 - 12/5/2017	EUT Type: Portable Handset	Page 166 of 198		

Worst Case Mode: 802.11n
 Worst Case Transfer Rate: MCS0
 Distance of Measurements: 3 Meters
 Operating Frequency: 5190MHz
 Channel: 38



Plot 7-242. Radiated Band Edge Plot (Average – WCP)

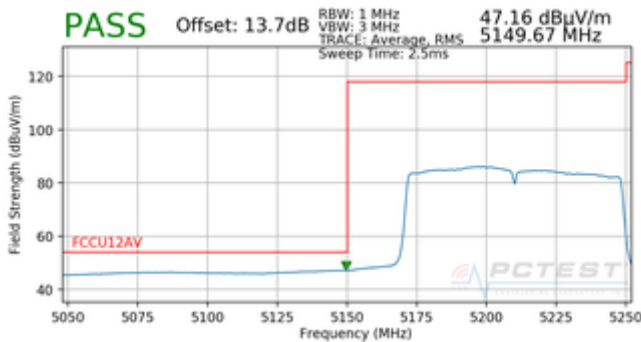


Plot 7-243. Radiated Band Edge Plot (Peak – WCP)

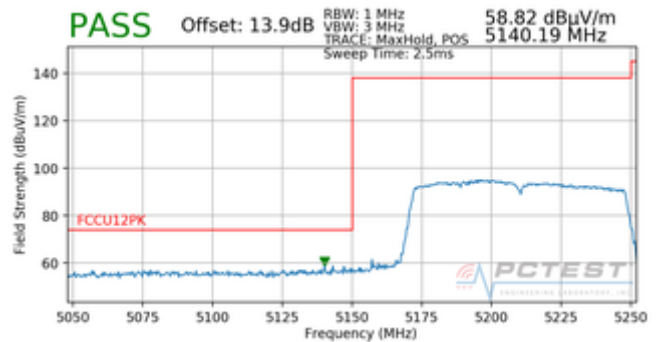
FCC ID: A3LSMG965KOR			MEASUREMENT REPORT (CERTIFICATION)		Approved by: Quality Manager
Test Report S/N: 1M1710200271-06.A3L	Test Dates: 10/20 - 12/5/2017	EUT Type: Portable Handset			Page 167 of 198

7.7.6 Antenna-2 Radiated Band Edge Measurements (80MHz BW) §15.407(b.1)(b.2) §15.205 §15.209; RSS-Gen [8.9]

Worst Case Mode:	802.11ac
Worst Case Transfer Rate:	MCS0
Distance of Measurements:	3 Meters
Operating Frequency:	5210MHz
Channel:	42

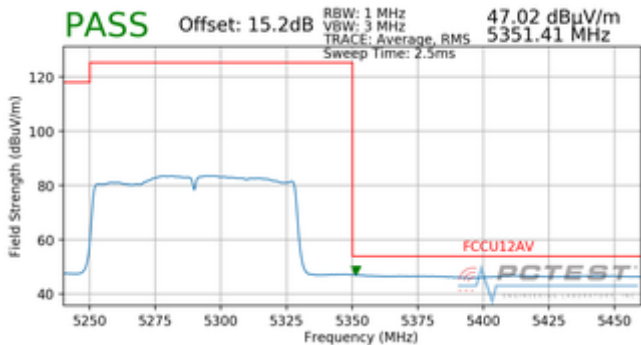


Plot 7-244. Radiated Lower Band Edge Plot (Average – UNII Band 1)

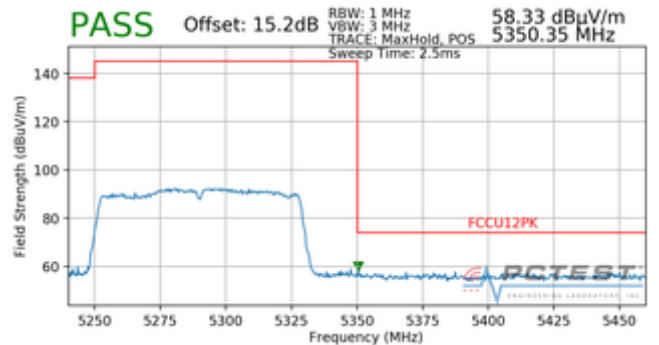


Plot 7-245. Radiated Lower Band Edge Plot (Peak – UNII Band 1)

Worst Case Mode:	802.11ac
Worst Case Transfer Rate:	MCS0
Distance of Measurements:	3 Meters
Operating Frequency:	5290MHz
Channel:	58



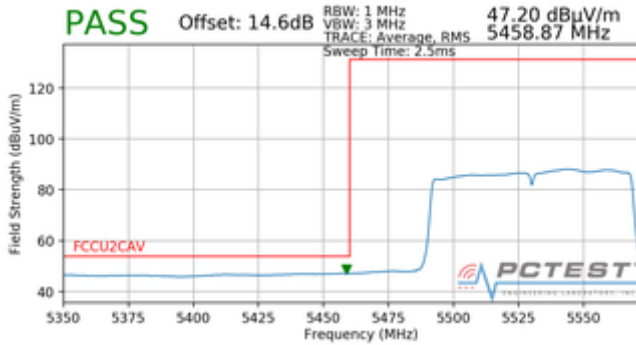
Plot 7-246. Radiated Upper Band Edge Plot (Average – UNII Band 2A)



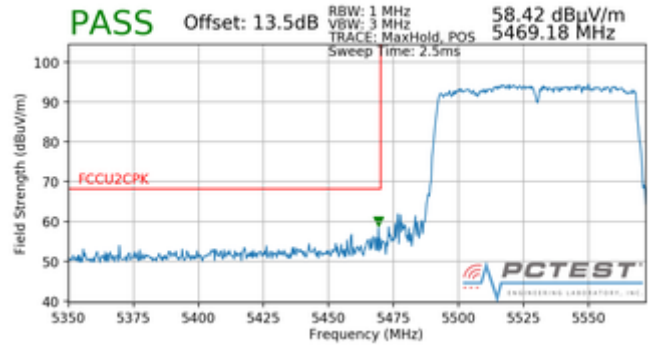
Plot 7-247. Radiated Upper Band Edge Plot (Peak – UNII Band 2A)

FCC ID: A3LSMG965KOR		MEASUREMENT REPORT (CERTIFICATION)		Approved by: Quality Manager
Test Report S/N: 1M1710200271-06.A3L	Test Dates: 10/20 - 12/5/2017	EUT Type: Portable Handset		Page 168 of 198

Worst Case Mode: 802.11ac
 Worst Case Transfer Rate: MCS0
 Distance of Measurements: 3 Meters
 Operating Frequency: 5530MHz
 Channel: 106

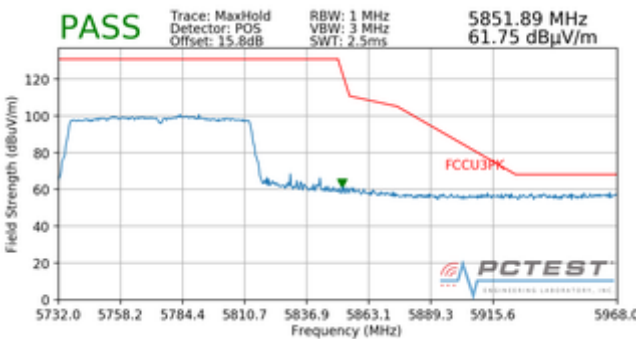


Plot 7-248. Radiated Lower Band Edge Plot (Average – UNII Band 2C)



Plot 7-249. Radiated Lower Band Edge Plot (Peak – UNII Band 2C)

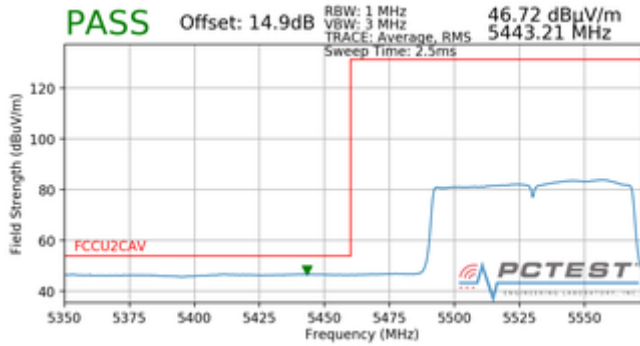
Worst Case Mode: 802.11ac
 Worst Case Transfer Rate: MCS0
 Distance of Measurements: 3 Meters
 Operating Frequency: 5775MHz
 Channel: 155



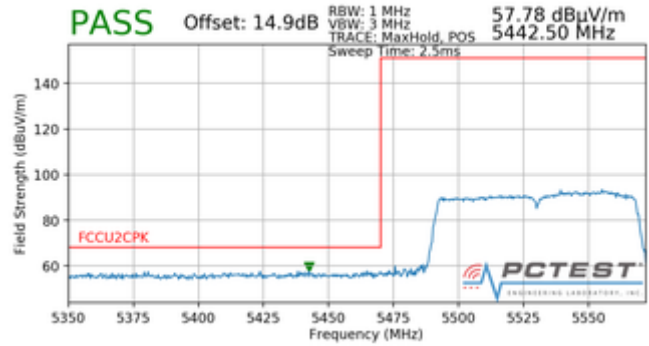
Plot 7-250. Radiated Upper Band Edge Plot (Peak – UNII Band 3)

FCC ID: A3LSMG965KOR		MEASUREMENT REPORT (CERTIFICATION)		Approved by: Quality Manager
Test Report S/N: 1M1710200271-06.A3L	Test Dates: 10/20 - 12/5/2017	EUT Type: Portable Handset		Page 169 of 198

Worst Case Mode: 802.11ac
 Worst Case Transfer Rate: MCS0
 Distance of Measurements: 3 Meters
 Operating Frequency: 5530MHz
 Channel: 106



Plot 7-251. Radiated Band Edge Plot (Average – WCP)

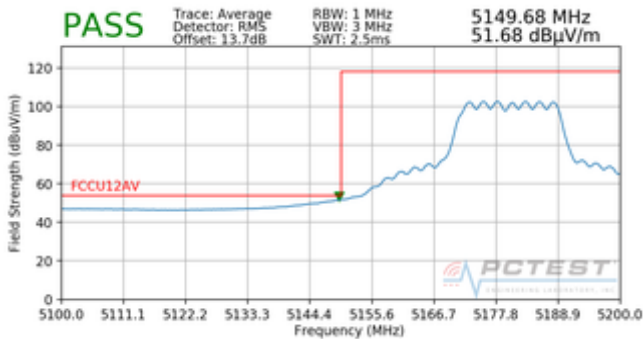


Plot 7-252. Radiated Band Edge Plot (Peak – WCP)

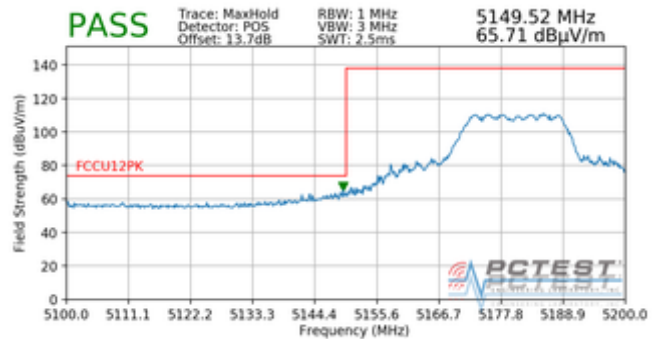
FCC ID: A3LSMG965KOR			MEASUREMENT REPORT (CERTIFICATION)		Approved by: Quality Manager
Test Report S/N: 1M1710200271-06.A3L	Test Dates: 10/20 - 12/5/2017	EUT Type: Portable Handset			Page 170 of 198

7.7.7 MIMO Radiated Band Edge Measurements (20MHz BW) §15.407(b.1)(b.2) §15.205 §15.209; RSS-Gen [8.9]

Worst Case Mode:	802.11n
Worst Case Transfer Rate:	MCS0
Distance of Measurements:	3 Meters
Operating Frequency:	5180MHz
Channel:	36

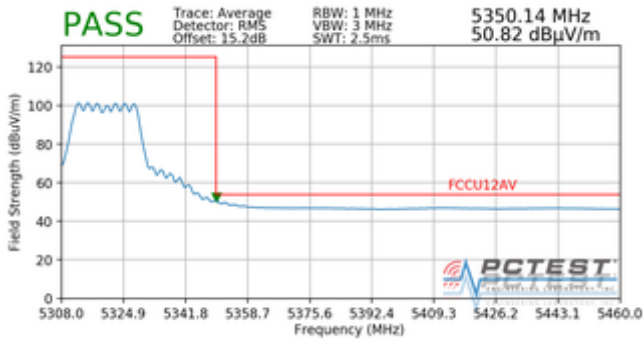


Plot 7-253. Radiated Lower Band Edge Plot (Average – UNII Band 1)

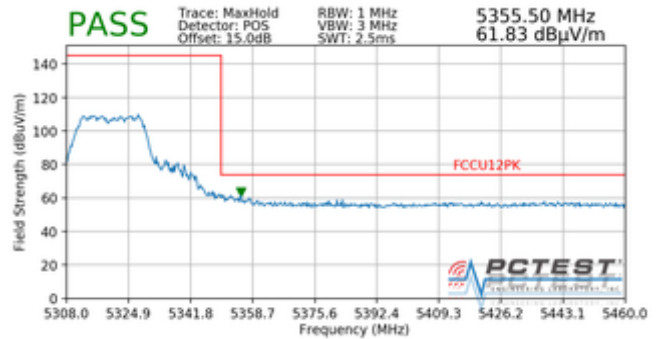


Plot 7-254. Radiated Lower Band Edge Plot (Peak – UNII Band 1)

Worst Case Mode:	802.11n
Worst Case Transfer Rate:	MCS0
Distance of Measurements:	3 Meters
Operating Frequency:	5320MHz
Channel:	64



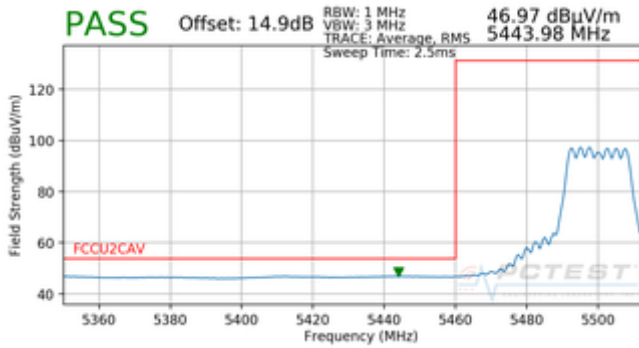
Plot 7-255. Radiated Upper Band Edge Plot (Average – UNII Band 2A)



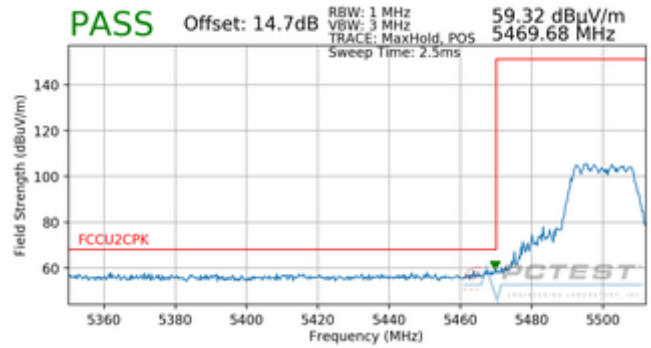
Plot 7-256. Radiated Upper Band Edge Plot (Peak – UNII Band 2A)

FCC ID: A3LSMG965KOR		MEASUREMENT REPORT (CERTIFICATION)		Approved by: Quality Manager
Test Report S/N: 1M1710200271-06.A3L	Test Dates: 10/20 - 12/5/2017	EUT Type: Portable Handset		Page 171 of 198

Worst Case Mode: 802.11n
 Worst Case Transfer Rate: MCS0
 Distance of Measurements: 3 Meters
 Operating Frequency: 5500MHz
 Channel: 100

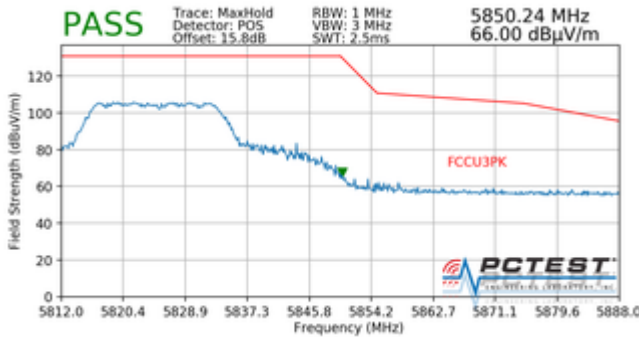


Plot 7-257. Radiated Lower Band Edge Plot (Average – UNII Band 2C)



Plot 7-258. Radiated Lower Band Edge Plot (Peak – UNII Band 2C)

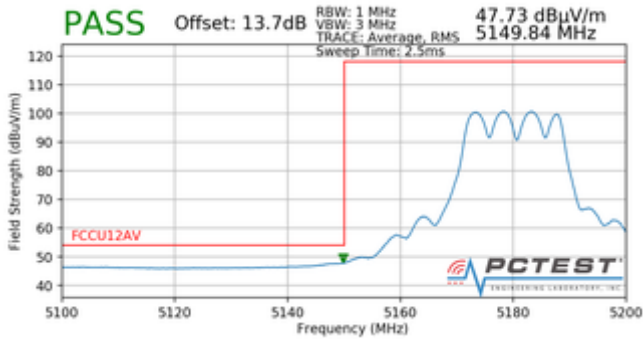
Worst Case Mode: 802.11n
 Worst Case Transfer Rate: MCS0
 Distance of Measurements: 3 Meters
 Operating Frequency: 5825MHz
 Channel: 165



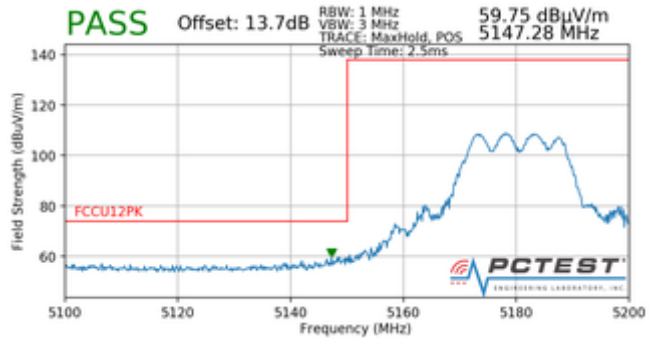
Plot 7-259. Radiated Upper Band Edge Plot (Peak – UNII Band 3)

FCC ID: A3LSMG965KOR		MEASUREMENT REPORT (CERTIFICATION)		Approved by: Quality Manager
Test Report S/N: 1M1710200271-06.A3L	Test Dates: 10/20 - 12/5/2017	EUT Type: Portable Handset		Page 172 of 198

Worst Case Mode: 802.11n
 Worst Case Transfer Rate: MCS0
 Distance of Measurements: 3 Meters
 Operating Frequency: 5180MHz
 Channel: 36



Plot 7-260. Radiated Band Edge Plot (Average – WCP)

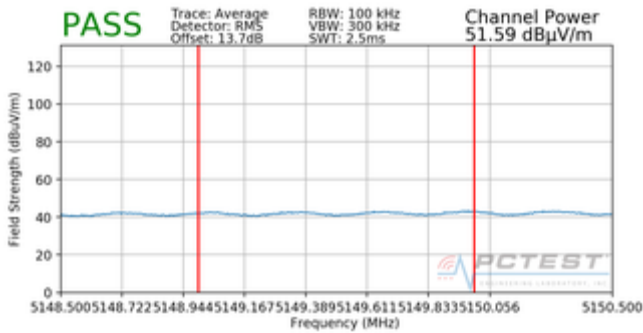


Plot 7-261. Radiated Band Edge Plot (Peak – WCP)

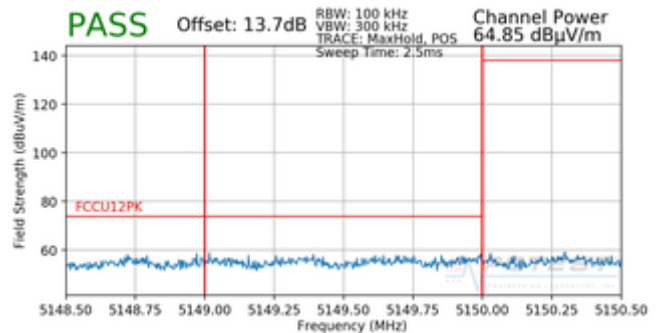
FCC ID: A3LSMG965KOR			MEASUREMENT REPORT (CERTIFICATION)		Approved by: Quality Manager
Test Report S/N: 1M1710200271-06.A3L	Test Dates: 10/20 - 12/5/2017	EUT Type: Portable Handset	Page 173 of 198		

7.7.8 MIMO Radiated Band Edge Measurements (40MHz BW) §15.407(b.1)(b.2) §15.205 §15.209; RSS-Gen [8.9]

Worst Case Mode:	802.11n
Worst Case Transfer Rate:	MCS0
Distance of Measurements:	3 Meters
Operating Frequency:	5190MHz
Channel:	38

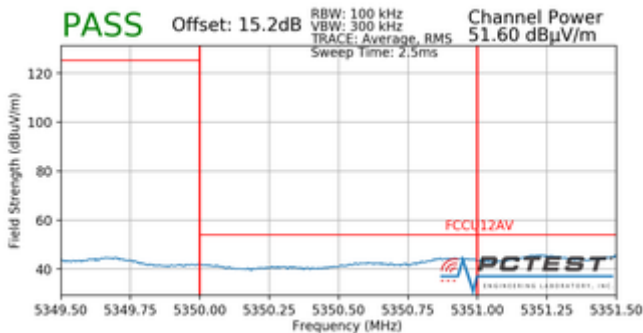


Plot 7-262. Radiated Lower Band Edge Plot (Average – UNII Band 1)

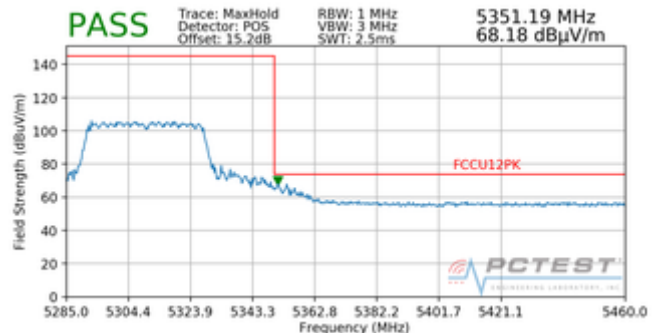


Plot 7-263. Radiated Lower Band Edge Plot (Peak – UNII Band 1)

Worst Case Mode:	802.11n
Worst Case Transfer Rate:	MCS0
Distance of Measurements:	3 Meters
Operating Frequency:	5310MHz
Channel:	62



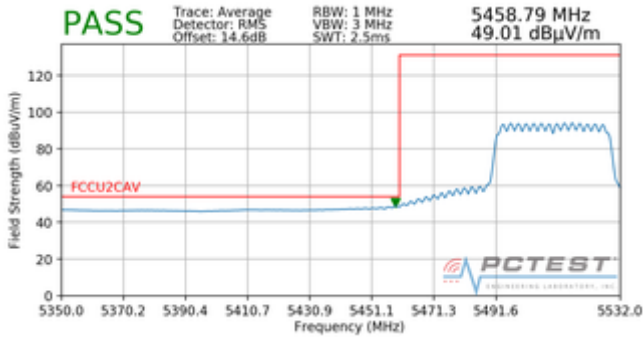
Plot 7-264. Radiated Upper Band Edge Plot (Average – UNII Band 2A)



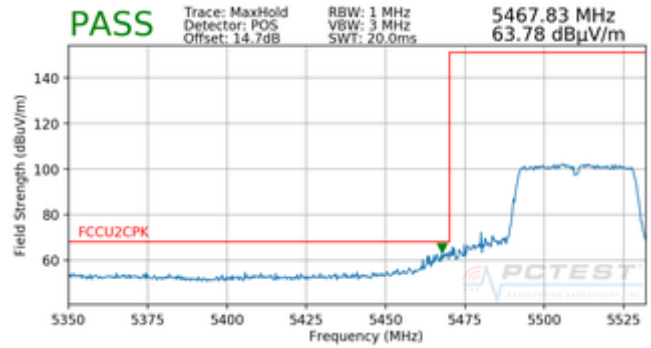
Plot 7-265. Radiated Upper Band Edge Plot (Peak – UNII Band 2A)

FCC ID: A3LSMG965KOR		MEASUREMENT REPORT (CERTIFICATION)		Approved by: Quality Manager
Test Report S/N: 1M1710200271-06.A3L	Test Dates: 10/20 - 12/5/2017	EUT Type: Portable Handset		Page 174 of 198

Worst Case Mode: 802.11n
 Worst Case Transfer Rate: MCS0
 Distance of Measurements: 3 Meters
 Operating Frequency: 5510MHz
 Channel: 102

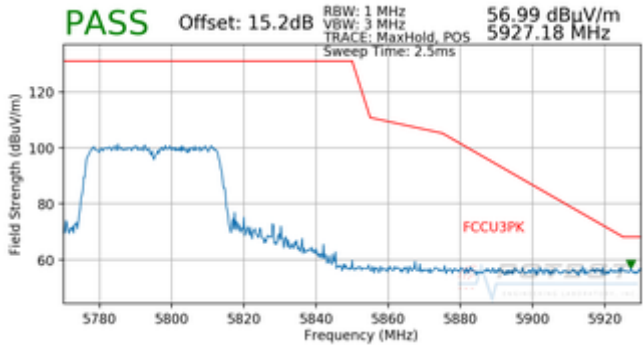


Plot 7-266. Radiated Lower Band Edge Plot (Average – UNII Band 2C)



Plot 7-267. Radiated Lower Band Edge Plot (Peak – UNII Band 2C)

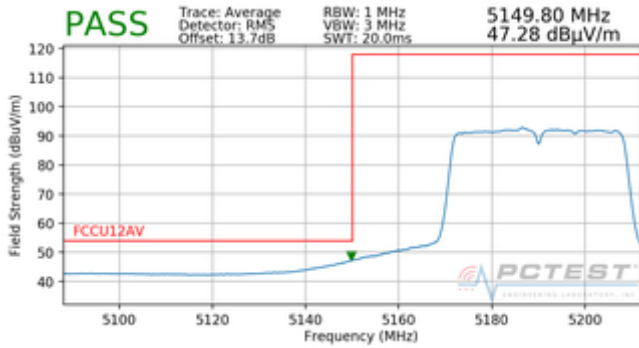
Worst Case Mode: 802.11n
 Worst Case Transfer Rate: MCS0
 Distance of Measurements: 3 Meters
 Operating Frequency: 5795MHz
 Channel: 159



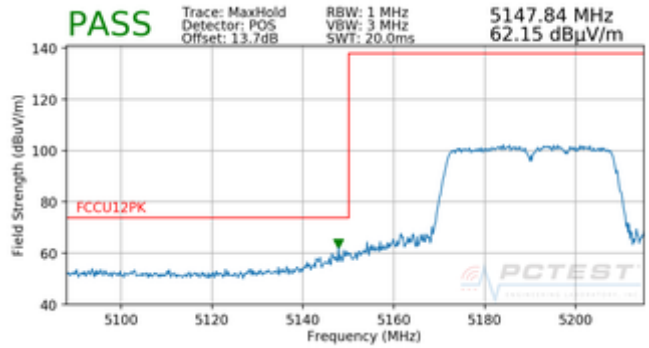
Plot 7-268. Radiated Upper Band Edge Plot (Peak – UNII Band 3)

FCC ID: A3LSMG965KOR		MEASUREMENT REPORT (CERTIFICATION)		Approved by: Quality Manager
Test Report S/N: 1M1710200271-06.A3L	Test Dates: 10/20 - 12/5/2017	EUT Type: Portable Handset		Page 175 of 198

Worst Case Mode: 802.11n
 Worst Case Transfer Rate: MCS0
 Distance of Measurements: 3 Meters
 Operating Frequency: 5190MHz
 Channel: 38



Plot 7-269. Radiated Band Edge Plot (Average – WCP)

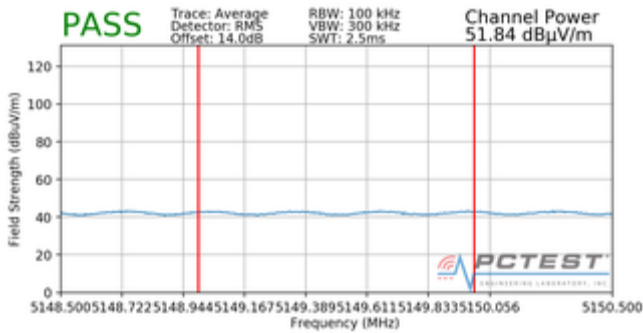


Plot 7-270. Radiated Band Edge Plot (Peak – WCP)

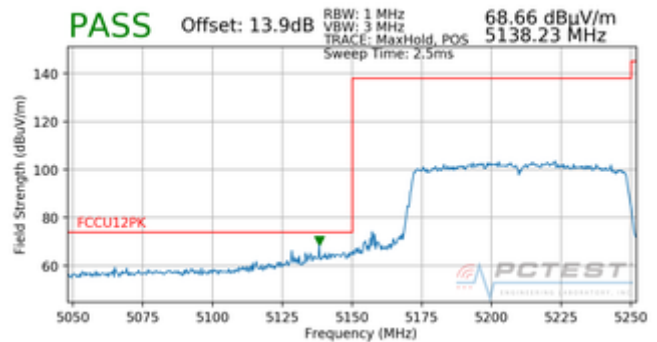
FCC ID: A3LSMG965KOR	 MEASUREMENT REPORT (CERTIFICATION) 		Approved by: Quality Manager
Test Report S/N: 1M1710200271-06.A3L	Test Dates: 10/20 - 12/5/2017	EUT Type: Portable Handset	Page 176 of 198

7.7.9 MIMO Radiated Band Edge Measurements (80MHz BW) §15.407(b.1)(b.2) §15.205 §15.209; RSS-Gen [8.9]

Worst Case Mode:	802.11ac
Worst Case Transfer Rate:	MCS8
Distance of Measurements:	3 Meters
Operating Frequency:	5210MHz
Channel:	42

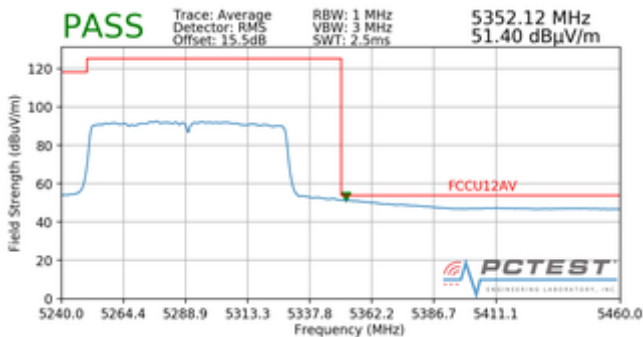


Plot 7-271. Radiated Lower Band Edge Plot (Average – UNII Band 1)

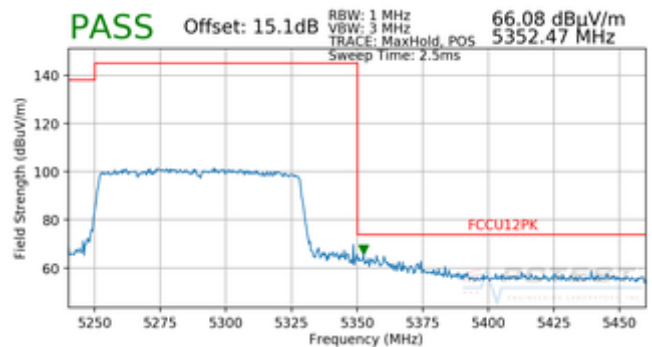


Plot 7-272. Radiated Lower Band Edge Plot (Peak – UNII Band 1)

Worst Case Mode:	802.11ac
Worst Case Transfer Rate:	MCS8
Distance of Measurements:	3 Meters
Operating Frequency:	5290MHz
Channel:	58



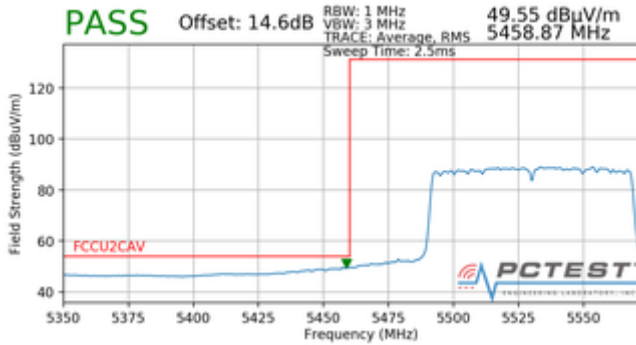
Plot 7-273. Radiated Upper Band Edge Plot (Average – UNII Band 2A)



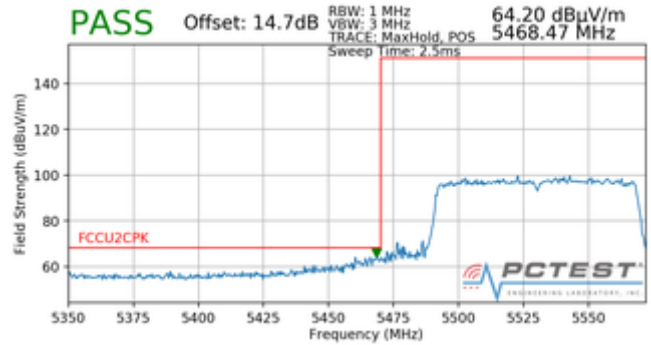
Plot 7-274. Radiated Upper Band Edge Plot (Peak – UNII Band 2A)

FCC ID: A3LSMG965KOR		MEASUREMENT REPORT (CERTIFICATION)		Approved by: Quality Manager
Test Report S/N: 1M1710200271-06.A3L	Test Dates: 10/20 - 12/5/2017	EUT Type: Portable Handset		Page 177 of 198

Worst Case Mode: 802.11ac
 Worst Case Transfer Rate: MCS8
 Distance of Measurements: 3 Meters
 Operating Frequency: 5530MHz
 Channel: 106

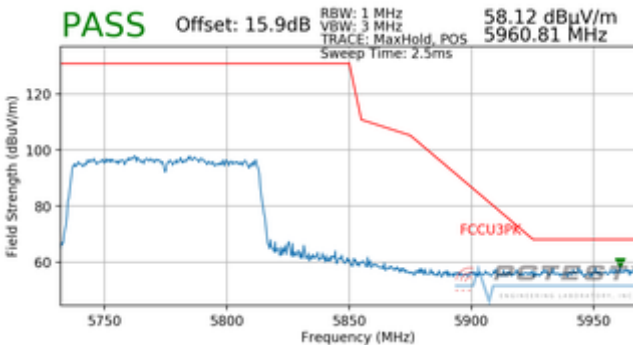


Plot 7-275. Radiated Lower Band Edge Plot (Average – UNII Band 2C)



Plot 7-276. Radiated Lower Band Edge Plot (Peak – UNII Band 2C)

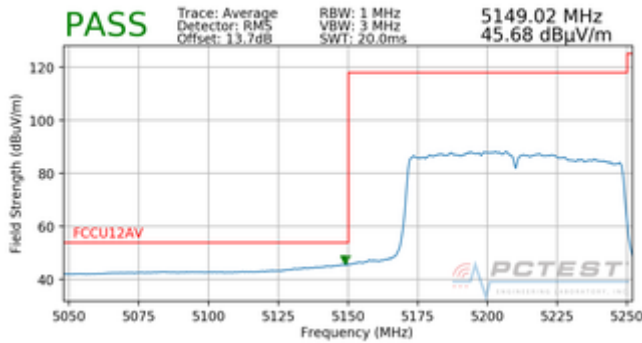
Worst Case Mode: 802.11ac
 Worst Case Transfer Rate: MCS8
 Distance of Measurements: 3 Meters
 Operating Frequency: 5775MHz
 Channel: 155



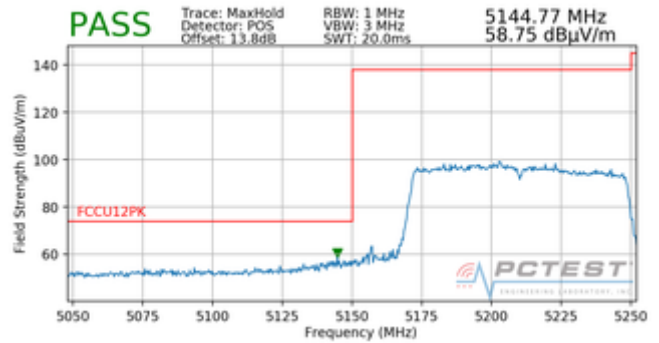
Plot 7-277. Radiated Upper Band Edge Plot (Peak – UNII Band 3)

FCC ID: A3LSMG965KOR		MEASUREMENT REPORT (CERTIFICATION)		Approved by: Quality Manager
Test Report S/N: 1M1710200271-06.A3L	Test Dates: 10/20 - 12/5/2017	EUT Type: Portable Handset		Page 178 of 198

Worst Case Mode: 802.11ac
 Worst Case Transfer Rate: MCS8
 Distance of Measurements: 3 Meters
 Operating Frequency: 5210MHz
 Channel: 42



Plot 7-278. Radiated Band Edge Plot (Average – WCP)

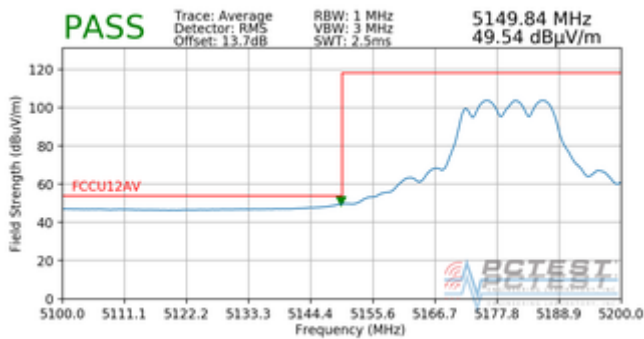


Plot 7-279. Radiated Band Edge Plot (Peak – WCP)

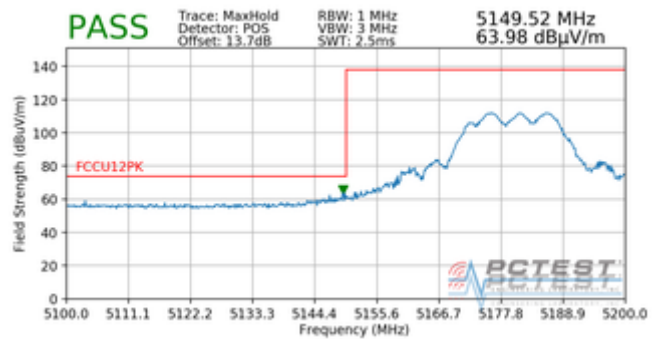
FCC ID: A3LSMG965KOR	MEASUREMENT REPORT (CERTIFICATION)			Approved by: Quality Manager
Test Report S/N: 1M1710200271-06.A3L	Test Dates: 10/20 - 12/5/2017	EUT Type: Portable Handset	Page 179 of 198	

7.7.10 CDD Radiated Band Edge Measurements (20MHz BW) §15.407(b.1)(b.2) §15.205 §15.209; RSS-Gen [8.9]

Worst Case Mode:	802.11a
Worst Case Transfer Rate:	6Mbps
Distance of Measurements:	3 Meters
Operating Frequency:	5180MHz
Channel:	36

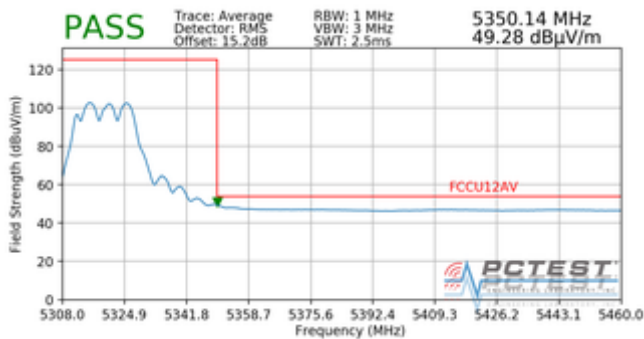


Plot 7-280. Radiated Lower Band Edge Plot (Average – UNII Band 1)

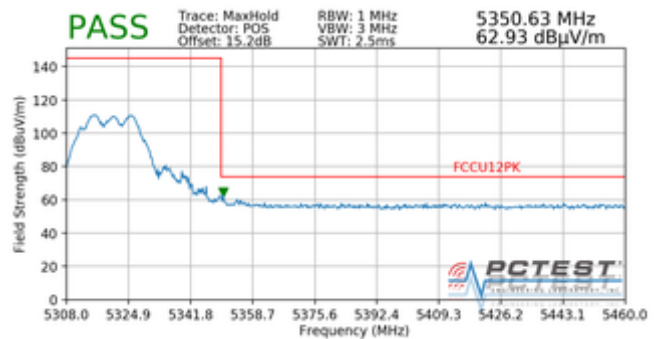


Plot 7-281. Radiated Lower Band Edge Plot (Peak – UNII Band 1)

Worst Case Mode:	802.11a
Worst Case Transfer Rate:	6Mbps
Distance of Measurements:	3 Meters
Operating Frequency:	5320MHz
Channel:	64



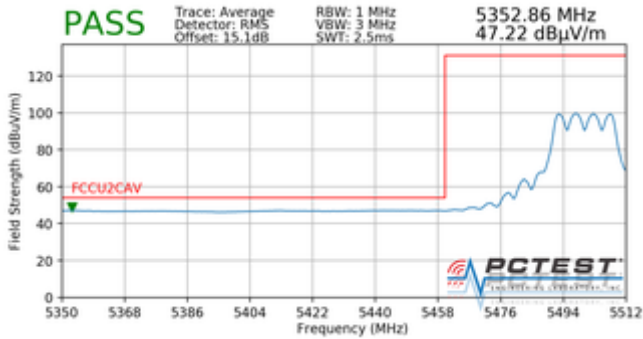
Plot 7-282. Radiated Upper Band Edge Plot (Average – UNII Band 2A)



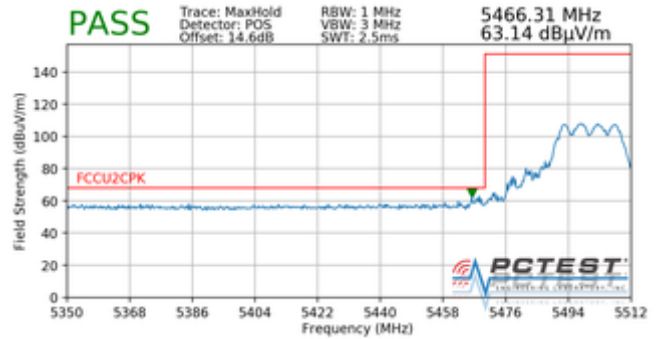
Plot 7-283. Radiated Upper Band Edge Plot (Peak – UNII Band 2A)

FCC ID: A3LSMG965KOR		MEASUREMENT REPORT (CERTIFICATION)		Approved by: Quality Manager
Test Report S/N: 1M1710200271-06.A3L	Test Dates: 10/20 - 12/5/2017	EUT Type: Portable Handset		Page 180 of 198

Worst Case Mode: 802.11a
 Worst Case Transfer Rate: 6Mbps
 Distance of Measurements: 3 Meters
 Operating Frequency: 5500MHz
 Channel: 100

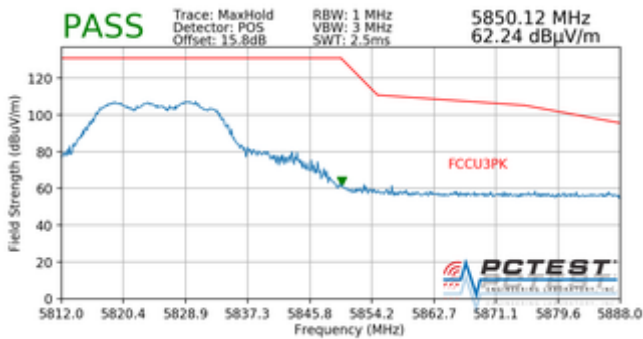


Plot 7-284. Radiated Lower Band Edge Plot (Average – UNII Band 2C)



Plot 7-285. Radiated Lower Band Edge Plot (Peak – UNII Band 2C)

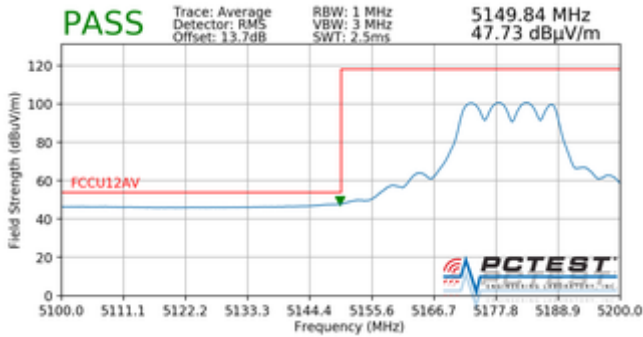
Worst Case Mode: 802.11a
 Worst Case Transfer Rate: 6Mbps
 Distance of Measurements: 3 Meters
 Operating Frequency: 5825MHz
 Channel: 165



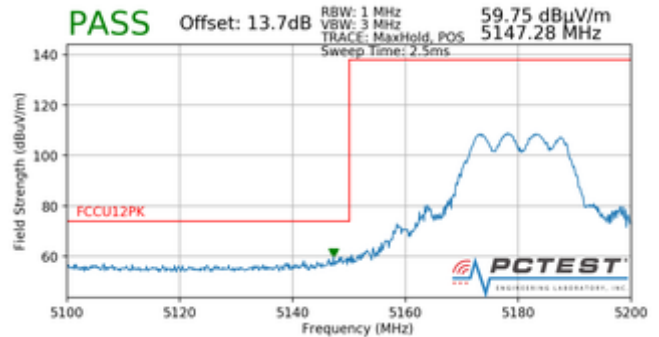
Plot 7-286. Radiated Upper Band Edge Plot (Peak – UNII Band 3)

FCC ID: A3LSMG965KOR		MEASUREMENT REPORT (CERTIFICATION)		Approved by: Quality Manager
Test Report S/N: 1M1710200271-06.A3L	Test Dates: 10/20 - 12/5/2017	EUT Type: Portable Handset		Page 181 of 198

Worst Case Mode: 802.11a
 Worst Case Transfer Rate: 6Mbps
 Distance of Measurements: 3 Meters
 Operating Frequency: 5180MHz
 Channel: 36



Plot 7-287. Radiated Band Edge Plot (Average – WCP)



Plot 7-288. Radiated Band Edge Plot (Peak – WCP)

FCC ID: A3LSMG965KOR			MEASUREMENT REPORT (CERTIFICATION)		Approved by: Quality Manager
Test Report S/N: 1M1710200271-06.A3L	Test Dates: 10/20 - 12/5/2017	EUT Type: Portable Handset		Page 182 of 198	

7.8 Radiated Spurious Emissions Measurements – Below 1GHz

§15.209; RSS-Gen [8.9]

Test Overview and Limit

All out of band radiated spurious emissions are measured with a spectrum analyzer connected to a receive antenna while the EUT is operating at its maximum duty cycle, at maximum power, and at the appropriate frequencies. All data rates and modes were investigated for radiated spurious emissions. Only the radiated emissions of the configuration that produced the worst case emissions are reported in this section.

All out of band emissions appearing in a restricted band as specified in Section 15.205 of the Title 47 CFR and Table 6 of RSS-Gen (8.10) must not exceed the limits shown in Table 7-67 per Section 15.209 and RSS-Gen (8.9).

Frequency	Field Strength [$\mu\text{V/m}$]	Measured Distance [Meters]
0.009 – 0.490 MHz	2400/F (kHz)	300
0.490 – 1.705 MHz	24000/F (kHz)	30
1.705 – 30.00 MHz	30	30
30.00 – 88.00 MHz	100	3
88.00 – 216.0 MHz	150	3
216.0 – 960.0 MHz	200	3
Above 960.0 MHz	500	3

Table 7-67. Radiated Limits

Test Procedures Used

ANSI C63.10-2013

Test Settings

Quasi-Peak Field Strength Measurements

1. Analyzer center frequency was set to the frequency of the radiated spurious emission of interest
2. RBW = 120kHz (for emissions from 30MHz – 1GHz)
3. Detector = quasi-peak
4. Sweep time = auto couple
5. Trace mode = max hold
6. Trace was allowed to stabilize

FCC ID: A3LSMG965KOR		MEASUREMENT REPORT (CERTIFICATION)		Approved by: Quality Manager
Test Report S/N: 1M1710200271-06.A3L	Test Dates: 10/20 - 12/5/2017	EUT Type: Portable Handset	Page 183 of 198	

Test Setup

The EUT and measurement equipment were set up as shown in the diagrams below.

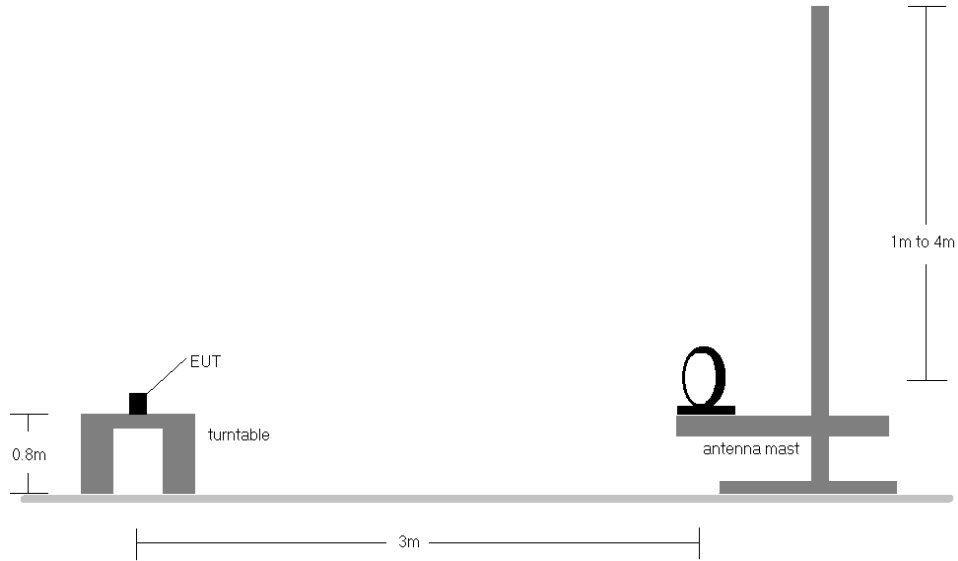


Figure 7-6. Radiated Test Setup < 30MHz

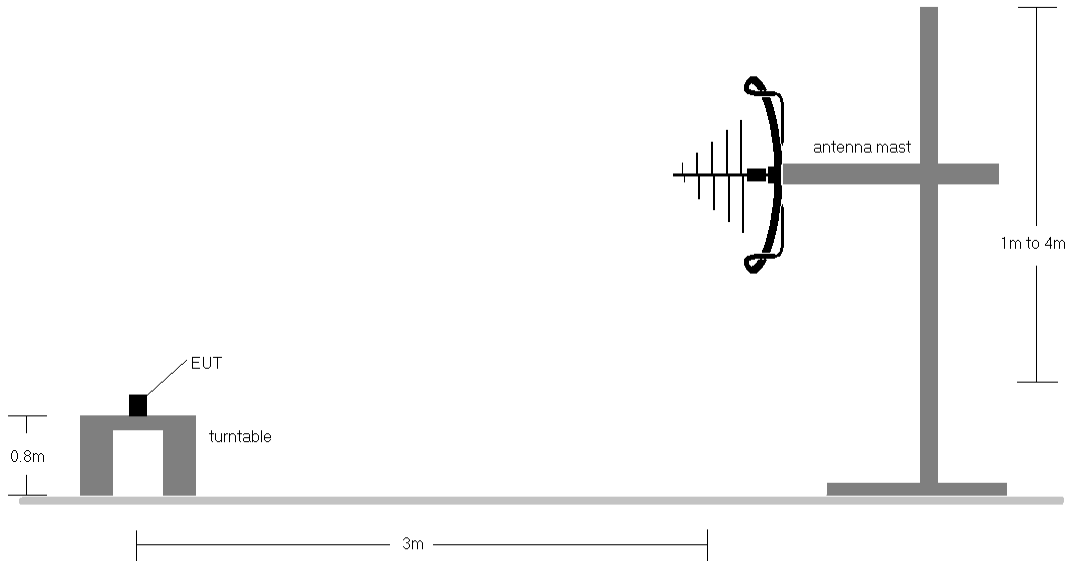


Figure 7-7. Radiated Test Setup < 1GHz

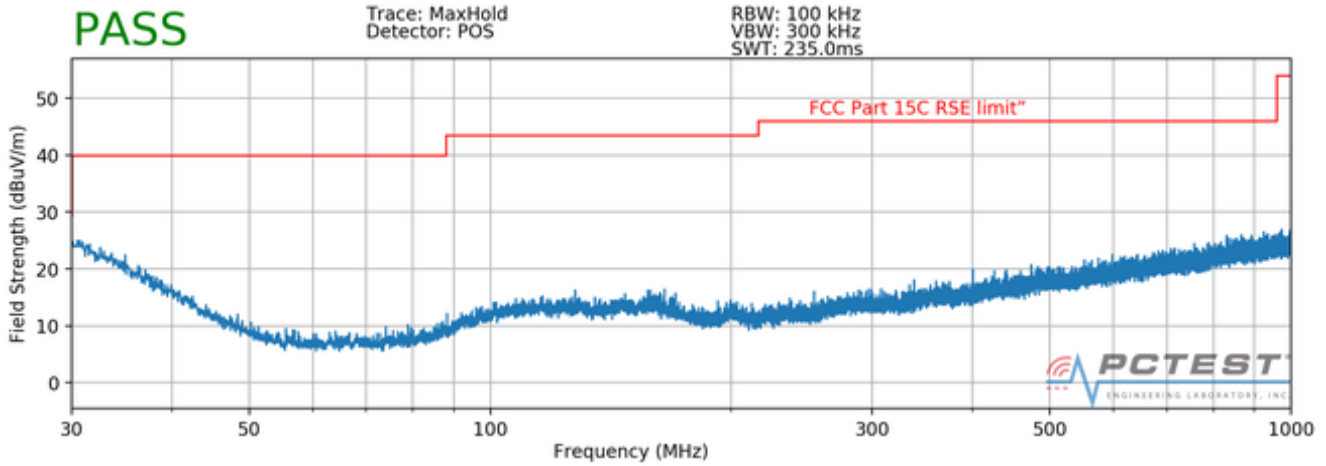
FCC ID: A3LSMG965KOR	 MEASUREMENT REPORT (CERTIFICATION) 		Approved by: Quality Manager
Test Report S/N: 1M1710200271-06.A3L	Test Dates: 10/20 - 12/5/2017	EUT Type: Portable Handset	Page 184 of 198

Test Notes

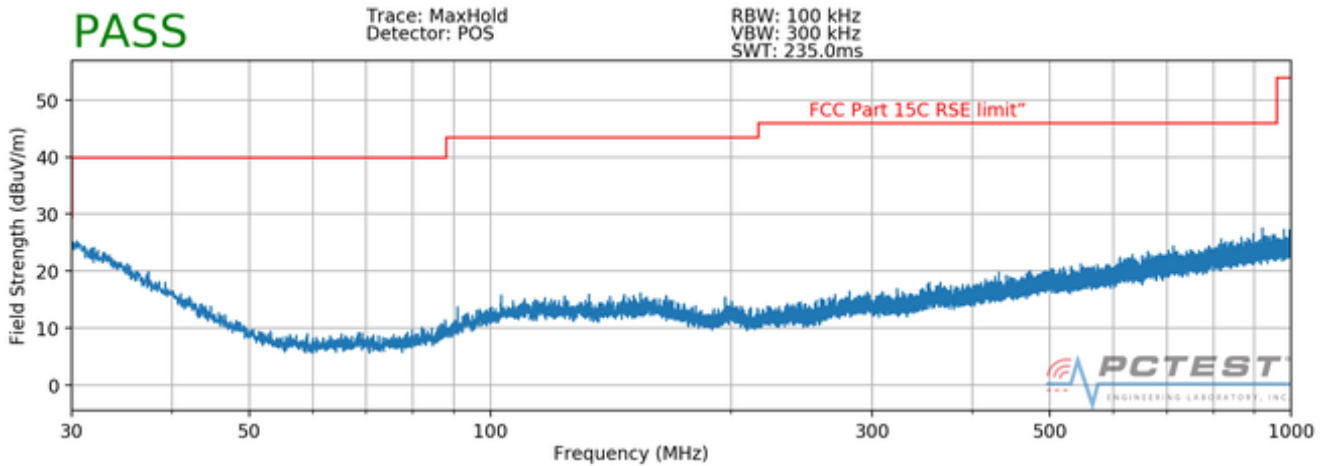
1. All emissions lying in restricted bands specified in §15.205 and RSS-Gen (8.10) are below the limit shown in Table 7-67.
2. The broadband receive antenna is manipulated through vertical and horizontal polarizations during the tests. The EUT is manipulated through three orthogonal planes.
3. This unit was tested with its standard battery.
4. The spectrum is investigated using a peak detector and final measurements are recorded using CISPR quasi peak detector. The worst-case emissions are reported however emissions whose levels were not within 20dB of the respective limits were not reported.
5. Emissions were measured at a 3 meter test distance.
6. Emissions are investigated while operating on the center channel of the mode, band, and modulation that produced the worst case results during the transmitter spurious emissions testing.
7. No spurious emissions were detected within 20dB of the limit below 30MHz.
8. The results recorded using the broadband antenna is known to correlate with the results obtained by using a tuned dipole with an acceptable degree of accuracy. The VSWR for the measurement antenna was found to be less than 2:1.
9. The wide spectrum spurious emissions plots shown on the following pages are used only for the purpose of emission identification. There were no emissions detected in the 30MHz – 1GHz frequency range, as shown in the subsequent plots.

FCC ID: A3LSMG965KOR		MEASUREMENT REPORT (CERTIFICATION)	 Approved by: Quality Manager
Test Report S/N: 1M1710200271-06.A3L	Test Dates: 10/20 - 12/5/2017	EUT Type: Portable Handset	Page 185 of 198

Antenna-1 Radiated Spurious Emissions Measurements (Below 1GHz)
§15.209; RSS-Gen [8.9]



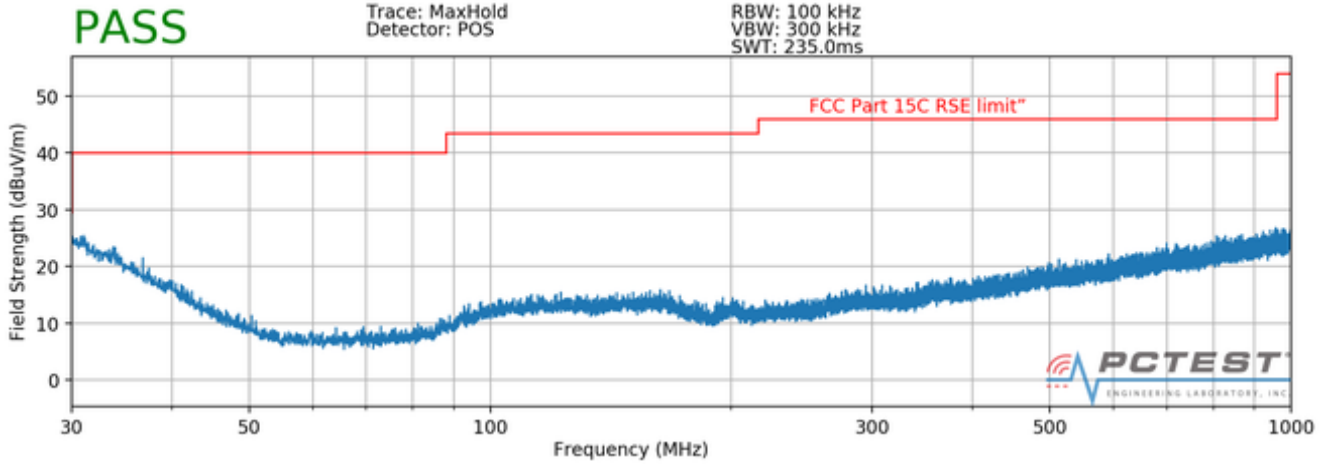
Plot 7-289. Radiated Spurious Plot below 1GHz (802.11a – U3 Ch. 157, Ant. Pol. H)



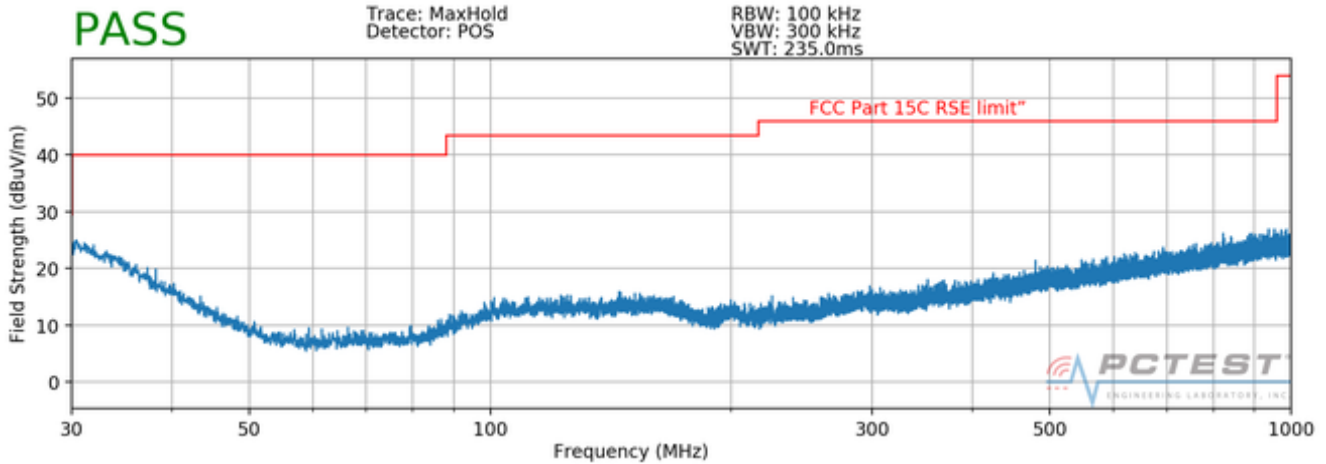
Plot 7-290. Radiated Spurious Plot below 1GHz (802.11a – U3 Ch. 157, Ant. Pol. V)

FCC ID: A3LSMG965KOR	 MEASUREMENT REPORT (CERTIFICATION)			Approved by: Quality Manager
Test Report S/N: 1M1710200271-06.A3L	Test Dates: 10/20 - 12/5/2017	EUT Type: Portable Handset	Page 186 of 198	

Antenna-2 Radiated Spurious Emissions Measurements (Below 1GHz)
§15.209; RSS-Gen [8.9]



Plot 7-291. Radiated Spurious Plot below 1GHz (802.11a – U3 Ch. 157, Ant. Pol. H)



Plot 7-292. Radiated Spurious Plot below 1GHz (802.11a – U3 Ch. 157, Ant. Pol. V)

FCC ID: A3LSMG965KOR	 MEASUREMENT REPORT (CERTIFICATION)			Approved by: Quality Manager
Test Report S/N: 1M1710200271-06.A3L	Test Dates: 10/20 - 12/5/2017	EUT Type: Portable Handset	Page 187 of 198	

7.8 Line-Conducted Test Data

§15.407; RSS-Gen [8.8]

Test Overview and Limit

All AC line conducted spurious emissions are measured with a receiver connected to a grounded LISN while the EUT is operating at its maximum duty cycle, at maximum power, and at the appropriate frequencies. All data rates and modes were investigated for conducted spurious emissions. Only the conducted emissions of the configuration that produced the worst case emissions are reported in this section.

All conducted emissions must not exceed the limits shown in the table below, per Section 15.207 and RSS-Gen (8.8).

Frequency of emission (MHz)	Conducted Limit (dB μ V)	
	Quasi-peak	Average
0.15 – 0.5	66 to 56*	56 to 46*
0.5 – 5	56	46
5 – 30	60	50

Table 7-68. Conducted Limits

*Decreases with the logarithm of the frequency.

Test Procedures Used

ANSI C63.10-2013, Section 6.2

Test Settings

Quasi-Peak Field Strength Measurements

1. Analyzer center frequency was set to the frequency of the spurious emission of interest
2. RBW = 9kHz (for emissions from 150kHz – 30MHz)
3. Detector = quasi-peak
4. Sweep time = auto couple
5. Trace mode = max hold
6. Trace was allowed to stabilize

Average Field Strength Measurements

1. Analyzer center frequency was set to the frequency of the spurious emission of interest
2. RBW = 9kHz (for emissions from 150kHz – 30MHz)
3. Detector = RMS
4. Sweep time = auto couple
5. Trace mode = max hold
6. Trace was allowed to stabilize

FCC ID: A3LSMG965KOR		MEASUREMENT REPORT (CERTIFICATION)		Approved by: Quality Manager
Test Report S/N: 1M1710200271-06.A3L	Test Dates: 10/20 - 12/5/2017	EUT Type: Portable Handset	Page 188 of 198	

Test Setup

The EUT and measurement equipment were set up as shown in the diagram below.

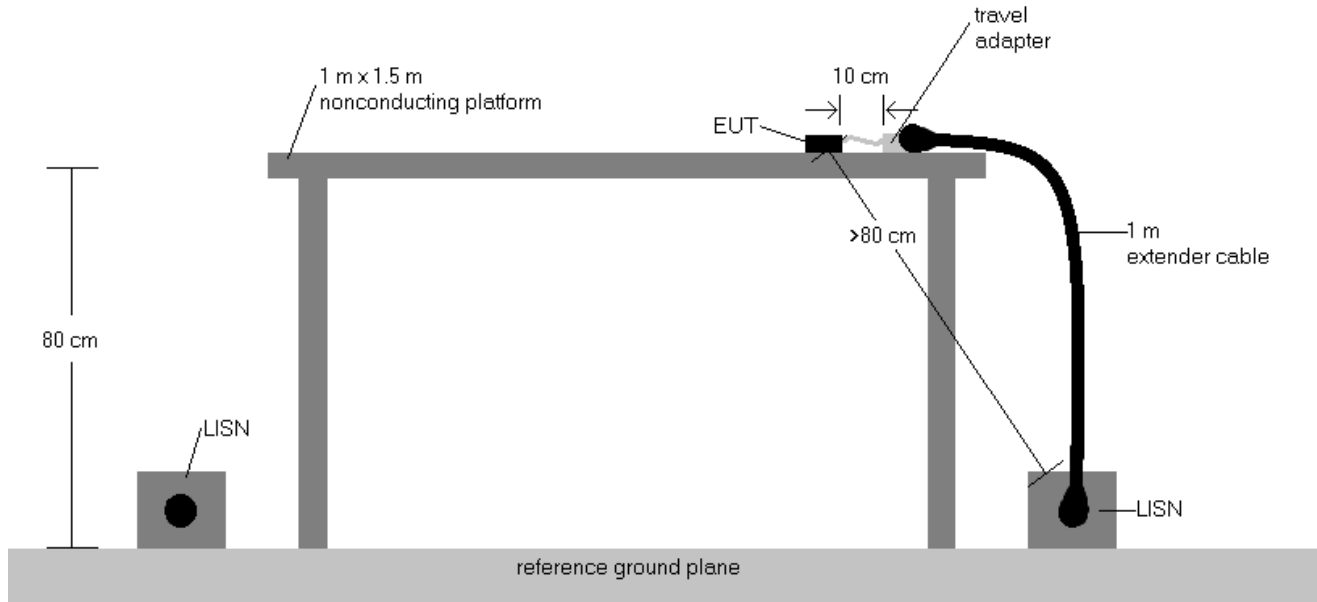
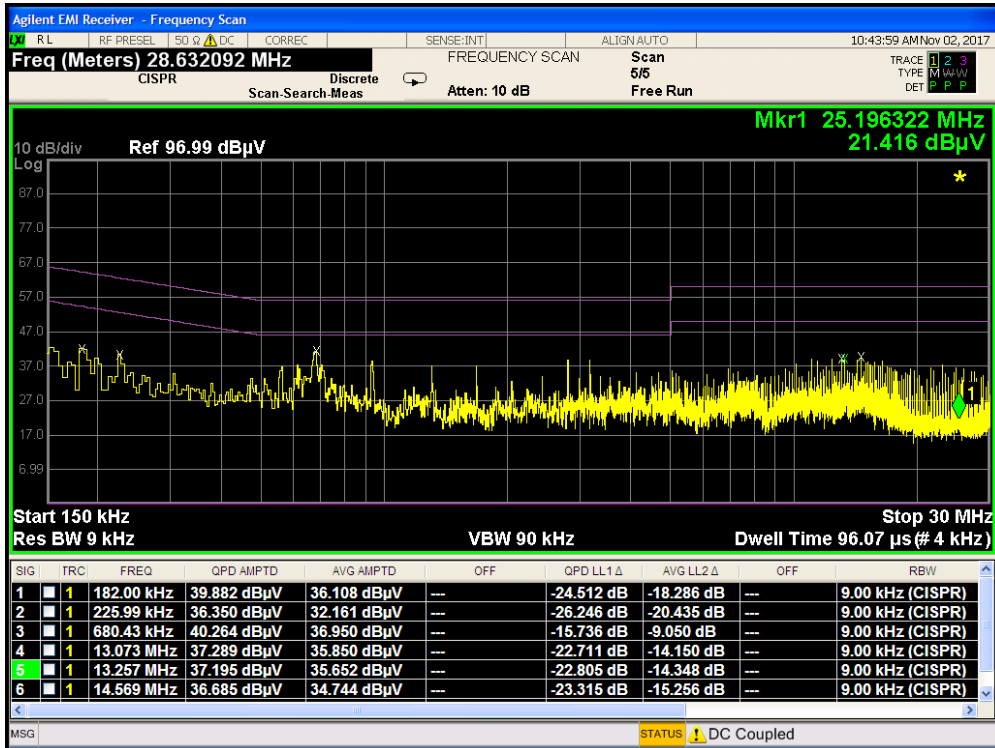


Figure 7-8. Test Instrument & Measurement Setup

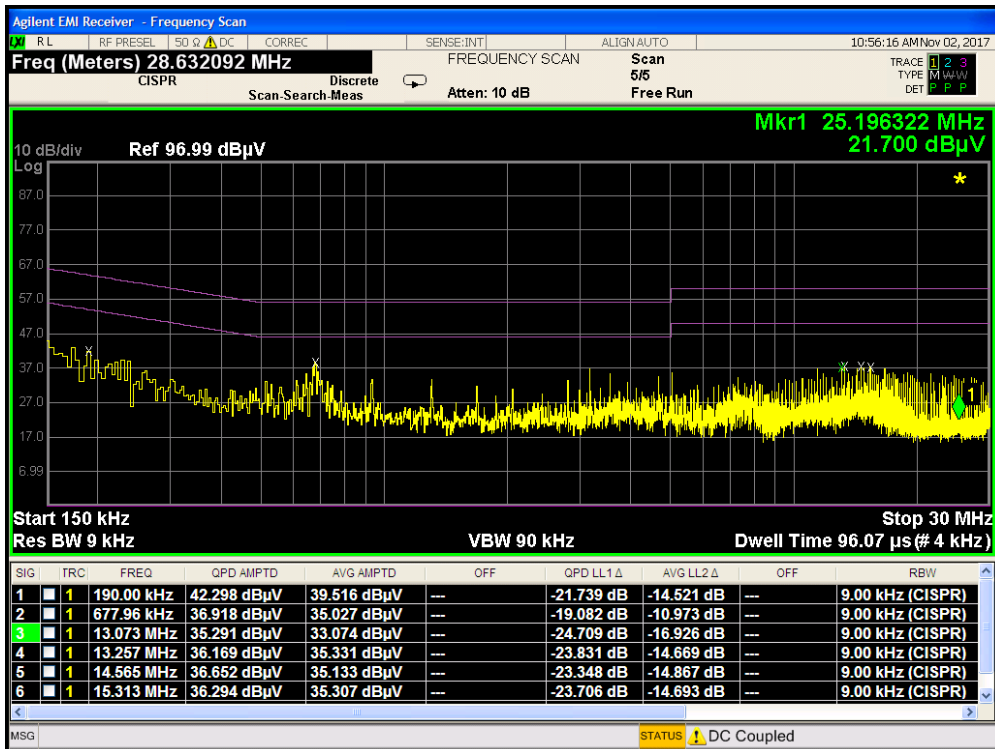
Test Notes

1. All modes of operation were investigated and the worst-case emissions are reported using mid channel. The emissions found were not affected by the choice of channel used during testing.
2. The limit for an intentional radiator from 150kHz to 30MHz are specified in 15.207 and RSS-Gen (8.8).
3. $\text{Corr. (dB)} = \text{Cable loss (dB)} + \text{LISN insertion factor (dB)}$
4. $\text{QP/AV Level (dB}\mu\text{V)} = \text{QP/AV Analyzer/Receiver Level (dB}\mu\text{V)} + \text{Corr. (dB)}$
5. $\text{Margin (dB)} = \text{QP/AV Limit (dB}\mu\text{V)} - \text{QP/AV Level (dB}\mu\text{V)}$
6. Traces shown in plot are made using a peak detector.
7. Deviations to the Specifications: None.

FCC ID: A3LSMG965KOR		MEASUREMENT REPORT (CERTIFICATION)		Approved by: Quality Manager
Test Report S/N: 1M1710200271-06.A3L	Test Dates: 10/20 - 12/5/2017	EUT Type: Portable Handset		Page 189 of 198

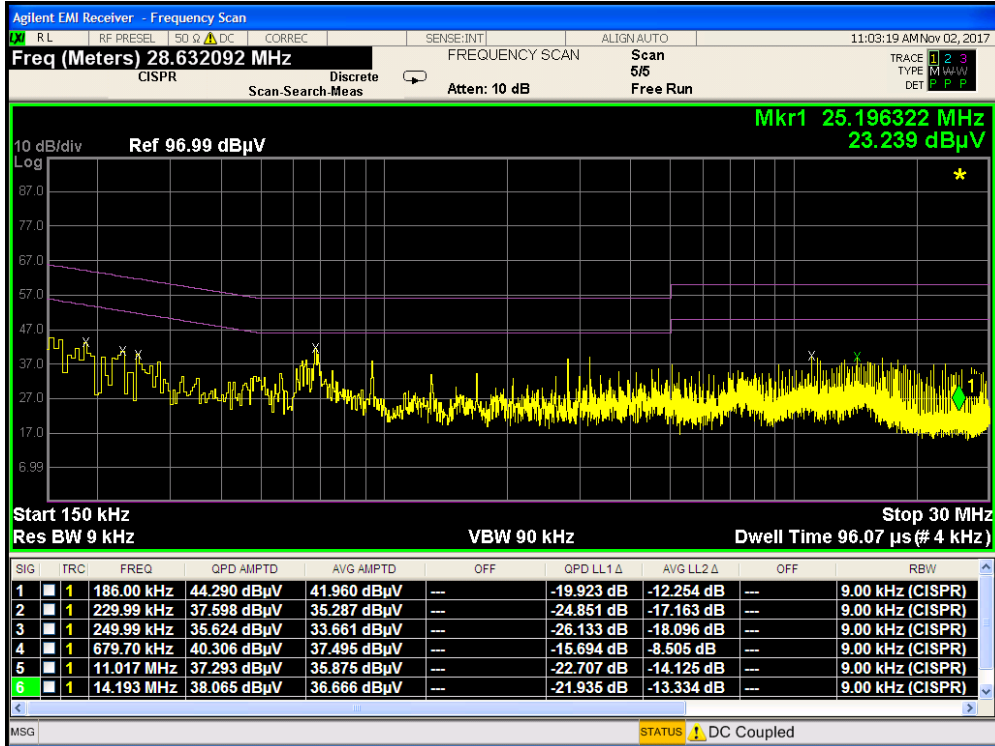


Plot 7-293. Line Conducted Plot with 802.11a UNII Band 1 (L1)

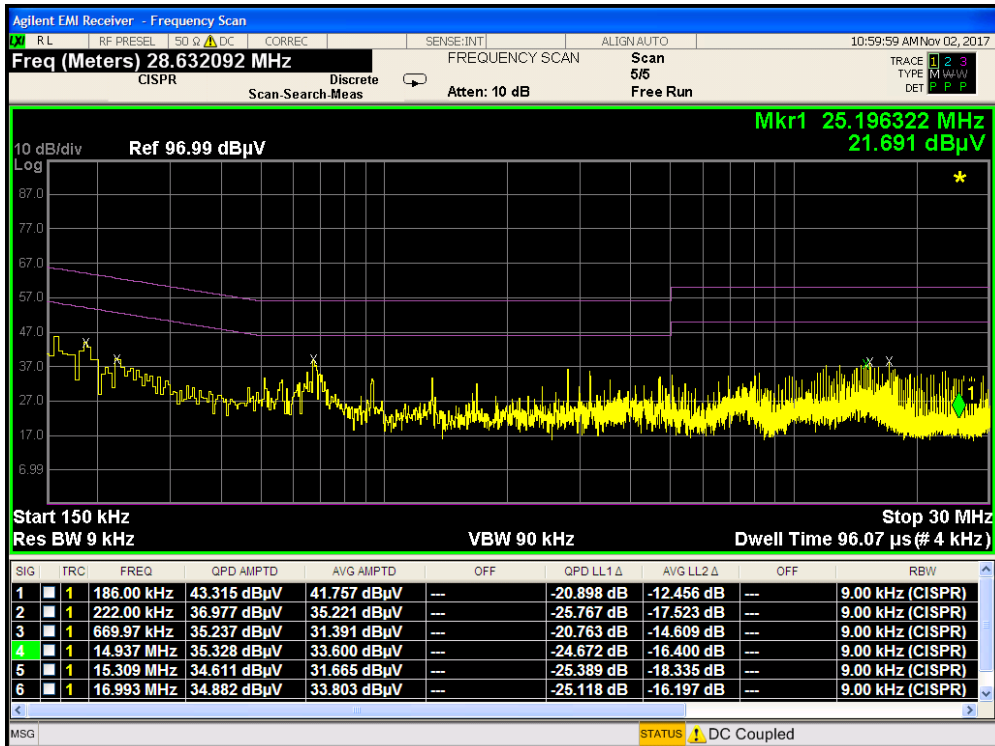


Plot 7-294. Line Conducted Plot with 802.11a UNII Band 1 (N)

FCC ID: A3LSMG965KOR		MEASUREMENT REPORT (CERTIFICATION)		Approved by: Quality Manager
Test Report S/N: 1M1710200271-06.A3L	Test Dates: 10/20 - 12/5/2017	EUT Type: Portable Handset		Page 190 of 198

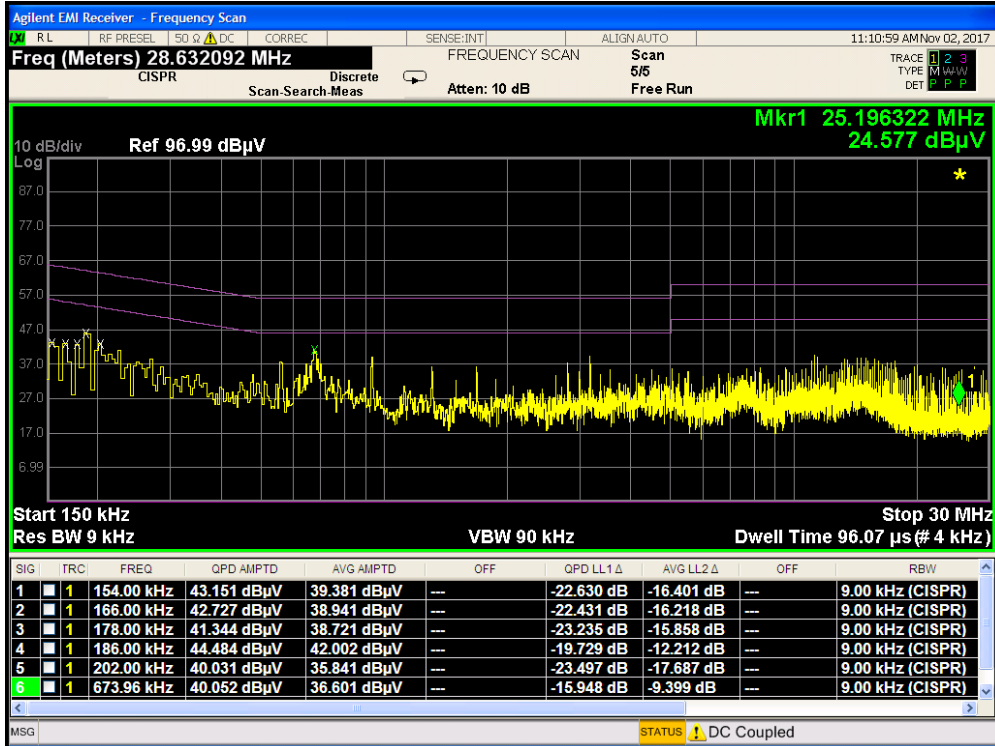


Plot 7-295. Line Conducted Plot with 802.11a UNII Band 2A (L1)

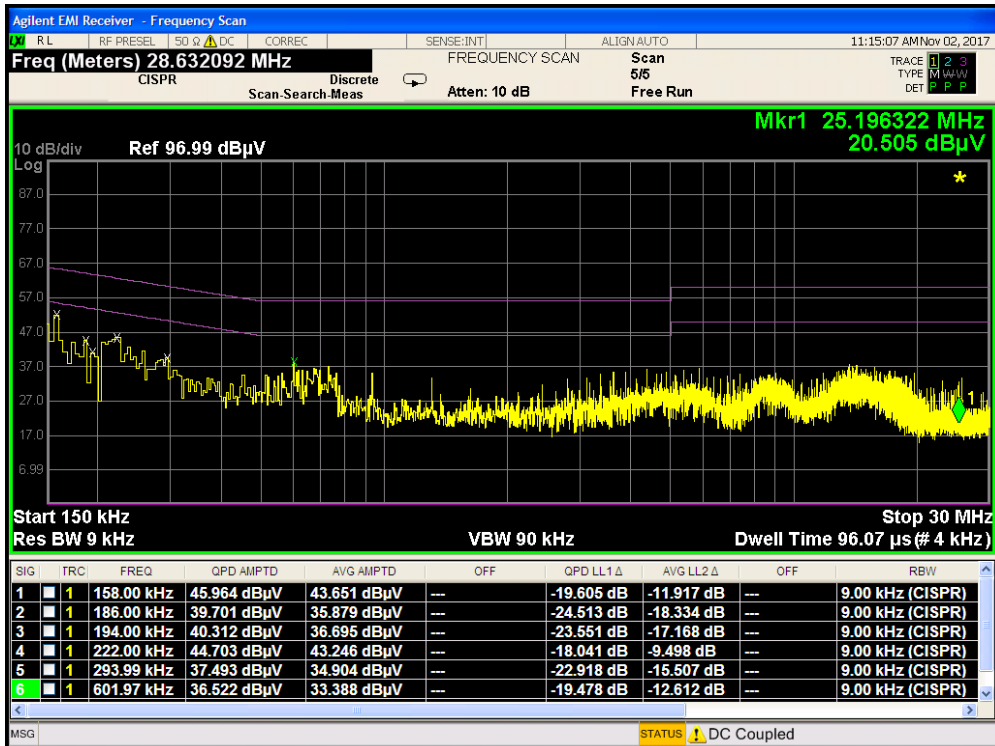


Plot 7-296. Line Conducted Plot with 802.11a UNII Band 2A (N)

FCC ID: A3LSMG965KOR		MEASUREMENT REPORT (CERTIFICATION)		Approved by: Quality Manager
Test Report S/N: 1M1710200271-06.A3L	Test Dates: 10/20 - 12/5/2017	EUT Type: Portable Handset		Page 191 of 198

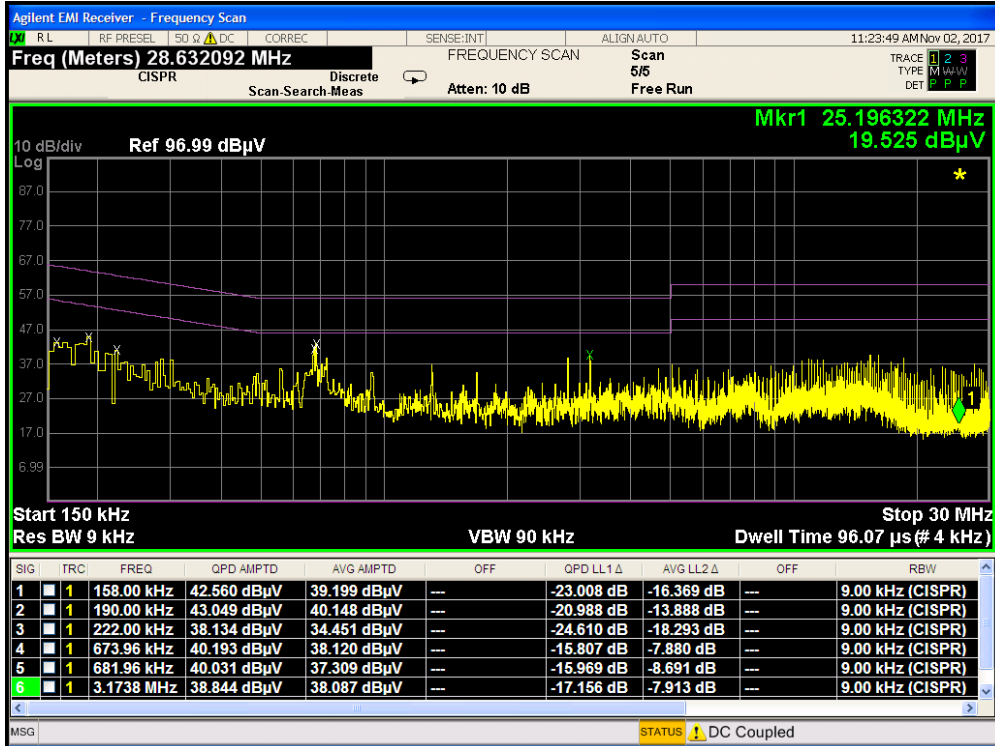


Plot 7-297. Line Conducted Plot with 802.11a UNII Band 2C (L1)

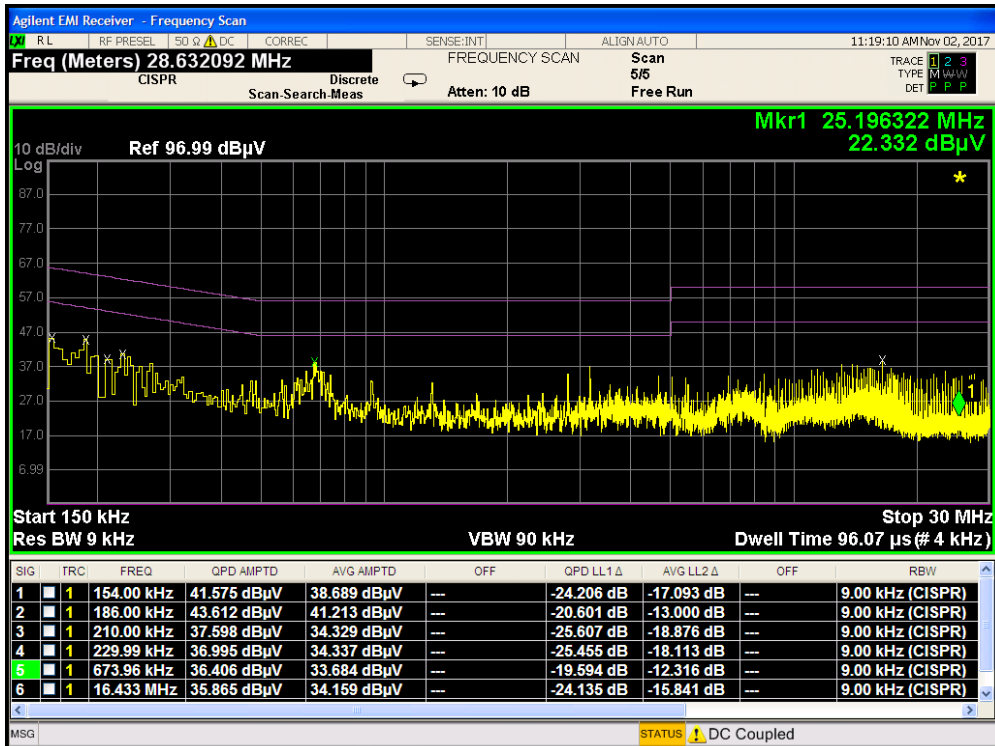


Plot 7-298. Line Conducted Plot with 802.11a UNII Band 2C (N)

FCC ID: A3LSMG965KOR		MEASUREMENT REPORT (CERTIFICATION)		Approved by: Quality Manager
Test Report S/N: 1M1710200271-06.A3L	Test Dates: 10/20 - 12/5/2017	EUT Type: Portable Handset		Page 192 of 198

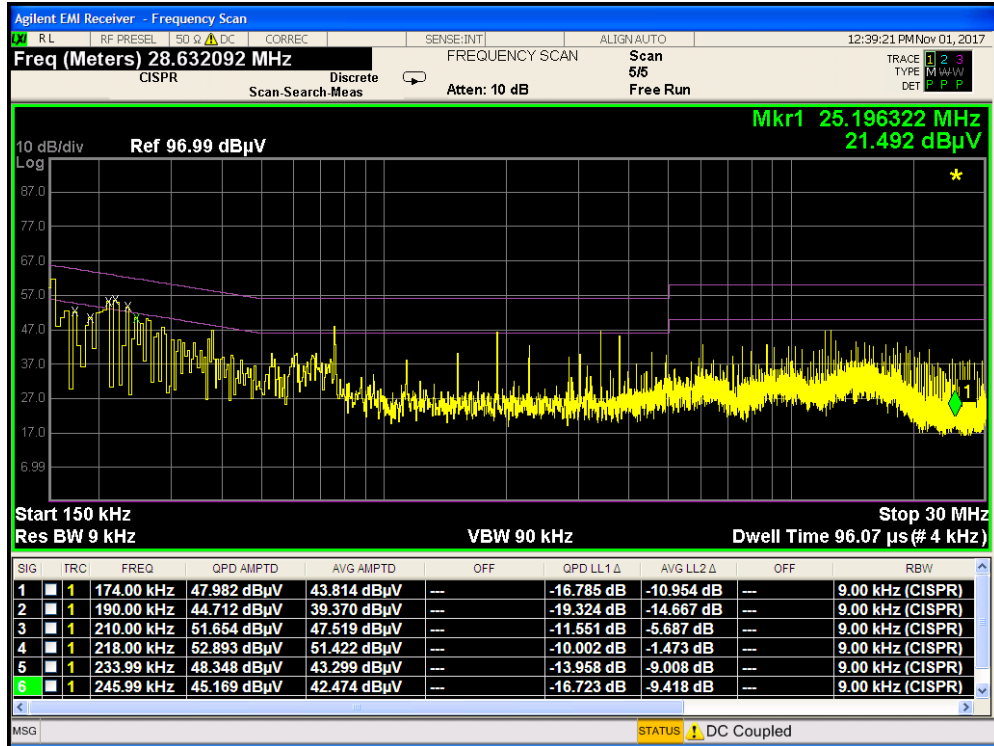


Plot 7-299. Line Conducted Plot with 802.11a UNII Band 3 (L1)

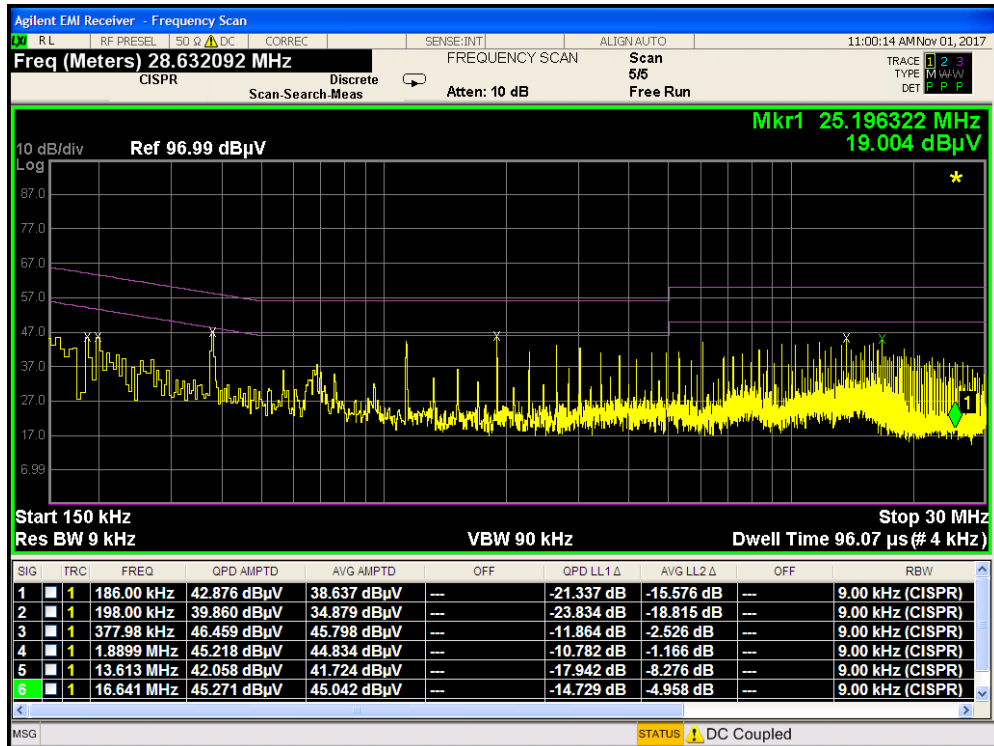


Plot 7-300. Line Conducted Plot with 802.11a UNII Band 3 (N)

FCC ID: A3LSMG965KOR		MEASUREMENT REPORT (CERTIFICATION)		Approved by: Quality Manager
Test Report S/N: 1M1710200271-06.A3L	Test Dates: 10/20 - 12/5/2017	EUT Type: Portable Handset		Page 193 of 198

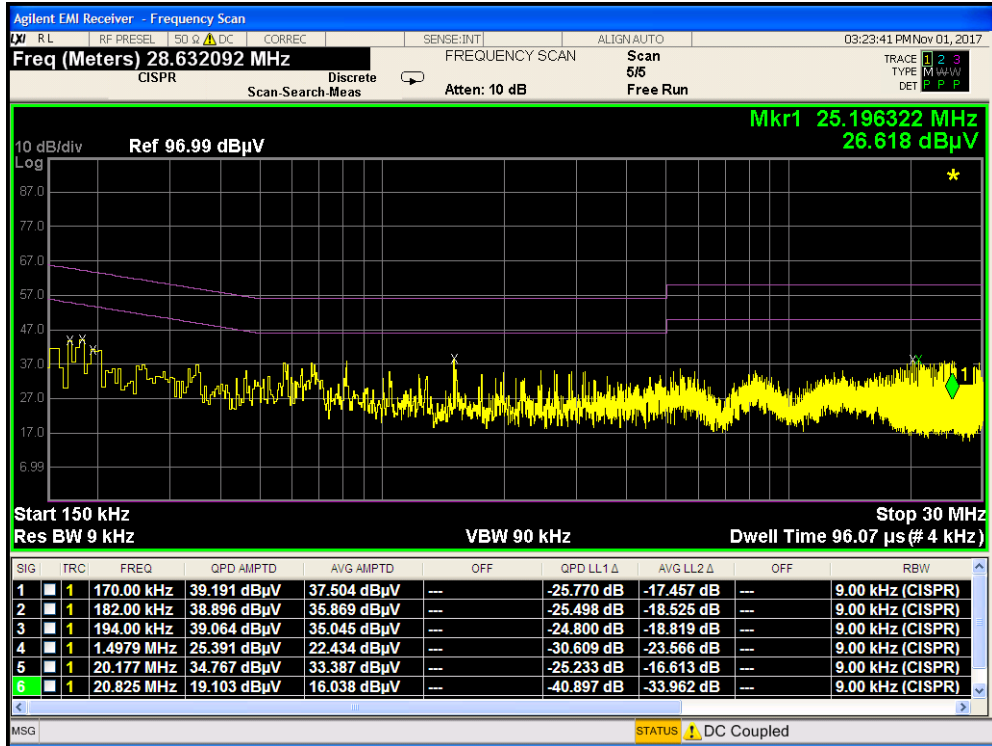


Plot 7-301. Line Conducted Plot with 802.11a UNII Band 1 with WCP (L1)

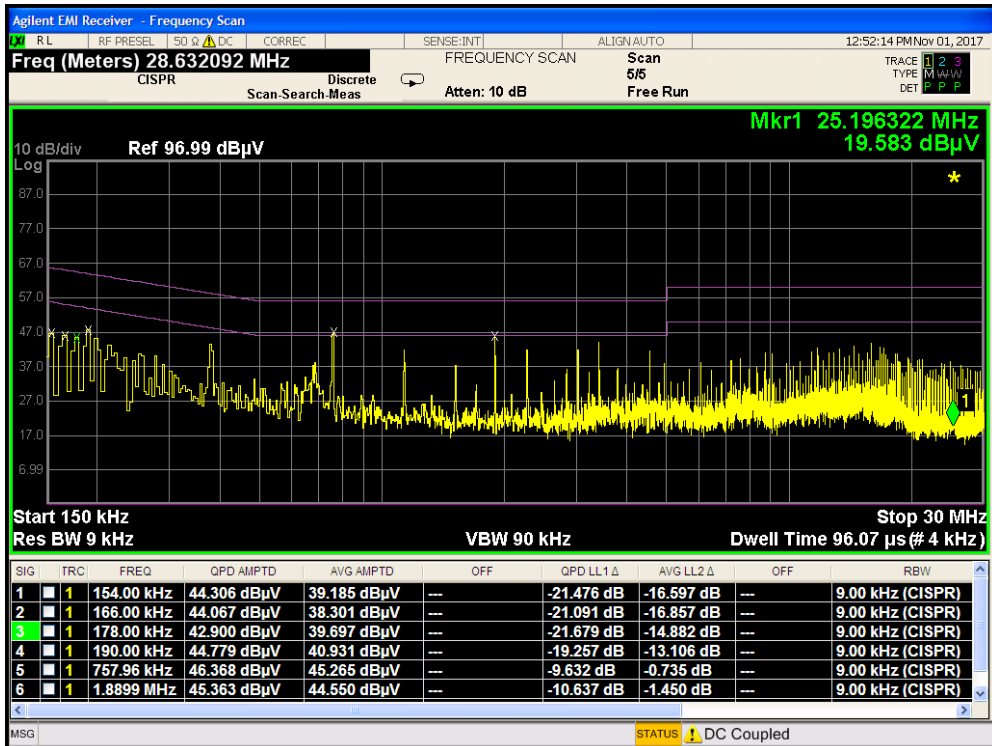


Plot 7-302. Line Conducted Plot with 802.11a UNII Band 1 with WCP (N)

FCC ID: A3LSMG965KOR		MEASUREMENT REPORT (CERTIFICATION)		Approved by: Quality Manager
Test Report S/N: 1M1710200271-06.A3L	Test Dates: 10/20 - 12/5/2017	EUT Type: Portable Handset		Page 194 of 198

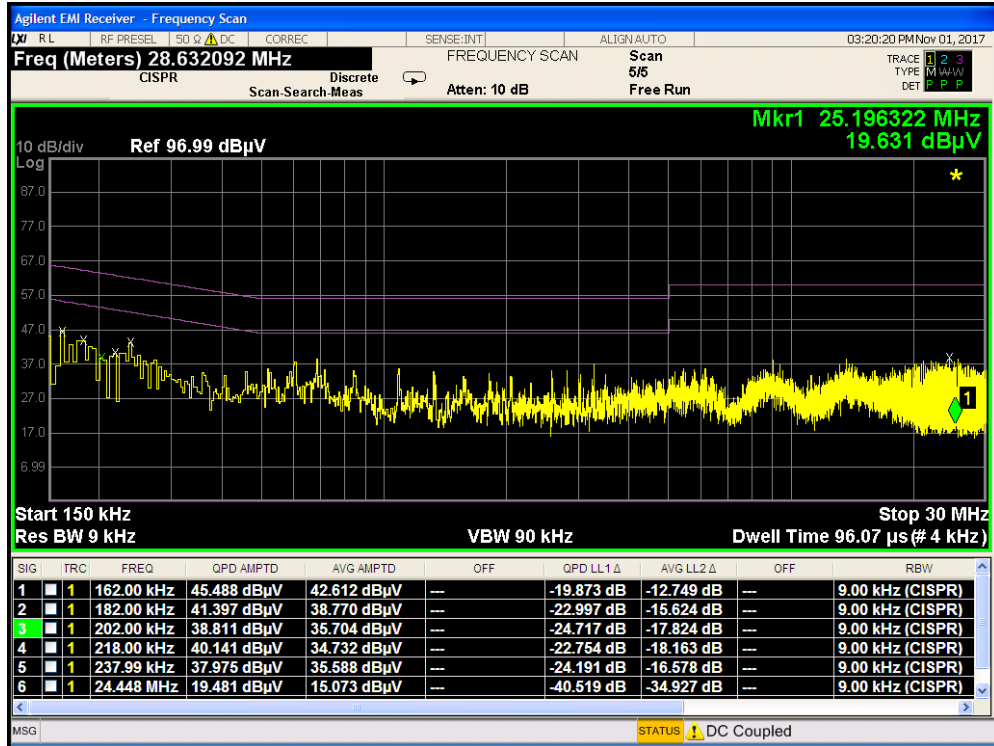


Plot 7-303. Line Conducted Plot with 802.11a UNII Band 2A with WCP (L1)

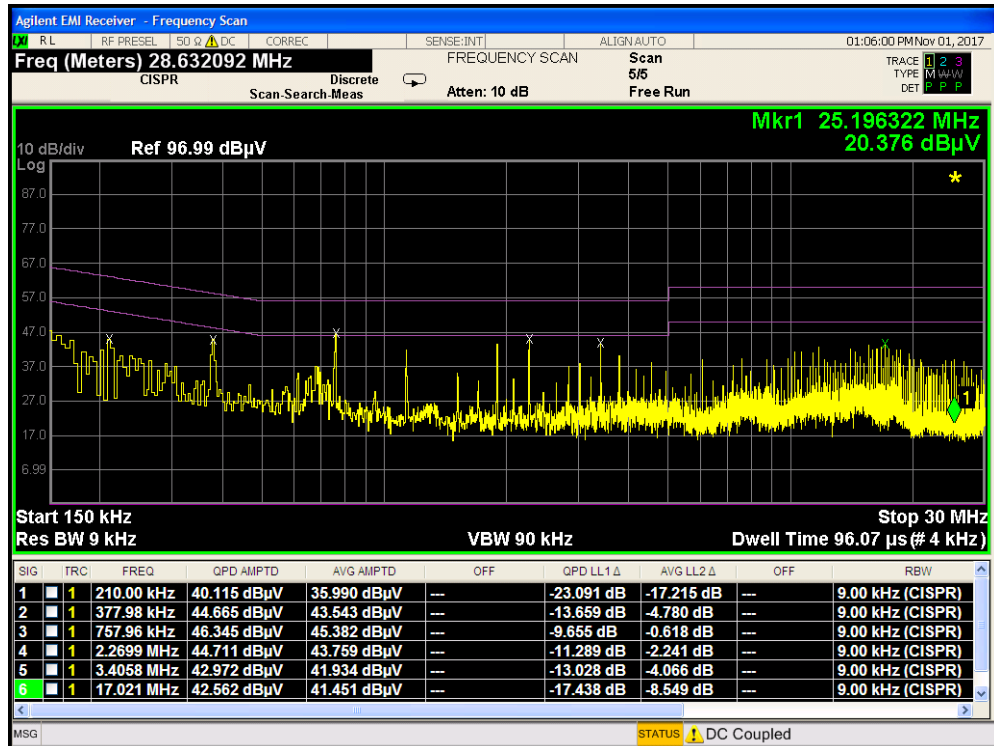


Plot 7-304. Line Conducted Plot with 802.11a UNII Band 2A with WCP (N)

FCC ID: A3LSMG965KOR		MEASUREMENT REPORT (CERTIFICATION)		Approved by: Quality Manager
Test Report S/N: 1M1710200271-06.A3L	Test Dates: 10/20 - 12/5/2017	EUT Type: Portable Handset		Page 195 of 198

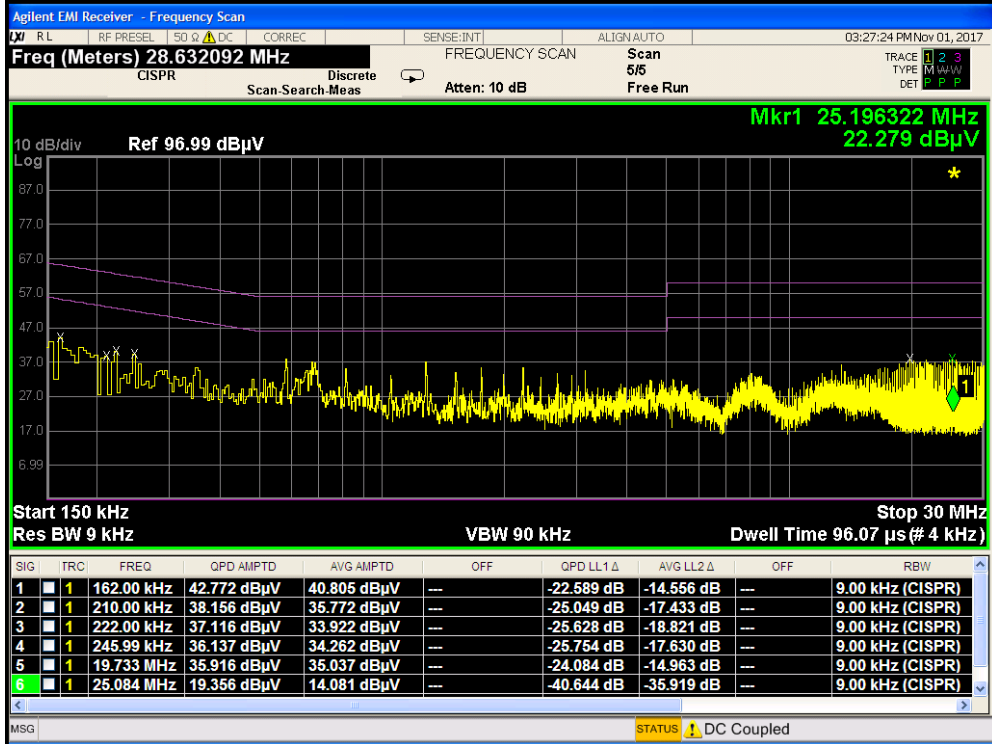


Plot 7-305. Line Conducted Plot with 802.11a UNII Band 2C with WCP (L1)

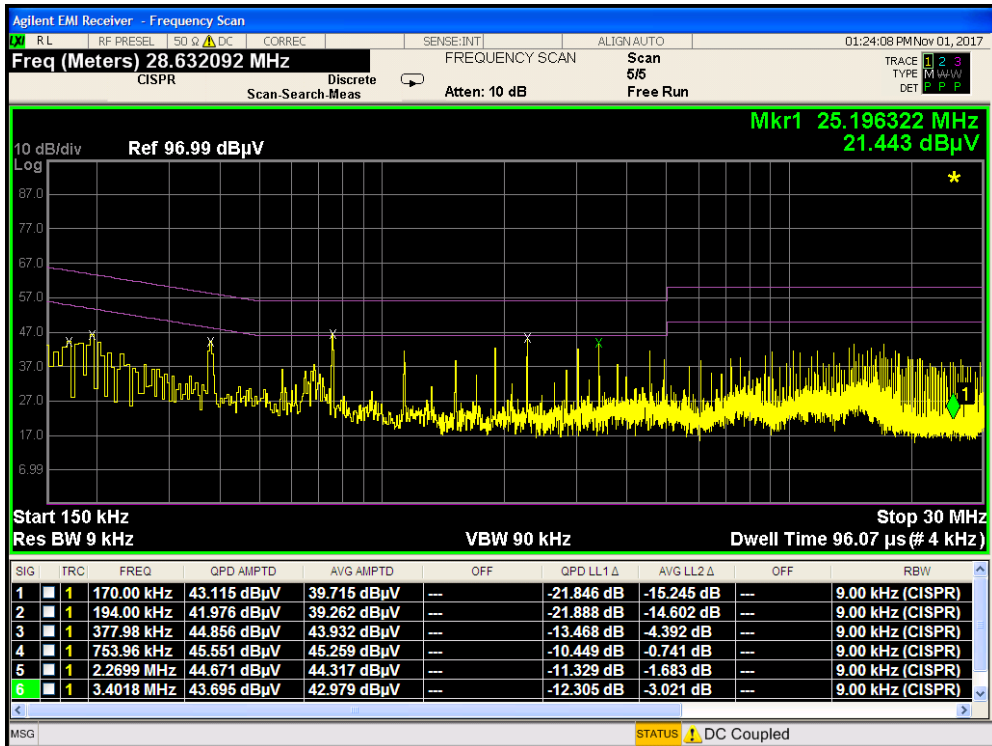


Plot 7-306. Line Conducted Plot with 802.11a UNII Band 2C with WCP (N)

FCC ID: A3LSMG965KOR		MEASUREMENT REPORT (CERTIFICATION)		Approved by: Quality Manager
Test Report S/N: 1M1710200271-06.A3L	Test Dates: 10/20 - 12/5/2017	EUT Type: Portable Handset		Page 196 of 198



Plot 7-307. Line Conducted Plot with 802.11a UNII Band 3 with WCP (L1)



Plot 7-308. Line Conducted Plot with 802.11a UNII Band 3 with WCP (N)

FCC ID: A3LSMG965KOR		MEASUREMENT REPORT (CERTIFICATION)		Approved by: Quality Manager
Test Report S/N: 1M1710200271-06.A3L	Test Dates: 10/20 - 12/5/2017	EUT Type: Portable Handset		Page 197 of 198

8.0 CONCLUSION

The data collected relate only the item(s) tested and show that the **Samsung Portable Handset FCC ID: A3LSMG965KOR** is in compliance with Part 15 Subpart C (15.247) of the FCC Rules.

FCC ID: A3LSMG965KOR	 MEASUREMENT REPORT (CERTIFICATION) 		Approved by: Quality Manager
Test Report S/N: 1M1710200271-06.A3L	Test Dates: 10/20 - 12/5/2017	EUT Type: Portable Handset	Page 198 of 198