



APPENDIX F: DUT ANTENNA DIAGRAM & SAR TEST SETUP PHOTOGRAPHS

FCC ID: A3LSMG965KOR		SAR EVALUATION REPORT		Approved by: Quality Manager
Test Dates: 10/23/17 - 11/15/17	DUT Type: Portable Handset			APPENDIX F: Page 1 of 11

Note: Exact antenna dimensions and separation distances are shown in the Technical Descriptions in the FCC Filing.

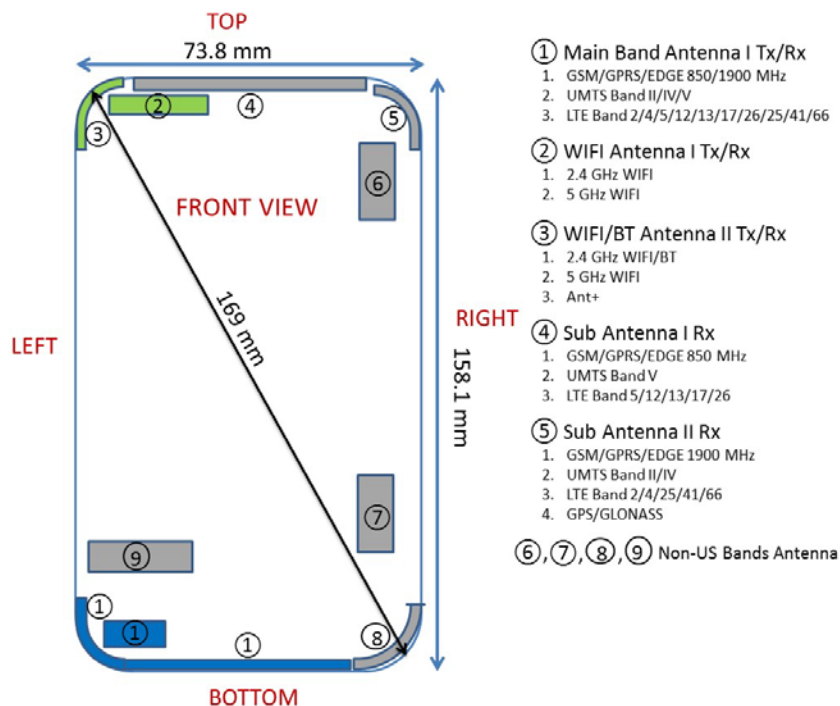


Figure F-1
DUT Antenna Locations

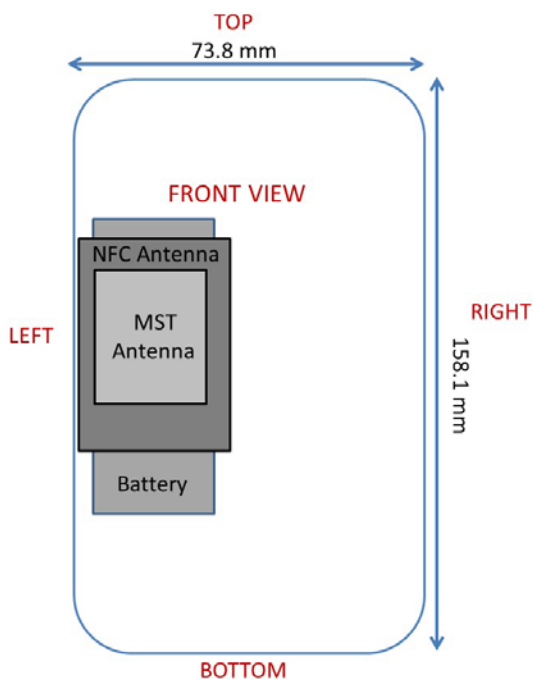






Figure F-2
NFC and MST Antenna Locations



FCC ID: A3LSMG965KOR		SAR EVALUATION REPORT		Approved by: Quality Manager
Test Dates: 10/23/17 - 11/15/17	DUT Type: Portable Handset			APPENDIX F: Page 2 of 11




SAR Test Setup Photo 1 – Right Cheek



SAR Test Setup Photo 2 – Right Tilt



FCC ID: A3LSMG965KOR		SAR EVALUATION REPORT	 Approved by: Quality Manager
Test Dates: 10/23/17 - 11/15/17	DUT Type: Portable Handset	APPENDIX F: Page 3 of 11	




SAR Test Setup Photo 3 – Left Cheek



SAR Test Setup Photo 4 – Left Tilt



FCC ID: A3LSMG965KOR		SAR EVALUATION REPORT		Approved by: Quality Manager
Test Dates: 10/23/17 - 11/15/17	DUT Type: Portable Handset			APPENDIX F: Page 4 of 11




SAR Test Setup Photo 5 – Back Side at 15 mm




SAR Test Setup Photo 6 – Back Side at 10 mm



FCC ID: A3LSMG965KOR		SAR EVALUATION REPORT		Approved by: Quality Manager
Test Dates: 10/23/17 - 11/15/17	DUT Type: Portable Handset	APPENDIX F: Page 5 of 11		




SAR Test Setup Photo 7 – Back Side at 0 mm



SAR Test Setup Photo 8 – Front Side at 10 mm



FCC ID: A3LSMG965KOR		SAR EVALUATION REPORT		Approved by: Quality Manager
Test Dates: 10/23/17 - 11/15/17	DUT Type: Portable Handset			APPENDIX F: Page 6 of 11



SAR Test Setup Photo 9 – Front Side at 0 mm



SAR Test Setup Photo 10 – Top Edge at 10 mm



FCC ID: A3LSMG965KOR		SAR EVALUATION REPORT		Approved by: Quality Manager
Test Dates: 10/23/17 - 11/15/17	DUT Type: Portable Handset	APPENDIX F: Page 7 of 11		




SAR Test Setup Photo 11 – Top Edge at 0 mm




SAR Test Setup Photo 12 – Bottom Edge at 10 mm



FCC ID: A3LSMG965KOR		SAR EVALUATION REPORT	 Approved by: Quality Manager
Test Dates: 10/23/17 - 11/15/17	DUT Type: Portable Handset	APPENDIX F: Page 8 of 11	




SAR Test Setup Photo 13 – Right Edge at 10 mm




SAR Test Setup Photo 14 – Right Edge at 0 mm



FCC ID: A3LSMG965KOR		SAR EVALUATION REPORT		Approved by: Quality Manager
Test Dates: 10/23/17 - 11/15/17	DUT Type: Portable Handset			APPENDIX F: Page 9 of 11



SAR Test Setup Photo 15 – Left Edge at 10 mm





SAR Test Setup Photo 16 – Left Edge at 0 mm

FCC ID: A3LSMG965KOR		SAR EVALUATION REPORT		Approved by: Quality Manager
Test Dates: 10/23/17 - 11/15/17	DUT Type: Portable Handset	APPENDIX F: Page 10 of 11		



SAR Test Setup Photo 17 – Horizontal and Vertical Reference Lines

FCC ID: A3LSMG965KOR		SAR EVALUATION REPORT	 Approved by: Quality Manager
Test Dates: 10/23/17 - 11/15/17	DUT Type: Portable Handset		APPENDIX F: Page 11 of 11