

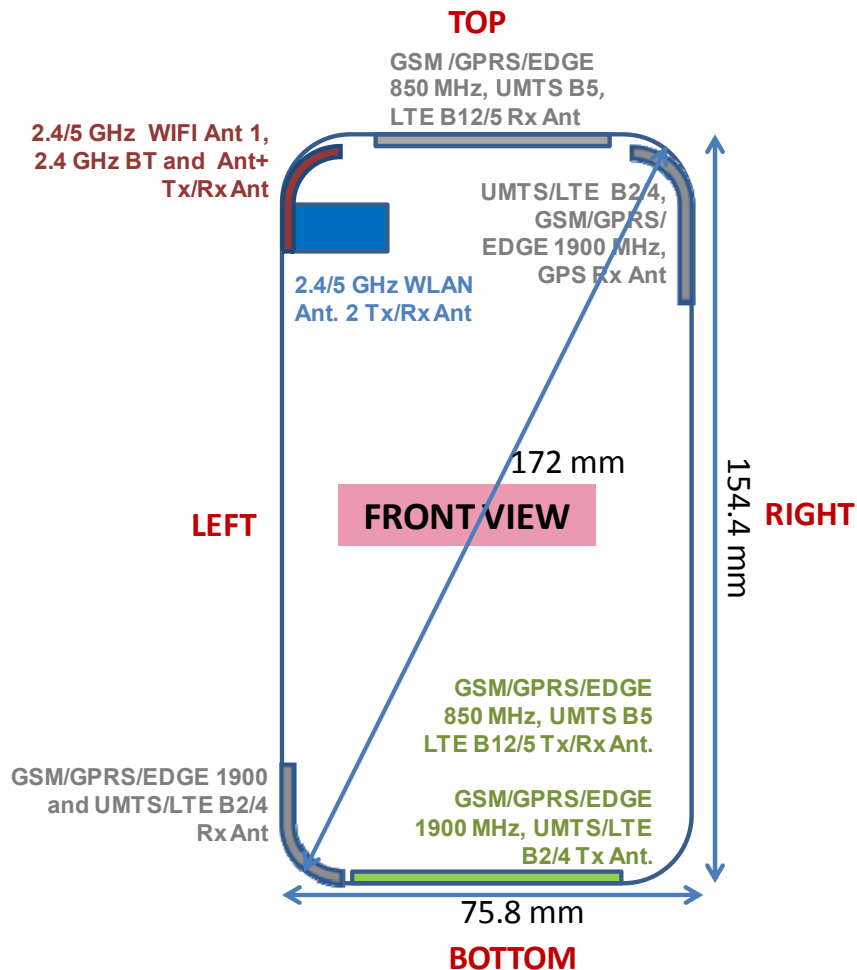




APPENDIX F: SAR TEST DIAGRAMS AND PHOTOGRAPHS

| | | | | |
|--|---|------------------------------|---|--|
| FCC ID A3LSMG928T |  | SAR EVALUATION REPORT |  | Reviewed by: Quality Manager |
| Test Dates: 08/17/15- 09/18/15 | DUT Type: Portable Handset | APPENDIX F: Page 1 of 8 | | |



Note: Exact antenna dimensions and separation distances are shown in the Technical Descriptions in the FCC Filing.

Figure F-1
DUT Antenna Locations

| | | | | |
|--|---|------------------------------|---|--|
| FCC ID A3LSMG928T |  PCTEST ENGINEERING LABORATORY, INC. | SAR EVALUATION REPORT |  | Reviewed by: Quality Manager |
| Test Dates: 08/17/15- 09/18/15 | DUT Type: Portable Handset | | | APPENDIX F: Page 2 of 8 |

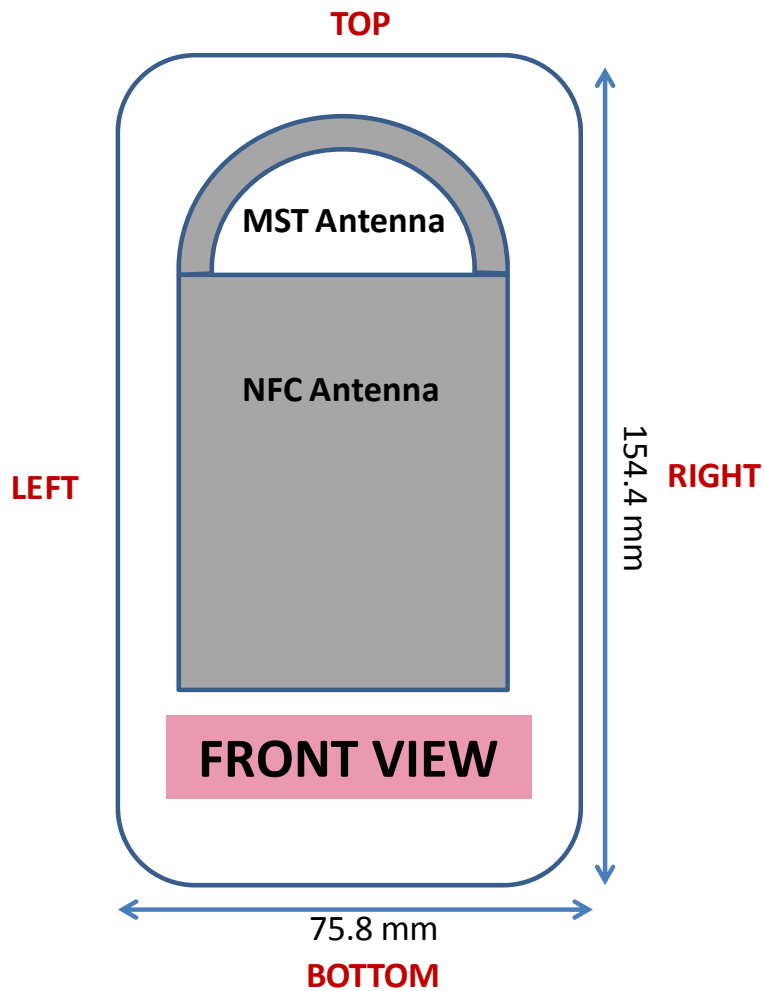





Figure F-2
NFC Antenna Locations



| | | | | |
|-----------------------------------|---|-----------------------|---|---------------------------------|
| FCC ID A3LSMG928T |  PCTEST ENGINEERING LABORATORY, INC. | SAR EVALUATION REPORT |  | Reviewed by: Quality Manager |
| Test Dates: 08/17/15- 09/18/15 | DUT Type: Portable Handset | | | APPENDIX F: Page 3 of 8 |




SAR Test Setup Photo 1 - Right Cheek




SAR Test Setup Photo 2 - Right Tilt



| | | | | |
|--|---|------------------------------|---|--|
| FCC ID A3LSMG928T |  | SAR EVALUATION REPORT |  | Reviewed by: Quality Manager |
| Test Dates: 08/17/15- 09/18/15 | DUT Type: Portable Handset | | | APPENDIX F: Page 4 of 8 |




SAR Test Setup Photo 3 – Left Cheek




SAR Test Setup Photo 4 – Back Side at 1.0 cm (Hotspot)



| | | | | |
|--|---|------------------------------|---|--|
| FCC ID A3LSMG928T |  | SAR EVALUATION REPORT |  | Reviewed by: Quality Manager |
| Test Dates: 08/17/15- 09/18/15 | DUT Type: Portable Handset | | | APPENDIX F: Page 5 of 8 |



SAR Test Setup Photo 5 – Back Side at 1.5 cm (Body-worn)




SAR Test Setup Photo 6 - Front Side at 0.0 cm (Phablet)



| | | | | |
|-----------------------------------|---|-----------------------|---|---------------------------------|
| FCC ID A3LSMG928T |  | SAR EVALUATION REPORT |  | Reviewed by: Quality Manager |
| Test Dates: 08/17/15- 09/18/15 | DUT Type: Portable Handset | | | APPENDIX F: Page 6 of 8 |



SAR Test Setup Photo 7 - Front Side at 0.4 cm (Phablet)



SAR Test Setup Photo 8 - Front Side at 1.0 cm (Hotspot)



| | | | | |
|-----------------------------------|---|-----------------------|---|---------------------------------|
| FCC ID A3LSMG928T |  | SAR EVALUATION REPORT |  | Reviewed by: Quality Manager |
| Test Dates: 08/17/15- 09/18/15 | DUT Type: Portable Handset | | | APPENDIX F: Page 7 of 8 |



SAR Test Setup Photo 9 - Top Edge at 1.0 cm (Hotspot)



SAR Test Setup Photo 12 – DUT Reference Lines

| | | | | |
|-----------------------------------|---|-----------------------|---|---------------------------------|
| FCC ID A3LSMG928T |  | SAR EVALUATION REPORT |  | Reviewed by: Quality Manager |
| Test Dates: 08/17/15- 09/18/15 | DUT Type: Portable Handset | | | APPENDIX F: Page 8 of 8 |