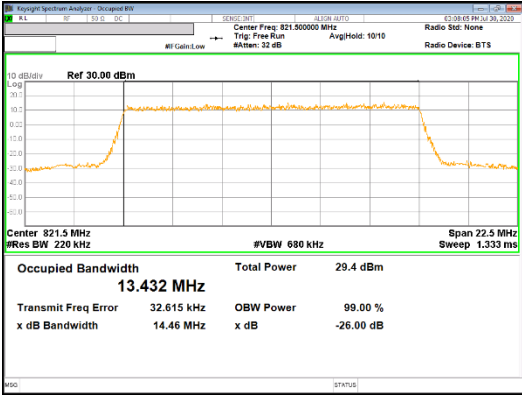
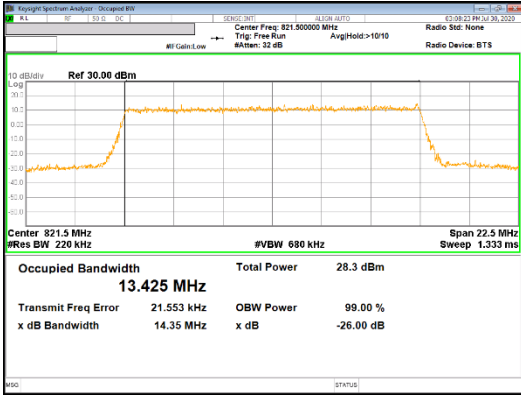
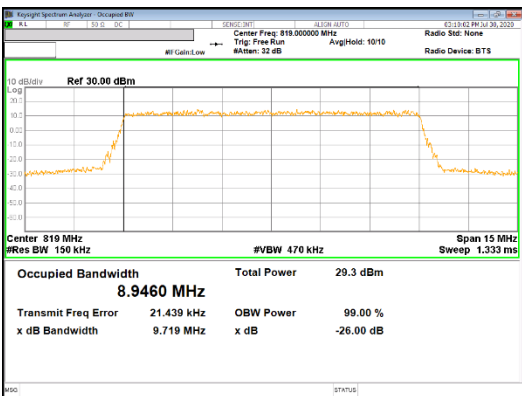
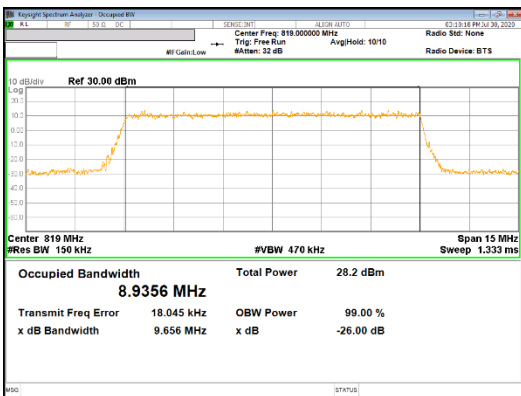
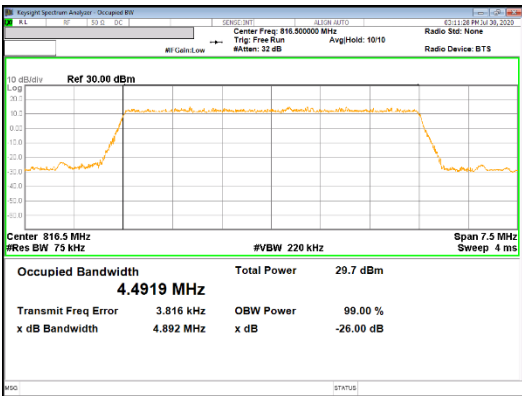
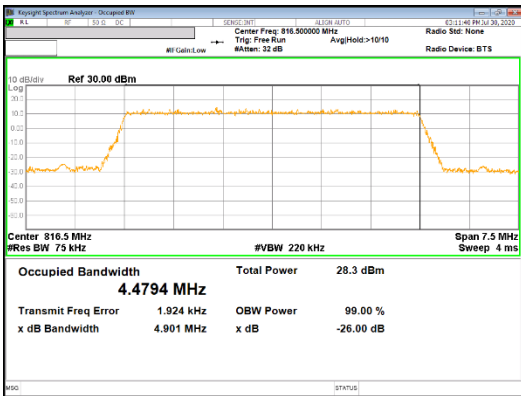


LTE Band 13

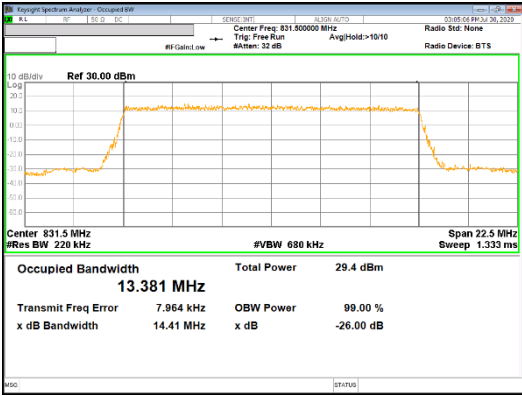
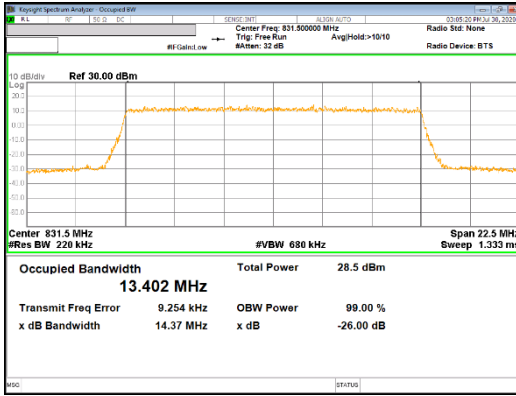
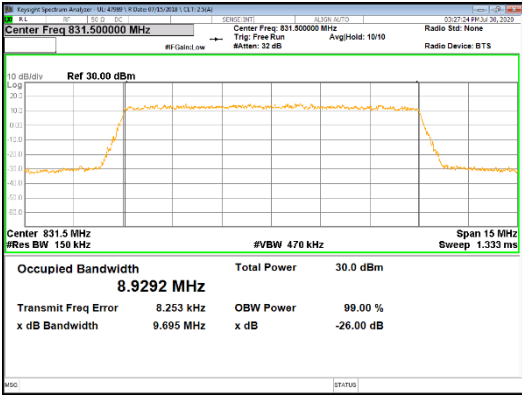
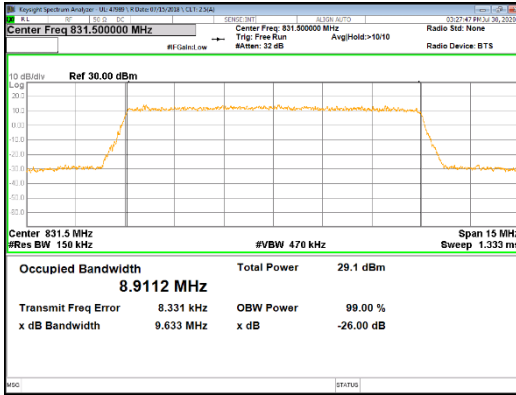
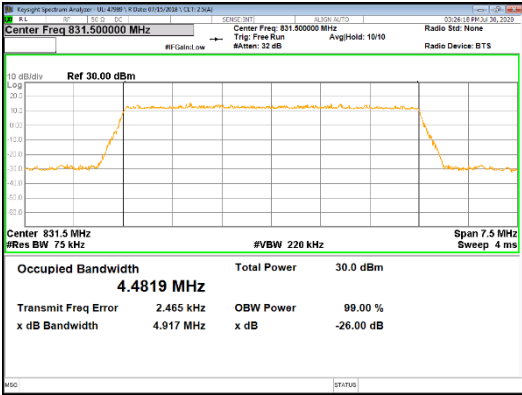
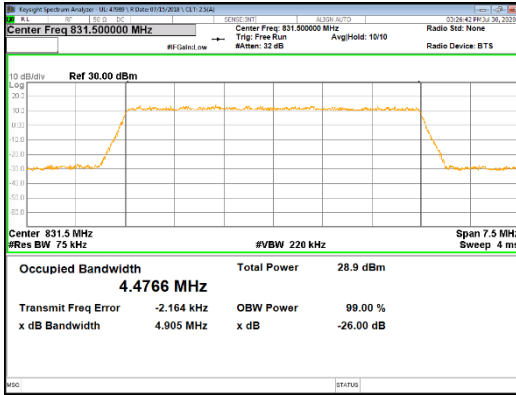
<p>Band 13 10MHz</p>	 <p>10MHz QPSK Mid channel</p>	 <p>10MHz 16QAM Mid channel</p>
<p>Band 13 5MHz</p>	 <p>5MHz QPSK Mid channel</p>	 <p>5MHz 16QAM Mid channel</p>

LTE Band 26 (Part90)

<p>Band 26 15MHz</p>	 <p>15MHz QPSK Mid channel</p>	 <p>15MHz 16QAM Mid channel</p>
<p>Band 26 10MHz</p>	 <p>10MHz QPSK Mid channel</p>	 <p>10MHz 16QAM Mid channel</p>
<p>Band 26 5MHz</p>	 <p>5MHz QPSK Mid channel</p>	 <p>5MHz 16QAM Mid channel</p>

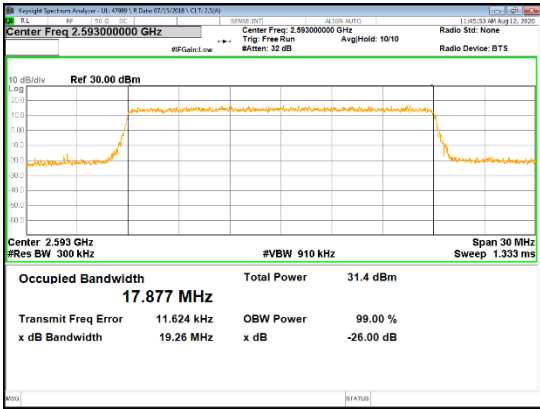
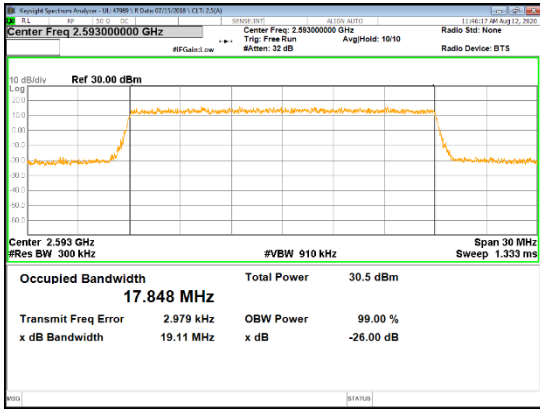
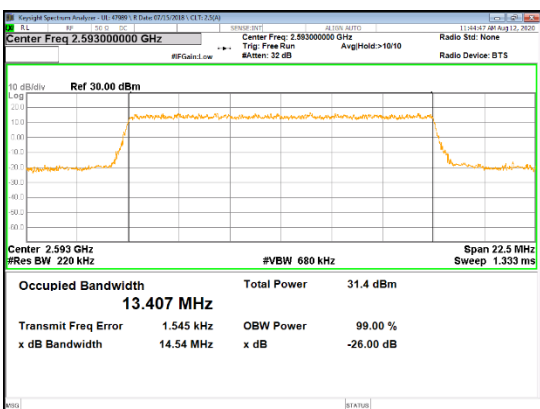
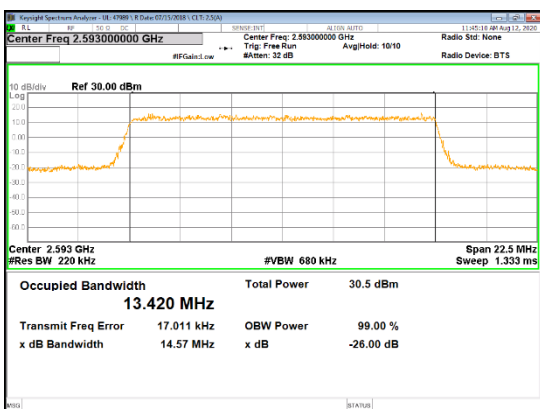
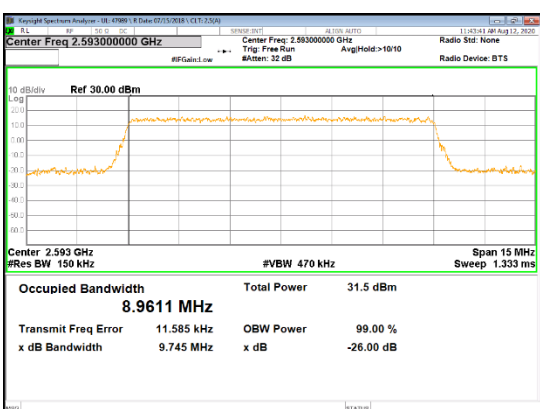
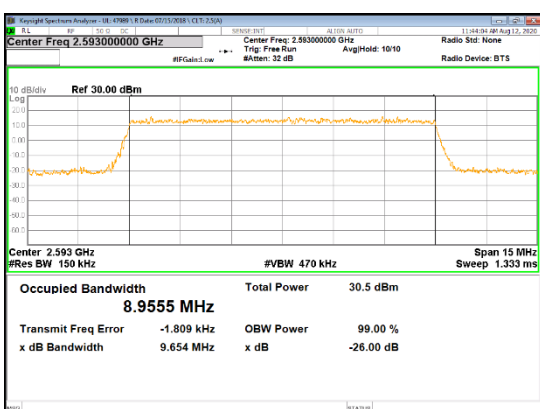


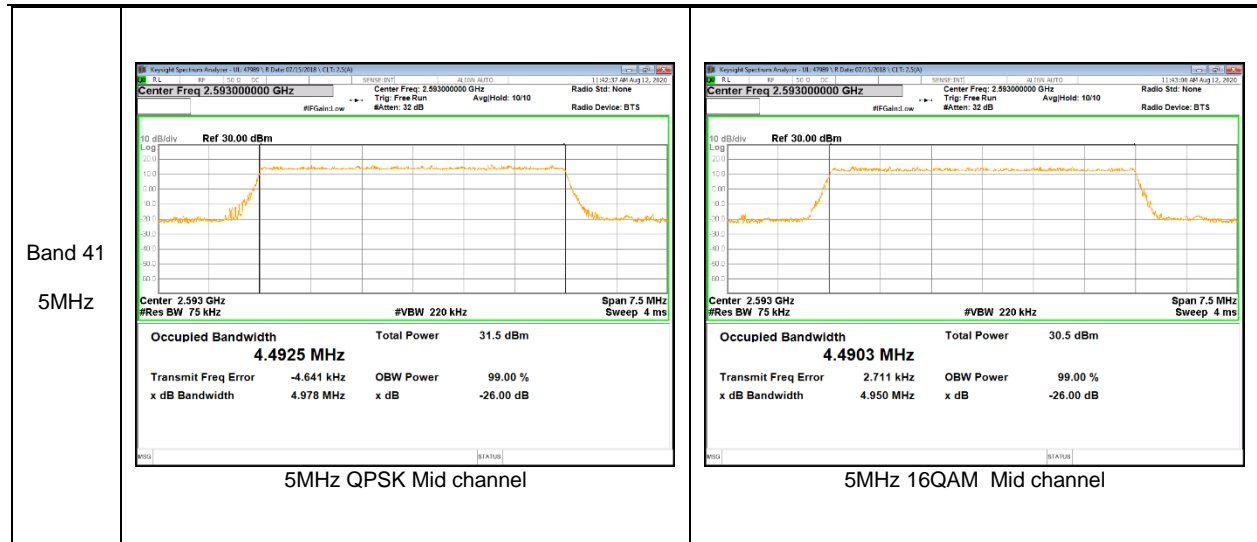
LTE Band 26 (Part22)

<p>Band 26 15MHz</p>	 <p>15MHz QPSK Mid channel</p>	 <p>15MHz 16QAM Mid channel</p>
<p>Band 26 10MHz</p>	 <p>10MHz QPSK Mid channel</p>	 <p>10MHz 16QAM Mid channel</p>
<p>Band 26 5MHz</p>	 <p>5MHz QPSK Mid channel</p>	 <p>5MHz 16QAM Mid channel</p>

<p>Band 26 3MHz</p>	 <p>3MHz QPSK Mid channel</p>	 <p>3MHz 16QAM Mid channel</p>
<p>Band 26 1.4MHz</p>	 <p>1.4MHz QPSK Mid channel</p>	 <p>1.4MHz 16QAM Mid channel</p>

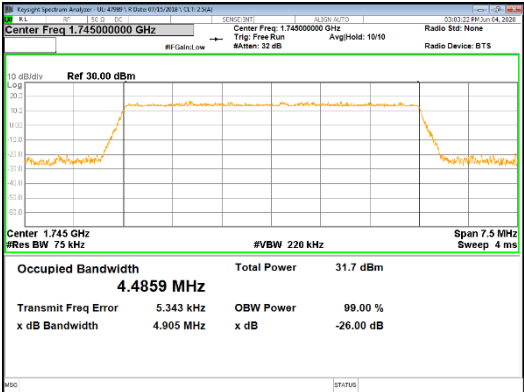
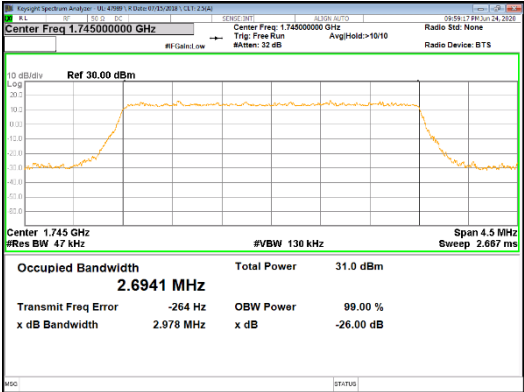
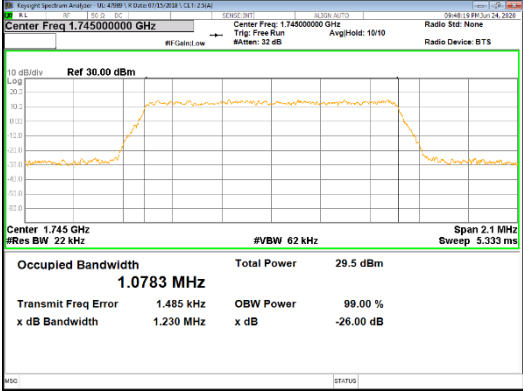
LTE Band 41(PC3)

<p>Band 41 20MHz</p>	 <p>Center Freq 2.593000000 GHz #Res BW 300 kHz #VBW 910 kHz Sweep 1.333 ms</p> <p>Occupied Bandwidth 17.877 MHz Total Power 31.4 dBm Transmit Freq Error 11.624 kHz x dB Bandwidth 19.26 MHz</p> <p>OBW Power 99.00 % x dB -26.00 dB</p> <p>20MHz QPSK Mid channel</p>	 <p>Center Freq 2.593000000 GHz #Res BW 300 kHz #VBW 910 kHz Sweep 1.333 ms</p> <p>Occupied Bandwidth 17.848 MHz Total Power 30.5 dBm Transmit Freq Error 2.979 kHz x dB Bandwidth 19.11 MHz</p> <p>OBW Power 99.00 % x dB -26.00 dB</p> <p>20MHz 16QAM Mid channel</p>
<p>Band 41 15MHz</p>	 <p>Center Freq 2.593000000 GHz #Res BW 220 kHz #VBW 680 kHz Sweep 1.333 ms</p> <p>Occupied Bandwidth 13.407 MHz Total Power 31.4 dBm Transmit Freq Error 1.545 kHz x dB Bandwidth 14.54 MHz</p> <p>OBW Power 99.00 % x dB -26.00 dB</p> <p>15MHz QPSK Mid channel</p>	 <p>Center Freq 2.593000000 GHz #Res BW 220 kHz #VBW 680 kHz Sweep 1.333 ms</p> <p>Occupied Bandwidth 13.420 MHz Total Power 30.5 dBm Transmit Freq Error 17.011 kHz x dB Bandwidth 14.57 MHz</p> <p>OBW Power 99.00 % x dB -26.00 dB</p> <p>15MHz 16QAM Mid channel</p>
<p>Band 41 10MHz</p>	 <p>Center Freq 2.593000000 GHz #Res BW 150 kHz #VBW 470 kHz Sweep 1.333 ms</p> <p>Occupied Bandwidth 8.9611 MHz Total Power 31.5 dBm Transmit Freq Error 11.585 kHz x dB Bandwidth 9.745 MHz</p> <p>OBW Power 99.00 % x dB -26.00 dB</p> <p>10MHz QPSK Mid channel</p>	 <p>Center Freq 2.593000000 GHz #Res BW 150 kHz #VBW 470 kHz Sweep 1.333 ms</p> <p>Occupied Bandwidth 8.9555 MHz Total Power 30.5 dBm Transmit Freq Error -1.809 kHz x dB Bandwidth 9.654 MHz</p> <p>OBW Power 99.00 % x dB -26.00 dB</p> <p>10MHz 16QAM Mid channel</p>



LTE Band 66

<p>Band 66 20MHz</p>	 <p>20MHz QPSK Mid channel</p>	 <p>20MHz 16QAM Mid channel</p>
<p>Band 66 15MHz</p>	 <p>15MHz QPSK Mid channel</p>	 <p>15MHz 16QAM Mid channel</p>
<p>Band 66 10MHz</p>	 <p>10MHz QPSK Mid channel</p>	 <p>10MHz 16QAM Mid channel</p>

<p>Band 66 5MHz</p>	 <p>5MHz QPSK Mid channel</p>	 <p>5MHz 16QAM Mid channel</p>
<p>Band 66 3MHz</p>	 <p>3MHz QPSK Mid channel</p>	 <p>3MHz 16QAM Mid channel</p>
<p>Band 66 1.4MHz</p>	 <p>1.4MHz QPSK Mid channel</p>	 <p>1.4MHz 16QAM Mid channel</p>

LTE Band 4

LTE Band 4 (Frequency range: 1710-1755 MHz) is covered by LTE Band 66 (Frequency range: 1710-1780 MHz) due to overlapping frequency range, same maximum tune-up limit and same channel bandwidth.

LTE Band 17

LTE Band 17 (Frequency range: 704-716 MHz) is covered by LTE Band 12 (Frequency range: 699-716 MHz) due to overlapping frequency range, same maximum tune-up limit and same channel bandwidth.

9.2. BAND EDGE EMISSIONS

RULE PART(S)

FCC: §22.359, §22.917, §24.238, §27.53 and 90.691

LIMITS

The power of any emission outside of the authorized operating frequency ranges must be attenuated below the transmitting power (P) by a factor of at least $43 + 10 \log (P)$ dB.

Part 27.53:

(c) For operations in the 746-758 MHz band and the 776-788 MHz band, the power of any emission outside the licensee's frequency band(s) of operation shall be attenuated below the transmitter power (P) within the licensed band(s) of operation, measured in watts, in accordance with the following:

(2) On any frequency outside the 776-788 MHz band, the power of any emission shall be attenuated outside the band below the transmitter power (P) by at least $43 + 10 \log (P)$ dB;

(4) On all frequencies between 763-775 MHz and 793-806 MHz, by a factor not less than $65 + 10 \log (P)$ dB in a 6.25 kHz band segment, for mobile and portable stations;

(g) For operations in the 600 MHz band and the 698-746 MHz band, the power of any emission outside a licensee's frequency band(s) of operation shall be attenuated below the transmitter power (P) within the licensed band(s) of operation, measured in watts, by at least $43 + 10 \log (P)$ dB.

(h) The power of any emission outside a licensee's frequency block shall be attenuated below the transmitter power (P) in watts by at least $43 + 10 \log_{10} (P)$ dB.

(m) (4) For mobile digital stations, the attenuation factor shall be not less than $40 + 10 \log (P)$ dB on all frequencies between the channel edge and 5 megahertz from the channel edge, $43 + 10 \log (P)$ dB on all frequencies between 5 megahertz and X megahertz from the channel edge, and $55 + 10 \log (P)$ dB on all frequencies more than X megahertz from the channel edge, where X is the greater of 6 megahertz or the actual emission bandwidth as defined in paragraph (m)(6) of this section. In addition, the attenuation factor shall not be less than $43 + 10 \log (P)$ dB on all frequencies between 2490.5 MHz and 2496 MHz and $55 + 10 \log (P)$ dB at or below 2490.5 MHz. Mobile Satellite Service licensees operating on frequencies below 2495 MHz may also submit a documented interference complaint against BRS licensees operating on channel BRS Channel 1 on the same terms and conditions as adjacent channel BRS or EBS licensees.

Part 90.691:

(a) Out-of-band emission requirement shall apply only to the "outer" channels included in an EA license and to spectrum adjacent to interior channels used by incumbent licensees. The emission limits are as follows:

(1) For any frequency removed from the EA licensee's frequency block by up to and including 37.5 kHz, the power of any emission shall be attenuated below the transmitter power (P) in watts by at least $116 \log_{10}(f/6.1)$ decibels or $50 + 10 \log_{10}(P)$ decibels or 80 decibels, whichever is the lesser attenuation, where f is the frequency removed from the center of the outer channel in the block in kilohertz and where f is greater than 12.5 kHz.

(2) For any frequency removed from the EA licensee's frequency block greater than 37.5 kHz, the power of any emission shall be attenuated below the transmitter power (P) in watts by at least $43 + 10 \log_{10}(P)$ decibels or 80 decibels, whichever is the lesser attenuation, where f is the frequency removed from the center of the outer channel in the block in kilohertz and where f is greater than 37.5 kHz.

TEST PROCEDURE

Per KDB 971168 D01 Power Meas License Digital Systems v03r01

The transmitter output was connected to a CMW500 Test Set and configured to operate at maximum power. The band edge emissions were measured at the required operating frequencies in each band on the Spectrum Analyzer.

GSM

- a) Set the RBW = 1 ~ 5% of OBW(GSM850 – 8.2KHz, GSM1900 – 9.1KHz)
- b) Set VBW $\geq 3 \times$ RBW;
- c) Set span ≥ 1.5 times the OBW;
- d) Sweep time = 1S ;
- e) Detector = RMS;
- f) Ensure that the number of measurement points $\geq 2 \times$ Span/RBW;
- g) Trace mode = Average(100);
- h) Add duty cycle correction factor (9dB)

WCDMA/LTE

- a) Set the RBW = 1 ~ 1.5 % of OBW(Typically limited to a minimum RBW of 1% of the OBW)
- b) Set VBW $\geq 3 \times$ RBW;
- c) Set span ≥ 1.5 times the OBW;
- d) Sweep time = Auto;
- e) Detector = RMS;
- f) Ensure that the number of measurement points $\geq 2 \times$ Span/RBW;
- g) Trace mode = Average (100);

NOTE1: For frequency range of 763-775 MHz and 793-806 MHz.(LTE Band 13)

- a) Set the RBW = 6.2kHz
- b) Set VBW $\geq 3 \times$ RBW;
- c) Sweep time = 1 second ;
- d) Detector = RMS;
- e) Ensure that the number of measurement points $\geq 2 \times$ Span/RBW;
- f) Trace mode = Average;

NOTE2

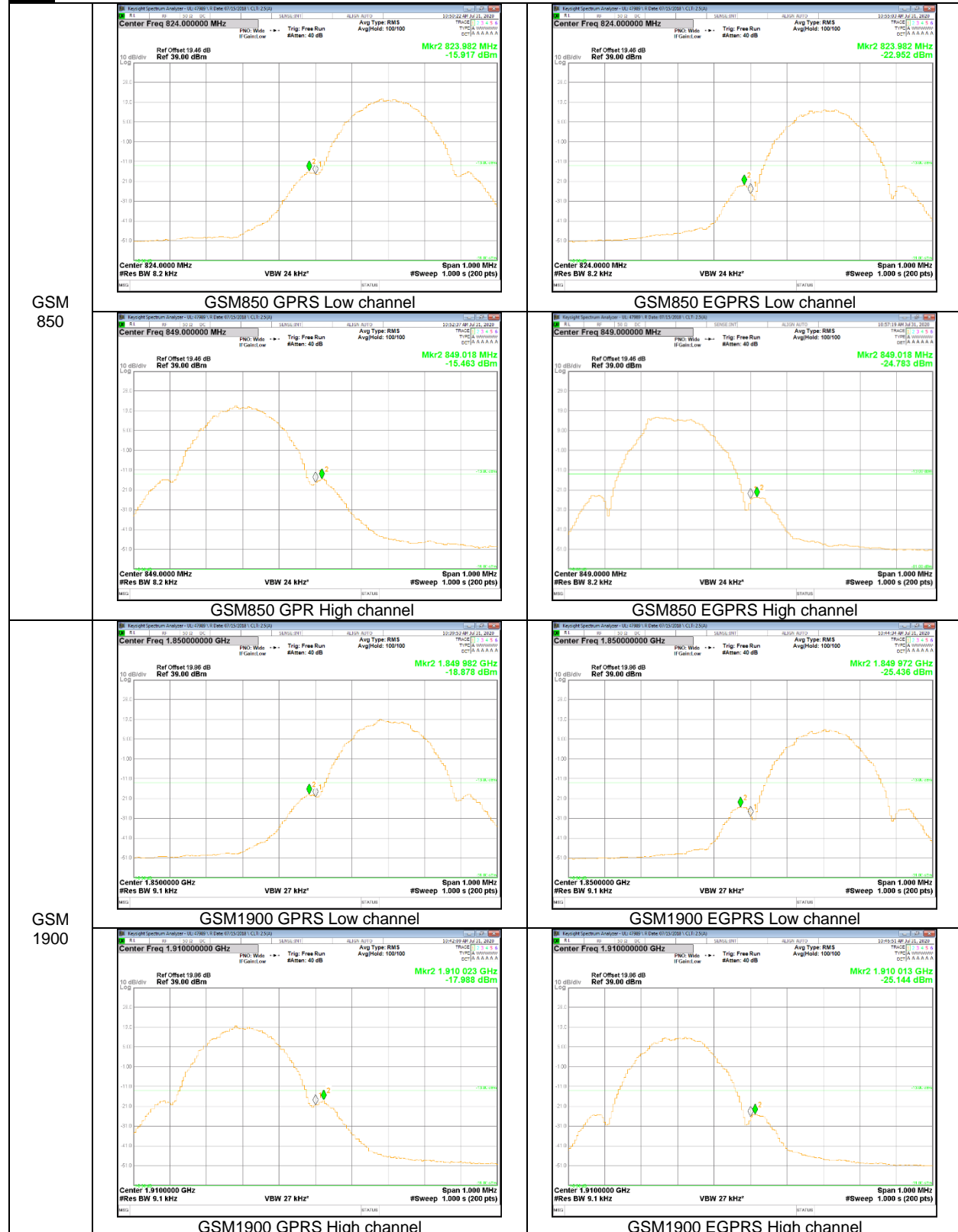
Note that the spurious emissions outside of the channel include narrowband signals. These signals are all below the -13dBm / -25dBm limits. Although the measurement bandwidth is less than the reference bandwidth of 1MHz no addental correction is applied as ANSI C63.26 section 4.2.3 only requires the correction to be applied when the OBW of the emission being measured is wider than the measurement bandwidth (Where the OBW of the signal under measurement is less than the RBW of the measuring instrument, no bandwidth correction or integration will be required.) Plots for low and high channels show the level of the emission measured with the reduced bandwidth and the level of the same emission measured using the integration method over the 1MHz reference bandwidth are very close, indicating the emissions are narrowband.

RESULTS

See the following pages.

9.2.1. BAND EDGE RESULT

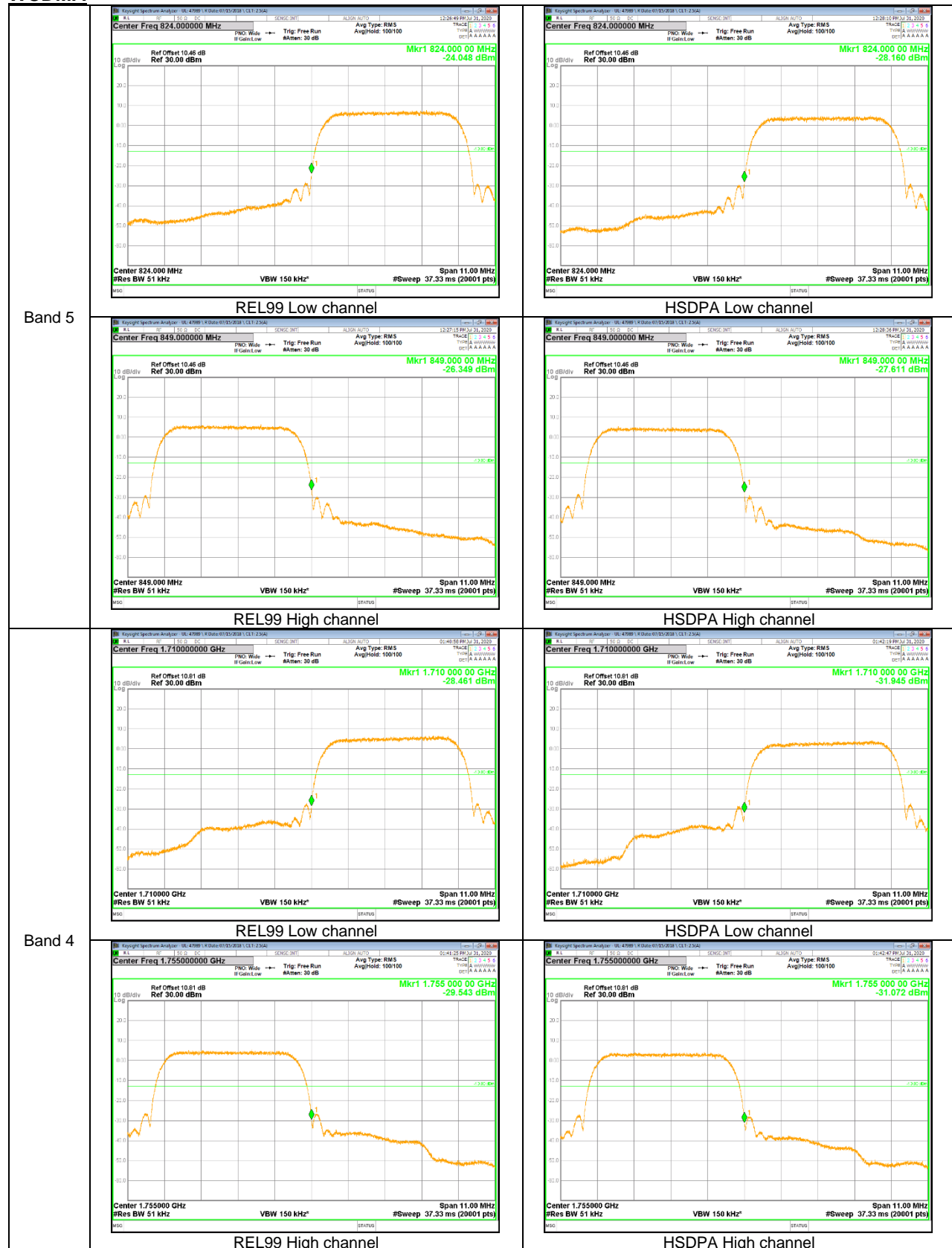
GSM

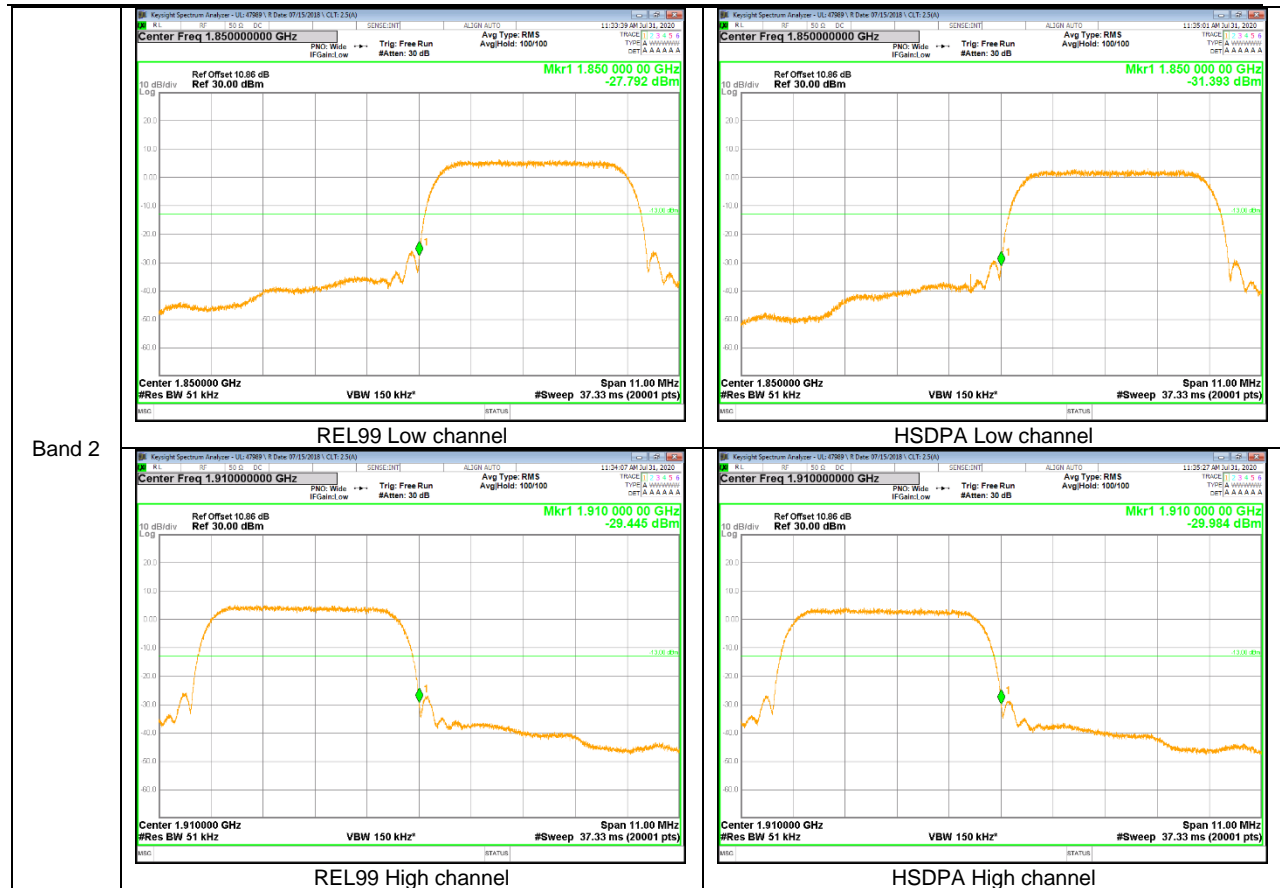


GSM
850

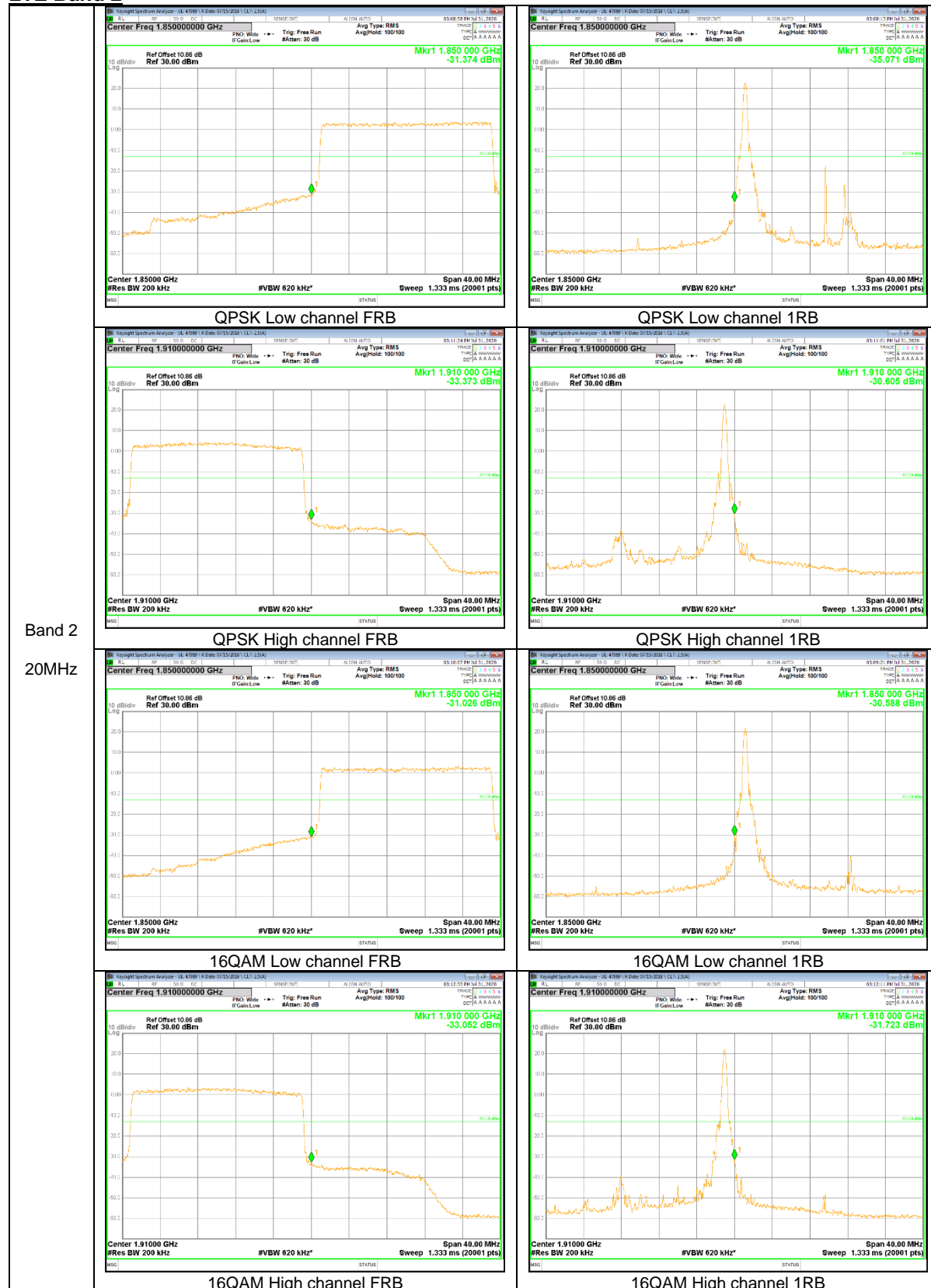
GSM
1900

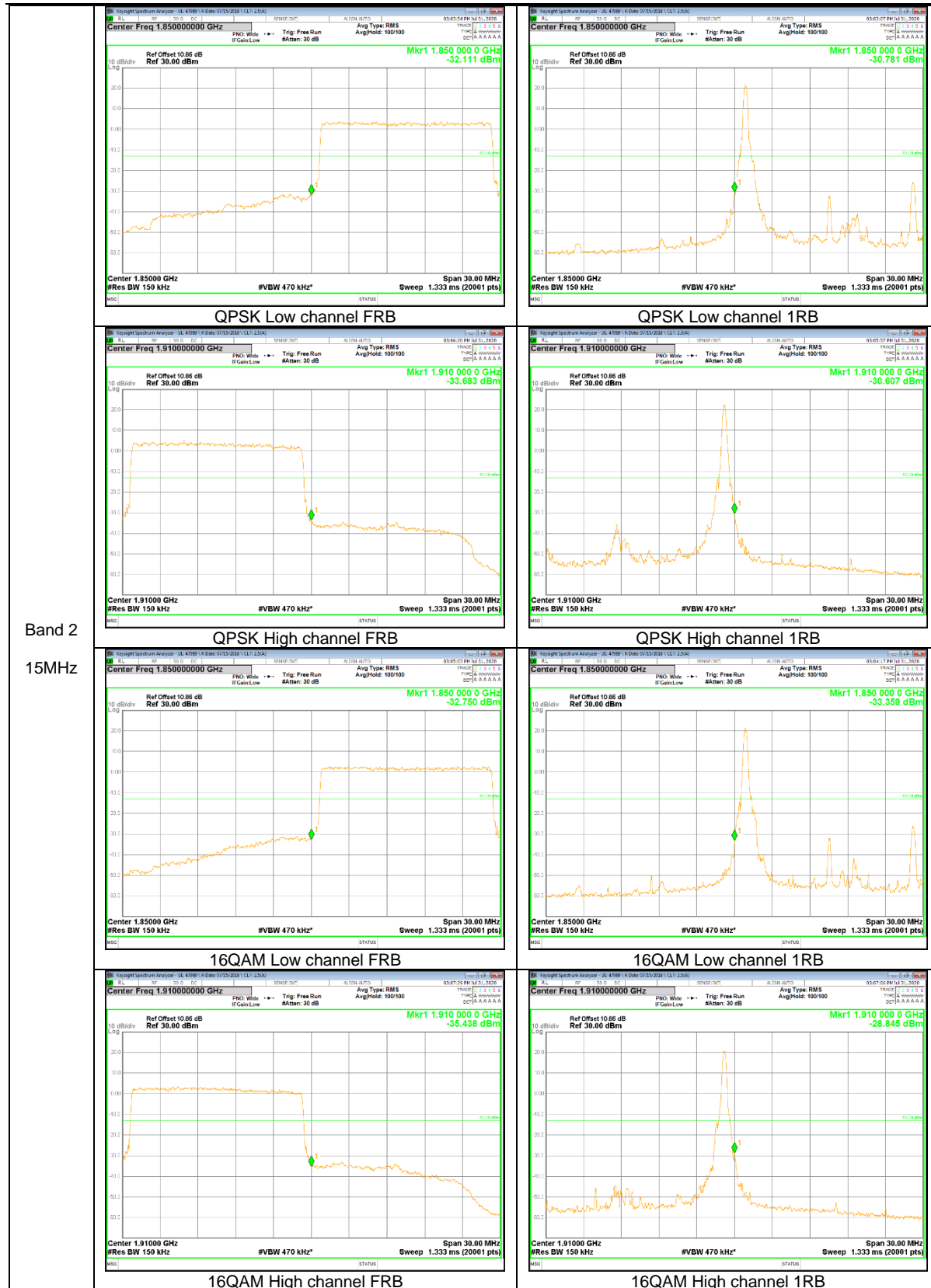
WCDMA

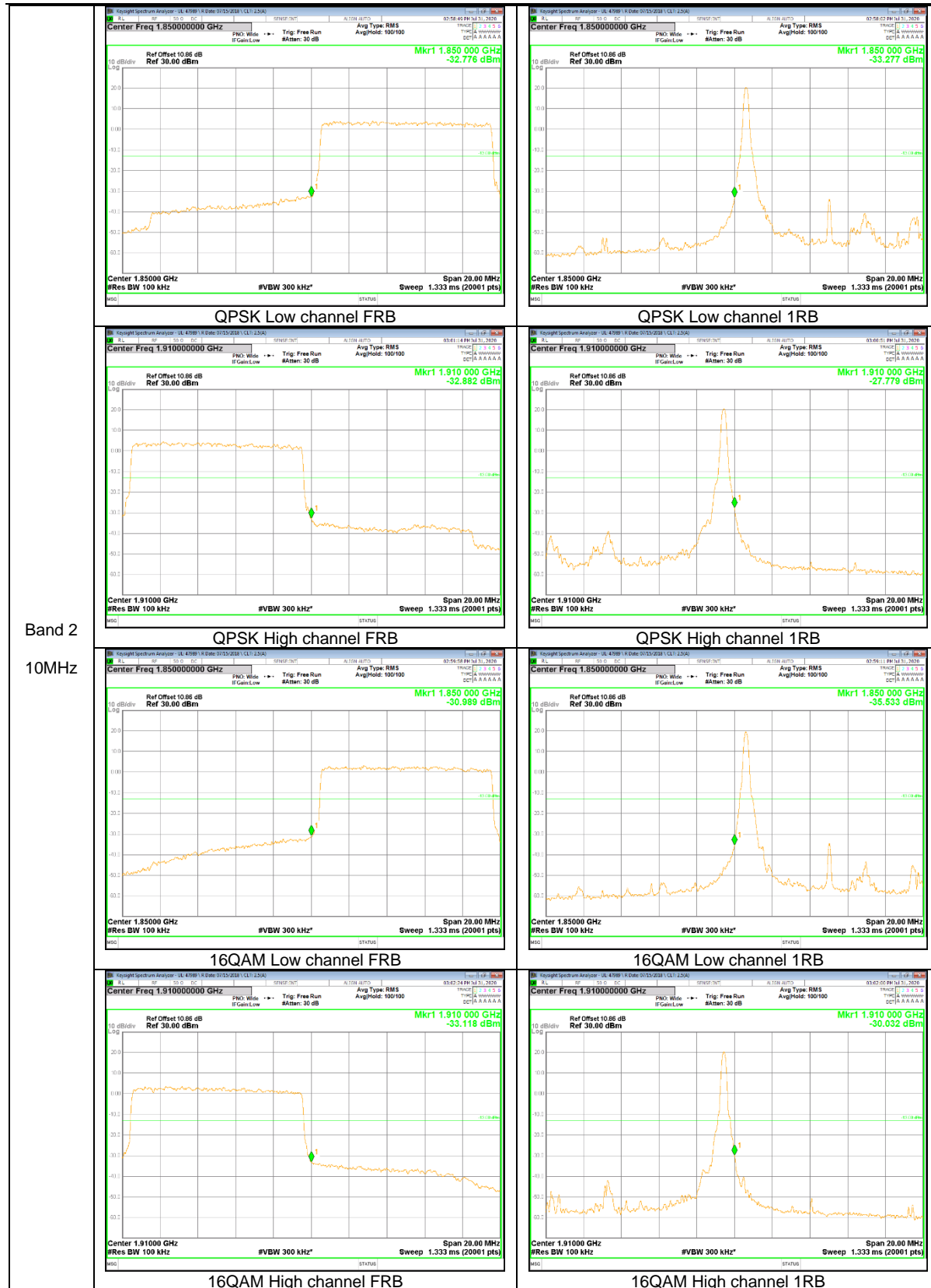


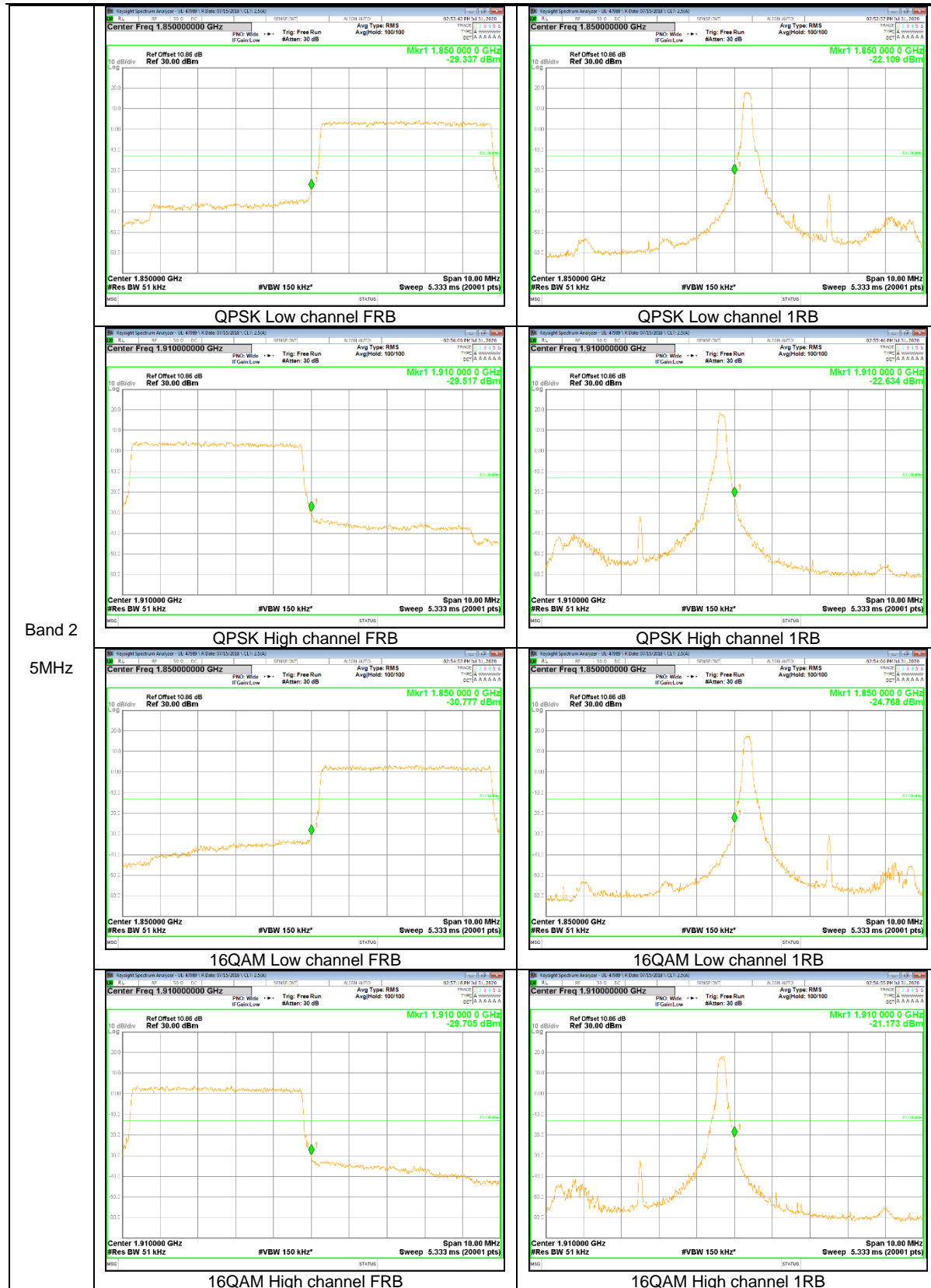


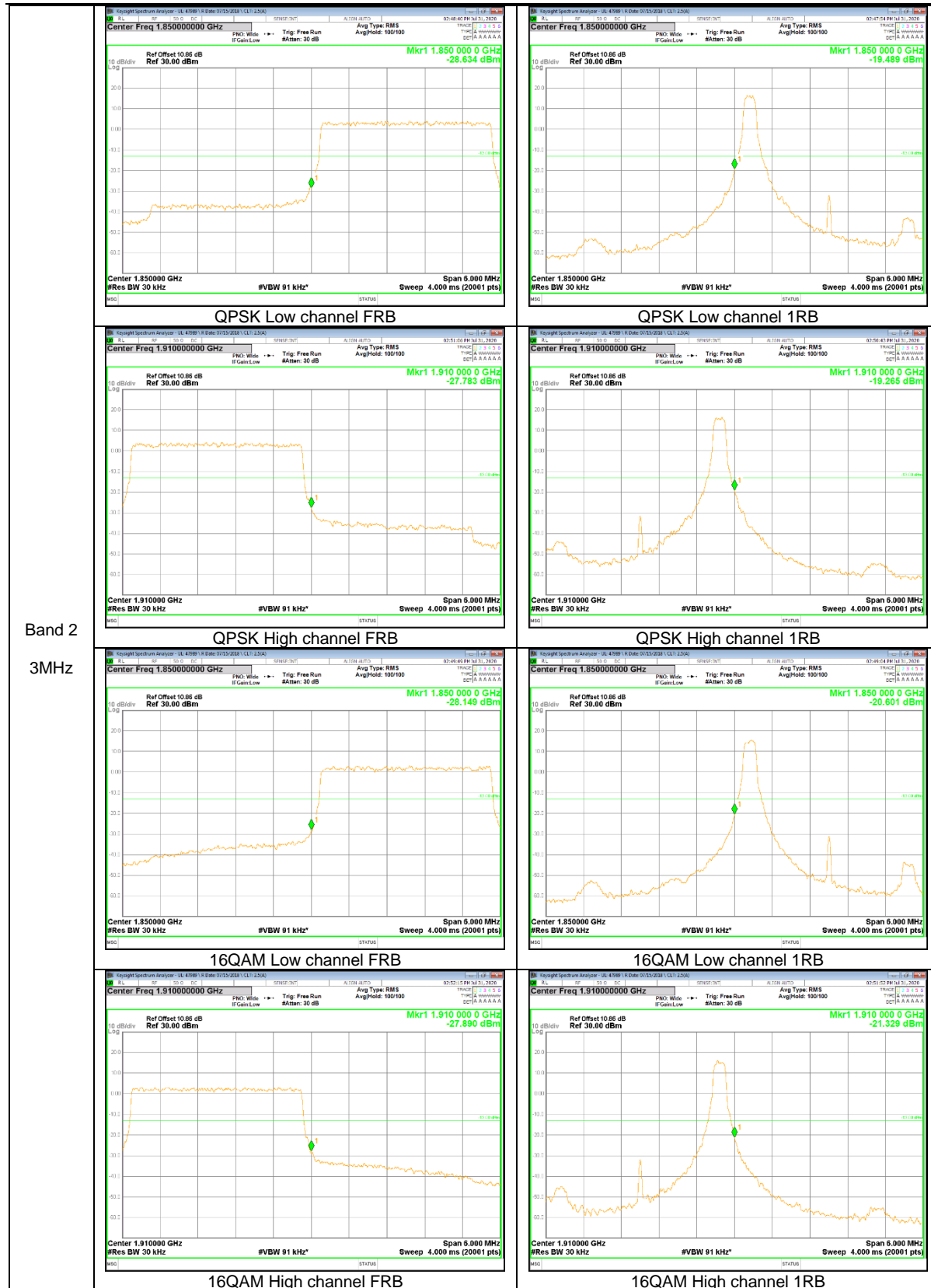
LTE Band 2

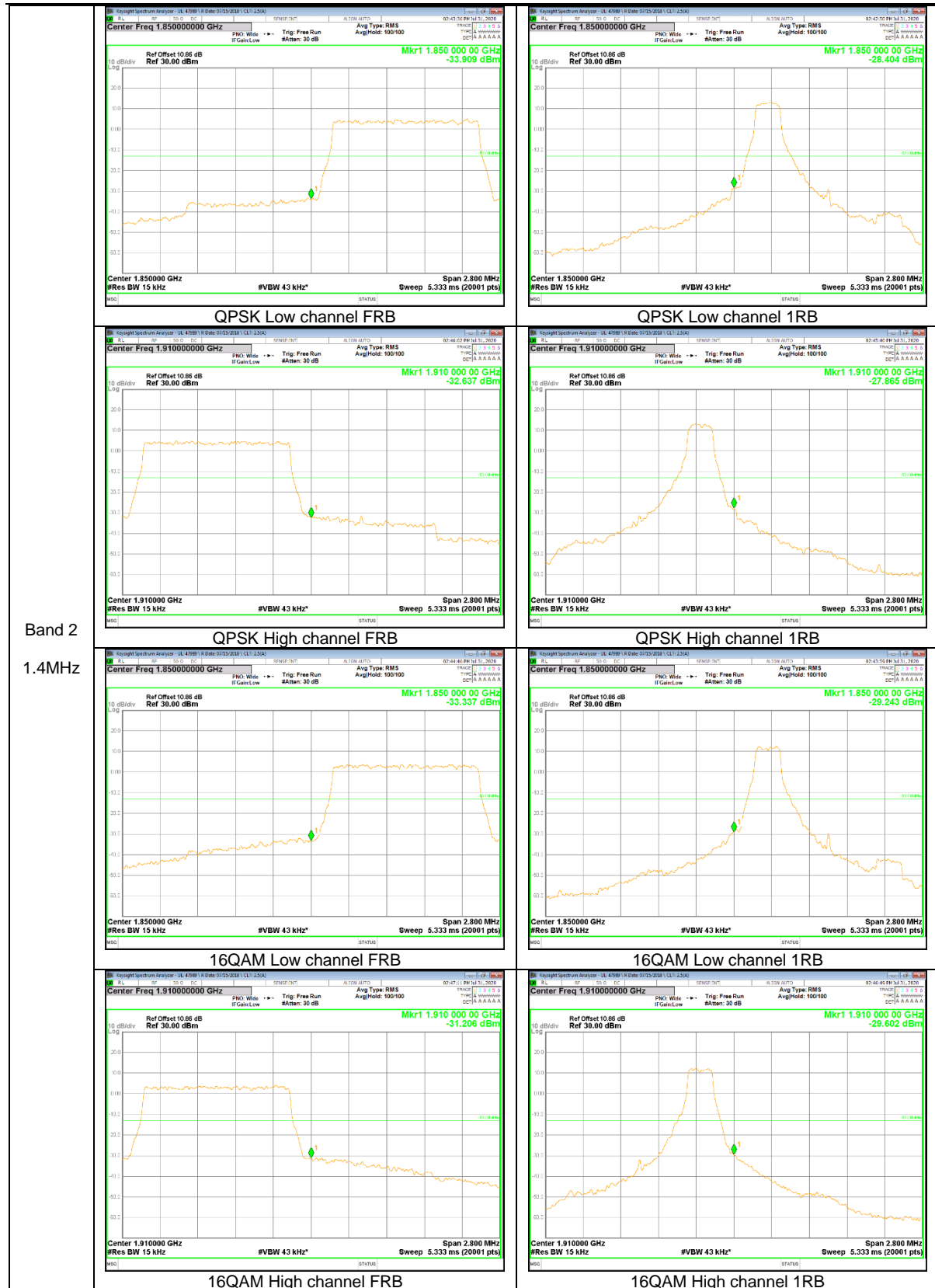




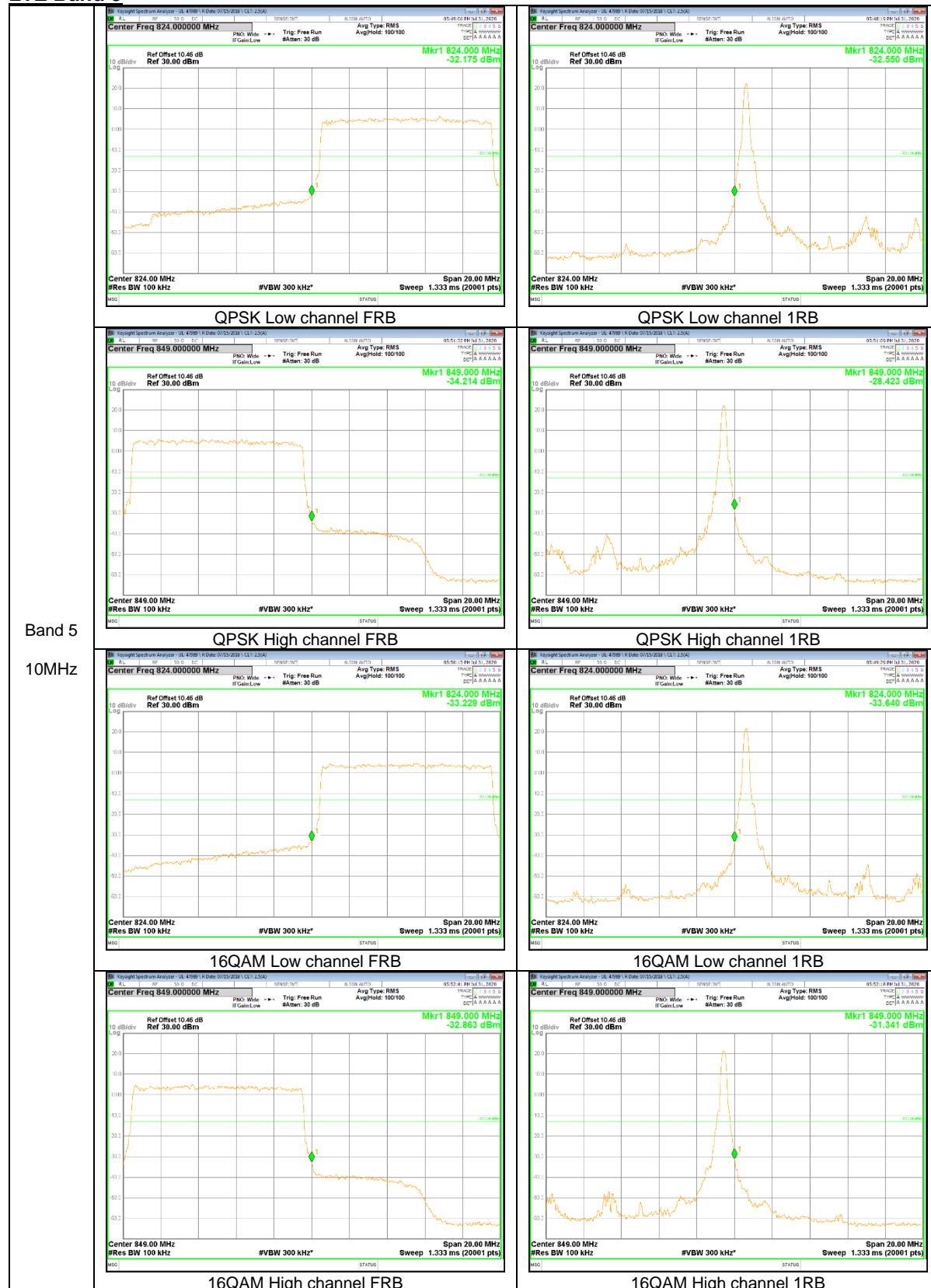








LTE Band 5



Band 5
10MHz

