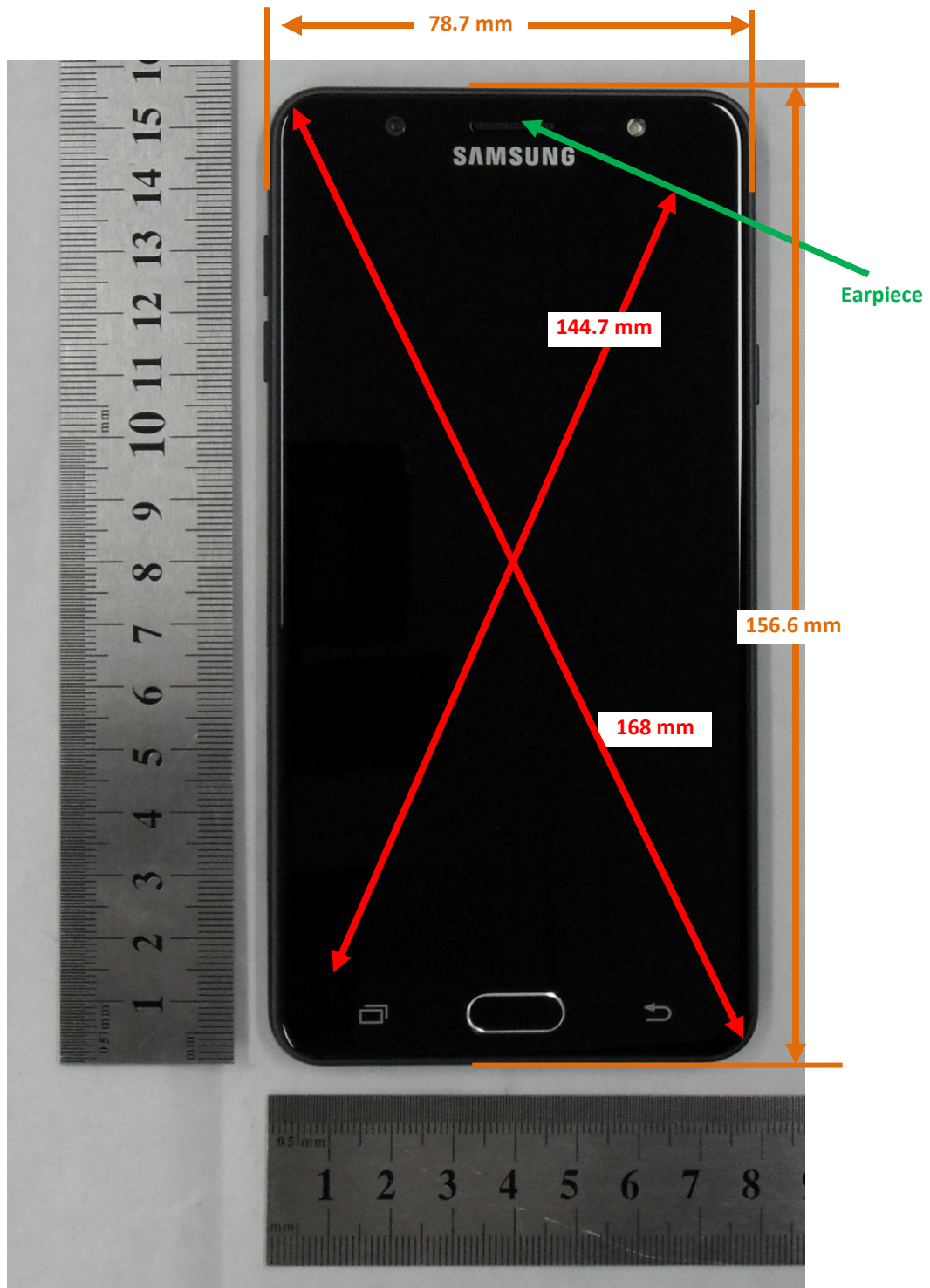


DUT and SAR Set-up Photos

Overall Dimensions



Front View of the DUT



Rear View of the DUT



Setup Photos

Handset Vertical and Horizontal Reference Lines


Vertical
Center Line




Horizontal
Line

Hotspot mode Exposure Conditions

Rear (10mm)




Front (10mm)



Edge 3 (10mm)



Edge 4 (10mm)



Antenna Dimensions & Separation Distances

① Wi-Fi / BT Ant (TX & RX)

② Main Ant (TX & RX)
- GSM 850, GSM 1900
- WCDMA Band V
- WCDMA B and II
- LTE Band V

③ GPS Ant.(RX)

④ Sub Ant.(RX)
- WCDMA Band V,
- WCDMA Band II
- LTE Band V

