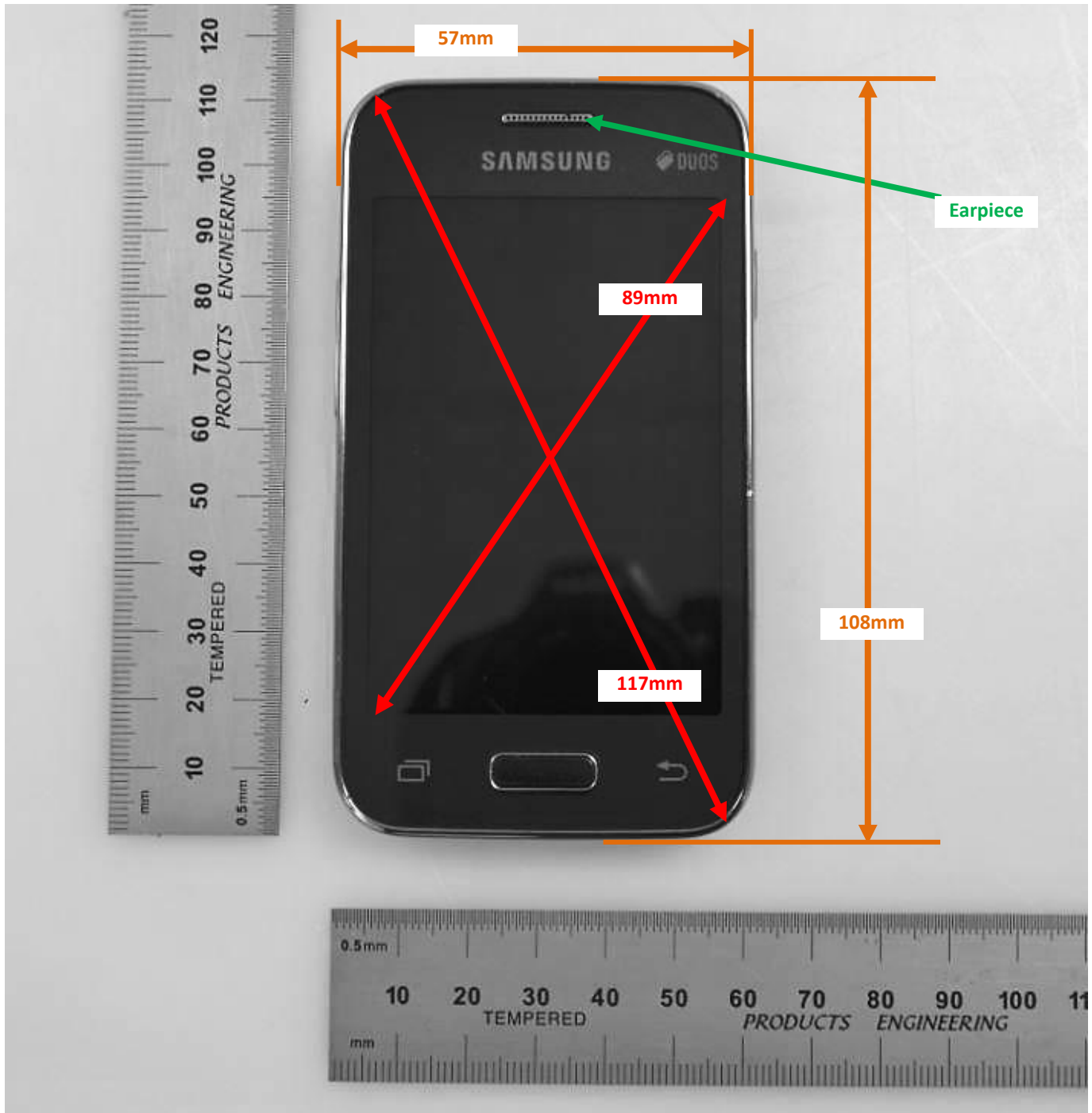


### DUT and SAR Set-up Photos

#### Overall Dimensions



Front View of the DUT



Rear View of the DUT



## Setup Photos

Handset Vertical and Horizontal Reference Lines


Vertical  
Center Line

Horizontal  
Line



## Head Exposure Conditions


Left Touch



Left Tilt (15°)



Right Touch




Right Tilt (15°)




## Body-worn Accessory & Hotspot mode Exposure Conditions

Rear




Front



## Hotspot Exposure Conditions


Edge 1



Edge 2



Edge 3



Edge 4



## Antenna Dimensions & Separation Distances

① Wi-Fi / BT Ant (TX & RX)

② Main Ant (TX & RX)

GSM 850/1900

W-CDMA Band V

