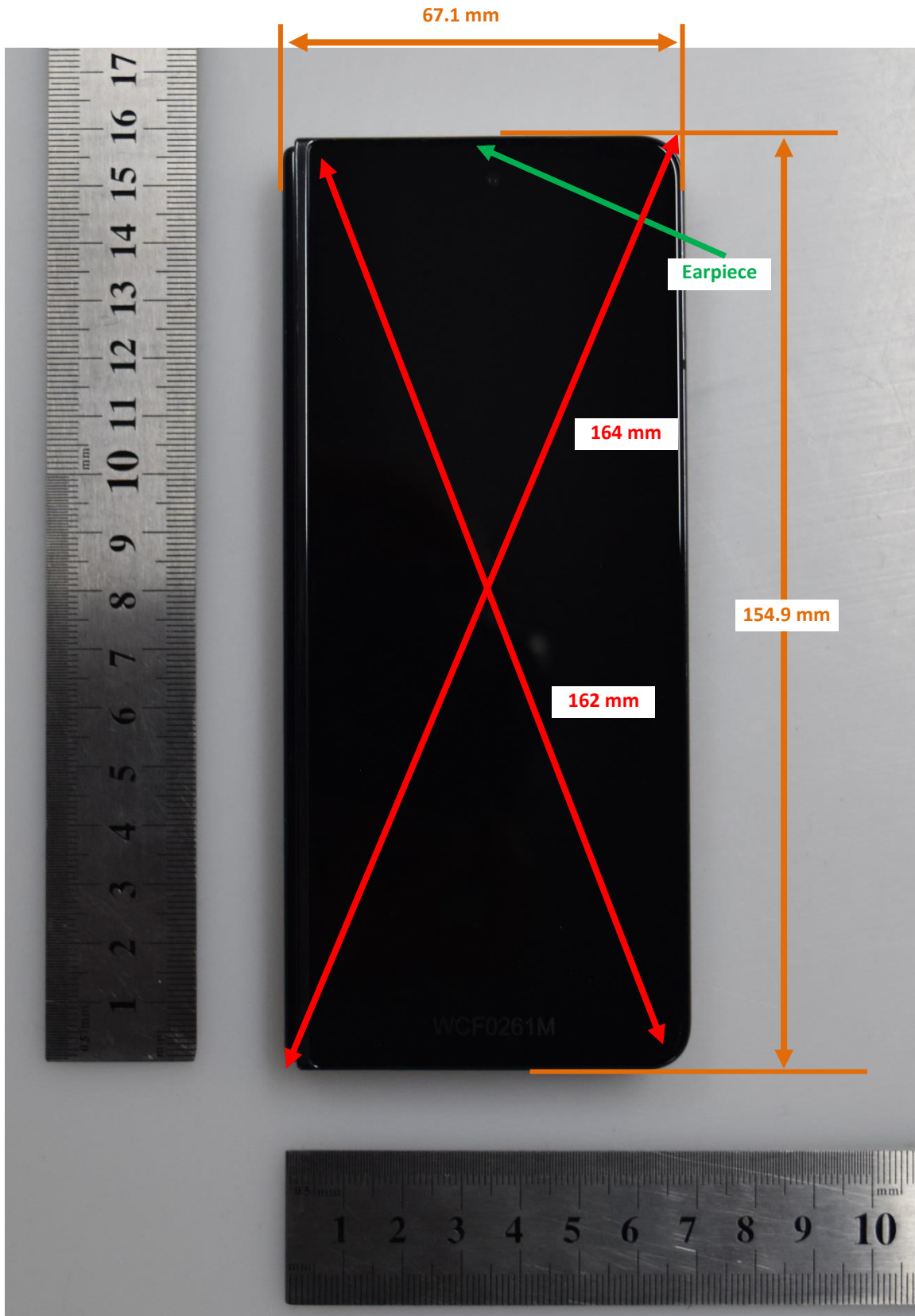


Folder Closed DUT and SAR Set-up Photos

Overall Dimensions



Folder Closed Front View of the DUT




Folder Closed Rear View of the DUT



Folder Closed Setup Photos

Handset Vertical and Horizontal Reference Lines

Vertical
Center Line




Please refer to Appendix A of S1 report for SAR test set-up.


This Appendix A is only shown for Incident power density test set-up.

Setup Photo (Closed)

Rear View of DUT




Front View of DUT




Setup Photo (Closed)

Top View of DUT




Rear-Left View of DUT



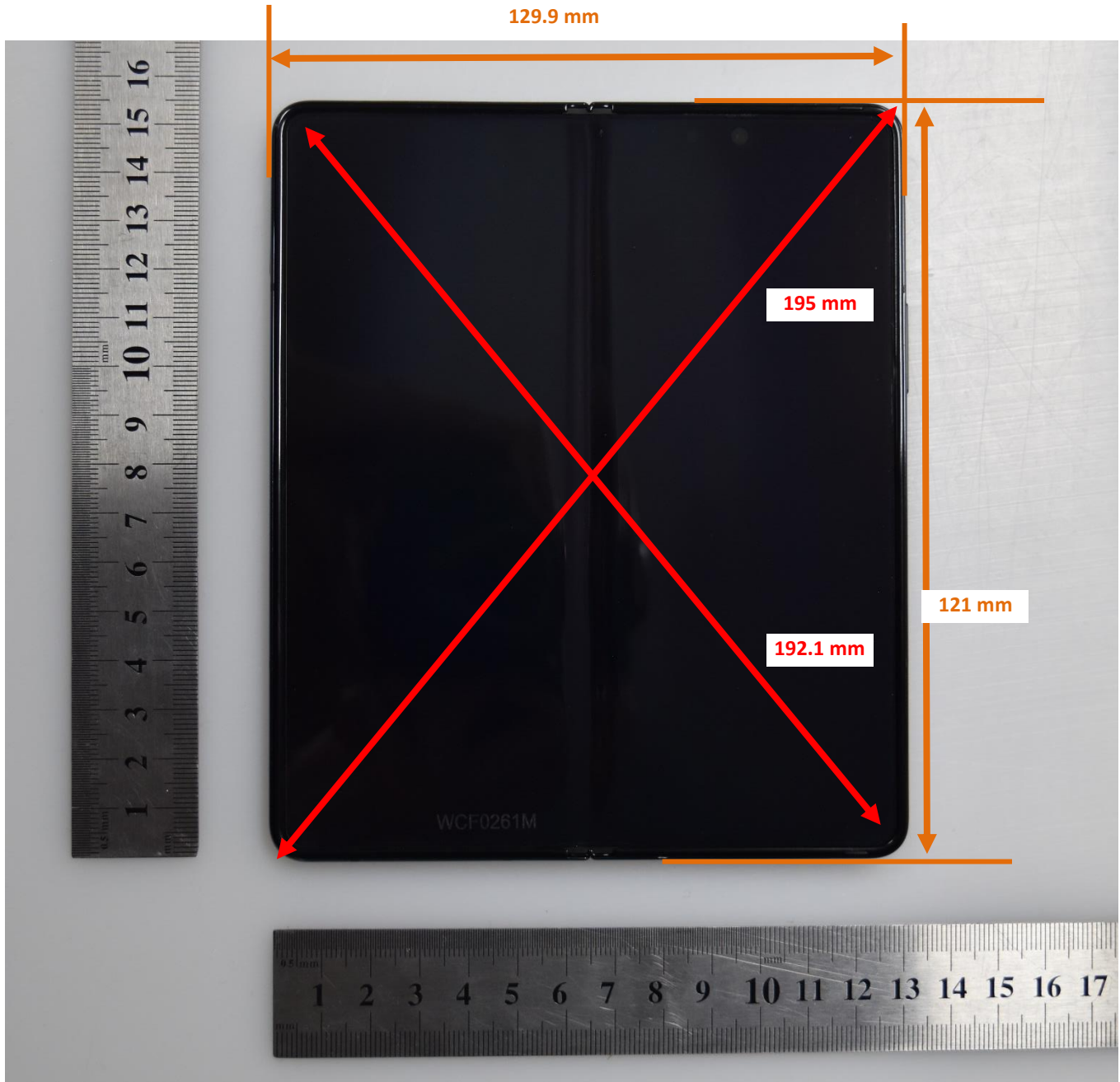
Setup Photo (Closed)

Rear-Right View of DUT



Folder Opened DUT and SAR Set-up Photos

Overall Dimensions



Folder Opened Front View of the DUT



Folder Opened Rear View of the DUT



Folder Opened Setup Photos

Handset Vertical and Horizontal Reference Lines


Vertical
Center Line




Horizontal
Line

Setup Photo (Open)

Rear View of DUT




Front View of DUT




Setup Photo (Open)

Top View of DUT




Rear-Left View of DUT



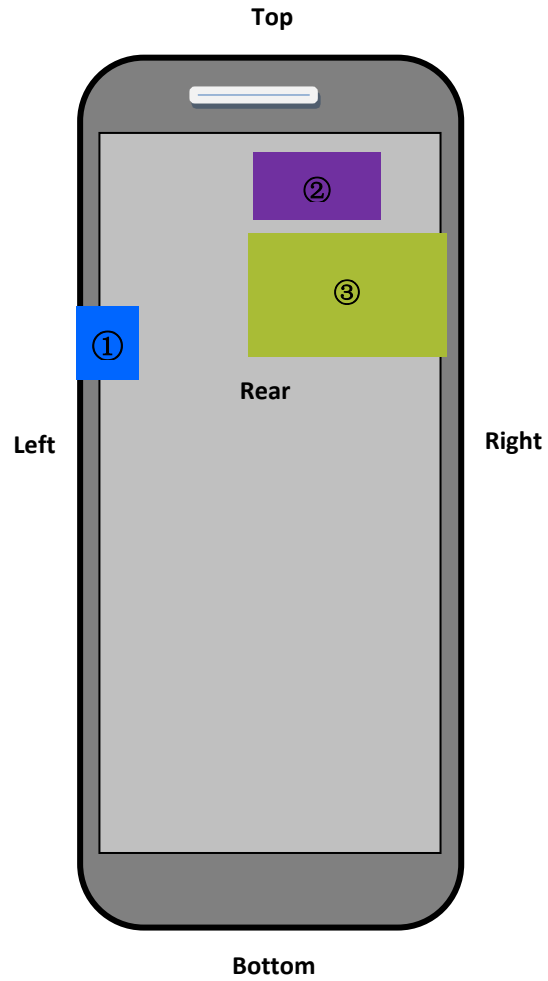
Setup Photo (Open)

Rear-Right View of DUT



Folder Closed Antenna Dimensions & Separation Distances

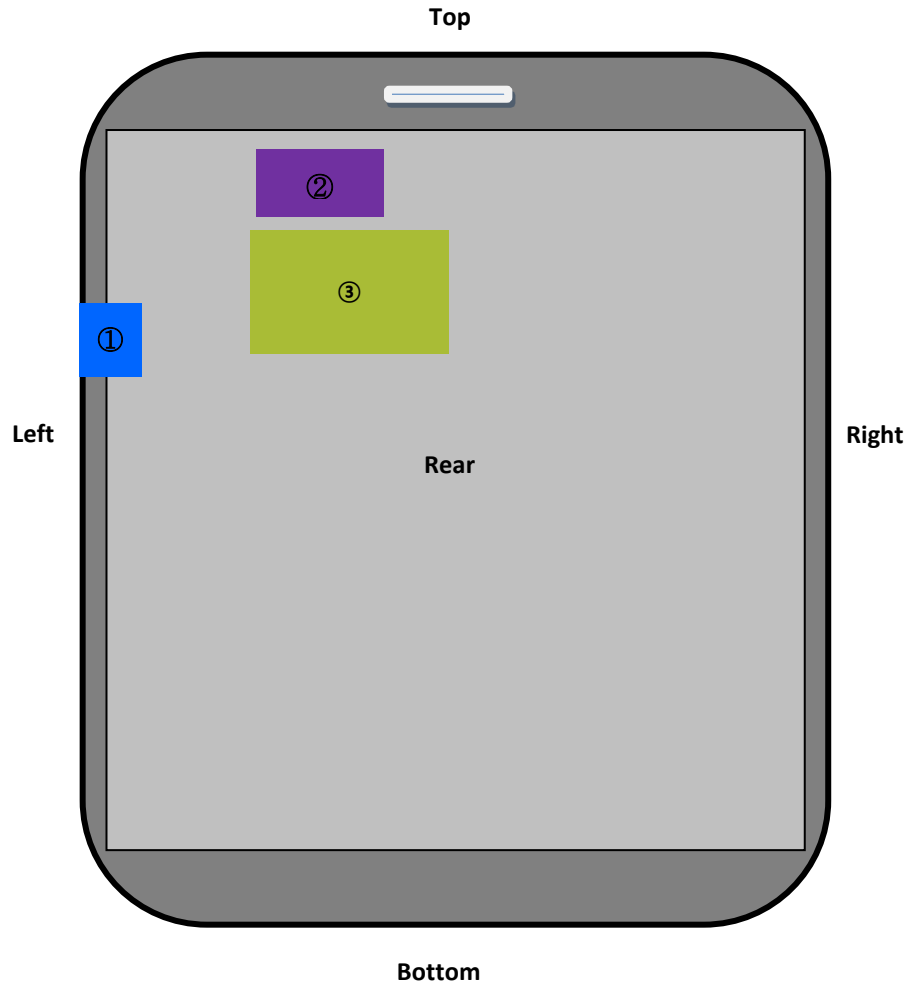
- ① Ant. H
- WIFI1 2.4GHz,5GHz,6GHz, BT1
- ② Ant. J
- WIFI2 5GHz, 6GHz
- ③ Ant UWB
- UWB1
- UWB2



Antenna		Ant. H	Ant. J	UWB
Distance between Antenna to Edges of Device (mm)	Top	38	9.5	13
	Left	0	33	34
	Bottom	96.9	142	118
	Right	67.1	20	7

Folder Opened Antenna Dimensions & Separation Distances

- ① Ant. H
- WIFI1 2.4GHz,5GHz,6GHz, BT1
- ② Ant. J
- WIFI2 5GHz, 6GHz
- ③ Ant UWB
- UWB1
- UWB2



Antenna		Ant. H	Ant. J	UWB
Distance between Antenna to Edges of Device (mm)	Top	38	9.5	13
	Left	0	33	34
	Bottom	96.9	142	118
	Right	129.9	82	70