



# 1. Appendix: UNLICENSED BAND SETUP PHOTOS(Conducted Test)


## 1) CONDUCTED RF MEASUREMENT SETUP (DTS, UNII, BLE)




## 2) CONDUCTED RF MEASUREMENT SETUP (Bluetooth)




3) **CONDUCTED RF MEASUREMENT SETUP (DFS)**



4) **CONDUCTED RF MEASUREMENT SETUP (NFC Stability)**





5) CONDUCTED RF MEASUREMENT SETUP (CBP)





## 2. Appendix: UNLICENSED BAND SETUP PHOTOS(Radiated Test)

### 1) RADIATED RF MEASUREMENT SETUP (BELOW 1 GHz)




2) RADIATED RF MEASUREMENT SETUP (ABOVE 1 GHz)




3) RADIATED RF MEASUREMENT SETUP (NFC)

FACE ON FRONT TEST PHOTO




FACE OFF FRONT TEST PHOTO




4) RADIATED RF MEASUREMENT SETUP (WPT)


FACE ON FRONT TEST PHOTO  
Test Case 3\_




FACE OFF FRONT TEST PHOTO  
Test Case 3



FACE ON FRONT TEST PHOTO  
Test Case 8





FACE OFF FRONT TEST PHOTO  
Test Case 8








5) RADIATED RF MEASUREMENT SETUP (UWB)



6) RADIATED RF MEASUREMENT SET-UP (Axis)



Open\_Z AXIS PHOTO



Half\_Folded\_X AXIS PHOTO



Half\_Folded\_Y AXIS PHOTO




Half\_Folded\_Z AXIS PHOTO



Full\_Folded\_X AXIS PHOTO



Full\_Folded Y AXIS PHOTO



Full\_Folded Z AXIS PHOTO



1) AC LINE CONDUCTED MEASUREMENT SETUP

AC LINE CONDUCTED FRONT TEST PHOTO



AC LINE CONDUCTED REAR TEST PHOTO



AC LINE CONDUCTED FRONT TEST PHOTO  
DIGITIZER



AC LINE CONDUCTED REAR TEST PHOTO  
DIGITIZER



**END OF TEST PHOTO**