



Folder Closed DUT and SAR Set-up Photos

Overall Dimensions



Folder Opened DUT and SAR Set-up Photos

Overall Dimensions



Folder Closed Front View of the DUT



Folder Closed Rear View of the DUT



Folder Opened Front View of the DUT



Folder Opened Rear View of the DUT




Folder Closed Setup Photos

Handset Vertical and Horizontal Reference Lines

Vertical
Center Line


Horizontal
Line

Earpiece




Folder Closed Head Exposure Conditions


Left Touch




Left Tilt (15°)



Right Touch




Right Tilt (15°)




Folder Closed Body-worn Accessory & Hotspot mode Exposure Conditions

Rear (10mm)




Front (10mm)



Folder Closed Hotspot Exposure Conditions

Top (10mm)



Bottom (10mm)



Left (10mm)



Right (10mm)



Folder Closed Product Specific 10-g Exposure Conditions

Rear (0mm)



Front (0mm)



Top (0mm)



Bottom (0mm)



Left (0mm)




Right (0mm)




Folder Opened Body 1-g Exposure Conditions


Rear (10mm)



Front (10mm)



Top (10mm)



Bottom (10mm)




Left (10mm)




Folder Opened Extremity 10-g Exposure Conditions

Rear (0mm)



Front (0mm)



Top (0mm)



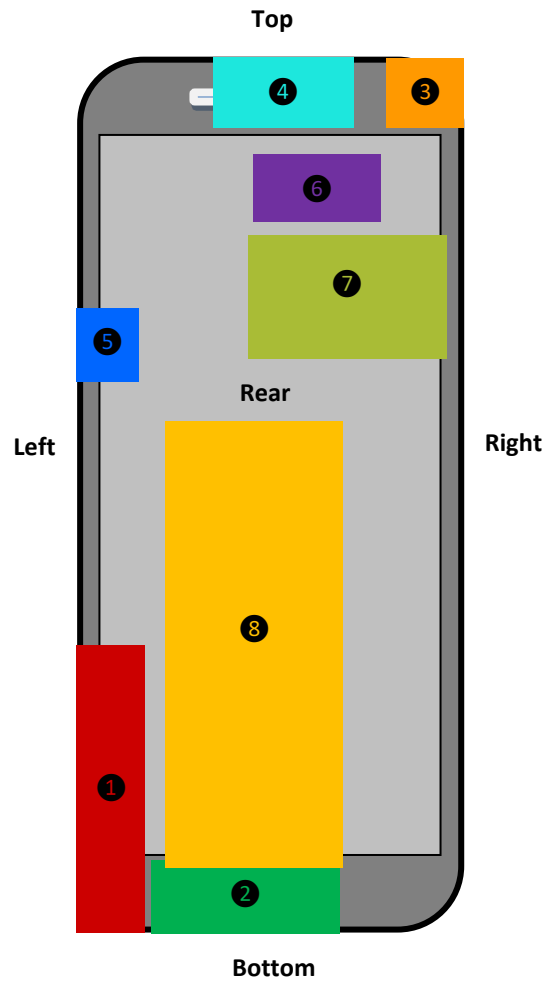
Bottom (0mm)





Folder Closed Antenna Dimensions & Separation Distances

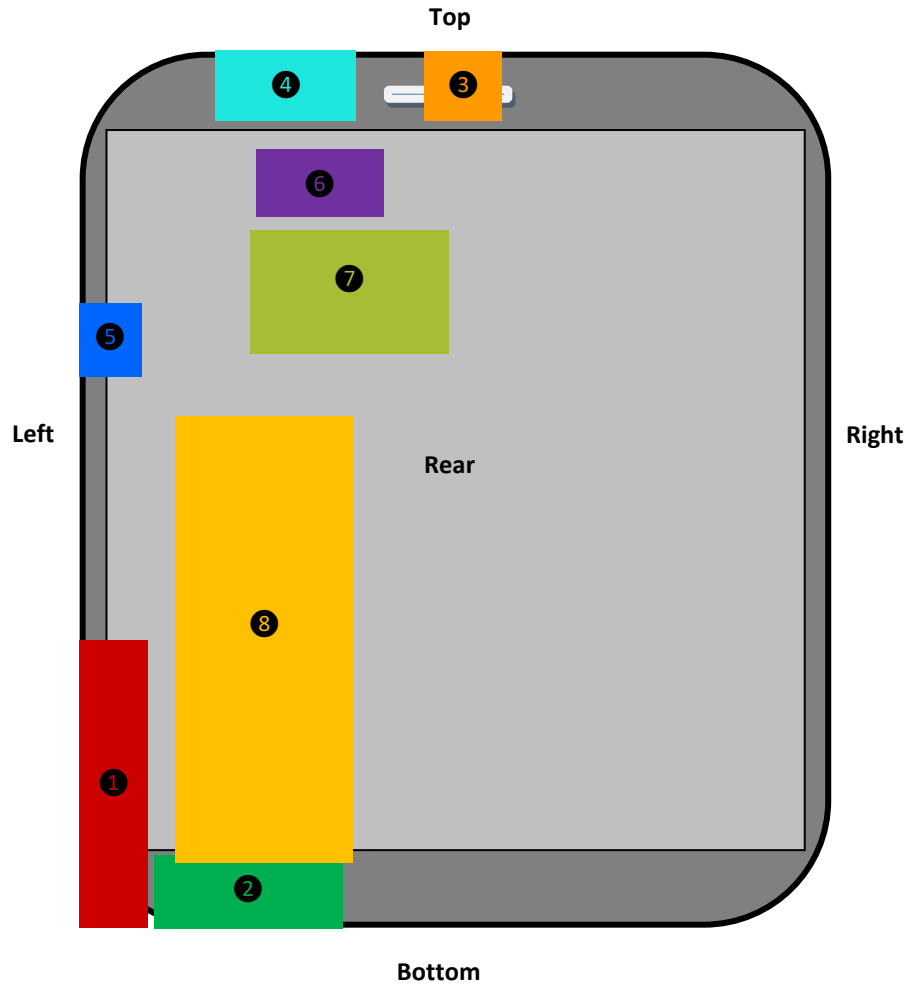
- ① Ant. A
- GSM 850
- WCDMA 5
- LTE B5,12,13,26
- NR n5
- ② Ant. B
- GSM 1900
- LTE B2,4,41,66
- NR 41, 66
- AFS(A+B) GSM 850/ WCDMA V/
LTE B5,12,13,26/ NR n5
- ③ Ant. F
- LTE Upper B41
- NR Upper n41
- ④ Ant. G
- WIFI#2 2.4GHz, BT#2
- ⑤ Ant. H
- WIFI1 2.4GHz,5GHz,6GHz, BT1
- ⑥ Ant. J
- WIFI2 5GHz, 6GHz
- ⑦ Ant UWB
- UWB1
- ⑧ NFC
-NFC



Antenna		Ant. A	Ant. B	Ant. F	Ant. G	Ant. H	Ant. J	UWB	NFC
Distance between Antenna to Edges of Device (mm)	Top	115.7	154.9	0	0	38	9.5	13	59.9
	Left	0	16.4	44.4	19.8	0	33	34	15.08
	Bottom	0	0	144.9	154.9	96.9	142	118	21.8
	Right	50.7	21.3	0	24.3	67.1	20	7	11.52

Folder Opened Antenna Dimensions & Separation Distances

- ① Ant. A
- GSM 850
- WCDMA 5
- LTE B5,12,13,26
- NR n5
- ② Ant. B
- GSM 1900
- LTE B2,4,41,66
- NR 41, 66
- AFS(A+B) GSM 850/ WCDMA V/
LTE B5,12,13,26/ NR n5
- ③ Ant. F
- LTE Upper B41
- NR Upper n41
- ④ Ant. G
- WIFI#2 2.4GHz, BT#2
- ⑤ Ant. H
- WIFI1 2.4GHz,5GHz,6GHz, BT1
- ⑥ Ant. J
- WIFI2 5GHz, 6GHz
- ⑦ Ant UWB
- UWB1
- ⑧ NFC
-NFC



Antenna		Ant. A	Ant. B	Ant. F	Ant. G	Ant. H	Ant. J	UWB	NFC
Distance between Antenna to Edges of Device (mm)	Top	115.7	154.9	0	0	38	9.5	13	59.9
	Left	0	16.4	44.4	19.8	0	33	34	15.08
	Bottom	0	0	144.9	154.9	96.9	142	118	21.8
	Right	113.5	84.1	65.1	87.1	129.9	82	70	74.32