

APPENDIX I: DUT ANTENNA DIAGRAM & SAR TEST SETUP PHOTOGRAPHS

FCC ID: A3LSMF731B	SAR EVALUATION REPORT	Approved by: Technical Manager
DUT Type: Portable Handset		APPENDIX I: Page 2 of 6

Note: Exact antenna dimensions and separation distances are shown in the Technical Descriptions in the FCC Filing.

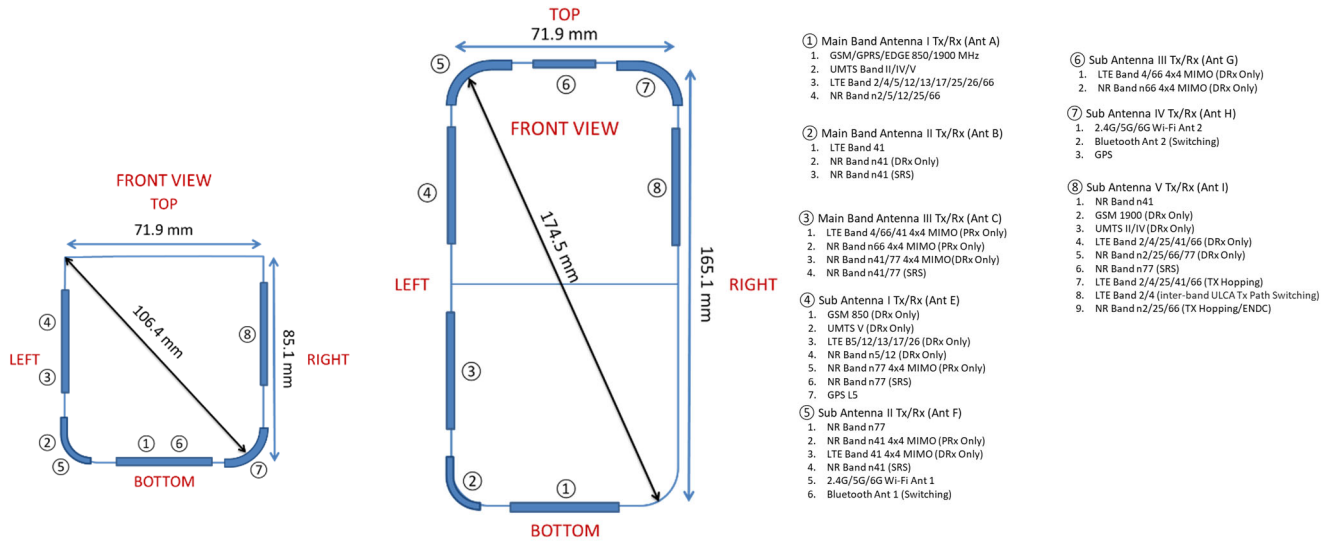


Figure I-1
DUT Antenna Locations

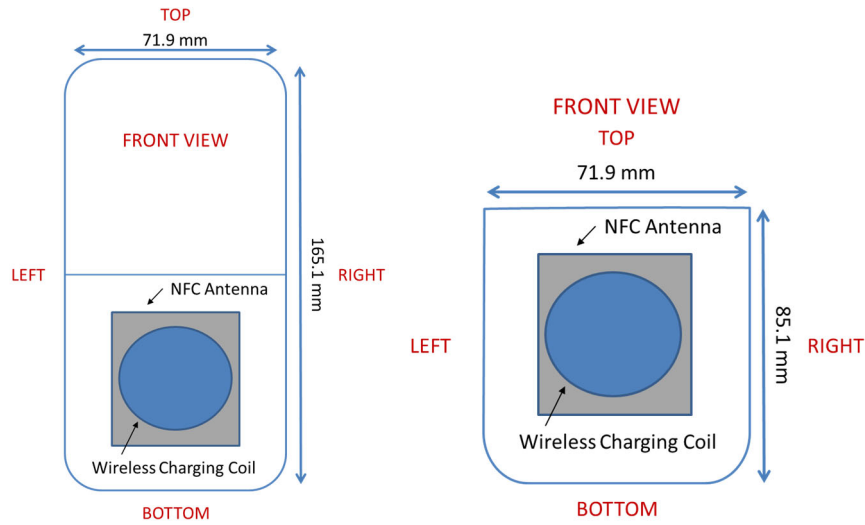




Figure I-2
NFC Antenna Locations

FCC ID: A3LSMF731B	SAR EVALUATION REPORT	Approved by: Technical Manager
DUT Type: Portable Handset		APPENDIX I: Page 3 of 6




SAR Test Setup Photo 1 – Head, Right Cheek at 0mm




SAR Test Setup Photo 2 – Head, Right Tilt at 0 mm

FCC ID: A3LSMF731B	SAR EVALUATION REPORT	Approved by: Technical Manager
DUT Type: Portable Handset		APPENDIX I: Page 4 of 6




SAR Test Setup Photo 3 – Head, Left Cheek at 0 mm



SAR Test Setup Photo 4 – Head, Left Tilt at 0 mm

FCC ID: A3LSMF731B	SAR EVALUATION REPORT	Approved by: Technical Manager
DUT Type: Portable Handset		APPENDIX I: Page 5 of 6



SAR Test Setup Photo 5 – Reference Lines

FCC ID: A3LSMF731B	SAR EVALUATION REPORT	Approved by: Technical Manager
DUT Type: Portable Handset		APPENDIX I: Page 6 of 6