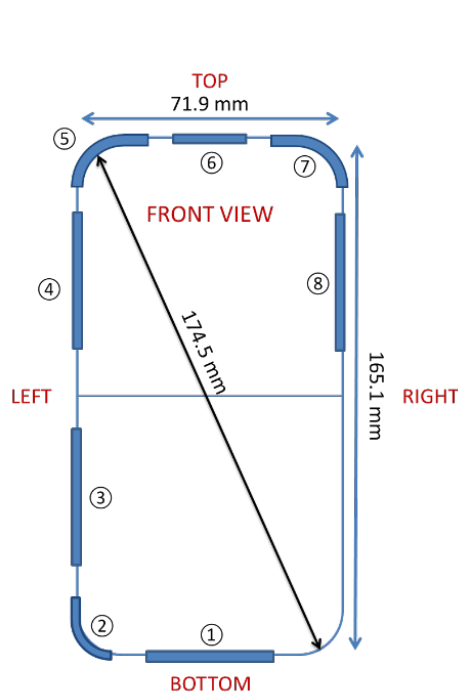


APPENDIX K: DUT ANTENNA DIAGRAM & SAR TEST SETUP PHOTOGRAPHS

FCC ID: A3LSMF731B	SAR EVALUATION REPORT	Approved by: Technical Manager
DUT Type: Portable Handset		APPENDIX K: Page 1 of 15

Note: Exact antenna dimensions and separation distances are shown in the Technical Descriptions in the FCC Filing.



- ① Main Band Antenna I Tx/Rx (Ant A)
 1. GSM/GPRS/EDGE 850/1900 MHz
 2. UMTS Band II/IV/V
 3. LTE Band 2/4/5/12/13/17/25/26/66
 4. NR Band n2/5/12/25/66
- ② Main Band Antenna II Tx/Rx (Ant B)
 1. LTE Band 41
 2. NR Band n41 (DRx Only)
 3. NR Band n41 (SRS)
- ③ Main Band Antenna III Tx/Rx (Ant C)
 1. LTE Band 4/66/41 4x4 MIMO (PRx Only)
 2. NR Band n66 4x4 MIMO (PRx Only)
 3. NR Band n41/77 4x4 MIMO (DRx Only)
 4. NR Band n41/77 (SRS)
- ④ Sub Antenna I Tx/Rx (Ant E)
 1. GSM 850 (DRx Only)
 2. UMTS V (DRx Only)
 3. LTE B5/12/13/17/26 (DRx Only)
 4. NR Band n5/12 (DRx Only)
 5. NR Band n77 4x4 MIMO (PRx Only)
 6. NR Band n77 (SRS)
 7. GPS LS
- ⑤ Sub Antenna II Tx/Rx (Ant F)
 1. NR Band n77
 2. NR Band n41 4x4 MIMO (PRx Only)
 3. LTE Band 41 4x4 MIMO (DRx Only)
 4. NR Band n41 (SRS)
 5. 2.4G/5G/6G Wi-Fi Ant 1
 6. Bluetooth Ant 1 (Switching)
- ⑥ Sub Antenna III Tx/Rx (Ant G)
 1. LTE Band 4/66 4x4 MIMO (DRx Only)
 2. NR Band n66 4x4 MIMO (DRx Only)
- ⑦ Sub Antenna IV Tx/Rx (Ant H)
 1. 2.4G/5G/6G Wi-Fi Ant 2
 2. Bluetooth Ant 2 (Switching)
 3. GPS
- ⑧ Sub Antenna V Tx/Rx (Ant I)
 1. NR Band n41
 2. GSM 1900 (DRx Only)
 3. UMTS II/IV (DRx Only)
 4. LTE Band 2/4/25/41/66 (DRx Only)
 5. NR Band n2/25/66/77 (DRx Only)
 6. NR Band n77 (SRS)
 7. LTE Band 2/4/25/41/66 (TX Hopping)
 8. LTE Band 2/4 (Inter-band ULCA ant switching)
 9. NR Band n2/25/66 (TX Hopping/ENDC)

Figure K-1
DUT Antenna Locations

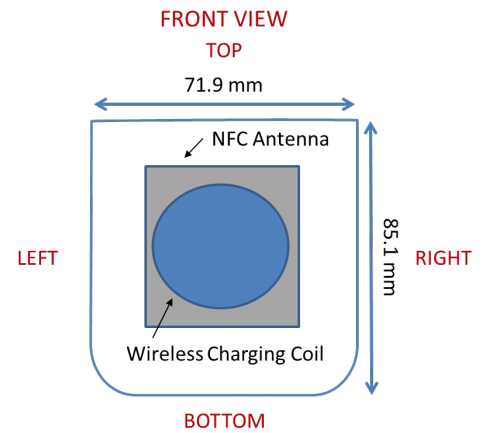
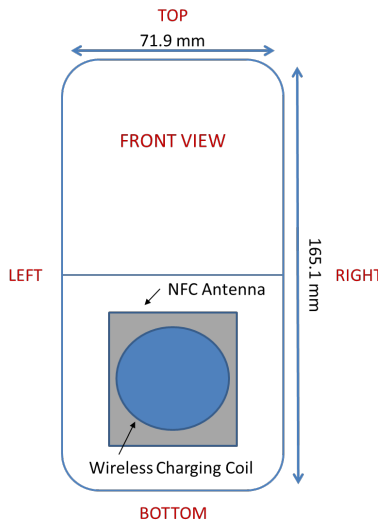
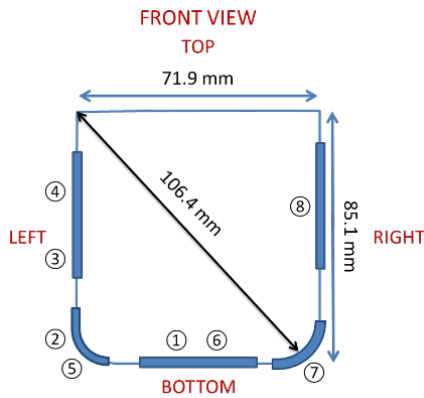




Figure K-2
NFC Antenna Locations

FCC ID: A3LSMF731B	SAR EVALUATION REPORT	Approved by: Technical Manager
DUT Type: Portable Handset		APPENDIX K: Page 2 of 15




SAR Test Setup Photo 1 – Head, Right Cheek at 0mm




SAR Test Setup Photo 2 – Head, Right Tilt at 0 mm

FCC ID: A3LSMF731B	SAR EVALUATION REPORT	Approved by: Technical Manager
DUT Type: Portable Handset		APPENDIX K: Page 3 of 15




SAR Test Setup Photo 3 – Head, Left Cheek at 0 mm



SAR Test Setup Photo 4 – Head, Left Tilt at 0 mm

FCC ID: A3LSMF731B	SAR EVALUATION REPORT	Approved by: Technical Manager
DUT Type: Portable Handset		APPENDIX K: Page 4 of 15



SAR Test Setup Photo 5 – Body-worn, Back Side at 15 mm




SAR Test Setup Photo 6 – Hotspot, Back Side at 10 mm

FCC ID: A3LSMF731B	SAR EVALUATION REPORT	Approved by: Technical Manager
DUT Type: Portable Handset		APPENDIX K: Page 5 of 15



SAR Test Setup Photo 7 – Phablet, Back Side at 0 mm



SAR Test Setup Photo 8 – Hotspot, Front Side at 10 mm

FCC ID: A3LSMF731B	SAR EVALUATION REPORT	Approved by: Technical Manager
DUT Type: Portable Handset		APPENDIX K: Page 6 of 15



SAR Test Setup Photo 9 – Phablet, Front Side at 0 mm



SAR Test Setup Photo 10 – Hotspot, Bottom Edge at 10 mm

FCC ID: A3LSMF731B	SAR EVALUATION REPORT	Approved by: Technical Manager
DUT Type: Portable Handset		APPENDIX K: Page 7 of 15



SAR Test Setup Photo 11 – Phablet, Bottom Edge at 0 mm




SAR Test Setup Photo 12 – Hotspot, Top Edge at 10 mm

FCC ID: A3LSMF731B	SAR EVALUATION REPORT	Approved by: Technical Manager
DUT Type: Portable Handset		APPENDIX K: Page 8 of 15



SAR Test Setup Photo 13 – Phablet, Top Edge at 0 mm




SAR Test Setup Photo 14 – Hotspot, Right Edge at 10 mm

FCC ID: A3LSMF731B	SAR EVALUATION REPORT	Approved by: Technical Manager
DUT Type: Portable Handset		APPENDIX K: Page 9 of 15



SAR Test Setup Photo 15 – Phablet, Right Edge at 0 mm



SAR Test Setup Photo 16 – Hotspot, Left Edge at 10 mm

FCC ID: A3LSMF731B	SAR EVALUATION REPORT	Approved by: Technical Manager
DUT Type: Portable Handset		APPENDIX K: Page 10 of 15



SAR Test Setup Photo 17 – Phablet, Left Edge at 0 mm



SAR Test Setup Photo 18 – Closed Body-worn, Back Side at 15 mm

FCC ID: A3LSMF731B	SAR EVALUATION REPORT	Approved by: Technical Manager
DUT Type: Portable Handset		APPENDIX K: Page 11 of 15



SAR Test Setup Photo 19 – Closed Hotspot, Back Side at 5 mm



SAR Test Setup Photo 20 – Closed Hotspot, Front Side at 5 mm

FCC ID: A3LSMF731B	SAR EVALUATION REPORT	Approved by: Technical Manager
DUT Type: Portable Handset		APPENDIX K: Page 12 of 15



SAR Test Setup Photo 21 – Closed Hotspot, Bottom Edge at 5 mm




SAR Test Setup Photo 22 – Closed Hotspot, Top Edge at 5 mm

FCC ID: A3LSMF731B	SAR EVALUATION REPORT	Approved by: Technical Manager
DUT Type: Portable Handset		APPENDIX K: Page 13 of 15




SAR Test Setup Photo 23 – Closed Hotspot, Right Edge at 5 mm



SAR Test Setup Photo 24 – Closed Hotspot, Left Edge at 5 mm

FCC ID: A3LSMF731B	SAR EVALUATION REPORT	Approved by: Technical Manager
DUT Type: Portable Handset		APPENDIX K: Page 14 of 15



SAR Test Setup Photo 25 – Reference Lines

FCC ID: A3LSMF731B	SAR EVALUATION REPORT	Approved by: Technical Manager
DUT Type: Portable Handset		APPENDIX K: Page 15 of 15