

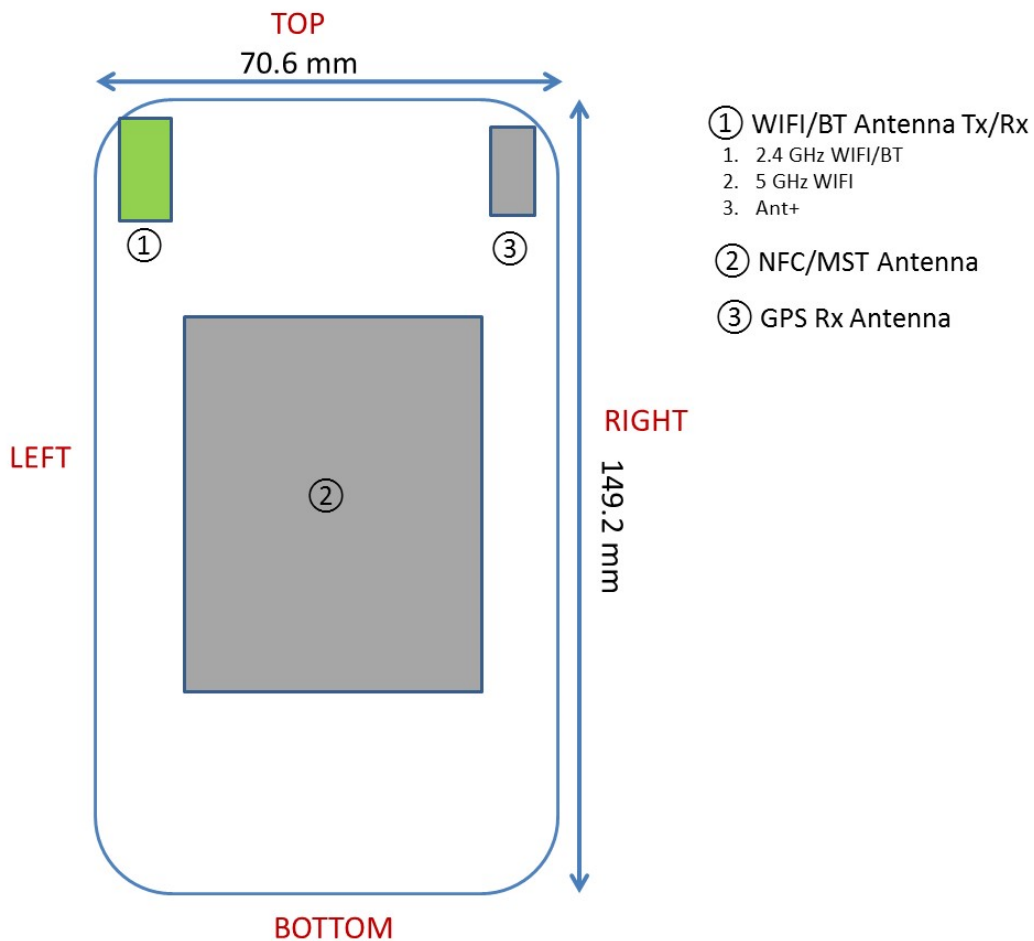




# APPENDIX F: DUT ANTENNA DIAGRAM & SAR TEST SETUP PHOTOGRAPHS


<b>FCC ID</b> A3LSMA530X		<b>SAR EVALUATION REPORT</b>		<b>Approved by:</b> Quality Manager
<b>Test Dates:</b> 11/13/17 – 11/20/17	<b>DUT Type:</b> Portable Handset	APPENDIX F: Page 1 of 5		

Note: Exact antenna dimensions and separation distances are shown in the Technical Descriptions in the FCC Filing.




**Figure F-1  
 DUT Antenna Locations**



<b>FCC ID</b> A3LSMA530X		<b>SAR EVALUATION REPORT</b>		<b>Approved by:</b> Quality Manager
<b>Test Dates:</b> 11/13/17 – 11/20/17	<b>DUT Type:</b> Portable Handset	APPENDIX F: Page 2 of 5		




**SAR Test Photo 1- Right Cheek**




**SAR Test Photo 2- Right Tilt**



<b>FCC ID</b> A3LSMA530X		<b>SAR EVALUATION REPORT</b>		<b>Approved by:</b> Quality Manager
<b>Test Dates:</b> 11/13/17 – 11/20/17	<b>DUT Type:</b> Portable Handset	<b>APPENDIX F:</b> Page 3 of 5		




**SAR Test Photo 3 – Left Cheek**

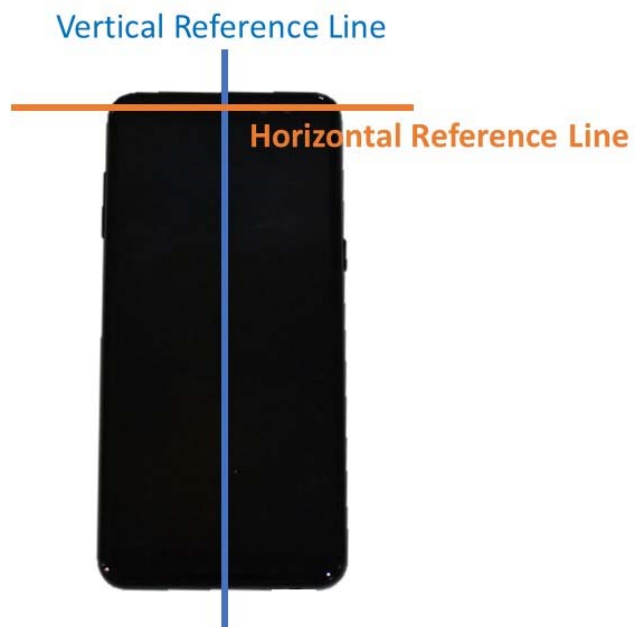


**SAR Test Photo 4 – Left Tilt**



<b>FCC ID</b> A3LSMA530X		<b>SAR EVALUATION REPORT</b>		<b>Approved by:</b> Quality Manager
<b>Test Dates:</b> 11/13/17 – 11/20/17	<b>DUT Type:</b> Portable Handset	<b>APPENDIX F:</b> Page 4 of 5		



SAR Test Photo 5- Back Side at 1.5 cm



SAR Test Photo 6 – Horizontal and Vertical Reference Lines

FCC ID A3LSMA530X	 <small>ENGINEERING LABORATORY, INC.</small>	SAR EVALUATION REPORT		Approved by: Quality Manager
Test Dates: 11/13/17 – 11/20/17	DUT Type: Portable Handset	APPENDIX F: Page 5 of 5		