




APPENDIX D: SAR TEST SETUP PHOTOGRAPHS



FCC ID: A3LSGHS730G		SAR EVALUATION REPORT		Reviewed by: Quality Manager
Test Dates: 06/04/12 - 06/05/12	DUT Type: Portable Handset			Page D1 of D4




SAR Test Setup Photo 1 – Right Touch




SAR Test Setup Photo 2 – Right Tilt



FCC ID: A3LSGHS730G		SAR EVALUATION REPORT		Reviewed by: Quality Manager
Test Dates: 06/04/12 - 06/05/12	DUT Type: Portable Handset			Page D2 of D4



SAR Test Setup Photo 3 – Left Touch





SAR Test Setup Photo 4 – Left Tilt

FCC ID: A3LSGHS730G		SAR EVALUATION REPORT		Reviewed by: Quality Manager
Test Dates: 06/04/12 - 06/05/12	DUT Type: Portable Handset			Page D3 of D4



SAR Test Setup Photo 5 – Body-Worn at 1.5 cm

Note: Headset Cable is connected to the device during body-worn SAR assessment, as seen above.

FCC ID: A3LSGHS730G		SAR EVALUATION REPORT		Reviewed by: Quality Manager
Test Dates: 06/04/12 - 06/05/12	DUT Type: Portable Handset			Page D4 of D4