




APPENDIX F: SAR TEST SETUP PHOTOGRAPHS



FCC ID A3LSCHP709		SAR EVALUATION REPORT		Reviewed by: Quality Manager
Test Dates: 06/20/13 - 07/18/13	DUT Type: Portable Handset			APPENDIX F: Page 1 of 7




SAR Test Setup Photo 1 – Right Cheek




SAR Test Setup Photo 2 – Right Tilt



FCC ID A3LSCHP709		SAR EVALUATION REPORT		Reviewed by: Quality Manager
Test Dates: 06/20/13 - 07/18/13	DUT Type: Portable Handset			APPENDIX F: Page 2 of 7



SAR Test Setup Photo 3 – Left Cheek




SAR Test Setup Photo 4 – Left Tilt



FCC ID A3LSCHP709		SAR EVALUATION REPORT		Reviewed by: Quality Manager
Test Dates: 06/20/13 - 07/18/13	DUT Type: Portable Handset			APPENDIX F: Page 3 of 7



SAR Test Setup Photo 5 – Back Side at 1.5 cm



SAR Test Setup Photo 6 – Back Side at 0.0 cm



FCC ID A3LSCHP709		SAR EVALUATION REPORT		Reviewed by: Quality Manager
Test Dates: 06/20/13 - 07/18/13	DUT Type: Portable Handset			APPENDIX F: Page 4 of 7



SAR Test Setup Photo 7 – Front Side at 0.0 cm



SAR Test Setup Photo 8 –Bottom Edge at 0.0 cm



FCC ID A3LSCHP709		SAR EVALUATION REPORT		Reviewed by: Quality Manager
Test Dates: 06/20/13 - 07/18/13	DUT Type: Portable Handset			APPENDIX F: Page 5 of 7




SAR Test Setup Photo 9 – Right Edge at 0.0 cm





SAR Test Setup Photo 10 – Left Edge at 0.0 cm

FCC ID A3LSCHP709		SAR EVALUATION REPORT		Reviewed by: Quality Manager
Test Dates: 06/20/13 - 07/18/13	DUT Type: Portable Handset			APPENDIX F: Page 6 of 7



SAR Test Setup Photo 11 – DUT Horizontal and Vertical Reference Lines

FCC ID A3LSCHP709		SAR EVALUATION REPORT		Reviewed by: Quality Manager
Test Dates: 06/20/13 - 07/18/13	DUT Type: Portable Handset			APPENDIX F: Page 7 of 7