

## 7. PARTS LIST

9.1 LOGIC BOARD

## SCH- 850 LOGIC B'D PART LST

REFERENCE	DESCRIPTION	SEC CODE
-	PBA MAIN- LOGIC PART;SCH- 8	GH92- 00762A
AU101	SMT- 801- 20A- BUZZER	NEW- ETC01
C101	C- CERAMIC,CHIP;10nF,10%,1	2203- 000254
C102	C- CERAMIC,CHIP;100nF,+80-	2203- 005061
C103	C- CERAMIC,CHIP;10nF,10%,1	2203- 000254
C104	C- CERAMIC,CHIP;100nF,+80-	2203- 005061
C105	C- CERAMIC,CHIP;10nF,10%,1	2203- 000254
C106	C- CERAMIC,CHIP;100nF,+80-	2203- 005061
C107	C- CERAMIC,CHIP;10nF,10%,1	2203- 000254
C108	C- CERAMIC,CHIP;10nF,10%,1	2203- 000254
C109	C- CERAMIC,CHIP;100pF,5%,5	2203- 000233
C110	C- CERAMIC,CHIP;47nF,10%,1	2203- 001432
C112	C- CERAMIC,CHIP;33nF,10%,1	2203- 001416
C113	C- CERAMIC,CHIP;100nF,+80-	2203- 005061
C116	C- CERAMIC,CHIP;100pF,5%,5	2203- 000233
C117	C- CERAMIC,CHIP;100pF,5%,5	2203- 000233
C118	C- CERAMIC,CHIP;100pF,5%,5	2203- 000233
C119	C- CERAMIC,CHIP;100nF,+80-	2203- 005061
C120	C- CERAMIC,CHIP;10nF,10%,1	2203- 000254
C121	C- CERAMIC,CHIP;470pF,10%,	2203- 000940
C122	C- CERAMIC,CHIP;470pF,10%,	2203- 000940
C123	C- CERAMIC,CHIP;8.2nF,10%,	2203- 001210
C124	C- CERAMIC,CHIP;8.2nF,10%,	2203- 001210
C125	C- CERAMIC,CHIP;8.2nF,10%,	2203- 001210
C126	C- CERAMIC,CHIP;8.2nF,10%,	2203- 001210
C128	C- CERAMIC,CHIP;10nF,10%,1	2203- 000254
C129	C- CERAMIC,CHIP;470pF,10%,	2203- 000940
C131	C- TA,CHIP;1uF,20%,10V,GP,	2404- 001017
C132	C- CERAMIC,CHIP;100nF,+80-	2203- 005061
C133	C- CERAMIC,CHIP;10nF,10%,1	2203- 000254
C143	C- CERAMIC,CHIP;27pF,5%,50	2203- 000679
C144	C- CERAMIC,CHIP;27pF,5%,50	2203- 000679
C150	C- TA,CHIP;33uF,20%,10V,-,	2404- 000309
C151	C- CERAMIC,CHIP;1nF,10%,50	2203- 000438
C153	C- TA,CHIP;2.2uF,20%,16V,-	2404- 000167
C154	C- CERAMIC,CHIP;10nF,10%,1	2203- 000254
C155	C- CERAMIC,CHIP;100nF,+80-	2203- 005061
C156	C- CERAMIC,CHIP;1000NF,+80	2203- 000476
C157	C- CERAMIC,CHIP;4700NF,+80	2203- 001724
C158	C- CERAMIC,CHIP;10nF,10%,1	2203- 000254
C159	C- CERAMIC,CHIP;1000NF,+80	2203- 000476
C160	C- CERAMIC,CHIP;4700NF,+80	2203- 001724
C161	C- CERAMIC,CHIP;4700NF,+80	2203- 001724
C162	C- TA,CHIP;4.7uF,20%,10V,-	2404- 000232
C166	C- CERAMIC,CHIP;10nF,10%,1	2203- 000254
C167	C- CERAMIC,CHIP;10nF,10%,1	2203- 000254
C168	C- CERAMIC,CHIP;1000NF,+80	2203- 000476
C170	C- CERAMIC,CHIP;1nF,10%,50	2203- 000438
C171	C- CERAMIC,CHIP;1nF,10%,50	2203- 000438
C172	C- CERAMIC,CHIP;1nF,10%,50	2203- 000438
C173	C- CERAMIC,CHIP;1nF,10%,50	2203- 000438
C174	C- CERAMIC,CHIP;1nF,10%,50	2203- 000438
C175	C- CERAMIC,CHIP;1nF,10%,50	2203- 000438

C176	C- CERAMIC,CHIP;1nF,10%,50	2203-000438
C177	C- CERAMIC,CHIP;1nF,10%,50	2203-000438
C178	C- CERAMIC,CHIP;1nF,10%,50	2203-000438
C179	C- CERAMIC,CHIP;15pF,5%,50	2203-000386
C180	C- CERAMIC,CHIP;1nF,10%,50	2203-000438
C184	C- CERAMIC,CHIP;560pF,10%,	2203-002525
C185	C- CERAMIC,CHIP;560pF,10%,	2203-002525
C186	C- CERAMIC,CHIP;560pF,10%,	2203-002525
C187	C- CERAMIC,CHIP;560pF,10%,	2203-002525
C201	C- CERAMIC,CHIP;100pF,5%,5	2203-000233
C203	C- CERAMIC,CHIP;10nF,10%,1	2203-000254
C204	C- CERAMIC,CHIP;1nF,10%,50	2203-000438
C205	C- CERAMIC,CHIP;10nF,10%,1	2203-000254
C206	C- CERAMIC,CHIP;1nF,10%,50	2203-000438
C208	C- CERAMIC,CHIP;220nF,+80-	2203-005493
C209	C- CERAMIC,CHIP;10nF,10%,1	2203-000254
C210	C- CERAMIC,CHIP;1nF,10%,50	2203-000438
C211	C- CERAMIC,CHIP;10nF,10%,1	2203-000254
C212	C- CERAMIC,CHIP;1nF,10%,50	2203-000438
C213	C- CERAMIC,CHIP;10nF,10%,1	2203-000254
C214	C- CERAMIC,CHIP;1nF,10%,50	2203-000438
C215	C- CERAMIC,CHIP;10nF,10%,1	2203-000254
C216	C- CERAMIC,CHIP;1nF,10%,50	2203-000438
C217	C- CERAMIC,CHIP;10nF,10%,1	2203-000254
C218	C- CERAMIC,CHIP;1nF,10%,50	2203-000438
C219	C- CERAMIC,CHIP;10nF,10%,1	2203-000254
C220	C- CERAMIC,CHIP;1nF,10%,50	2203-000438
C222	C- CERAMIC,CHIP;1nF,10%,50	2203-000438
C223	C- CERAMIC,CHIP;10nF,10%,1	2203-000254
C224	C- CERAMIC,CHIP;1nF,10%,50	2203-000438
C226	C- CERAMIC,CHIP;1nF,10%,50	2203-000438
C227	C- CERAMIC,CHIP;1nF,10%,50	2203-000438
C228	C- CERAMIC,CHIP;4.7nF,5%,5	2203-000885
C229	C- CERAMIC,CHIP;4.7nF,5%,5	2203-000885
C230	C- CERAMIC,CHIP;220nF,+80-	2203-005493
C231	C- CERAMIC,CHIP;22pF,5%,50	2203-000628
C232	C- CERAMIC,CHIP;22pF,5%,50	2203-000628
C233	C- CERAMIC,CHIP;1nF,10%,50	2203-000438
C234	C- CERAMIC,CHIP;10nF,10%,1	2203-000254
C235	C- CERAMIC,CHIP;1nF,10%,50	2203-000438
C236	C- CERAMIC,CHIP;2.2nF,10%,	2203-000489
C237	C- CERAMIC,CHIP;1nF,10%,50	2203-000438
C238	C- CERAMIC,CHIP;1nF,10%,50	2203-000438
C239	C- CERAMIC,CHIP;1nF,10%,50	2203-000438
C240	C- CERAMIC,CHIP;100pF,5%,5	2203-000233
C241	C- TA,CHIP;2.2uF,20%,6.3V,	2404-001088
C242	C- CERAMIC,CHIP;6pF,0.5pF,	2203-001178
C243	C- CERAMIC,CHIP;390pF,10%,	2203-000836
C244	C- CERAMIC,CHIP;100pF,5%,5	2203-000233
C245	C- CERAMIC,CHIP;100nF,+80-	2203-005061
C246	C- CERAMIC,CHIP;100nF,+80-	2203-005061
C247	C- CERAMIC,CHIP;100pF,5%,5	2203-000233
C248	C- CERAMIC,CHIP;47nF,10%,1	2203-001432
C249	C- CERAMIC,CHIP;33nF,10%,1	2203-001416
C251	C- CERAMIC,CHIP;100nF,+80-	2203-005061
C252	C- TA,CHIP;2.2uF,20%,6.3V,	2404-001088

C253	C- CERAMIC,CHIP;10nF,10%,1	2203-000254
C254	C- CERAMIC,CHIP;100nF,+80-	2203-005061
C255	C- CERAMIC,CHIP;680pF,10%,	2203-001124
C256	C- CERAMIC,CHIP;100nF,+80-	2203-005061
C257	C- TA,CHIP;33uF,20%,6.3V,G	2404-001032
C258	C- CERAMIC,CHIP;100nF,+80-	2203-000189
C259	C- CERAMIC,CHIP;100nF,+80-	2203-005061
C260	C- CERAMIC,CHIP;22nF,20%,2	2203-001405
C263	C- CERAMIC,CHIP;10nF,10%,1	2203-000254
C264	C- TA,CHIP;2.2uF,20%,6.3V,	2404-001088
C265	C- CERAMIC,CHIP;1nF,10%,50	2203-000438
C266	C- CERAMIC,CHIP;100nF,+80-	2203-005061
C267	C- CERAMIC,CHIP;100nF,+80-	2203-005061
C269	C- CERAMIC,CHIP;100nF,+80-	2203-005061
C273	C- CERAMIC,CHIP;100nF,+80-	2203-005061
C274	R- CHIP;0ohm,5%,1/16W,DA,T	2007-000171
C282	C- CERAMIC,CHIP;15pF,5%,50	2203-000386
C283	C- CERAMIC,CHIP;15pF,5%,50	2203-000386
C284	C- CERAMIC,CHIP;15pF,5%,50	2203-000386
C285	C- CERAMIC,CHIP;15pF,5%,50	2203-000386
C286	C- CERAMIC,CHIP;15pF,5%,50	2203-000386
C287	C- CERAMIC,CHIP;15pF,5%,50	2203-000386
C288	C- CERAMIC,CHIP;15pF,5%,50	2203-000386
C289	C- CERAMIC,CHIP;15pF,5%,50	2203-000386
C290	C- CERAMIC,CHIP;15pF,5%,50	2203-000386
C291	C- CERAMIC,CHIP;15pF,5%,50	2203-000386
C292	C- CERAMIC,CHIP;15pF,5%,50	2203-000386
C293	C- CERAMIC,CHIP;15pF,5%,50	2203-000386
C294	C- CERAMIC,CHIP;15pF,5%,50	2203-000386
C295	C- CERAMIC,CHIP;15pF,5%,50	2203-000386
C298	C- CERAMIC,CHIP;10nF,10%,1	2203-000254
C299	C- CERAMIC,CHIP;1nF,10%,50	2203-000438
C300	C- CERAMIC,CHIP;10nF,10%,1	2203-000254
CN400	CONNECTOR- FPC/FC/PIC;22P,	3708-001295
CN401	AXK6S40535	NEW- COND1
D101	LED;CHIP,RED,2.0x1.6mm,66	0601-000355
D102	DIODE- TVS;SMS05C,6V,300W,	0406-001051
D103	DIODE- TVS;SMS05C,6V,300W,	0406-001051
D110	DIODE- ARRAY;DAN202U,80V,1	0407-000115
D201	DIODE- PIN;BAR63-02W,50V,1	0409-001016
D202	DIODE- VARACTOR;1SV279,15V	0405-001035
D203	DIODE- VARACTOR;1SV279,15V	0405-001035
D204	DIODE- VARACTOR;1SV279,15V	0405-001035
D205	DIODE- VARACTOR;1SV279,15V	0405-001035
J200	JACK- AC POWER;2P,2.6PI,AU	3722-001172
J401	CONNECTOR- SOCKET;18P,1R,0	3710-001429
L201	CORE- FERRITE;AB,1.6x0.8x0	3301-001105
L202	CORE- FERRITE;AB,1.6x0.8x0	3301-001105
L203	INDUCTOR- SMD;1uH,10%,0.8x	2703-000300
L204	INDUCTOR- SMD;1uH,10%,0.8x	2703-000300
L205	INDUCTOR- SMD;180nH,10%,0.	2703-000143
L206	INDUCTOR- SMD;22nH,5%,1.8x	2703-001731
L207	INDUCTOR- SMD;180nH,10%,0.	2703-000143
L208	INDUCTOR- SMD;27nH,5%,1.8x	2703-001512
L209	CORE- FERRITE;AB,1.6x0.8x0	3301-001105
L210	CORE- FERRITE;AB,1.6x0.8x0	3301-001105

L211	INDUCTOR- SMD;1uH,10%,0.8x	2703-000300
LED100	LED;CHP, VGRN,0.8x1.2mm,	0601-000273
LED101	LED;CHP, VGRN,0.8x1.2mm,	0601-000273
LED102	LED;CHP, VGRN,0.8x1.2mm,	0601-000273
LED103	LED;CHP, VGRN,0.8x1.2mm,	0601-000273
LED104	LED;CHP, VGRN,0.8x1.2mm,	0601-000273
LED105	LED;CHP, VGRN,0.8x1.2mm,	0601-000273
LED106	LED;CHP, VGRN,0.8x1.2mm,	0601-000273
LED107	LED;CHP, VGRN,0.8x1.2mm,	0601-000273
OSC101	RESONATOR- CERAMIC;27MHZ,0	2802-001104
OSC102	CRYSTAL- SMD; 032768MHZ,30	2801-003747
Q101	TR- DIGITAL;RN1104,NPN,100	0504-000168
Q102	UMI2222A	NEW-TR002
Q103	TR- SMALL SIGNAL;2SC4081,N	0501-000218
Q104	TR- SMALL SIGNAL;2SA1576,P	0501-000162
Q110	TR- DIGITAL;RN2104,PNP,100	0504-000172
Q111	UMI2222A	NEW-TR002
Q150	TR- DIGITAL;RN1102,NPN,100	0504-000167
Q151	TR- SMALL SIGNAL;2SC4081,N	0501-000218
Q152	TR- DIGITAL;RN1104,NPN,100	0504-000168
Q153	TR- DIGITAL;RN2104,PNP,100	0504-000172
R101	R- CHP;120ohm,5%,1/16W,DA	2007-001305
R102	R- CHP;22Kohm,1%,1/16W,DA	2007-007311
R103	R- CHP;1Kohm,1%,1/16W,DA	2007-007318
R104	R- CHP;200HM,5%,1/16W,DA	2007-003010
R105	R- CHP;200HM,5%,1/16W,DA	2007-003010
R106	R- CHP;3.3Kohm,5%,1/16W,D	2007-001325
R107	R- CHP;22Kohm,5%,1/16W,DA	2007-000153
R109	R- CHP;100ohm,5%,1/16W,DA	2007-000138
R110	R- CHP;4.7Kohm,5%,1/16W,D	2007-000143
R112	R- CHP;10Kohm,5%,1/16W,DA	2007-000148
R113	R- CHP;22Kohm,5%,1/16W,DA	2007-000153
R114	R- CHP;470ohm,5%,1/16W,DA	2007-000932
R115	R- CHP;10Kohm,5%,1/16W,DA	2007-000148
R116	R- CHP;0ohm,5%,1/16W,DA,T	2007-000171
R117	R- CHP;47Kohm,5%,1/16W,DA	2007-000157
R118	R- CHP;47Kohm,5%,1/16W,DA	2007-000157
R119	R- CHP;0ohm,5%,1/16W,DA,T	2007-000171
R120	R- CHP;10Kohm,5%,1/16W,DA	2007-000148
R122	R- CHP;100ohm,5%,1/16W,DA	2007-000138
R123	R- CHP;22Kohm,5%,1/16W,DA	2007-000153
R124	R- CHP;100ohm,5%,1/16W,DA	2007-000138
R125	R- CHP;100ohm,5%,1/16W,DA	2007-000138
R126	R- CHP;4.7Kohm,5%,1/16W,D	2007-000143
R127	R- CHP;10Kohm,1%,1/16W,DA	2007-007142
R128	R- CHP;100ohm,5%,1/16W,DA	2007-000138
R129	R- CHP;100ohm,5%,1/16W,DA	2007-000138
R131	R- CHP;100ohm,5%,1/16W,DA	2007-000138
R132	R- CHP;100ohm,5%,1/16W,DA	2007-000138
R133	R- CHP;20Kohm,5%,1/16W,DA	2007-000152
R134	R- CHP;20Kohm,5%,1/16W,DA	2007-000152
R135	R- CHP;20Kohm,5%,1/16W,DA	2007-000152
R136	R- CHP;20Kohm,5%,1/16W,DA	2007-000152
R138	R- CHP;10Kohm,5%,1/16W,DA	2007-000148
R140	R- CHP;0ohm,5%,1/16W,DA,T	2007-000171
R141	R- CHP;0ohm,5%,1/16W,DA,T	2007-000171

R142	R- CHP;8.2Kohm,5%,1/16W,D	2007-000147
R143	R- CHP;1.1KOHM,5%,1/16W,D	2007-007092
R144	R- CHP;0ohm,5%,1/16W,DA,T	2007-000171
R145	R- CHP;22Kohm,5%,1/16W,DA	2007-000153
R147	R- CHP;15Kohm,5%,1/16W,DA	2007-000151
R148	R- CHP;1Kohm,5%,1/16W,DA	2007-000140
R149	R- CHP;100ohm,5%,1/16W,DA	2007-000138
R150	R- CHP;56Kohm,5%,1/16W,DA	2007-000159
R151	R- CHP;100Kohm,5%,1/16W,D	2007-000162
R152	R- CHP;2.2Kohm,5%,1/16W,D	2007-000141
R153	R- CHP;2.2Kohm,5%,1/16W,D	2007-000141
R154	R- CHP;100Kohm,5%,1/16W,D	2007-000162
R155	R- CHP;100Kohm,5%,1/16W,D	2007-000162
R156	R- CHP;100Kohm,5%,1/16W,D	2007-000162
R157	R- CHP;200Kohm,5%,1/16W,D	2007-000165
R158	R- CHP;56Kohm,5%,1/16W,DA	2007-000159
R159	R- CHP;2.2Kohm,5%,1/16W,D	2007-000141
R160	R- CHP;100Kohm,5%,1/16W,D	2007-000162
R161	R- CHP;330Kohm,5%,1/16W,D	2007-000758
R162	R- CHP;100Kohm,5%,1/16W,D	2007-000162
R164	R- CHP;22Kohm,5%,1/16W,DA	2007-000153
R165	R- CHP;10Kohm,5%,1/16W,DA	2007-000148
R166	R- CHP;330ohm,5%,1/16W,DA	2007-001313
R168	R- CHP;0ohm,5%,1/16W,DA,T	2007-000171
R169	R- CHP;1Kohm,5%,1/16W,DA	2007-000140
R170	R- CHP;100Kohm,5%,1/16W,D	2007-000162
R172	R- CHP;0ohm,5%,1/16W,DA,T	2007-000171
R173	R- CHP;22Kohm,5%,1/16W,DA	2007-000153
R174	R- CHP;22Kohm,5%,1/16W,DA	2007-000153
R175	R- CHP;22Kohm,5%,1/16W,DA	2007-000153
R176	R- CHP;22Kohm,5%,1/16W,DA	2007-000153
R179	R- CHP;22Kohm,5%,1/16W,DA	2007-000153
R180	R- CHP;1Kohm,5%,1/16W,DA	2007-000140
R181	R- CHP;56Kohm,5%,1/16W,DA	2007-000159
R182	R- CHP;56Kohm,5%,1/16W,DA	2007-000159
R183	R- CHP;100Kohm,5%,1/16W,D	2007-000162
R184	R- CHP;100Kohm,5%,1/16W,D	2007-000162
R186	R- CHP;56Kohm,5%,1/16W,DA	2007-000159
R187	R- CHP;10Kohm,1%,1/16W,DA	2007-007142
R190	R- CHP;2.2Kohm,5%,1/16W,D	2007-000141
R191	R- CHP;10Kohm,1%,1/16W,DA	2007-007142
R192	R- CHP;2.2Kohm,5%,1/16W,D	2007-000141
R193	R- CHP;10Kohm,1%,1/16W,DA	2007-007142
R194	R- CHP;10Kohm,1%,1/16W,DA	2007-007142
R201	R- CHP;22Kohm,1%,1/16W,DA	2007-007311
R202	R- CHP;75KOHM,5%,1/16W,DA	2007-007021
R205	R- CHP;8.2Kohm,5%,1/16W,D	2007-000147
R206	R- CHP;4.7Kohm,5%,1/16W,D	2007-000143
R207	R- CHP;4.7Kohm,5%,1/16W,D	2007-000143
R208	R- CHP;1.8Kohm,1%,1/16W,D	2007-007588
R210	R- CHP;10Kohm,5%,1/16W,DA	2007-000148
R211	R- CHP;0ohm,5%,1/16W,DA,T	2007-000171
R213	R- CHP;10Kohm,5%,1/16W,DA	2007-000148
R214	R- CHP;10Kohm,1%,1/16W,DA	2007-007142
R215	R- CHP;10Kohm,5%,1/16W,DA	2007-000148
R216	R- CHP;10Kohm,5%,1/16W,DA	2007-000148

R217	R- CHIP;10Kohm,1%,1/16W,DA	2007-007142
R218	R- CHIP;430ohm,5%,1/16W,DA	2007-003019
R219	R- CHIP;1.8Kohm,5%,1/16W,D	2007-001320
R220	R- CHIP;10Kohm,5%,1/16W,DA	2007-000148
R221	R- CHIP;1.2Kohm,5%,1/16W,D	2007-001319
R222	R- CHIP;10Kohm,1%,1/16W,DA	2007-007142
R223	R- CHIP;12Kohm,1%,1/16W,DA	2007-007309
R224	R- CHIP;11.3Kohm,1%,1/16W,	2007-007491
R225	R- CHIP;30Kohm,5%,1/16W,DA	2007-000156
R226	R- CHIP;10Kohm,5%,1/16W,DA	2007-000148
R227	R- CHIP;1.2Kohm,1%,1/16W,D	2007-007137
R230	R- CHIP;10ohm,5%,1/16W,DA,	2007-000172
R231	R- CHIP;10ohm,5%,1/16W,DA,	2007-000172
R249	R- CHIP;10Kohm,5%,1/16W,DA	2007-000148
R250	R- CHIP;10Kohm,5%,1/16W,DA	2007-000148
R251	R- CHIP;4.7Kohm,5%,1/16W,D	2007-000143
R252	R- CHIP;1Kohm,5%,1/16W,DA,	2007-000140
R253	R- CHIP;150Kohm,5%,1/16W,D	2007-000164
R254	R- CHIP;20Kohm,5%,1/16W,DA	2007-000152
R255	R- CHIP;10Kohm,5%,1/16W,DA	2007-000148
R256	R- CHIP;120Kohm,5%,1/16W,D	2007-000163
R257	R- CHIP;24Kohm,5%,1/16W,DA	2007-000154
R258	R- CHIP;200HM,5%,1/16W,DA,	2007-003010
R259	R- CHIP;2Kohm,5%,1/16W,DA,	2007-000137
R260	R- CHIP;0ohm,5%,1/16W,DA,T	2007-000171
R261	R- CHIP;1Kohm,5%,1/16W,DA,	2007-000140
SW101	3210	NEW-TR001
TH201	THERMISTOR- NIC;10Kohm,5%,	1404-001040
U101	IC- TRANSCEIVER;MSMB000,PB	1205-001670
U103	MB84VD2119XA-85	NEW-IC005
U104	TC74LCX08FT	NEW-IC006
U105	IC-EEPROM;24C128,16Kx8BIT	1103-001090
U150	FET-SILICON;- ,P,- 12V,+ 2.	0505-001037
U151	FDC6329L	NEW-IC001
U153	IC- VOLTAGE REGULATOR;2988	1203-001767
U154	IC7082AM5-30	NEW-IC004
U155	IC7082AM5-30	NEW-IC004
U156	FDC6329L	NEW-IC001
U157	FDC6329L	NEW-IC001
U158	IC- CMOS LOGIC;7S04FU,INVE	0801-002345
U159	IC7082AM5-30	NEW-IC004
U160	FDC6329L	NEW-IC001
U201	FR3000- BCC48	NEW-IC002
U202	FT3000- BCC48	NEW-IC003
U203	IC- CMOS LOGIC;7S08, AND GA	0801-000794
U250	IC- ENCODER/DECODER;ST5092	1204-001375
U251	IC- VOLTAGE COMP.;75W56,SS	1202-001022
U404	R- CHIP;100ohm,5%,1/16W,DA	2007-000138

## SCH- 850 RF B'D PART LST

REFERENCE	DESCRIPTION	SEC CODE
-	PBA MAIN- RF PART;SCH- 8500	GH92- 00763A
C301	0.7pF	NEW- CAP01
C311	C- CERAMIC,CHIP;33nF,10%,1	2203- 001416
C312	C- CERAMIC,CHIP;100pF,5%,5	2203- 000233
C313	C- CERAMIC,CHIP;4pF,0.25pF	2203- 001017
C314	C- CERAMIC,CHIP;10nF,10%,1	2203- 000254
C315	C- CERAMIC,CHIP;10nF,10%,1	2203- 000254
C316	C- CERAMIC,CHIP;100pF,5%,5	2203- 000233
C317	C- CERAMIC,CHIP;1nF,10%,50	2203- 000438
C318	C- CERAMIC,CHIP;12pF,5%,50	2203- 000330
C320	C- CERAMIC,CHIP;33nF,10%,1	2203- 001416
C321	C- CERAMIC,CHIP;3pF,0.1pF,	2203- 005444
C322	C- CERAMIC,CHIP;1nF,10%,50	2203- 000438
C323	C- CERAMIC,CHIP;39pF,5%,50	2203- 000854
C327	C- TA,CHIP;4.7uF,20%,6.3V,	2404- 001086
C328	C- CERAMIC,CHIP;5pF,0.1pF,	2203- 005393
C334	C- CERAMIC,CHIP;33nF,10%,1	2203- 001416
C335	C- CERAMIC,CHIP;1nF,10%,50	2203- 000438
C336	C- CERAMIC,CHIP;1nF,10%,50	2203- 000438
C337	C- CERAMIC,CHIP;1pF,0.25pF	2203- 000466
C338	C- CERAMIC,CHIP;10nF,10%,1	2203- 000254
C339	C- CERAMIC,CHIP;10nF,10%,1	2203- 000254
C340	C- CERAMIC,CHIP;5pF,0.25pF	2203- 001437
C341	C- CERAMIC,CHIP;10pF,0.5pF	2203- 000278
C348	C- CERAMIC,CHIP;18pF,5%,50	2203- 000425
C349	C- CERAMIC,CHIP;10nF,10%,1	2203- 000254
C350	C- CERAMIC,CHIP;10nF,10%,1	2203- 000254
C351	C- CERAMIC,CHIP;10nF,10%,1	2203- 000254
C352	C- CERAMIC,CHIP;100nF,+80-	2203- 005061
C353	C- CERAMIC,CHIP;10nF,10%,1	2203- 000254
C355	C- CERAMIC,CHIP;10nF,10%,1	2203- 000254
C356	C- CERAMIC,CHIP;100nF,+80-	2203- 005061
C357	C- TA,CHIP;10uF,20%,6.3V,G	2404- 001064
C358	C- TA,CHIP;10uF,20%,6.3V,G	2404- 001064
C361	C- CERAMIC,CHIP;1nF,10%,50	2203- 000438
C362	C- CERAMIC,CHIP;2pF,0.25pF	2203- 000696
C363	C- CERAMIC,CHIP;100nF,+80-	2203- 005061
C366	C- TA,CHIP;10uF,20%,6.3V,G	2404- 001064
C367	C- TA,CHIP;1uF,20%,10V,GP,	2404- 001017
C368	C- CERAMIC,CHIP;100nF,+80-	2203- 005061
C369	C- CERAMIC,CHIP;100pF,5%,5	2203- 000233
C370	C- CERAMIC,CHIP;100pF,5%,5	2203- 000233
C371	C- CERAMIC,CHIP;1nF,10%,50	2203- 000438
C372	C- CERAMIC,CHIP;100pF,5%,5	2203- 000233
C373	C- CERAMIC,CHIP;100pF,5%,5	2203- 000233
C374	C- CERAMIC,CHIP;100pF,5%,5	2203- 000233
C375	C- TA,CHIP;10uF,20%,6.3V,G	2404- 001064
C376	C- TA,CHIP;10uF,20%,6.3V,G	2404- 001064
C377	C- CERAMIC,CHIP;220pF,10%,	2203- 000585
C401	51pF	NEW- CAP02
C402	C- CERAMIC,CHIP;10nF,10%,1	2203- 000254
C404	C- CERAMIC,CHIP;1.5pF,0.1p	2203- 005281
C405	C- CERAMIC,CHIP;1nF,10%,50	2203- 000438

C409	51pF	NEW- CAP02
C412	51pF	NEW- CAP02
C416	C- CERAMIC,CHIP;10nF,10%,1	2203-000254
C419	C- CERAMIC,CHIP;1pF,0.1pF,	2203-005288
C421	C- CERAMIC,CHIP;100pF,5%,5	2203-000233
C422	51pF	NEW- CAP02
C427	C- CERAMIC,CHIP;1nF,10%,50	2203-000438
C428	C- CERAMIC,CHIP;4pF,0.25pF	2203-001017
C430	C- CERAMIC,CHIP;100pF,5%,5	2203-000233
C431	C- CERAMIC,CHIP;8pF,0.5pF,	2203-001259
C432	51pF	NEW- CAP03
C433	C- CERAMIC,CHIP;1.5pF,0.1p	2203-005281
C436	C- CERAMIC,CHIP;1nF,10%,50	2203-000438
C437	C- CERAMIC,CHIP;100pF,5%,5	2203-000233
C438	C- CERAMIC,CHIP;47pF,5%,50	2203-000995
C439	C- CERAMIC,CHIP;100nF,+80-	2203-005061
C440	C- CERAMIC,CHIP;10nF,10%,1	2203-000254
C441	C- CERAMIC,CHIP;10nF,10%,1	2203-000254
C446	C- CERAMIC,CHIP;1nF,10%,50	2203-000438
C448	C- CERAMIC,CHIP;10nF,10%,1	2203-000254
C449	C- TA,CHIP;10uF,20%,6.3V,G	2404-001064
C450	C- CERAMIC,CHIP;33pF,5%,50	2203-000812
C451	C- CERAMIC,CHIP;10nF,10%,1	2203-000254
C454	C- CERAMIC,CHIP;1pF,0.1pF,	2203-005288
C460	C- CERAMIC,CHIP;10pF,0.5pF	2203-000278
C461	C- CERAMIC,CHIP;47pF,5%,50	2203-000995
C462	C- CERAMIC,CHIP;1nF,10%,50	2203-000438
C463	C- CERAMIC,CHIP;47nF,10%,1	2203-001432
C464	C- CERAMIC,CHIP;10nF,10%,1	2203-000254
C465	C- CERAMIC,CHIP;3pF,0.1pF,	2203-005444
CN401	AXK5S40045	NEW- COND1
D301	DIODE- PIN;BAR63-03W,50V,1	0409-001001
D302	HSMP-389F	NEW- DDO1
D303	HSMP-389F	NEW- DDO1
D401	HSMP-389F	NEW- DDO1
D402	HSMS-285C	NEW- DDO2
F305	FAR- D5CC-881M50	NEW- FIL02
F306	FILTER- SAW;881.5MHZ,25MHZ	2904-001136
F309	FILTER- SAW;85.38MHZ,1.8MH	2904-001193
F310	FILTER- SAW;85.380MHZ,13KH	2904-001148
F401	FILTER- SAW;130.38MHZ,2.84	2904-001123
F402	FILTER- SAW;836.50MHZ,-,84	2904-001138
F404	FILTER- SAW;836.50MHZ,-,84	2904-001138
F407	CE053R836DCA	NEW- FIL03
J1	CONNECTOR- COAXIAL,SMC,JAC	3705-001163
L301	INDUCTOR- SMD;4.7nH,0.3nH,	2703-001747
L310	INDUCTOR- SMD;18nH,5%,1.0x	2703-001722
L311	INDUCTOR- SMD;12nH,10%,1x0	2703-001409
L313	INDUCTOR- SMD;27nH,5%,1x0.	2703-001726
L314	INDUCTOR- SMD;8.2nH,5%,1x0	2703-001733
L316	INDUCTOR- SMD;27nH,5%,1x0.	2703-001726
L320	INDUCTOR- SMD;390nH,10%,2.	2703-001694
L321	INDUCTOR- SMD;2.7uH,10%,0.	2703-000301
L322	INDUCTOR- SMD;150nH,10%,1.	2703-001222
L323	CORE- FERRITE;AB,1.6x0.8x0	3301-001105
L324	INDUCTOR- SMD;180nH,10%,0.	2703-000143

L325	INDUCTOR- SMD;2.7uH,10%,0.	2703-000301
L326	INDUCTOR- SMD;330nH,10%,0.	2703-000190
L330	INDUCTOR- SMD;270nH,10%,0.	2703-000175
L331	INDUCTOR- SMD;1.8uH,10%,0.	2703-000310
L332	INDUCTOR- SMD;150nH,10%,1.	2703-001222
L333	INDUCTOR- SMD;1.8uH,10%,0.	2703-000310
L334	CORE- FERRITE;AB,1.6x0.8x0	3301-001105
L335	CORE- FERRITE;AB,1.6x0.8x0	3301-001105
L401	82nH	NEW- ND03
L402	INDUCTOR- SMD;100nH,5%,1.8	2703-001670
L406	INDUCTOR- SMD;15nH,5%,1x0.	2703-001180
L408	82nH	NEW- ND03
L411	INDUCTOR- SMD;100nH,5%,1.8	2703-001670
L412	2.2uH	NEW- ND04
L413	CORE- FERRITE;AB,1.6x0.8x0	3301-001105
L414	CORE- FERRITE;AB,1.6x0.8x0	3301-001105
L416	INDUCTOR- SMD;27nH,5%,1x0.	2703-001726
L417	INDUCTOR- SMD;27nH,10%,1x0	2703-001181
L418	CORE- FERRITE;AB,1.6x0.8x0	3301-001105
L419	INDUCTOR- SMD;4.7nH,0.3nH,	2703-001747
L421	CORE- FERRITE;AB,1.6x0.8x0	3301-001105
Q302	TR- SMALL SIGNAL;2SC4081,N	0501-000218
Q303	TR- DIGITAL;RNI102,NPN,100	0504-000167
Q402	TR- DIGITAL;RN2104,PNP,100	0504-000172
R307	R- CHIP;0ohm,5%,1/16W,DA,T	2007-000171
R309	R- CHIP;0ohm,5%,1/16W,DA,T	2007-000171
R310	R- CHIP;100ohm,5%,1/16W,DA	2007-000138
R312	R- CHIP;0ohm,5%,1/16W,DA,T	2007-000171
R314	R- CHIP;10Kohm,1%,1/16W,DA	2007-007142
R315	R- CHIP;22Kohm,1%,1/16W,DA	2007-007311
R316	R- CHIP;1Kohm,1%,1/16W,DA	2007-007318
R317	R- CHIP;100Kohm,1%,1/16W,D	2007-007107
R318	R- CHIP;0ohm,5%,1/16W,DA,T	2007-000171
R319	R- CHIP;1.8Kohm,1%,1/16W,D	2007-007588
R320	R- CHIP;1.8Kohm,1%,1/16W,D	2007-007588
R321	R- CHIP;0ohm,5%,1/16W,DA,T	2007-000171
R322	R- CHIP;100ohm,5%,1/16W,DA	2007-000138
R323	R- CHIP;47ohm,5%,1/16W,DA	2007-000174
R326	R- CHIP;0ohm,5%,1/16W,DA,T	2007-000171
R328	R- CHIP;1.5Kohm,5%,1/16W,D	2007-000242
R329	R- CHIP;3.9KOHM,5%,1/16W,D	2007-007001
R402	R- CHIP;0ohm,5%,1/16W,DA,T	2007-000171
R410	R- CHIP;5.6Kohm,5%,1/16W,D	2007-000982
R411	R- CHIP;10Kohm,1%,1/16W,DA	2007-007142
R412	R- CHIP;47Kohm,1%,1/16W,DA	2007-007139
R416	R- CHIP;0ohm,5%,1/16W,DA,T	2007-000171
R417	R- CHIP;910ohm,5%,1/16W,DA	2007-001317
R420	R- CHIP;1.2Kohm,1%,1/16W,D	2007-007137
R424	R- CHIP;100Kohm,1%,1/16W,D	2007-007107
R425	R- CHIP;0ohm,5%,1/16W,DA,T	2007-000171
R426	R- CHIP;10Kohm,1%,1/16W,DA	2007-007142
R427	R- CHIP;2.2Kohm,5%,1/16W,D	2007-000141
R429	R- CHIP;22Kohm,1%,1/16W,DA	2007-007311
R430	R- CHIP;0ohm,5%,1/16W,DA,T	2007-000171
R432	R- CHIP;51ohm,5%,1/16W,DA	2007-001298
U302	RF2361	NEW- IC004

U303	RF2466	NEW-IC003
U304	RF POWER SPLITTER;2WAY,95	4709-001080
U306	PO1330NA	NEW-IC001
U307	OSCILLATOR- VCTCXO;19.68MH	2809-001226
U402	TR- ARRAY;UMC5N,NPN/PNP,2,	0506-001004
U403	Consumer;UPC8106T,SOT- 23,	1204-001013
U404	I- PREAMP;01037,SOP,6P,59	1201-001175
U405	I- TTL;4W53, MUX/DEMUX,SOP	0803-003010
U408	FDC6306P	NEW-IC009
U409	QCPM-9801	NEW-IC006
U411	R- CHIP;1.8Kohm,5%,1/16W,D	2007-001320
U414	C- CERAMIC,CHIP;1nF,10%,50	2203-000438
U415	LMV321	NEW-IC007

NAM features can be programmed as follows:

LCD Display	Key in	Function
	menu + 60,654321	-selects NAM programming
NAM program 1:Setup NAM1 2:Setup NAM2	1	-choose 'Setup NAM1'
NAM1 Phone # 1234567890	Phone number OK	-directory number -to change, enter new one. -store it.
NAM1 Directory # 1234567890	Phone number OK	-directory number -to change, enter new one. -store it.
NAM1 Activate PRL No	< or > OK	-PRL status -to activate PRL, press < or > -store it.
NAM1 Anlg HomeSID 4369	ID number OK	System ID for home, current status is displayed. -to change, enter new one. -store it.
NAM1 Dgtl HomeSID 4369	ID number OK	System ID for home, current status is displayed. -to change, enter new one. -store it.
NAM1 More Prog.? No	< or > OK	General NAM setup -to change, press < or > -store it

<b>NAM program</b>		<b>1</b>	Choose ' General'
<b>1. General</b>			
<b>2. Setup NAM1</b>			
<b>3. Setup NAM2</b>			
General			
ESN			-Electronic Serial Number of the phone is displayed
B0000000		<b>OK</b>	-Press <b>OK</b> , to view next status item.
General			
CAI version			-Common Air Interface version is displayed
3		<b>OK</b>	-Press <b>OK</b> , to view next status item.
General			
VOC Select			
SO_VOICE_08K		< or >	-to change Vocoder rate, press < or >
		<b>OK</b>	- store it
General			
SCM			-Station Class Mark displays the power class,
01101010		<b>OK</b>	transmission, slotted class, dual mode.
			-Press <b>OK</b> , to view next status item.
General			
Service Code			Service code, current sttus is displayed
654321		6-digit code	-to change, enter new code.
		<b>OK</b>	-store it
General			
Lock Code			Lock code, current sttus is displayed
0000		4-digit code	-to change, enter new code.
		<b>OK</b>	-store it
General			
Slot Mode			Slot mode. 'Yes' indicates the slot mode.
Yes		< or >	-changes the status.
		<b>OK</b>	-store it.
General			
Slot Index			Slot mode index. The higher, the longer sleeping time
2		0-7	-to change, enter new one.
		<b>OK</b>	-store it.
General			
Roundup Timer			Roundup Timer.
No		< or >	-to change the status.
		<b>OK</b>	-store it.

---

NAM program	3		choose 'Setup NAM2'
1. General			
2. Setup NAM1			
3. Setup NAM2			
NAM2 Digital IMSI_MCC	000	number OK	IMSI Mobile Country Code, current code is displayed. -to change, enter new one. -store it.
NAM2 Digital IMSI_MNC	00	number OK	IMSI Mobile Network Code, current code is displayed. -to change, enter new one. -store it.
NAM2 Digital Phone #	1234567890	Phone number OK	-Phone number -to change, enter new one. -store it.
NAM2 Digital Directory #	1234567890	Phone number OK	-directory number -to change, enter new one. -store it.
NAM2 Digital Home SID 01	1	Phone number OK	1st CDMA Home system ID, current status is displayed -to change, enter new one. -store it.
NAM2 Digital Home NID 01	65535	Phone number OK	1st CDMA Home Network ID, current status is displayed -to change, enter new one. -store it.
NAM2 Digital Home SID 02	1	Phone number OK	2nd CDMA Home system ID, current status is displayed -to change, enter new one. -store it.
NAM2 Digital Home NID 02	65535	Phone number OK	2nd CDMA Home Network ID, current status is displayed -to change, enter new one. -store it.
----- repeated to SID 20 & NID 20-----			
NAM2 Digital Lockout SID01	0	ID number OK	1st lock system ID,current status is displayed. -to change, enter new one. -store it.

---



## 5. Test Commands & Test Procedure List

**Test Command Table**

To change the phone from normal mode to test mode, you should enter the following keys :  
Press [\*759#813580]

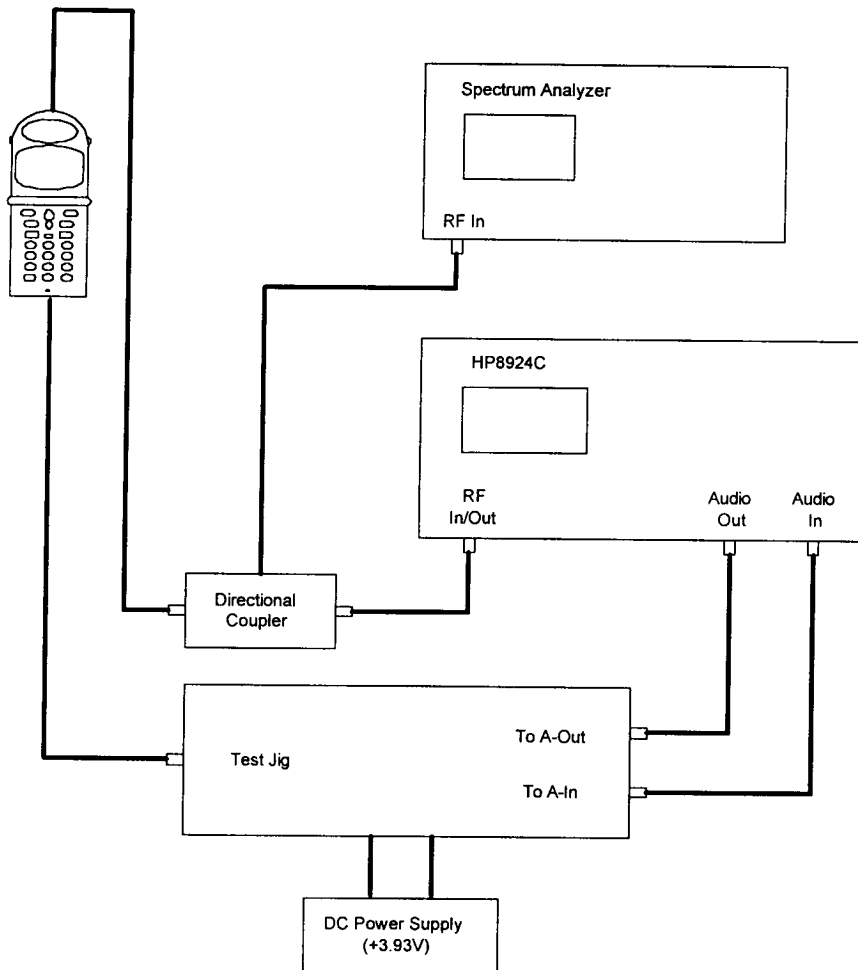
Command No	Command SW Name	Description
01(1F,0,0)	T_SUSPEND_I	Enter to test menu
02(3F,0,0)	T_RESTART_I	Escape from test menu
04(1D,0,1)	T_GET_MODE_I	Get mode CDMA/FM
07(81,0,0)	T_CARRIERON_I	Turn on the carrier
08(82,0,0)	T_CARRIEROFF_I	Turn off the carrier
09(83,4,0)	T_LOADSYN_I	Load the synthesizer for locking
10(84,1,0)	T_PWRLEVEL_I	Change RF power level
11(85,0,0)	T_RXMUTE_I	Mute rx audio
12(86,0,0)	T_RXUNMUTE_I	Unmute rx audio
13(87,0,0)	T_TXMUTE_I	Mute tx audio
14(88,0,0)	T_TXUNMUTE_I	Unmute tx audio
15	T_VOC_ESEC_I	Echo Canceller On/Off
16(8F,0,0)	T_STON_I	Transmit a continuous Signaling Tone(ST)
17(90,0,0)	T_STOFF_I	Stop transmit a continuous Signaling Tone(ST)
18	T_LCD_CONTRAST_I	Tune LCD contrast
20	T_LNA_GAIN_WR_I	write LNA gain for IMD test
21	T_TEST_SYS_I	set test system & Channel
22(91,96,96)	T_SNDNAM_I <sup>1)</sup>	Display & Send NAM Information
23(95,3,4)	T_SNDVERSION_I <sup>1)</sup>	Display & Send Software Version
24(9F,7,8)	T_SNDESN_I <sup>1)</sup>	Display & return ESN
25(92,0,0)	T_BACKLIGHT_ON_I	Backlight on
26(93,0,0)	T_BACKLIGHT_OFF_I	Backlight off
27(96,0,0)	T_LAMP_ON_I	LAMP on
28(97,0,0)	T_LAMP_OFF_I	LAMP off
30(9D,15,0)	T_PLINE_I	Display and return production date
31	T_AUTOANSWER_I	Enable Auto-answer mode
32(A0,1,0)	T_SATON_I <sup>2)</sup>	Enable the transmission of SAT
33(A1,0,0)	T_SATOFF_I <sup>2)</sup>	Disable the transmission of SAT
34(A2,0,0)	T_CDATA_I	Continuously send TX Control data
37	T_RXRAS_FLATNESS_I	Adjust CDMA RX RAS flatness.
38	T_VOC_ENC_OFFSET_I	Vocoder ENC offset
39	T_VOC_DEC_OFFSET_I	Vocoder DEC offset
40(A7,3,0)	T_VOC_CDMA_UNITY_GAIN_I	Vocoder CDMA unity gain
41	T_VOC_FM_HFRX_UPGAIN_I	Vocoder FM hfrx upgain
42(AA,1,0)	T_DTMFON_I <sup>3)</sup>	Turn on DTMF
43(AB,0,0)	T_DTMFOFF_I <sup>3)</sup>	Turn off DTMF
44(B0,0,0)	T_COMPANDORON_I	Turn on compandor
45(B1,0,0)	T_COMPANDOROF_I	Turn off compandor
46(B2,0,0)	T_FM_VCLINE_I <sup>4)</sup>	Enter FM voice state
47(B3,3,0)	T_FM_AUD_GAIN_I	FM audio gain
48(B4,0,0)	T_VIBRATOR_ON_I	Activate a vibrator
49(B5,0,0)	T_VIBRATOR_OFF_I	Inactivate a vibrator
50(B6,0,4)	T_BATT_TYPE_I	Battery Type

Command No	Command SW Name	Description
52(B9,0,8)	T_HW_VERSION_I	View HW version
53	T_CARRIER_I	Target Carrier option (Change banner)
54	T_VOC13K_I	Target Service option
55(AC,1,0)	T_EXT_AUDIO_I	External Audio Path On/Off
57(BC,0,0)	T_MIC_ON_I	Unmute MIC Path
58(BD,0,0)	T_MIC_OFF_I	mute MIC Path
59(BE,0,0)	T_ALLPATH_I	Tune on the all audio path
60(BF,3,0)	T_FM_TX_GAIN_I <sup>(3)</sup>	AMPS Tx Audio Gain Control
61(C0,3,0)	T_FM_RX_GAIN_I <sup>(3)</sup>	AMPS Rx Audio Gain Control
62(C1,3,0)	T_DTMF_VOL_TX_I <sup>(3)</sup>	AMPS Tx DTMF Gain Control
63(C2,3,0)	T_TX_LIMITER_I <sup>(3)</sup>	AMPS Tx Limiter Gain Control
64(C3,3,0)	T_FM_SAT_LEVEL_I <sup>(3)</sup>	AMPS Tx SAT level Control
65(C4,3,0)	T_FM_FREQ_SGAIN_I <sup>(3)</sup>	AMPS Tx Master Gain Control
66(C5,3,0)	T_FM_ST_GAIN_I <sup>(3)</sup>	AMPS Tx ST Gain Control
67(C6,0,6)	T_READ_BATT_I <sup>(1)</sup>	Saved Low battery value read
68(C8,0,3)	T_VBATT1_I <sup>(1)</sup>	Set the low battey position in the standby
69(C9,0,3)	T_VBATT2_I <sup>(1)</sup>	Set the low battey position in the talking
70(CA,3,0)	T_WRITE_BATT_I <sup>(3)</sup>	write a BATT
71(D1,3,0)	T_CDMA_TXADJ_I <sup>(3)</sup>	Sets tx_agc_adj for CDMA mode
72(D2,3,0)	T_FM_TXADJ_I <sup>(3)</sup>	Sets tx_agc_adj for AMPS mode
73(D3,1,0)	T_SET_PA_R_I <sup>(1)</sup>	Sets PA R1,R0 range bits
75(D5,0,3)	T_READ_RSSI_I <sup>(1)</sup>	Read a RSSI
76(D6,3,0)	T_CDMA_CH_FLATNESS_BP_ON_I	Adjust CDMA TX low power RAS flatness
77(D7,0,3)	T_READ_TEMP_I	Read a TEMP
79(D9,1,0)	T_BUZZER_ON_I <sup>(1)</sup>	Buzzer on
80(DA,0,0)	T_BUZZER_OFF_I	Buzzer off
81(E3,0,0)	T_VOC_PCMLPON_I	Turn on to play a PCM LOOP BACK
82(E4,0,0)	T_VOC_PCMLPOFF_I	Turn off to play a PCM LOOP BACK
83	T_BYPASS_ON_I	Set Low power mode
84	T_BYPASS_OFF_I	Set High power mode
85(E7,0,0)	T_SPEAKER_ON_I	Turn on the speaker path
86(E8,0,0)	T_SPEAKER_OFF_I	Tturn off the speaker path
87(E9,0,0)	T_FM_LOOP_TEST_I	FM loop back
88(EA,3,0)	T_TRK_ADJ_I <sup>(1)</sup>	TRK LOCAL ADJUST
89(EB,3,0)	T_CDTRK_ADJ_I	CDMA TRK LOCAL ADJUST
90(F0,2,0)	T_FM_CH_FLATNESS_I	Adjust FM channel flatness
92(D4,5,0)	T_TXRAS_ADJ_I	CDMA TX high power RAS table( not adjustable )
93(F3,4,0)	T_RXRAS_ADJ_I	CDMA RX RAS table( not adjustable )
96(F6,4,0)	T_CH_FLATNESS_I	Adjust TX high power RAS
97(F2,4,0)	T_FM_TX_PWR_I	Adjust FM Power level 2 ~ 7
98(F8,3,0)	T_TXRAS_ADJ_BP_ON_I	CDMA TX low power RAS table( not adjustable)
99(FC,4,0)	T_SND_GAIN_I	Mic/Speaker Gain control

## List of Equipment

- DC Power Supply
- Test Jig
- Test Cable
- CDMA Mobile Station Test Set HP8924C, HP83236A, CMD-80, etc
- Spectrum Analyzer(include CDMA Test Mode) HP8596E

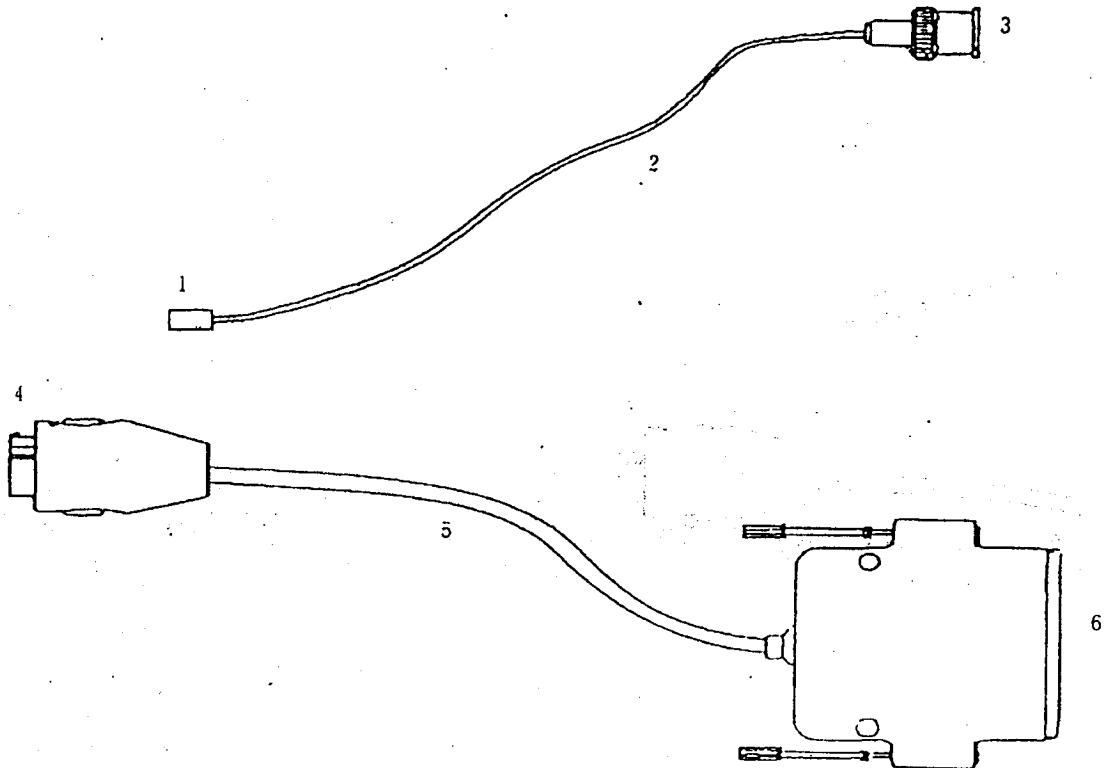
## Configuration of Test



- CAUTION : The test jig and data cable has a voltage drop of 0.33V at FM Max power output, you'd better set the DC power supply to 3.93V for normal test condition.  
(Nominal voltage of battery is 3.6V at cellular phone)

# TEST CABLE DESCRIPTION FOR SCH-850

## 1. TEST CABLE



## 2. TEST CABLE CONNECTIONS

1	MHC 172
2	RF CABLE (1.4 dB Loss for CDMA800 and AMPS)
3	BNC CONNECTOR (RF)
4	PLUG CONNECT TO SCH-850
5	DATA CABLE
6	Dsub 25PIN CONNECTOR (DATA)



**Change to Test Mode**

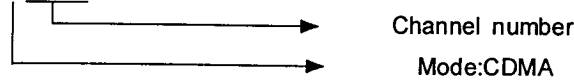
A T c a g t e h n ' s a e r m o m l o e o e t o e Y u h u d n e t e o l w n  
k y .

\* 5 # 1 5 0

B T e o m n " 1 i m d a d h n e c a g , r s " K t s v .

"10000" or "10001" : AMPS's Sytem A and Sytem B

"20363"



C. The command "0 1" is Suspend.

D. To finish the Test Mode, You should enter the command "0 2".

**Channel Selection and Tx Power Output Level Control**

**1.AMPS(FM)**

A. Enter to Test Mode ("\* 7 5 9 # 8 1 3 5 8 0").

B.The command "21" is mode and channel change

"10000" or "10001" : AMPS's Sytem A and Sytem B

C. To finish the Test Mode, You should enter the command "0 2".

D. "0 1" : Suspend.

E. "4 6" : Vocoder initial to Analog mode.

F. "0 9 0 3 6 3 #" : Set to '0363' channel.

G. "0 7" : Carrier On.

H. "9 7 \* \* \*" : Output RF power level is set as power level 2

"\* \* \*" means AGC level and AGC level range is from 0 to 511.

I. "1 0 2" : RF Power level control, 2(0~7) means power level .

**2.CDMA**

A. Enter to Test Mode ( "\* 7 5 9 # 8 1 3 5 8 0" ).

B.The command "21" is mode and channel change , press "OK" to save.



C. To finish the Test Mode, You should enter the command "0 2".

D. "0 1" : Suspend.

E. "0 9 0 3 6 3 #" : Set to '0363' channel.

F. "0 7" : Carrier On.

G. "3 4" : Spread spectrum to 1.23MHz band width.

H. "8 4" : High Power-mode On

I. "9 6 \* \* \* " : Output RF power level is set max power

"\* \* \*" means AGC level and AGC level range is from 000 to 511.

**LAMPS(FM)**

TEST ITEMS	PROCEDURE														
1. PREPARATION	<p>Set test equipments up.</p> <p>Confirm that the phone is in the Analog Mode! ( "10000" or "10001" at Test Command "2 0".)</p> <p>"* 7 5 9 # 8 1 3 5 8 0" : Enter the Test Mode</p> <p>"0 1" : Suspend</p> <p>"4 6" : Initialize Vocoder in Analog mode</p> <p>If a wrong key would be selected, press "#", and then enter new command.</p> <p>To exit the Test Mode at any time, just press [0 2].</p>														
2. RF POWER	<p>"0 1" : Suspend.</p> <p>"4 6" : Initialize Vocoder in Analog mode.</p> <p>"0 9 0 3 6 3 #" : Set channel to 363.</p> <p>"0 7" : Carrier On.</p> <p>"1 0 2" : RF Power level selection, "2" means one of the power levels (0~7).</p> <p>Measurement of the Power Output Levels</p> <table data-bbox="527 1039 1063 1228"><thead><tr><th>Level</th><th>RF Power</th></tr></thead><tbody><tr><td>0 ~ 2</td><td>+ 27 dBm +2/-4 dB</td></tr><tr><td>3</td><td>+ 23 dBm +2/-4 dB</td></tr><tr><td>4</td><td>+ 19 dBm +2/-4 dB</td></tr><tr><td>5</td><td>+ 15 dBm +2/-4 dB</td></tr><tr><td>6</td><td>+ 12 dBm +2/-4 dB</td></tr><tr><td>7</td><td>+ 9 dBm +2/-4 dB</td></tr></tbody></table> <p>"0 8" : Carrier off</p> <p>Note 1 : In case of using the antenna cable, compensation for the cable loss should be added (about 1.5dB).</p> <p>Note 2 : To prevent phones from being damaged, they must be measured only by calibrated test equipments.</p> <p>Warning ! Adjustments without calibrated equipments can cause phones to be heated excessively and would void the warranty.</p>	Level	RF Power	0 ~ 2	+ 27 dBm +2/-4 dB	3	+ 23 dBm +2/-4 dB	4	+ 19 dBm +2/-4 dB	5	+ 15 dBm +2/-4 dB	6	+ 12 dBm +2/-4 dB	7	+ 9 dBm +2/-4 dB
Level	RF Power														
0 ~ 2	+ 27 dBm +2/-4 dB														
3	+ 23 dBm +2/-4 dB														
4	+ 19 dBm +2/-4 dB														
5	+ 15 dBm +2/-4 dB														
6	+ 12 dBm +2/-4 dB														
7	+ 9 dBm +2/-4 dB														
3. TX FREQUENCY	<p>"0 1" : Suspend.</p> <p>"4 6" : Initialize Vocoder in Analog mode.</p> <p>"0 9 0 3 6 3 #" : Set channel to 363.</p> <p>"0 7" : Carrier On.</p> <p>Measure the TX frequency : 835.89 MHz*2.5ppm.</p>														

TEST ITEMS	PROCEDURE
4. VOICE DEVIATION	<p>"0 1" : Suspend.            "4 6" : Initialize Vocoder in Analog mode.            "0 9 0 3 6 3 #" : Set channel to 363.            "0 7" : Carrier On.            "1 4" : TX Audio unmute.</p> <p>Set the audio generator output to 1kHz, 3.0Vrms.</p> <p>Measure the Tx voice deviation by using the HPF of 20Hz and the LPF of 99kHz (spec : less than **12kHz).</p>
5. ST DEVIATION	<p>"0 1" : Suspend.            "4 6" : Initialize Vocoder in Analog mode.            "0 9 0 3 6 3 #" : Set channel to 363.            "0 7" : Carrier On.            "1 6" : ST on.</p> <p>Measure the Tx ST deviation by using the HPF of 50Hz (spec : 8kHz**10%).</p> <p>"1 7" : ST off.</p>
6. SAT DEVIATION	<p>"0 1" : Suspend.            "4 6" : Initialize Vocoder in Analog mode.            "0 9 0 3 6 3 #" : Set channel to 363.            "0 7" : Carrier On.            "3 2" : SAT on.</p> <p>Set the equipment as following.            RF frequency : 880.89MHz            Input RF level : -80dBm            Modulation frequency : 6kHz            Frequency deviation : 2kHz</p> <p>Measure the Tx SAT deviation by using the HPF of 50Hz and the LPF of 6kHz (spec : 2kHz**10%).</p> <p>"3 3" : SAT off.</p>

TEST ITEMS	PROCEDURE
7. WBD DEVIATION	"0 1" : Suspend. "4 6" : Initialize Vocoder in Analog mode. "0 9 0 3 6 3 #" : Set channel to 363. "0 7" : Carrier On. "3 4" : WBD on.  Measure the WBD deviation by using the HPF of 50Hz and the LPF of 20kHz (spec : 8kHz*10%).
8. RX AUDIO	"0 1" : Suspend. "4 6" : Initialize Vocoder in Analog mode. "0 9 0 3 6 3 #" : Set channel to 363. "0 7" : Carrier On. "1 2" : RX Audio unmute.  Set the equipment as following.  RF frequency : 880.89MHz Input RF level : -80dBm Modulation frequency : 1kHz Frequency deviation : 8kHz  Measure audio AC level.

**2.CDMA**

TEST ITEMS	PROCEDURE
1. PREPARANCE	<p>Set test equipments up.</p> <p>Confirm that the phone is in the CDMA Mode. ("2XXXX" at Test Command "0 2")</p> <p>"* 7 5 9 # 8 1 3 5 8 0" : Enter the Test Mode "0 1" : Suspend</p> <p>If you select a wrong key, press "#", then enter new command. To exit the Test Mode at any time, just press [0 2].</p>
2. FREQUENCY ACCURACY	<p>"0 1" : Suspend. "0 9 0 3 6 3 #" : Set channel to 363. "0 7" : Carrier On. "9 6" :You can read the number.(the code) and the push the #•• "7 1 2 6 0 #" : Set AGC level to the numer of reading(about 188). Measure the TX frequency : 835.89MHz••300Hz.</p>
3. OCCUPIED CDMA BANDWIDTH	<p>"0 1" : Suspend. "0 9 0 3 6 3 #" : Set channel to 363. "0 7" : Carrier On. "3 4" : Spread spectrum. "8 4" : High power mode "9 6" :You can read the number.(the code) and the push the #•• "7 1 2 6 0 #" : Set AGC level to the numer of reading(about 188). Measure the bandwidth (spec: 1.32MHz).</p>
4. LIMITATIONS ON EMISSIONS	<p>"0 1" : Suspend. "0 9 0 3 6 3 #" : Set channel to 363. "0 7" : Carrier On. "3 4" : Spread spectrum. "8 4" : High power mode "9 6" :You can read the number.(the code) and the push the #•• "7 1 2 6 0 #" : Set AGC level to the numer of reading(about 188).</p> <p>Measure the spurious at <math>F_c</math>••900kHz, <math>F_c</math>••1.98MHz, <math>2F_c</math>, <math>3F_c</math>, <math>1/2F_c</math>. spec: <math>F_c</math>••900kHz below 42dBc/30kHz <math>F_c</math>••1.98MHz below 54dBc/30kHz Outside Receive Band <math>43+10\log(PY)</math> PY: Mean Output Power in watts</p>
5. GATED POWER & TIME	<p>Set the service option 2. Set the data rate Eighth (1200bps). Registering: HHP •• HP8924C. Call : HP8924C •• HHP. Measure the Gated Power &amp; Time. spec : Gated Power - at least 20dB Gated Time - Rising Time : below 6•• Falling Time : below 6•• Burst Time : below 1.25••</p>