



**APPENDIX 3: Photographs of test setup**

**Radiated Spurious Emission**



**Photo 1**




**Photo 2**

**Worst Case Position Horizontal: X-axis / Vertical: Y-axis)**

**X-axis**



**Y-axis**



**Z-axis**



**End of Report**