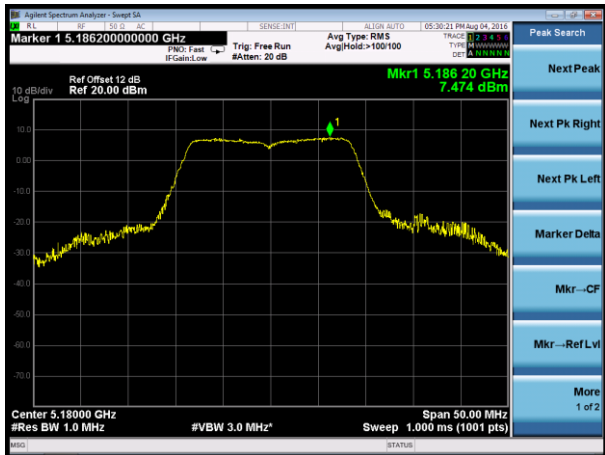


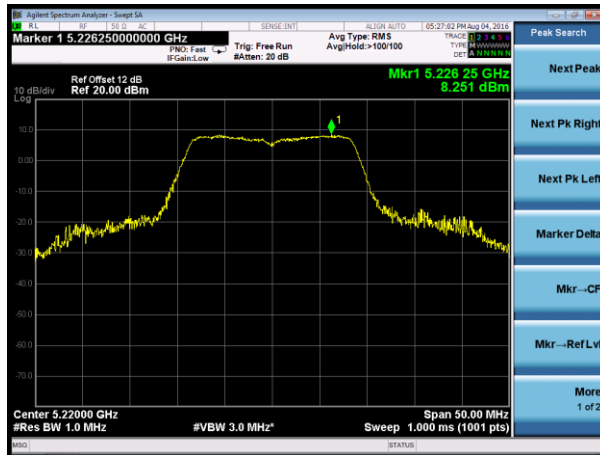


802.11ac(20MHz) Power Spectral Density

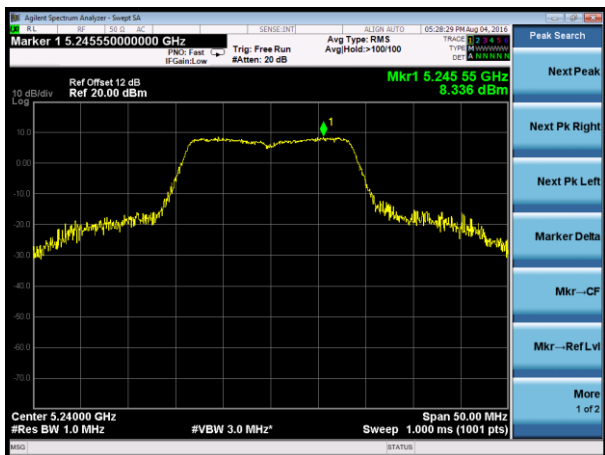
Channel 36 (5180MHz)



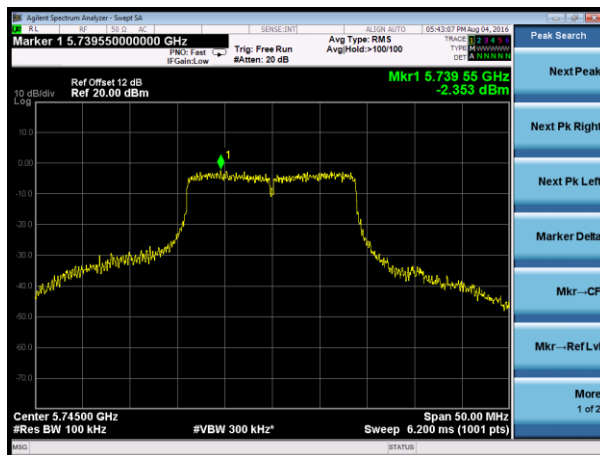
Channel 44 (5220MHz)



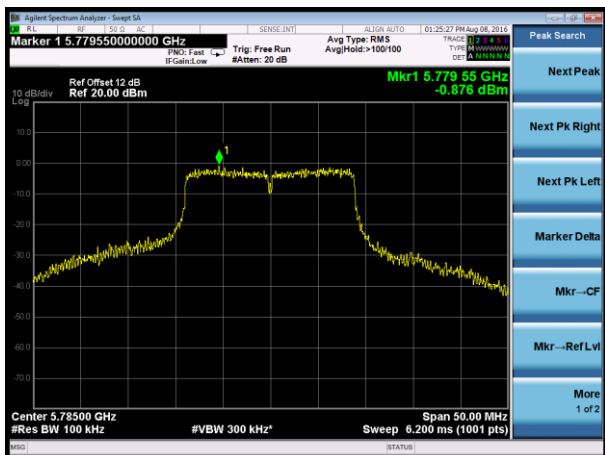
Channel 48 (5240MHz)



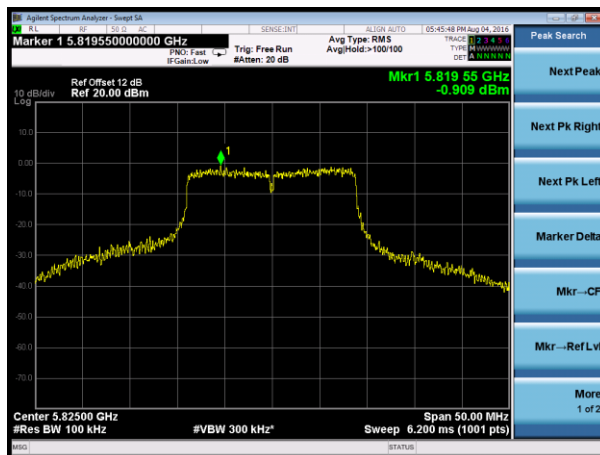
Channel 149 (5745MHz)



Channel 157 (5785MHz)



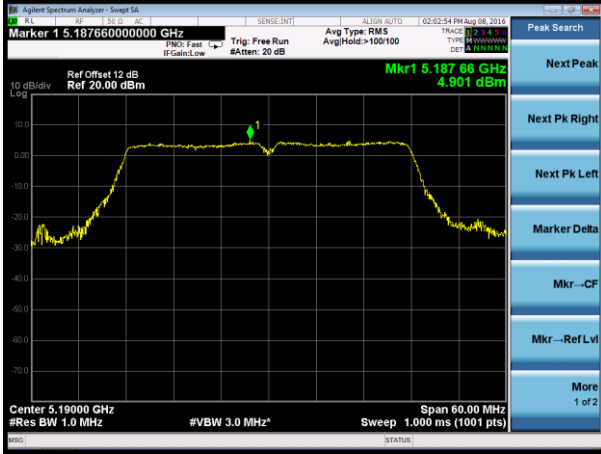
Channel 165 (5825MHz)



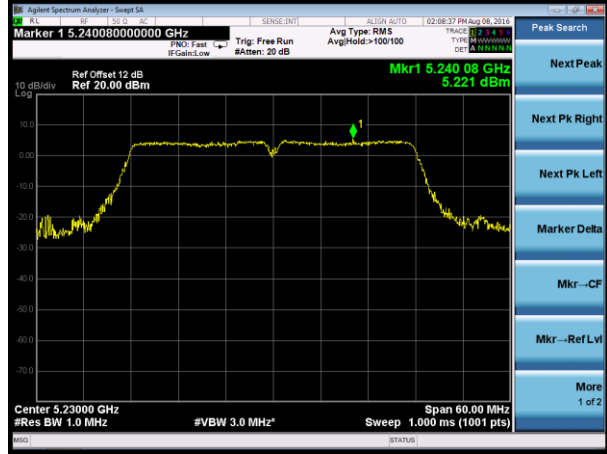


802.11n(40MHz) Power Spectral Density

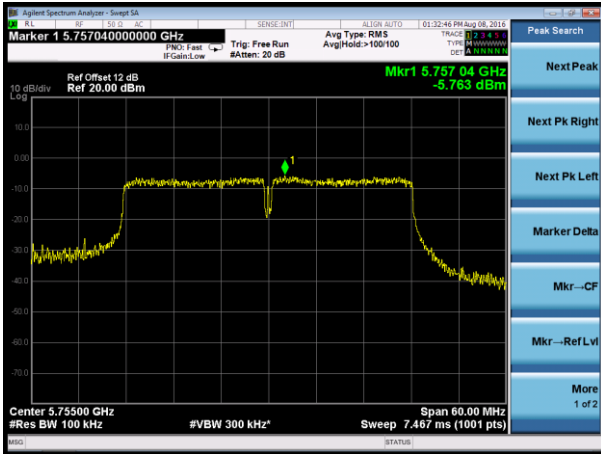
Channel 38 (5190MHz)



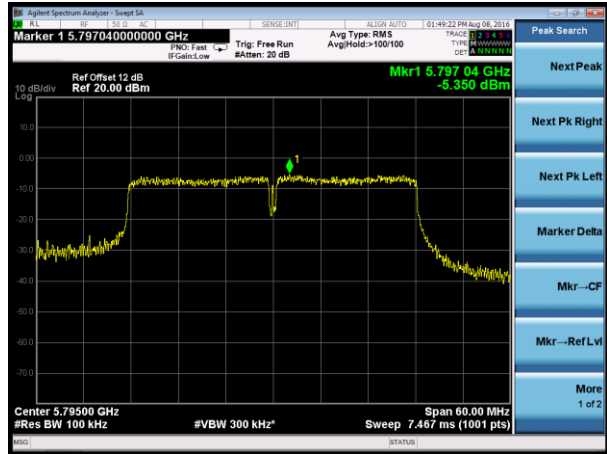
Channel 46 (5230MHz)



Channel 155 (5755MHz)



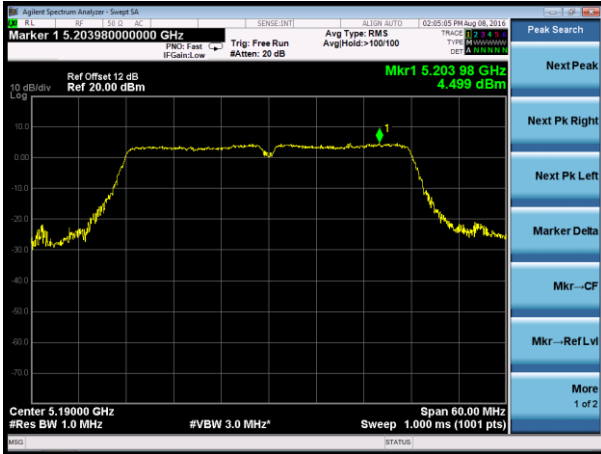
Channel 159 (5795MHz)



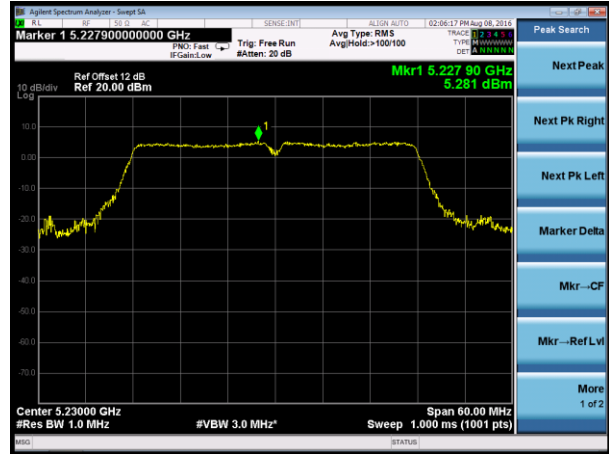


802.11ac(40MHz) Power Spectral Density

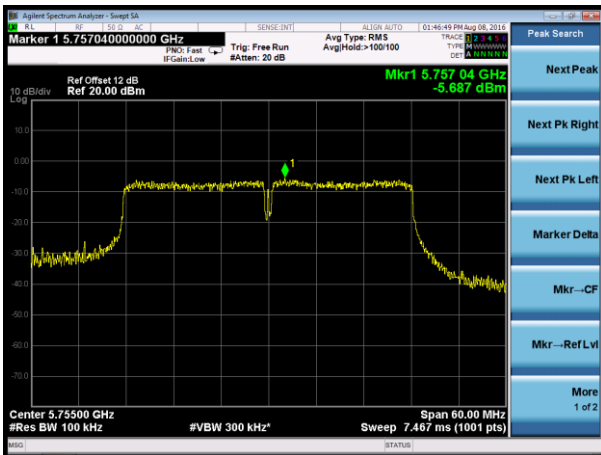
Channel 38 (5190MHz)



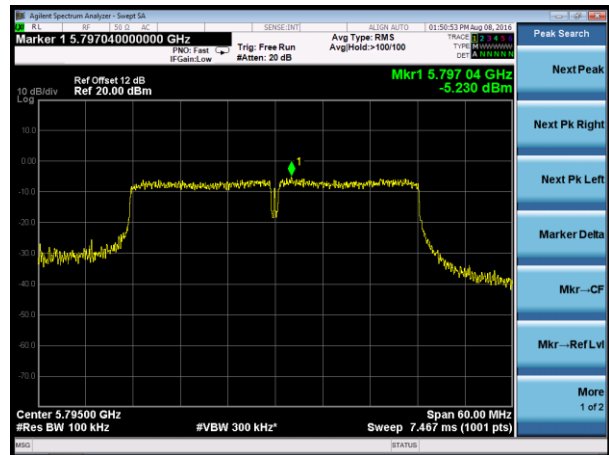
Channel 46 (5230MHz)



Channel 155 (5755MHz)



Channel 159 (5795MHz)

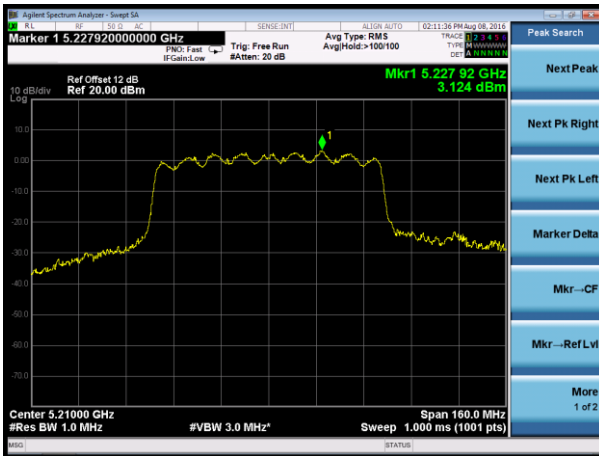




802.11ac(80MHz) Power Spectral Density

Channel 42 (5210MHz)

Channel 155 (5775MHz)





## 9. Band Edges Measurement

### 9.1 Test Limit

#### For 15.205 requirement:

Radiated emissions which fall in the restricted bands, as defined in Section 15.205(a) of FCC part 15, must also comply with the radiated emission limits specified in Section 15.209(a).

MHz	MHz	MHz	GHz
0.090 - 0.110	16.42 - 16.423	399.9 - 410	4.5 - 5.15
<sup>1</sup> 0.495 - 0.505	16.69475 - 16.69525	608 - 614	5.35 - 5.46
2.1735 - 2.1905	16.80425 - 16.80475	960 - 1240	7.25 - 7.75
4.125 - 4.128	25.5 - 25.67	1300 - 1427	8.025 - 8.5
4.17725 - 4.17775	37.5 - 38.25	1435 - 1626.5	9.0 - 9.2
4.20725 - 4.20775	73 - 74.6	1645.5 - 1646.5	9.3 - 9.5
6.215 - 6.218	74.8 - 75.2	1660 - 1710	10.6 - 12.7
6.26775 - 6.26825	108 - 121.94	1718.8 - 1722.2	13.25 - 13.4
6.31175 - 6.31225	123 - 138	2200 - 2300	14.47 - 14.5
8.291 - 8.294	149.9 - 150.05	2310 - 2390	15.35 - 16.2
8.362 - 8.366	156.52475 - 156.52525	2483.5 - 2500	17.7 - 21.4
8.37625 - 8.38675	156.7 - 156.9	2690 - 2900	22.01 - 23.12
8.41425 - 8.41475	162.0125 - 167.17	3260 - 3267	23.6 - 24.0
12.29 - 12.293	167.72 - 173.2	3332 - 3339	31.2 - 31.8
12.51975 - 12.52025	240 - 285	3345.8 - 3358	36.43 - 36.5
12.57675 - 12.57725	322 - 335.4	3600 - 4400	( <sup>2</sup> )



**For 15.407(b) requirement:**

For transmitters operating in the 5.15-5.25 GHz band: all emissions outside of the 5.15-5.35 GHz band shall not exceed an EIRP of -27 dBm/MHz.

For transmitters operating in the 5.725-5.85 GHz band, all out-of-band emissions be limited to a level of -27 dBm/MHz at 75 MHz beyond the band edge, increasing linearly to 10 dBm/MHz at 25 MHz beyond the band edge, and from 25 MHz beyond the band edge, increasing linearly to a level of 17 dBm/MHz at the band edge.

Operating Frequency Band (MHz)	EIRP Limit (dBm/MHz)	Equivalent Field Strength at 3m (dBuV/m)
5150 - 5350	-27	68.2
5470 - 5725	-27	68.2

Note:

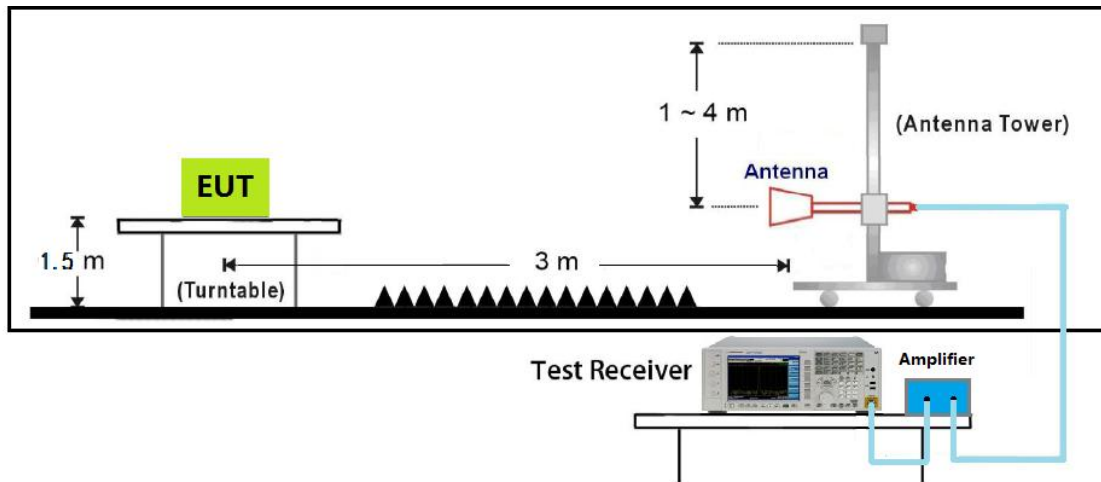
1. Refer to KDB 789033 D02v01 G)2)c), as specified in § 15.407(b), emissions above 1000 MHz that are outside of the restricted bands are subject to a maximum emission limit of -27 dBm/MHz (or -17 dBm/MHz as specified in § 15.407(b)(4)). However, an out-of-band emission that complies with both the peak and average limits of § 15.209 is not required to satisfy the -27 dBm/MHz or -17 dBm/MHz maximum emission limit.

2. All out of band emissions appearing in a restricted band as specified in Section 15.205 of the Title 47 CFR must not exceed the limits shown in Table per Section 15.209.

FCC Part 15 Subpart C Paragraph 15.209		
Frequency [MHz]	Field Strength [V/m]	Measured Distance [Meters]
0.009 – 0.490	2400/F (kHz)	300
0.490 – 1.705	24000/F (kHz)	30
1.705 - 30	30	30
30 - 88	100	3
88 - 216	200	3
216 - 960	200	3
Above 960	500	3



### 9.2 Test Setup Layout



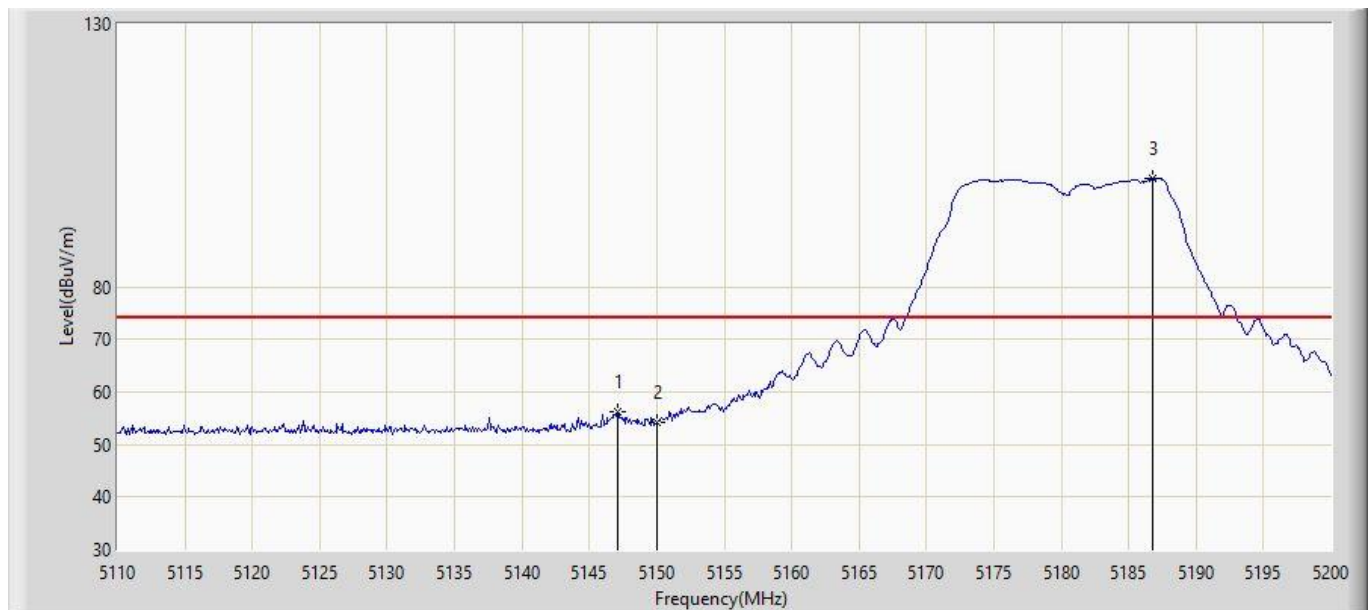
### 9.3 Measurement Equipment

Instrument	Model No.	Manufacturer	Serial No.	Calibration Date	Valid Date.
EMI Test Receiver	R&S	ESCI	100563	2016.03.10	2017.03.09
H64 Preamplifier	HP	8447F	3113A05582	2016.03.10	2017.03.09
Preamplifier	Agilent	8449B	3008A02342	2016.03.10	2017.03.09
Preamplifier	COM-POWER	PA-840	711885	2016.03.24	2017.03.23
Ultra Broadband Antenna	R&S	HL562	100362	2016.05.03	2017.05.02
Broad-Band Horn Antenna	Schwarzbeck	BBHA9120D	9120D-619	2016.05.03	2017.05.02
Broad-Band Horn Antenna	Schwarzbeck	BBHA9170	9170-347	2016.05.03	2017.05.02
Spectrum Analyzer	Agilent	N9010A	MY53400169	2015.09.25	2016.09.25
Temperature/ Humidity Meter	Zhicheng	ZC1-11	CEP-TH-002	2016.03.10	2017.03.09



### 9.4 Measurement Data

Engineer: Kerry	
Site: AC102	Time: 2016/08/01 - 20:46
Limit: FCC_Part15.209_RE(3m)	Margin: 0
Probe: BBHA 9120D(1-18GHz)	Polarity: Horizontal
EUT: IP3M-941W/941B	Power: AC 120V/60Hz
Note: Mode1: Transmit 802.11a at 5180 MHz	



No	Mark	Frequency (MHz)	Measure Level (dBuV/m)	Reading Level (dBuV)	Over Limit (dB)	Limit (dBuV/m)	Factor (dB)	Type
1		5147.080	56.089	59.544	-17.911	74.000	-3.455	PK
2		5150.000	54.167	57.616	-19.833	74.000	-3.449	PK
3	*	5186.770	100.655	104.026	N/A	N/A	-3.371	PK

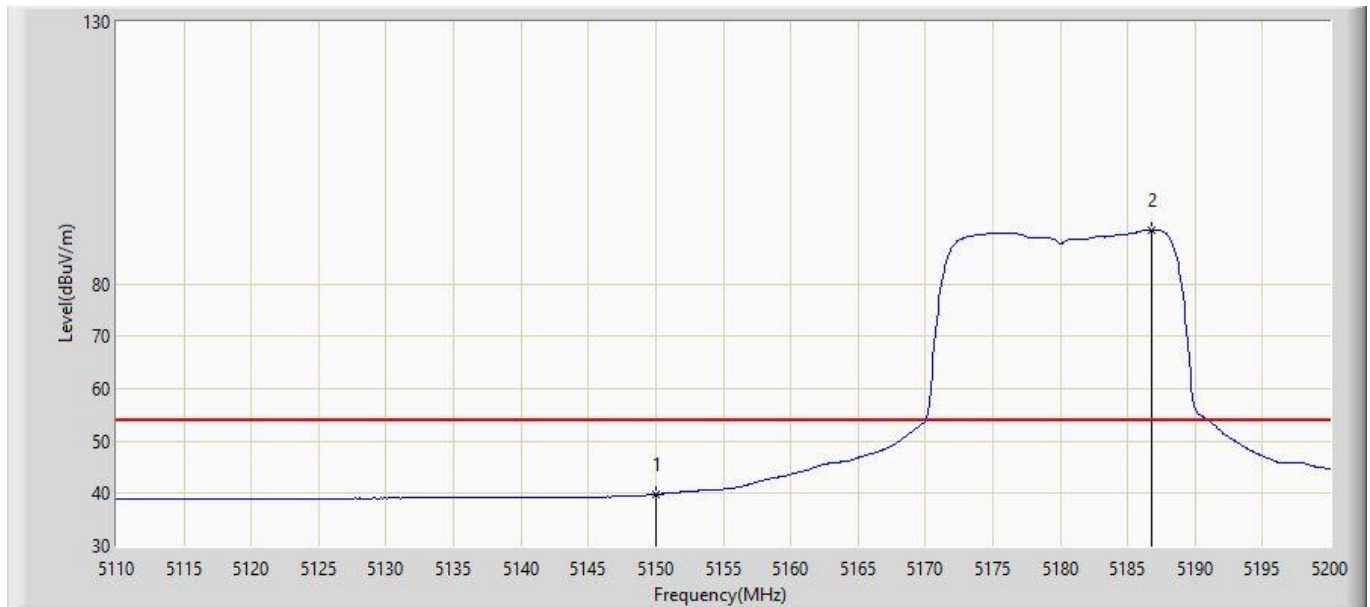
Note: Measure Level (dBuV/m) = Reading Level (dBuV) + Factor (dB)

Factor (dB) = Cable Loss (dB) + Antenna Factor (dB/m) - Pre\_Amplifier Gain (dB)





Engineer: Kerry	
Site: AC102	Time: 2016/08/03 - 20:13
Limit: FCC_Part15.209_RE(3m)	Margin: 0
Probe: BBHA 9120D(1-18GHz)	Polarity: Horizontal
EUT: IP3M-941W/941B	Power: AC 120V/60Hz
Note: Mode1: Transmit 802.11a at 5180 MHz	



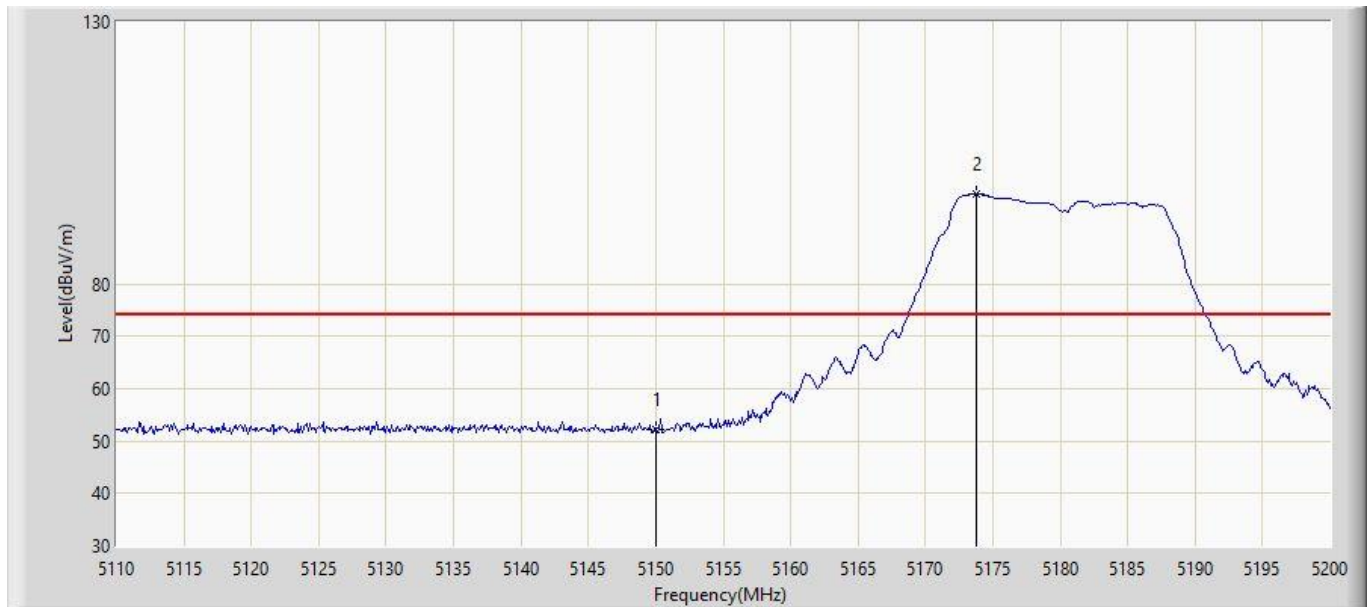
No	Mark	Frequency (MHz)	Measure Level (dBuV/m)	Reading Level (dBuV)	Over Limit (dB)	Limit (dBuV/m)	Factor (dB)	Type
1		5150.000	39.826	43.275	-14.174	54.000	-3.449	AV
2	*	5186.770	90.142	93.513	N/A	N/A	-3.371	AV

Note: Measure Level (dBuV/m) = Reading Level (dBuV) + Factor (dB)

Factor (dB) = Cable Loss (dB) + Antenna Factor (dB/m) - Pre\_Amplifier Gain (dB)



Engineer: Kerry	
Site: AC102	Time: 2016/08/03 - 20:14
Limit: FCC_Part15.209_RE(3m)	Margin: 0
Probe: BBHA 9120D(1-18GHz)	Polarity: Vertical
EUT: IP3M-941W/941B	Power: AC 120V/60Hz
Note: Mode1: Transmit 802.11a at 5180 MHz	



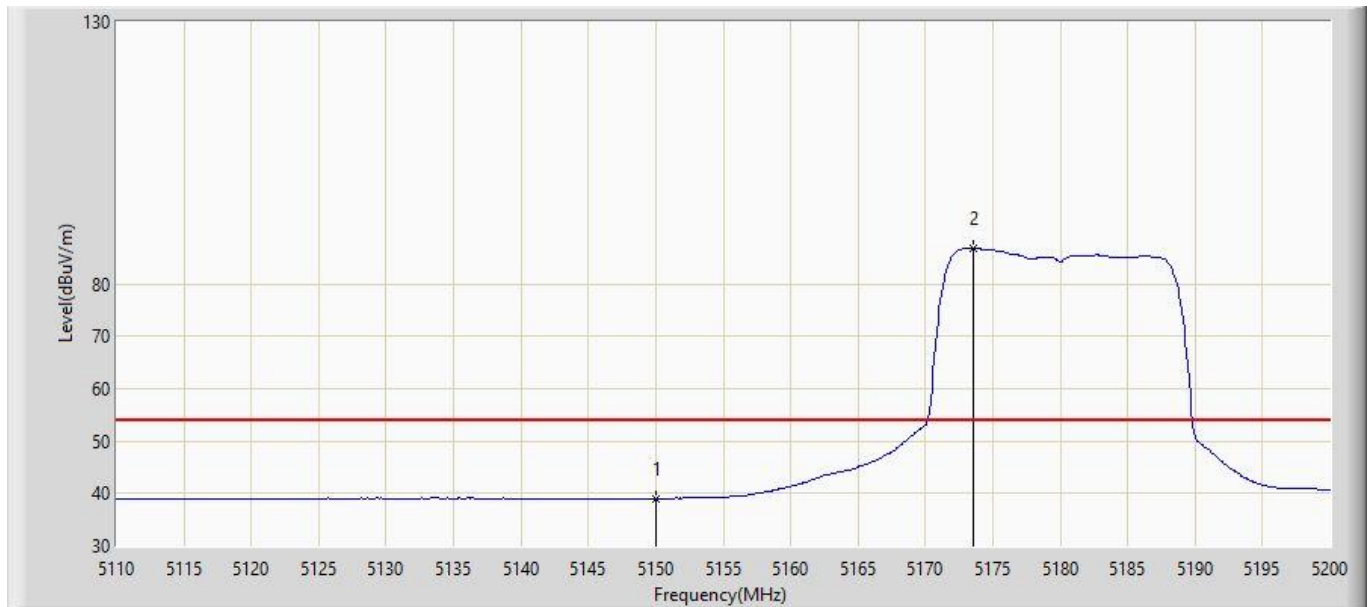
No	Mark	Frequency (MHz)	Measure Level (dBuV/m)	Reading Level (dBuV)	Over Limit (dB)	Limit (dBuV/m)	Factor (dB)	Type
1		5150.000	52.300	55.749	-21.700	74.000	-3.449	PK
2	*	5173.810	97.147	100.545	N/A	N/A	-3.398	PK

Note: Measure Level (dBuV/m) = Reading Level (dBuV) + Factor (dB)

Factor (dB) = Cable Loss (dB) + Antenna Factor (dB/m) - Pre\_Amplifier Gain (dB)



Engineer: Kerry	
Site: AC102	Time: 2016/08/03 - 20:24
Limit: FCC_Part15.209_RE(3m)	Margin: 0
Probe: BBHA 9120D(1-18GHz)	Polarity: Vertical
EUT: IP3M-941W/941B	Power: AC 120V/60Hz
Note: Mode1: Transmit 802.11a at 5180 MHz	



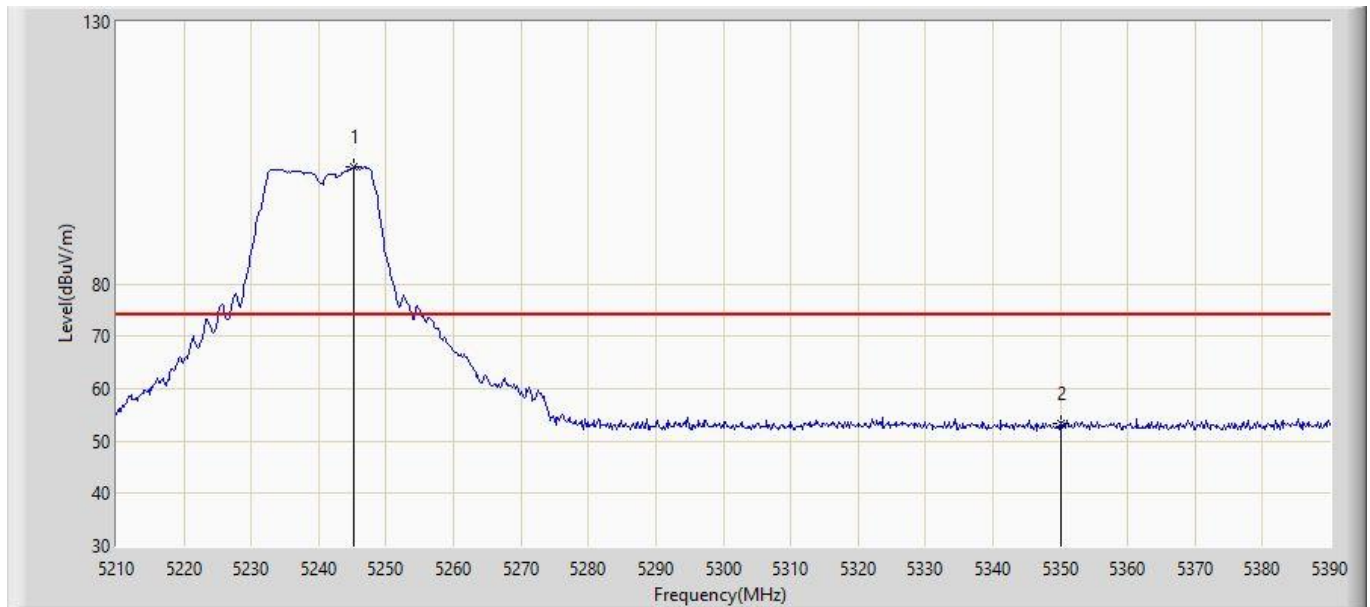
No	Mark	Frequency (MHz)	Measure Level (dBuV/m)	Reading Level (dBuV)	Over Limit (dB)	Limit (dBuV/m)	Factor (dB)	Type
1		5150.000	38.987	42.436	-15.013	54.000	-3.449	AV
2	*	5173.540	86.774	90.173	N/A	N/A	-3.399	AV

Note: Measure Level (dBuV/m) = Reading Level (dBuV) + Factor (dB)

Factor (dB) = Cable Loss (dB) + Antenna Factor (dB/m) - Pre\_Amplifier Gain (dB)



Engineer: Kerry	
Site: AC102	Time: 2016/08/04 - 11:21
Limit: FCC_Part15.209_RE(3m)	Margin: 0
Probe: BBHA 9120D(1-18GHz)	Polarity: Horizontal
EUT: IP3M-941W/941B	Power: AC 120V/60Hz
Note: Mode1: Transmit 802.11a at 5240 MHz	



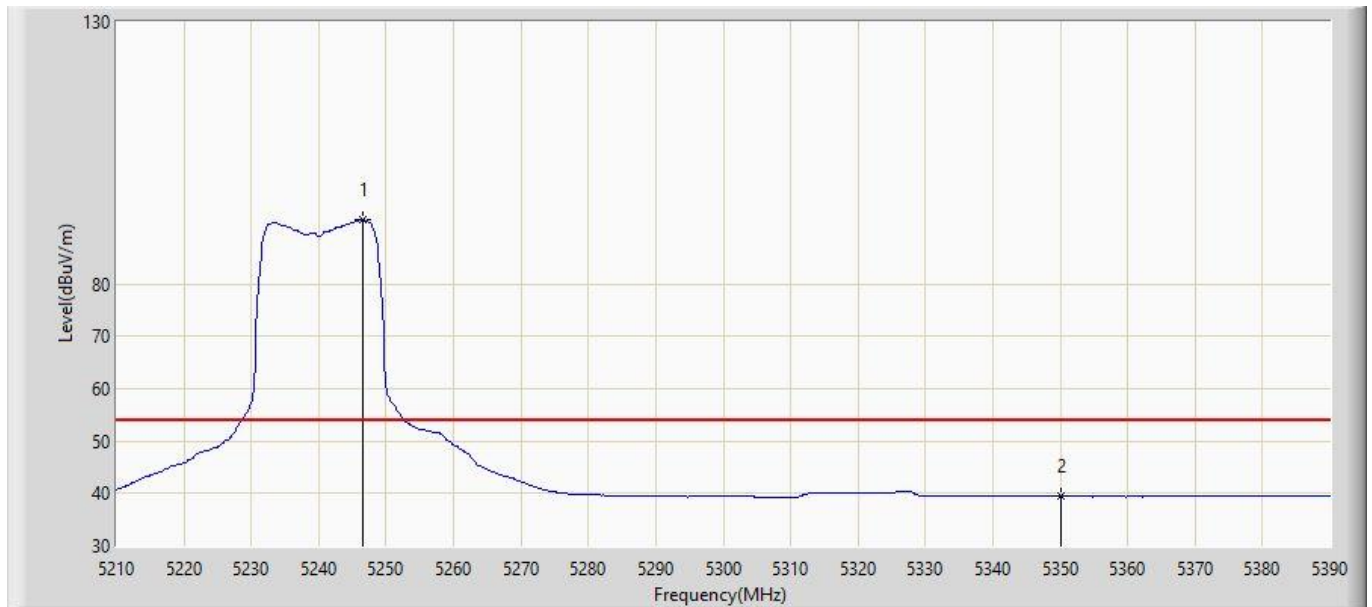
No	Mark	Frequency (MHz)	Measure Level (dBuV/m)	Reading Level (dBuV)	Over Limit (dB)	Limit (dBuV/m)	Factor (dB)	Type
1	*	5245.280	102.345	105.590	N/A	N/A	-3.245	PK
2		5350.000	53.313	56.334	-20.687	74.000	-3.021	PK

Note: Measure Level (dBuV/m) = Reading Level (dBuV) + Factor (dB)

Factor (dB) = Cable Loss (dB) + Antenna Factor (dB/m) - Pre\_Amplifier Gain (dB)



Engineer: Kerry	
Site: AC102	Time: 2016/08/04 - 11:24
Limit: FCC_Part15.209_RE(3m)	Margin: 0
Probe: BBHA 9120D(1-18GHz)	Polarity: Horizontal
EUT: IP3M-941W/941B	Power: AC 120V/60Hz
Note: Mode1: Transmit 802.11a at 5240 MHz	



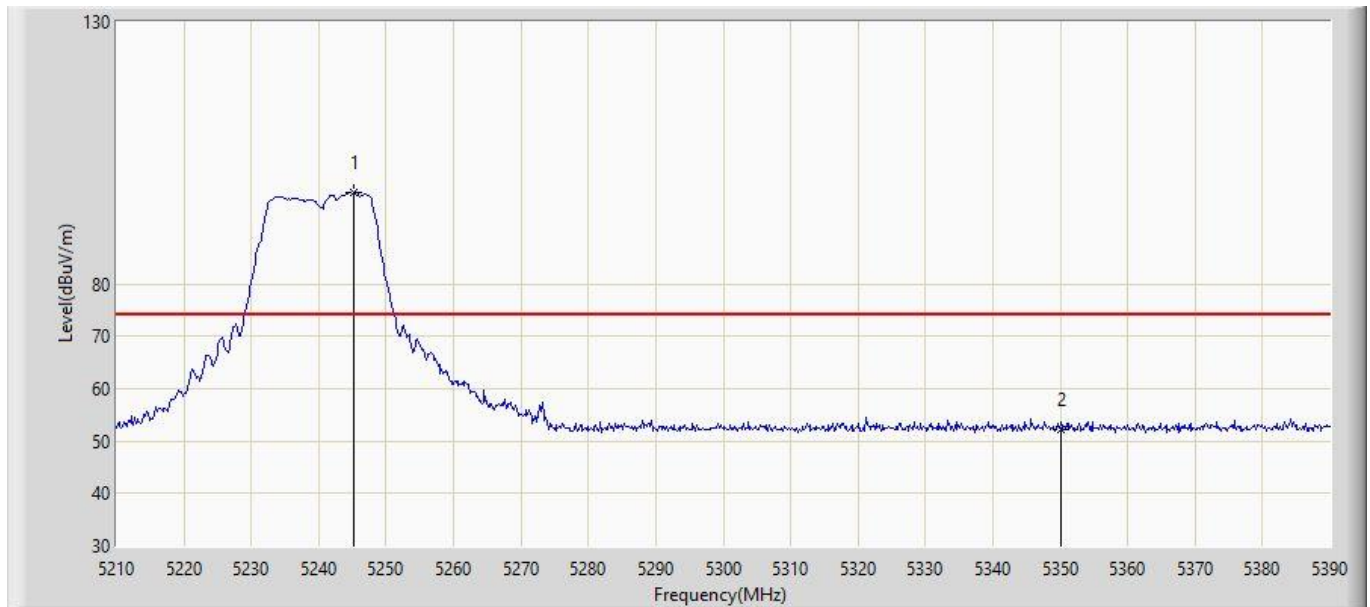
No	Mark	Frequency (MHz)	Measure Level (dBuV/m)	Reading Level (dBuV)	Over Limit (dB)	Limit (dBuV/m)	Factor (dB)	Type
1	*	5246.620	92.146	95.388	N/A	N/A	-3.242	AV
2		5350.000	39.402	42.423	-14.598	54.000	-3.021	AV

Note: Measure Level (dBuV/m) = Reading Level (dBuV) + Factor (dB)

Factor (dB) = Cable Loss (dB) + Antenna Factor (dB/m) - Pre\_Amplifier Gain (dB)



Engineer: Kerry	
Site: AC102	Time: 2016/08/04 - 11:24
Limit: FCC_Part15.209_RE(3m)	Margin: 0
Probe: BBHA 9120D(1-18GHz)	Polarity: Vertical
EUT: IP3M-941W/941B	Power: AC 120V/60Hz
Note: Mode1: Transmit 802.11a at 5240 MHz	



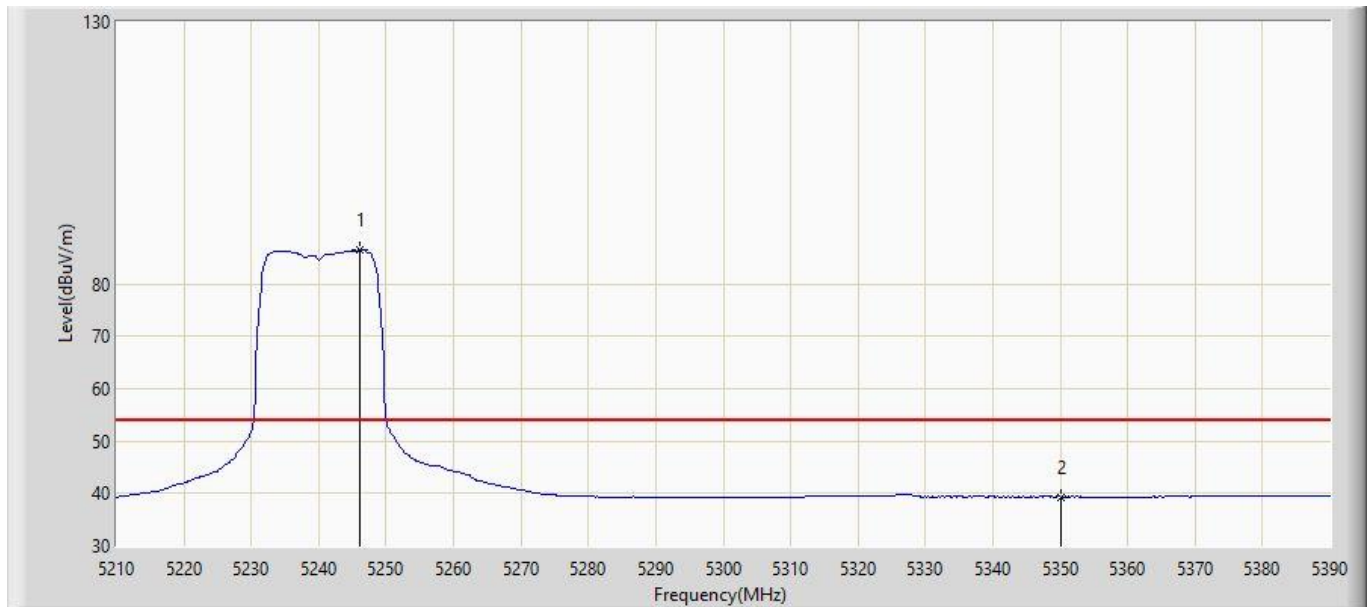
No	Mark	Frequency (MHz)	Measure Level (dBuV/m)	Reading Level (dBuV)	Over Limit (dB)	Limit (dBuV/m)	Factor (dB)	Type
1	*	5245.211	97.292	100.537	N/A	N/A	-3.245	PK
2		5350.000	52.089	55.110	-21.911	74.000	-3.021	PK

Note: Measure Level (dBuV/m) = Reading Level (dBuV) + Factor (dB)

Factor (dB) = Cable Loss (dB) + Antenna Factor (dB/m) - Pre\_Amplifier Gain (dB)



Engineer: Kerry	
Site: AC102	Time: 2016/08/04 - 11:25
Limit: FCC_Part15.209_RE(3m)	Margin: 0
Probe: BBHA 9120D(1-18GHz)	Polarity: Vertical
EUT: IP3M-941W/941B	Power: AC 120V/60Hz
Note: Mode1: Transmit 802.11a at 5240 MHz	



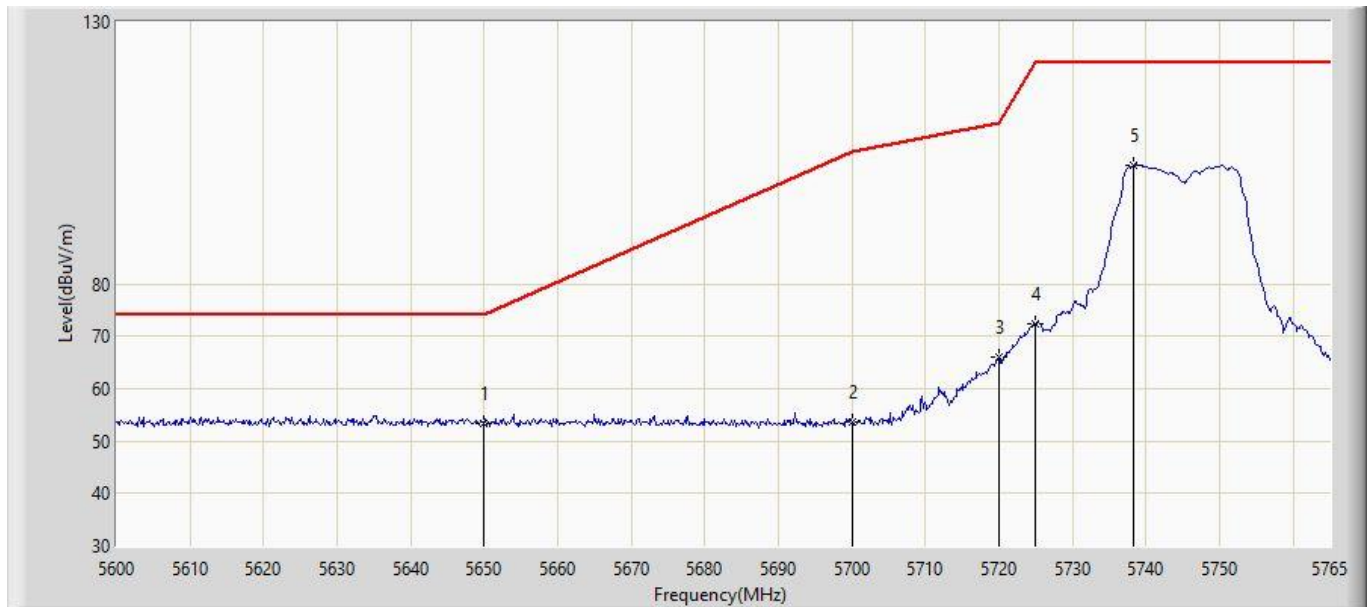
No	Mark	Frequency (MHz)	Measure Level (dBuV/m)	Reading Level (dBuV)	Over Limit (dB)	Limit (dBuV/m)	Factor (dB)	Type
1	*	5246.000	86.449	89.692	N/A	N/A	-3.243	AV
2		5350.000	39.356	42.377	-14.644	54.000	-3.021	AV

Note: Measure Level (dBuV/m) = Reading Level (dBuV) + Factor (dB)

Factor (dB) = Cable Loss (dB) + Antenna Factor (dB/m) - Pre\_Amplifier Gain (dB)



Engineer: Kerry	
Site: AC102	Time: 2016/08/04 - 09:07
Limit: Bandedge-Band3	Margin: 0
Probe: BBHA 9120D(1-18GHz)	Polarity: Horizontal
EUT: IP3M-941W/941B	Power: AC 120V/60Hz
Note: Mode1: Transmit 802.11a at 5745MHz	



No	Mark	Frequency (MHz)	Measure Level (dBuV/m)	Reading Level (dBuV)	Over Limit (dB)	Limit (dBuV/m)	Factor (dB)	Type
1		5650.000	53.445	56.016	-20.555	74.000	-2.571	PK
2		5700.000	53.752	56.280	-51.448	105.200	-2.528	PK
3		5720.000	65.969	68.480	-44.831	110.800	-2.511	PK
4		5725.000	72.370	74.877	-49.830	122.200	-2.507	PK
5	*	5738.270	102.614	105.109	N/A	N/A	-2.495	PK

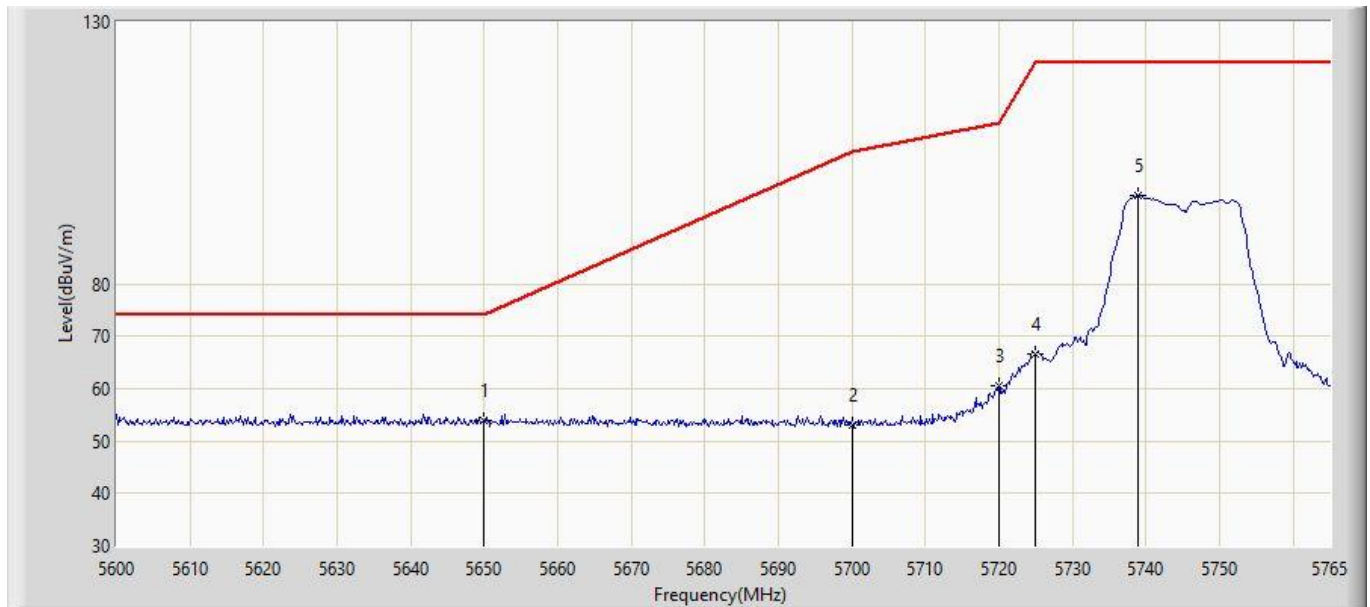
Note: Measure Level (dBuV/m) = Reading Level (dBuV) + Factor (dB)

Factor (dB) = Cable Loss (dB) + Antenna Factor (dB/m) - Pre\_Amplifier Gain (dB)





Engineer: Kerry	
Site: AC102	Time: 2016/08/04 - 09:17
Limit: Bandedge-Band3	Margin: 0
Probe: BBHA 9120D(1-18GHz)	Polarity: Vertical
EUT: IP3M-941W/941B	Power: AC 120V/60Hz
Note: Mode1: Transmit 802.11a at 5745MHz	



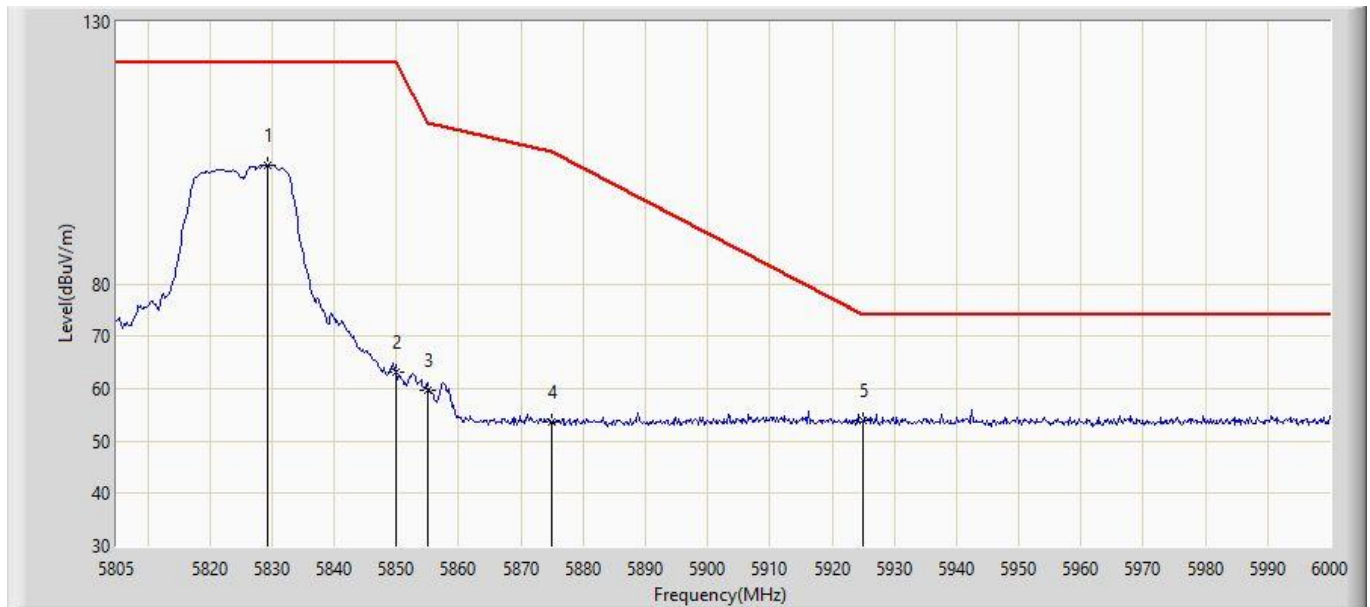
No	Mark	Frequency (MHz)	Measure Level (dBuV/m)	Reading Level (dBuV)	Over Limit (dB)	Limit (dBuV/m)	Factor (dB)	Type
1	*	5650.000	53.883	56.454	-20.117	74.000	-2.571	PK
2		5700.000	53.055	55.583	-52.145	105.200	-2.528	PK
3		5720.000	60.480	62.991	-50.320	110.800	-2.511	PK
4		5725.000	66.715	69.222	-55.485	122.200	-2.507	PK
5		5738.930	96.805	99.300	N/A	N/A	-2.495	PK

Note: Measure Level (dBuV/m) = Reading Level (dBuV) + Factor (dB)

Factor (dB) = Cable Loss (dB) + Antenna Factor (dB/m) - Pre\_Amplifier Gain (dB)



Engineer: Kerry	
Site: AC102	Time: 2016/08/04 - 09:19
Limit: Bandedge-Band3	Margin: 0
Probe: BBHA 9120D(1-18GHz)	Polarity: Horizontal
EUT: IP3M-941W/941B	Power: AC 120V/60Hz
Note: Mode1: Transmit 802.11a at 5825MHz	



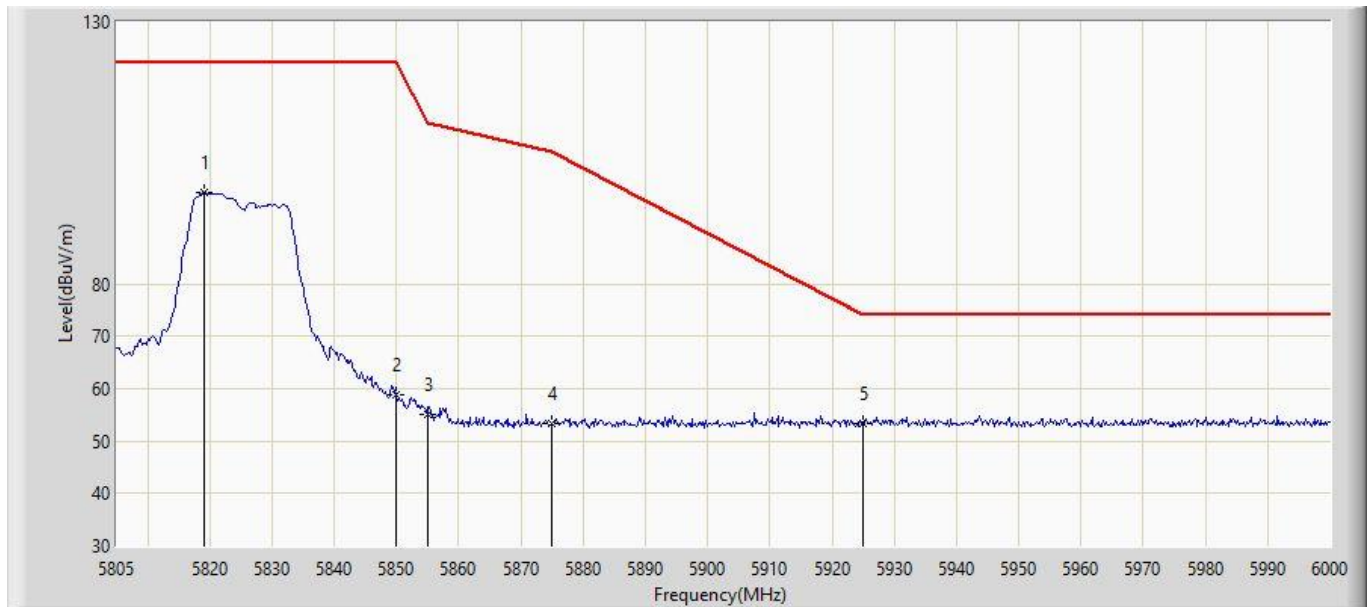
No	Mark	Frequency (MHz)	Measure Level (dBuV/m)	Reading Level (dBuV)	Over Limit (dB)	Limit (dBuV/m)	Factor (dB)	Type
1	*	5829.375	102.664	105.081	N/A	N/A	-2.417	PK
2		5850.000	63.173	65.572	-59.027	122.200	-2.399	PK
3		5855.000	59.679	62.074	-51.121	110.800	-2.395	PK
4		5875.000	53.635	56.013	-51.565	105.200	-2.378	PK
5		5925.000	53.802	56.136	-20.198	74.000	-2.334	PK

Note: Measure Level (dBuV/m) = Reading Level (dBuV) + Factor (dB)

Factor (dB) = Cable Loss (dB) + Antenna Factor (dB/m) - Pre\_Amplifier Gain (dB)



Engineer: Kerry	
Site: AC102	Time: 2016/08/04 - 09:22
Limit: Bandedge-Band3	Margin: 0
Probe: BBHA 9120D(1-18GHz)	Polarity: Vertical
EUT: IP3M-941W/941B	Power: AC 120V/60Hz
Note: Mode1: Transmit 802.11a at 5825MHz	



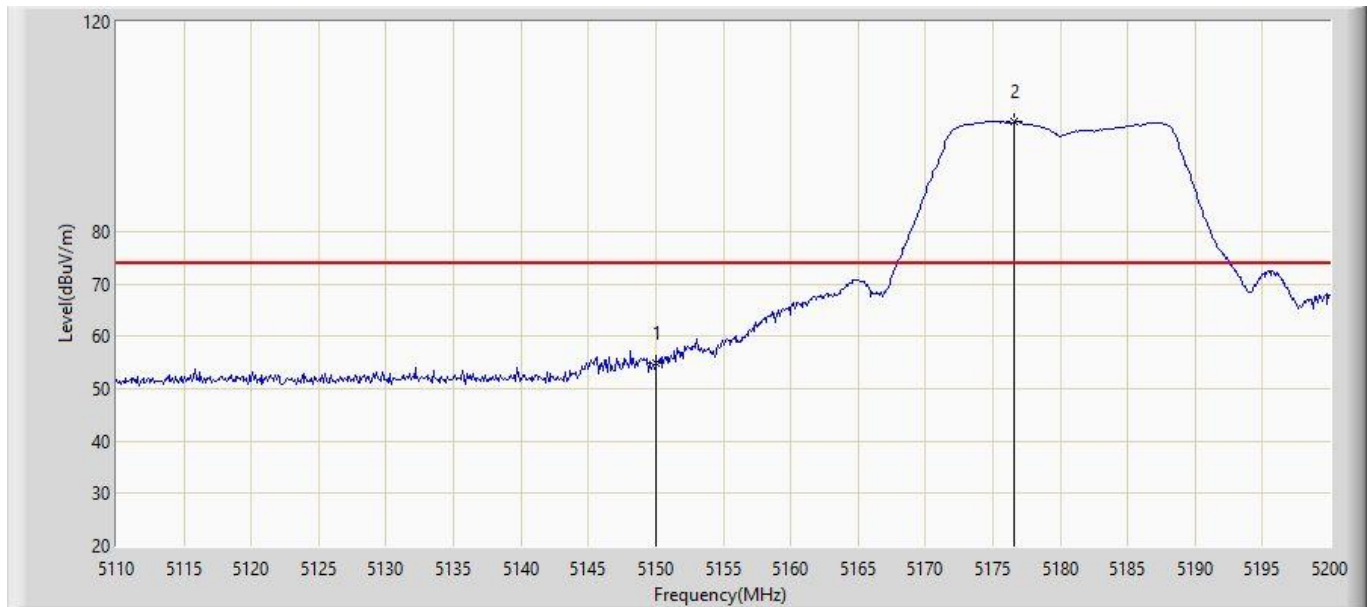
No	Mark	Frequency (MHz)	Measure Level (dBuV/m)	Reading Level (dBuV)	Over Limit (dB)	Limit (dBuV/m)	Factor (dB)	Type
1		5819.040	97.337	99.763	N/A	N/A	-2.426	PK
2		5850.000	58.918	61.317	-63.282	122.200	-2.399	PK
3		5855.000	55.125	57.520	-55.675	110.800	-2.395	PK
4		5875.000	53.475	55.853	-51.725	105.200	-2.378	PK
5	*	5925.000	53.443	55.777	-20.557	74.000	-2.334	PK

Note: Measure Level (dBuV/m) = Reading Level (dBuV) + Factor (dB)

Factor (dB) = Cable Loss (dB) + Antenna Factor (dB/m) - Pre\_Amplifier Gain (dB)



Engineer: Kerry	
Site: AC102	Time: 2016/08/04 - 09:23
Limit: FCC_Part15.209_RE(3m)	Margin: 0
Probe: BBHA 9120D(1-18GHz)	Polarity: Horizontal
EUT: IP3M-941W/941B	Power: AC 120V/60Hz
Note: Mode2: Transmit 802.11n20 at 5180 MHz	



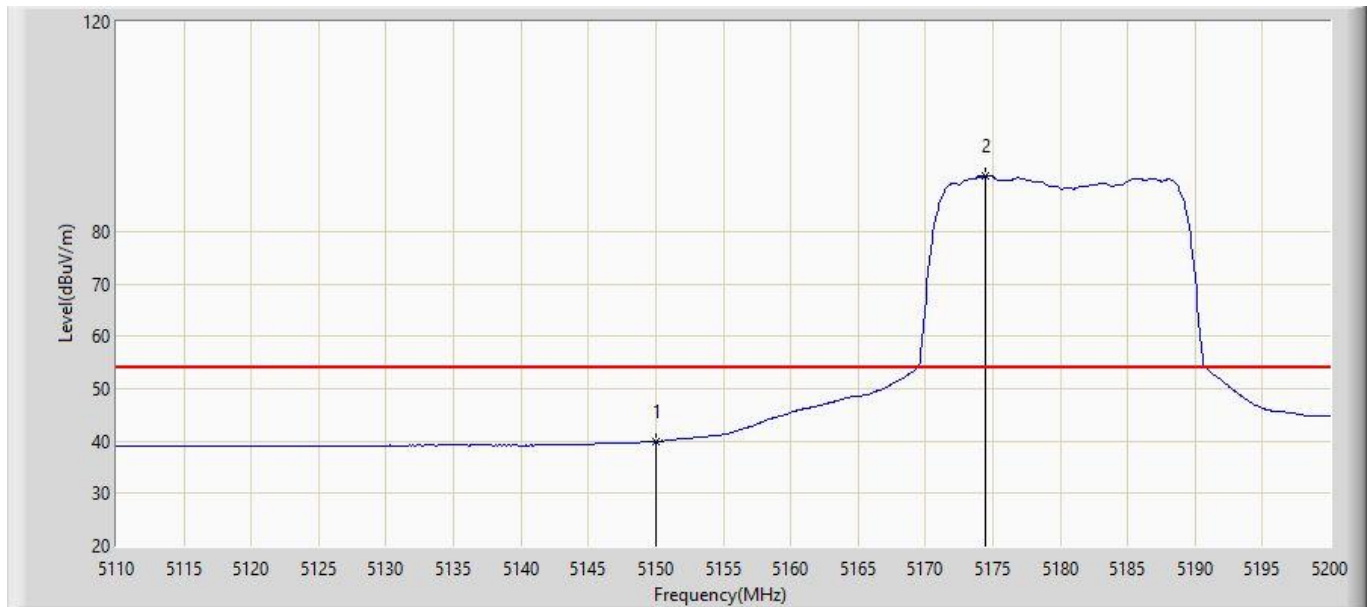
No	Mark	Frequency (MHz)	Measure Level (dBuV/m)	Reading Level (dBuV)	Over Limit (dB)	Limit (dBuV/m)	Factor (dB)	Type
1		5150.000	54.773	58.222	-19.227	74.000	-3.449	PK
2	*	5176.600	100.965	104.357	N/A	N/A	-3.392	PK

Note: Measure Level (dBuV/m) = Reading Level (dBuV) + Factor (dB)

Factor (dB) = Cable Loss (dB) + Antenna Factor (dB/m) - Pre\_Amplifier Gain (dB)



Engineer: Kerry	
Site: AC102	Time: 2016/08/04 - 09:29
Limit: FCC_Part15.209_RE(3m)	Margin: 0
Probe: BBHA 9120D(1-18GHz)	Polarity: Horizontal
EUT: IP3M-941W/941B	Power: AC 120V/60Hz
Note: Mode2: Transmit 802.11n20 at 5180 MHz	



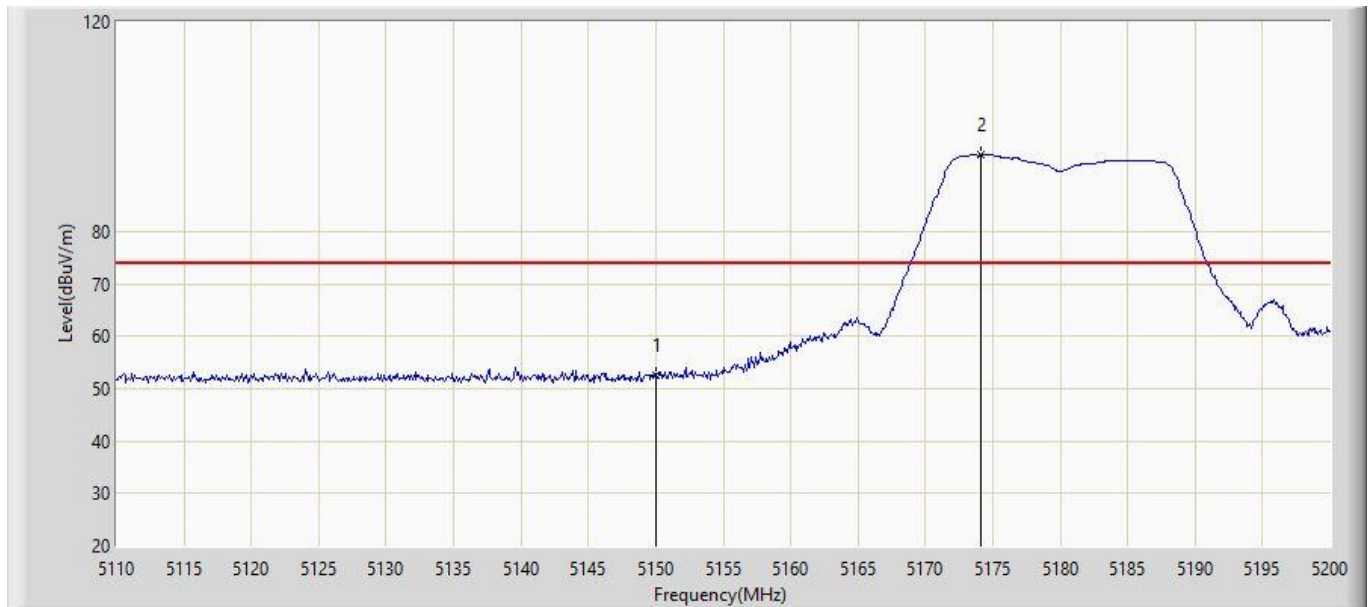
No	Mark	Frequency (MHz)	Measure Level (dBuV/m)	Reading Level (dBuV)	Over Limit (dB)	Limit (dBuV/m)	Factor (dB)	Type
1		5150.000	39.922	43.371	-14.078	54.000	-3.449	AV
2	*	5174.440	90.519	93.916	N/A	N/A	-3.397	AV

Note: Measure Level (dBuV/m) = Reading Level (dBuV) + Factor (dB)

Factor (dB) = Cable Loss (dB) + Antenna Factor (dB/m) - Pre\_Amplifier Gain (dB)



Engineer: Kerry	
Site: AC102	Time: 2016/08/04 - 09:33
Limit: FCC_Part15.209_RE(3m)	Margin: 0
Probe: BBHA 9120D(1-18GHz)	Polarity: Vertical
EUT: IP3M-941W/941B	Power: AC 120V/60Hz
Note: Mode2: Transmit 802.11n20 at 5180 MHz	



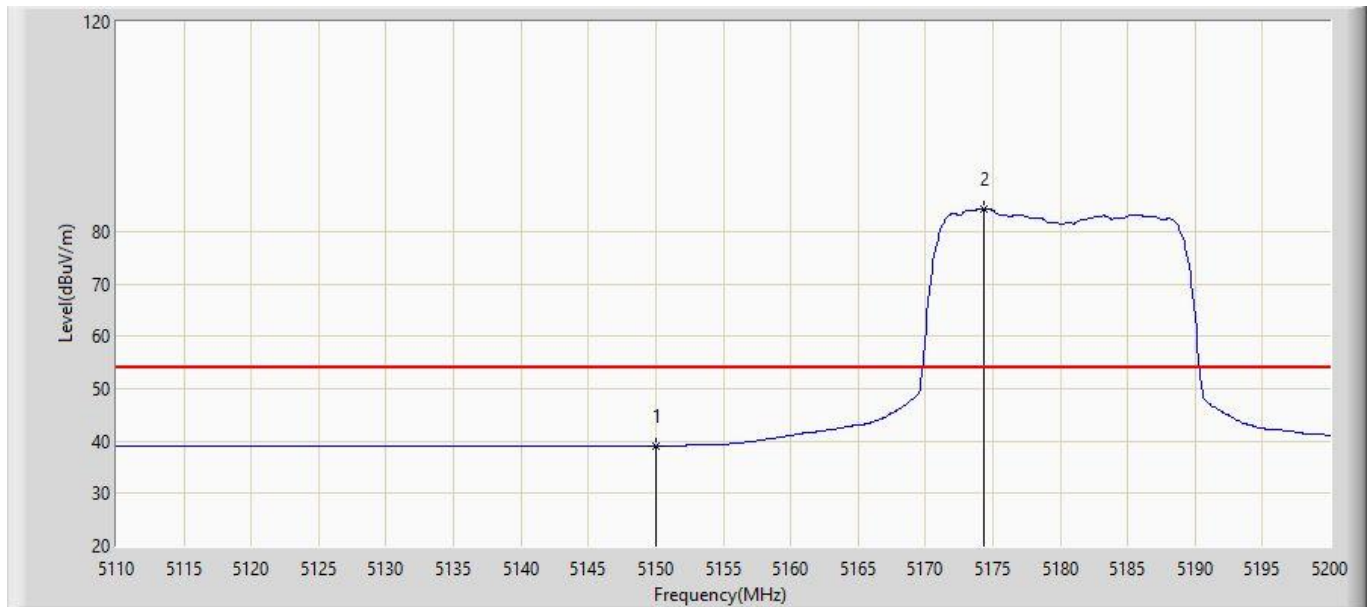
No	Mark	Frequency (MHz)	Measure Level (dBuV/m)	Reading Level (dBuV)	Over Limit (dB)	Limit (dBuV/m)	Factor (dB)	Type
1		5150.000	52.629	56.078	-21.371	74.000	-3.449	PK
2	*	5174.080	94.576	97.974	N/A	N/A	-3.398	PK

Note: Measure Level (dBuV/m) = Reading Level (dBuV) + Factor (dB)

Factor (dB) = Cable Loss (dB) + Antenna Factor (dB/m) - Pre\_Amplifier Gain (dB)



Engineer: Kerry	
Site: AC102	Time: 2016/08/04 - 09:33
Limit: FCC_Part15.209_RE(3m)	Margin: 0
Probe: BBHA 9120D(1-18GHz)	Polarity: Vertical
EUT: IP3M-941W/941B	Power: AC 120V/60Hz
Note: Mode2: Transmit 802.11n20 at 5180 MHz	



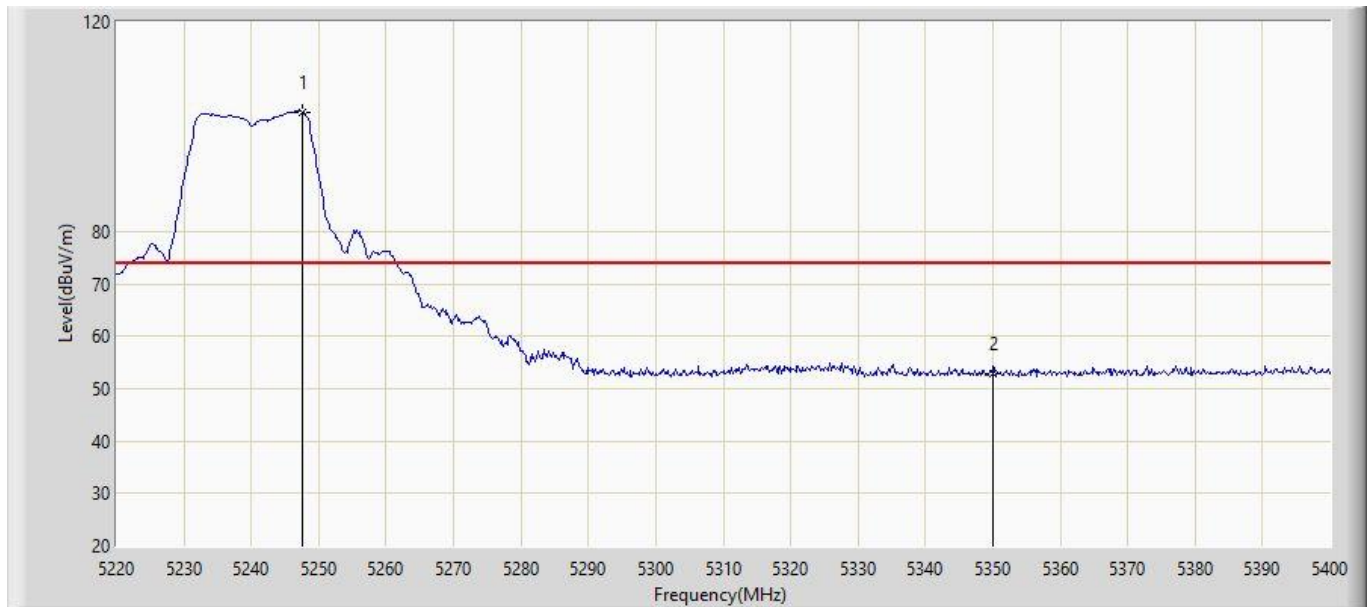
No	Mark	Frequency (MHz)	Measure Level (dBuV/m)	Reading Level (dBuV)	Over Limit (dB)	Limit (dBuV/m)	Factor (dB)	Type
1		5150.000	39.040	42.489	-14.960	54.000	-3.449	AV
2	*	5174.350	84.279	87.676	N/A	N/A	-3.397	AV

Note: Measure Level (dBuV/m) = Reading Level (dBuV) + Factor (dB)

Factor (dB) = Cable Loss (dB) + Antenna Factor (dB/m) - Pre\_Amplifier Gain (dB)



Engineer: Kerry	
Site: AC102	Time: 2016/08/04 - 09:40
Limit: FCC_Part15.209_RE(3m)	Margin: 0
Probe: BBHA 9120D(1-18GHz)	Polarity: Horizontal
EUT: IP3M-941W/941B	Power: AC 120V/60Hz
Note: Mode2: Transmit 802.11n20 at 5240 MHz	



No	Mark	Frequency (MHz)	Measure Level (dBuV/m)	Reading Level (dBuV)	Over Limit (dB)	Limit (dBuV/m)	Factor (dB)	Type
1	*	5247.540	102.803	106.043	N/A	N/A	-3.240	PK
2		5350.000	52.979	56.000	-21.021	74.000	-3.021	PK

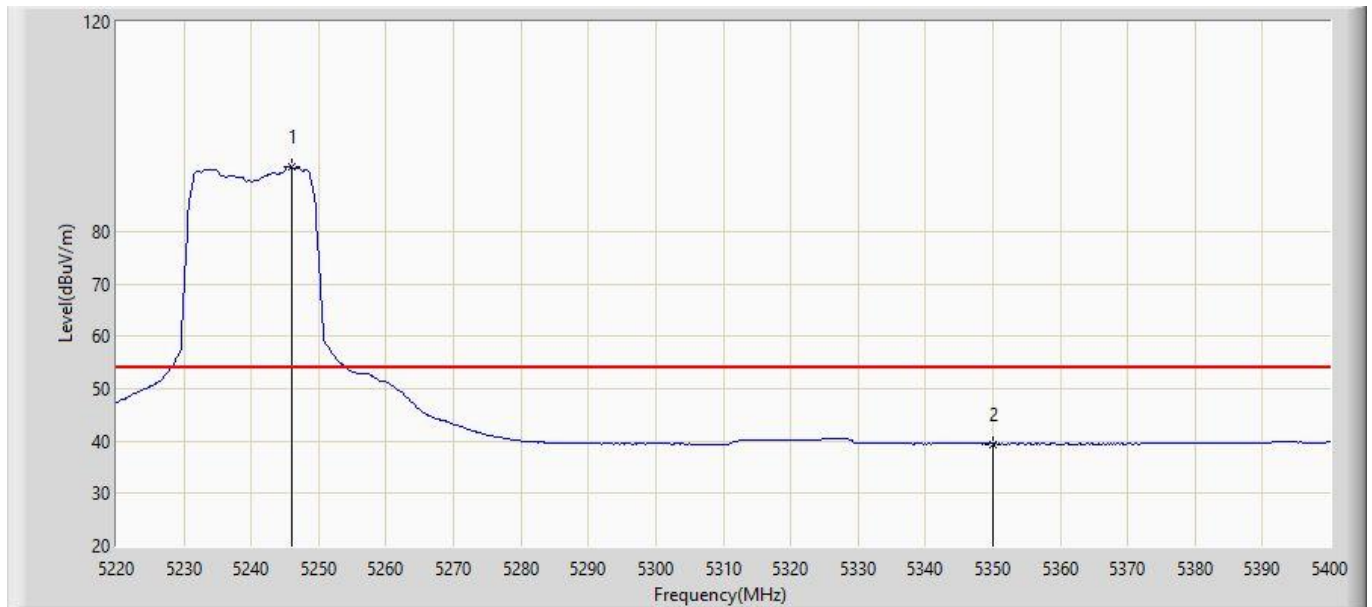
Note: Measure Level (dBuV/m) = Reading Level (dBuV) + Factor (dB)

Factor (dB) = Cable Loss (dB) + Antenna Factor (dB/m) - Pre\_Amplifier Gain (dB)





Engineer: Kerry	
Site: AC102	Time: 2016/08/04 - 09:53
Limit: FCC_Part15.209_RE(3m)	Margin: 0
Probe: BBHA 9120D(1-18GHz)	Polarity: Horizontal
EUT: IP3M-941W/941B	Power: AC 120V/60Hz
Note: Mode2: Transmit 802.11n20 at 5240 MHz	



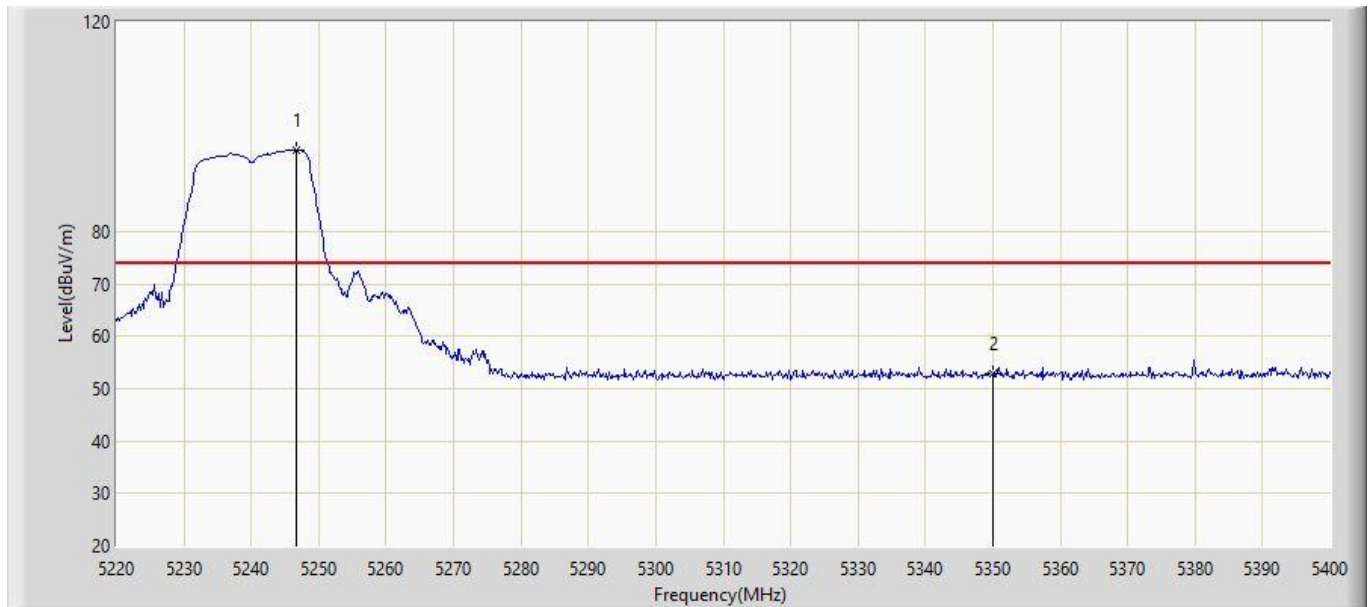
No	Mark	Frequency (MHz)	Measure Level (dBuV/m)	Reading Level (dBuV)	Over Limit (dB)	Limit (dBuV/m)	Factor (dB)	Type
1	*	5245.920	92.237	95.481	N/A	N/A	-3.244	AV
2		5350.000	39.452	42.473	-14.548	54.000	-3.021	AV

Note: Measure Level (dBuV/m) = Reading Level (dBuV) + Factor (dB)

Factor (dB) = Cable Loss (dB) + Antenna Factor (dB/m) - Pre\_Amplifier Gain (dB)



Engineer: Kerry	
Site: AC102	Time: 2016/08/04 - 09:53
Limit: FCC_Part15.209_RE(3m)	Margin: 0
Probe: BBHA 9120D(1-18GHz)	Polarity: Vertical
EUT: IP3M-941W/941B	Power: AC 120V/60Hz
Note: Mode2: Transmit 802.11n20 at 5240 MHz	



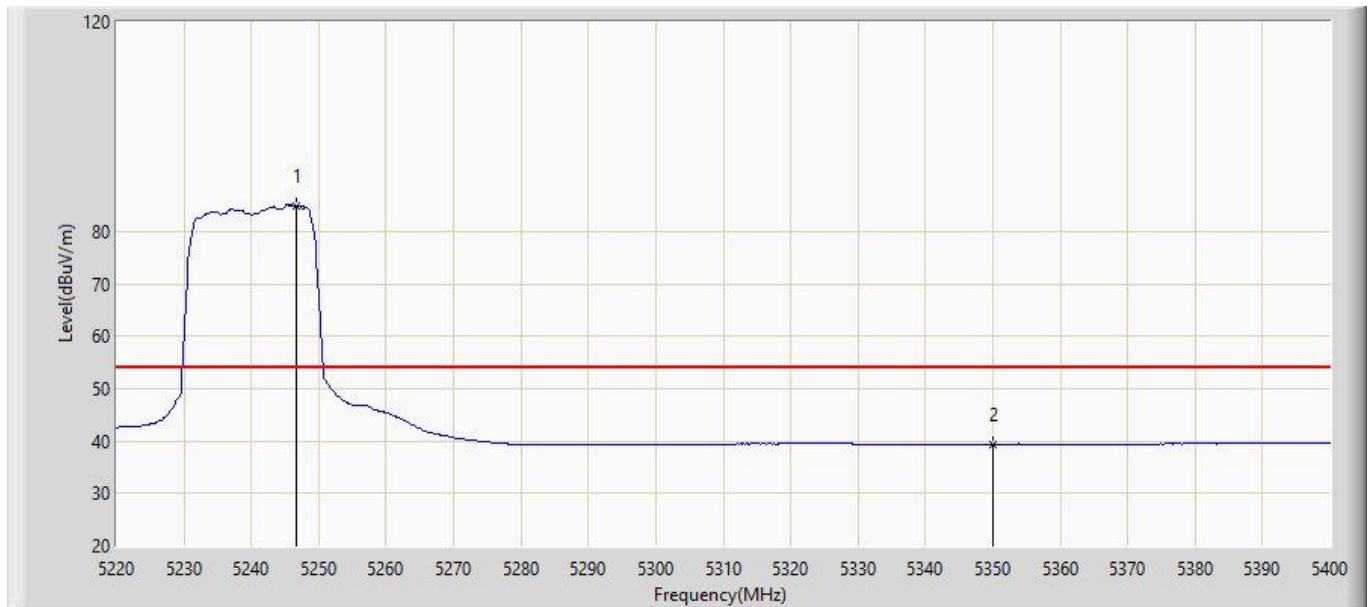
No	Mark	Frequency (MHz)	Measure Level (dBuV/m)	Reading Level (dBuV)	Over Limit (dB)	Limit (dBuV/m)	Factor (dB)	Type
1	*	5246.640	95.593	98.835	N/A	N/A	-3.242	PK
2		5350.000	52.803	55.824	-21.197	74.000	-3.021	PK

Note: Measure Level (dBuV/m) = Reading Level (dBuV) + Factor (dB)

Factor (dB) = Cable Loss (dB) + Antenna Factor (dB/m) - Pre\_Amplifier Gain (dB)



Engineer: Kerry	
Site: AC102	Time: 2016/08/04 - 09:55
Limit: FCC_Part15.209_RE(3m)	Margin: 0
Probe: BBHA 9120D(1-18GHz)	Polarity: Vertical
EUT: IP3M-941W/941B	Power: AC 120V/60Hz
Note: Mode2: Transmit 802.11n20 at 5240 MHz	



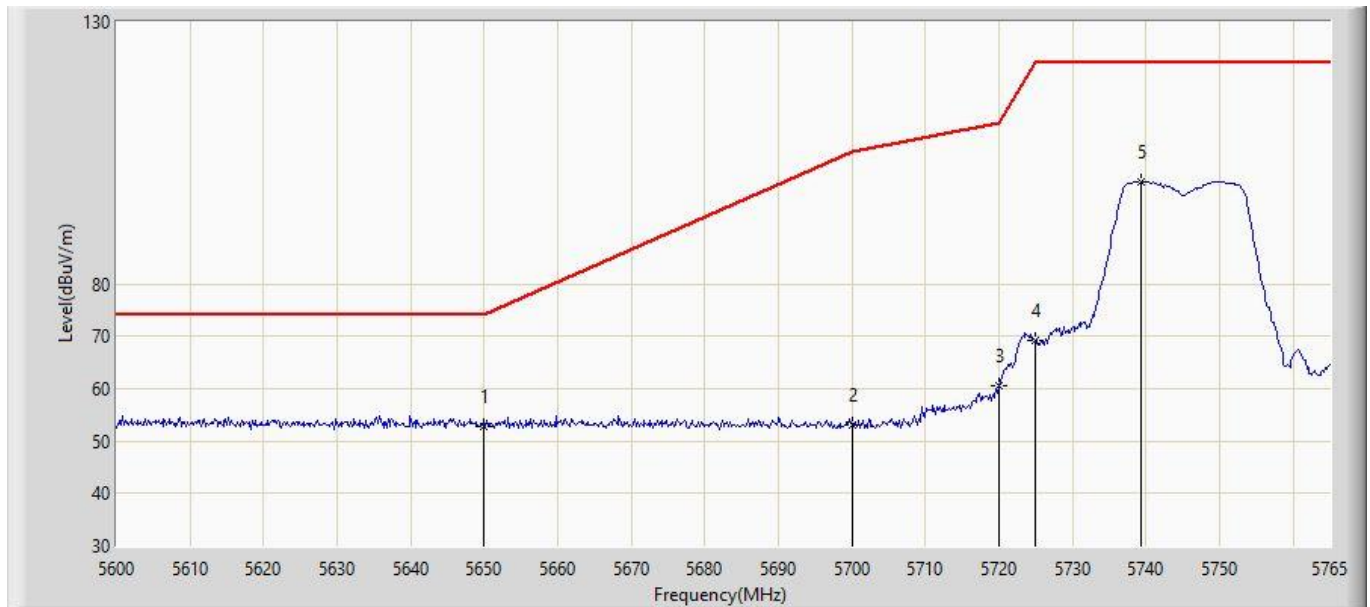
No	Mark	Frequency (MHz)	Measure Level (dBuV/m)	Reading Level (dBuV)	Over Limit (dB)	Limit (dBuV/m)	Factor (dB)	Type
1	*	5246.640	84.916	88.158	N/A	N/A	-3.242	AV
2		5350.000	39.380	42.401	-14.620	54.000	-3.021	AV

Note: Measure Level (dBuV/m) = Reading Level (dBuV) + Factor (dB)

Factor (dB) = Cable Loss (dB) + Antenna Factor (dB/m) - Pre\_Amplifier Gain (dB)



Engineer: Kerry	
Site: AC102	Time: 2016/08/04 - 09:56
Limit: Bandedge-Band3	Margin: 0
Probe: BBHA 9120D(1-18GHz)	Polarity: Horizontal
EUT: IP3M-941W/941B	Power: AC 120V/60Hz
Note: Mode2: Transmit 802.11n20 at 5745 MHz	



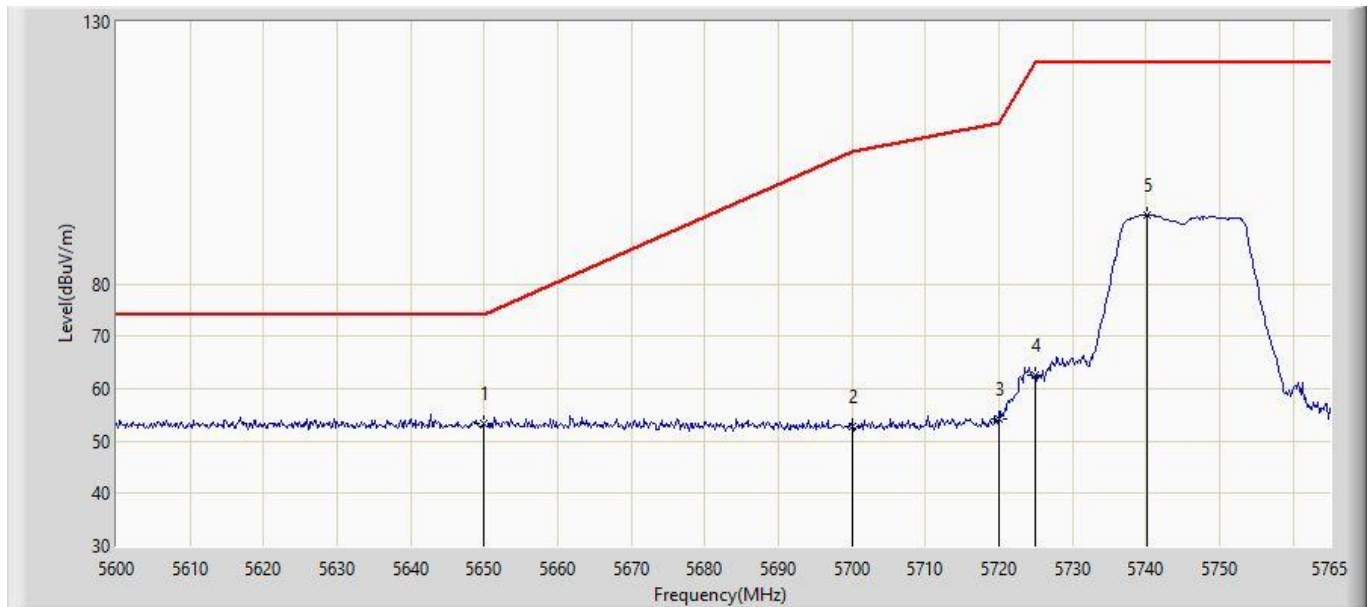
No	Mark	Frequency (MHz)	Measure Level (dBuV/m)	Reading Level (dBuV)	Over Limit (dB)	Limit (dBuV/m)	Factor (dB)	Type
1	*	5650.000	52.798	55.369	-21.202	74.000	-2.571	PK
2		5700.000	52.993	55.521	-52.207	105.200	-2.528	PK
3		5720.000	60.634	63.145	-50.166	110.800	-2.511	PK
4		5725.000	69.196	71.703	-53.004	122.200	-2.507	PK
5		5739.260	99.519	102.013	N/A	N/A	-2.494	PK

Note: Measure Level (dBuV/m) = Reading Level (dBuV) + Factor (dB)

Factor (dB) = Cable Loss (dB) + Antenna Factor (dB/m) - Pre\_Amplifier Gain (dB)



Engineer: Kerry	
Site: AC102	Time: 2016/08/04 - 09:59
Limit: Bandedge-Band3	Margin: 0
Probe: BBHA 9120D(1-18GHz)	Polarity: Vertical
EUT: IP3M-941W/941B	Power: AC 120V/60Hz
Note: Mode2: Transmit 802.11n20 at 5745 MHz	



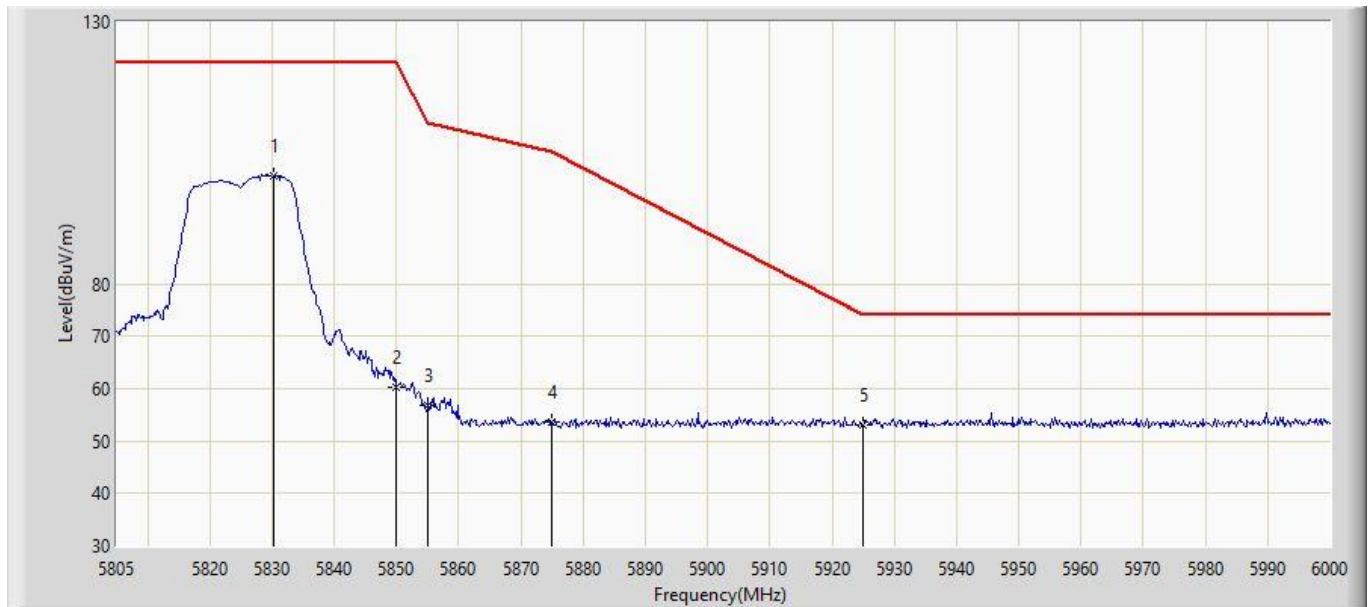
No	Mark	Frequency (MHz)	Measure Level (dBuV/m)	Reading Level (dBuV)	Over Limit (dB)	Limit (dBuV/m)	Factor (dB)	Type
1	*	5650.000	53.459	56.030	-20.541	74.000	-2.571	PK
2		5700.000	52.822	55.350	-52.378	105.200	-2.528	PK
3		5720.000	54.337	56.848	-56.463	110.800	-2.511	PK
4		5725.000	62.529	65.036	-59.671	122.200	-2.507	PK
5		5740.085	93.252	95.746	N/A	N/A	-2.494	PK

Note: Measure Level (dBuV/m) = Reading Level (dBuV) + Factor (dB)

Factor (dB) = Cable Loss (dB) + Antenna Factor (dB/m) - Pre\_Amplifier Gain (dB)



Engineer: Kerry	
Site: AC102	Time: 2016/08/04 - 10:03
Limit: Bandedge-Band3	Margin: 0
Probe: BBHA 9120D(1-18GHz)	Polarity: Horizontal
EUT: IP3M-941W/941B	Power: AC 120V/60Hz
Note: Mode2: Transmit 802.11n20 at 5825 MHz	



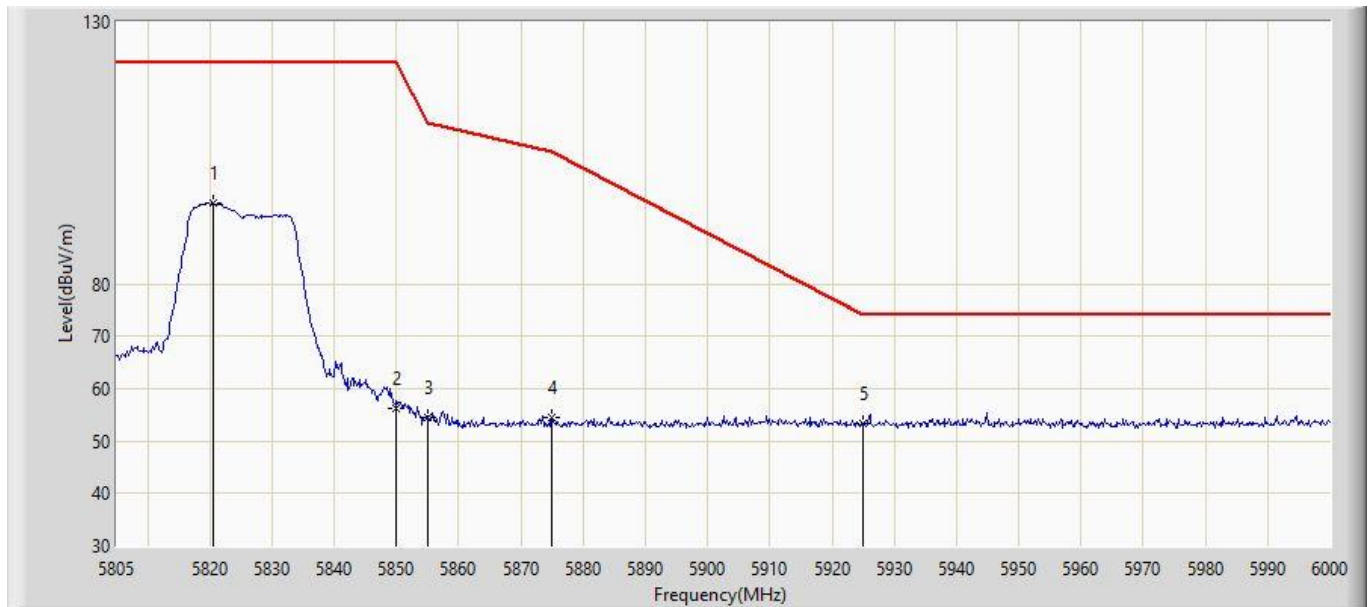
No	Mark	Frequency (MHz)	Measure Level (dBuV/m)	Reading Level (dBuV)	Over Limit (dB)	Limit (dBuV/m)	Factor (dB)	Type
1		5830.329	100.597	103.013	N/A	N/A	-2.416	PK
2		5850.000	60.269	62.668	-61.931	122.200	-2.399	PK
3		5855.000	56.767	59.162	-54.033	110.800	-2.395	PK
4		5875.000	53.674	56.052	-51.526	105.200	-2.378	PK
5	*	5925.000	53.168	55.502	-20.832	74.000	-2.334	PK

Note: Measure Level (dBuV/m) = Reading Level (dBuV) + Factor (dB)

Factor (dB) = Cable Loss (dB) + Antenna Factor (dB/m) - Pre\_Amplifier Gain (dB)



Engineer: Kerry	
Site: AC102	Time: 2016/08/04 - 10:04
Limit: Bandedge-Band3	Margin: 0
Probe: BBHA 9120D(1-18GHz)	Polarity: Vertical
EUT: IP3M-941W/941B	Power: AC 120V/60Hz
Note: Mode2: Transmit 802.11n20 at 5825 MHz	



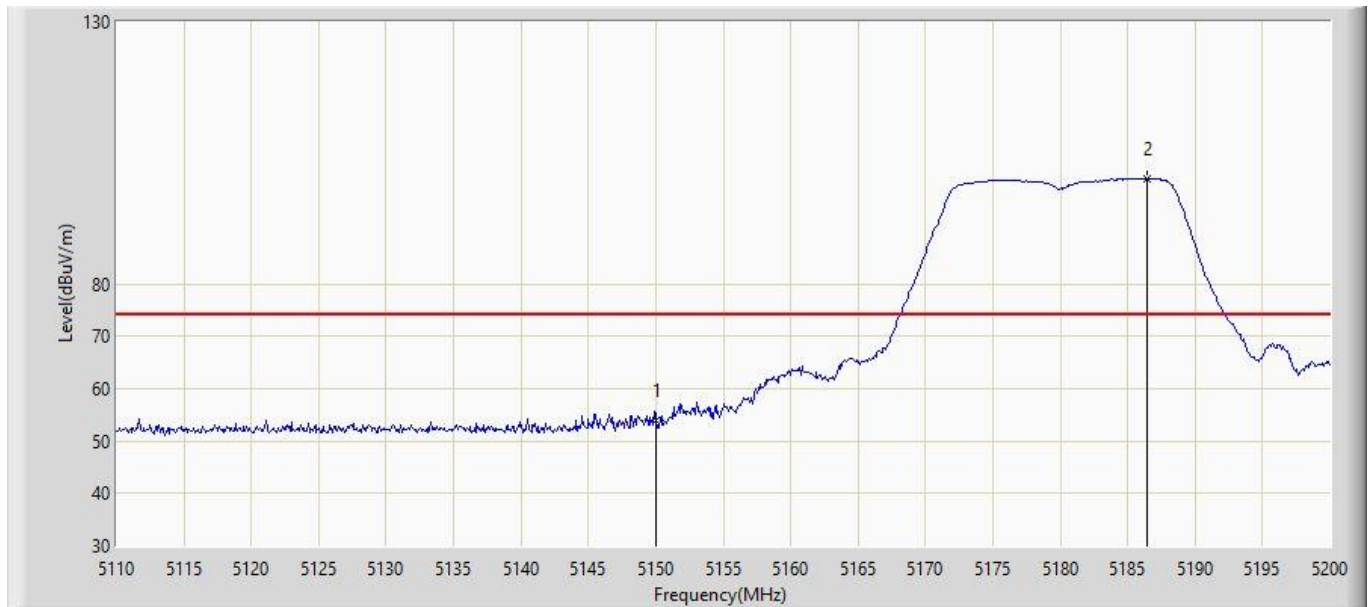
No	Mark	Frequency (MHz)	Measure Level (dBuV/m)	Reading Level (dBuV)	Over Limit (dB)	Limit (dBuV/m)	Factor (dB)	Type
1		5820.563	95.290	97.715	N/A	N/A	-2.425	PK
2		5850.000	56.272	58.671	-65.928	122.200	-2.399	PK
3		5855.000	54.556	56.951	-56.244	110.800	-2.395	PK
4		5875.000	54.475	56.853	-50.725	105.200	-2.378	PK
5	*	5925.000	53.223	55.557	-20.777	74.000	-2.334	PK

Note: Measure Level (dBuV/m) = Reading Level (dBuV) + Factor (dB)

Factor (dB) = Cable Loss (dB) + Antenna Factor (dB/m) - Pre\_Amplifier Gain (dB)



Engineer: Kerry	
Site: AC102	Time: 2016/08/04 - 10:08
Limit: FCC_Part15.209_RE(3m)	Margin: 0
Probe: BBHA 9120D(1-18GHz)	Polarity: Horizontal
EUT: IP3M-941W/941B	Power: AC 120V/60Hz
Note: Mode3: Transmit 802.11ac20 at 5180 MHz	



No	Mark	Frequency (MHz)	Measure Level (dBuV/m)	Reading Level (dBuV)	Over Limit (dB)	Limit (dBuV/m)	Factor (dB)	Type
1		5150.000	53.817	57.266	-20.183	74.000	-3.449	PK
2	*	5186.410	100.072	103.443	N/A	N/A	-3.371	PK

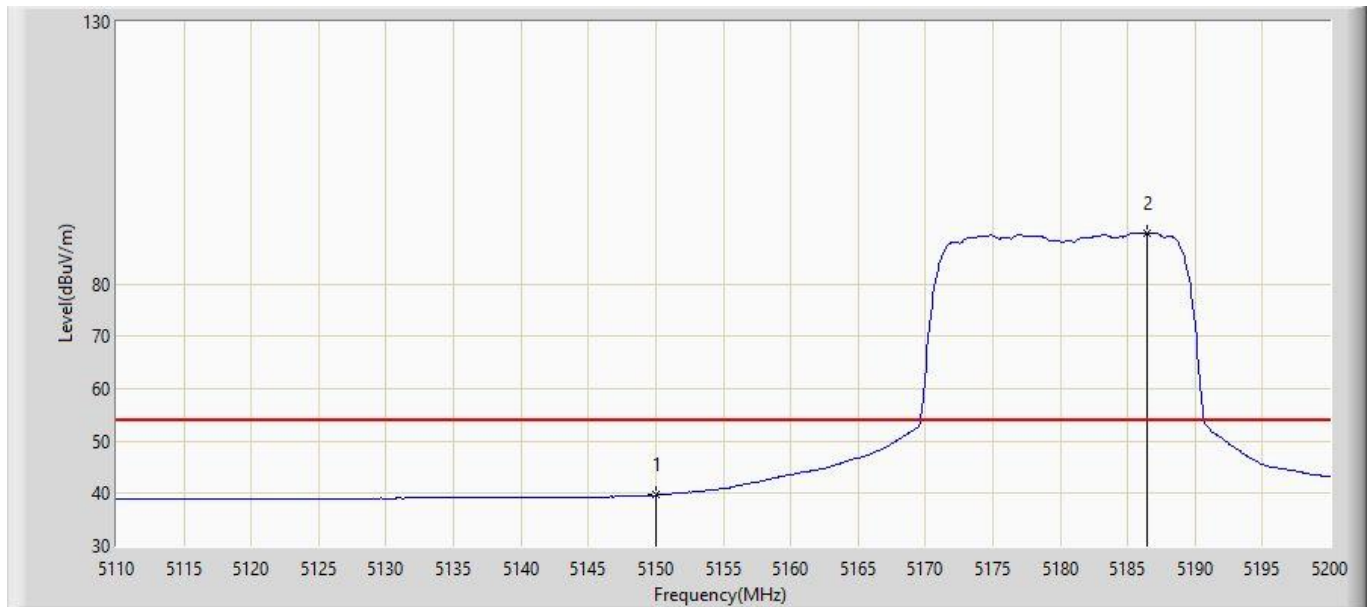
Note: Measure Level (dBuV/m) = Reading Level (dBuV) + Factor (dB)

Factor (dB) = Cable Loss (dB) + Antenna Factor (dB/m) - Pre\_Amplifier Gain (dB)





Engineer: Kerry	
Site: AC102	Time: 2016/08/04 - 10:09
Limit: FCC_Part15.209_RE(3m)	Margin: 0
Probe: BBHA 9120D(1-18GHz)	Polarity: Horizontal
EUT: IP3M-941W/941B	Power: AC 120V/60Hz
Note: Mode3: Transmit 802.11ac20 at 5180 MHz	



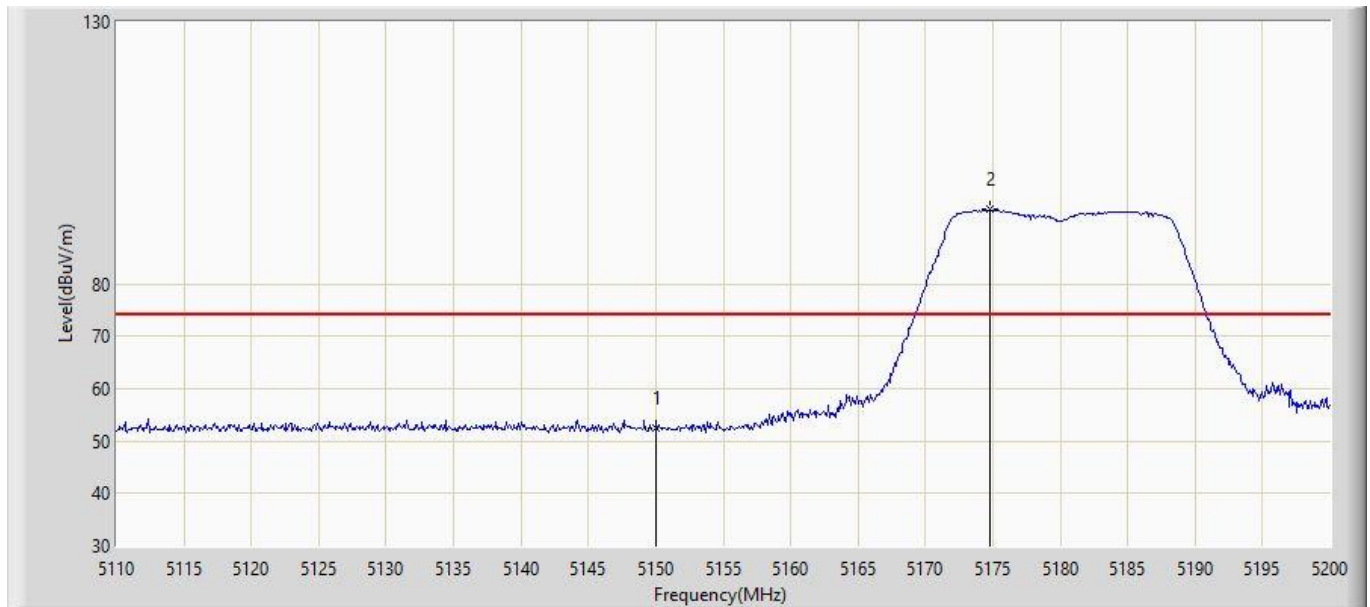
No	Mark	Frequency (MHz)	Measure Level (dBuV/m)	Reading Level (dBuV)	Over Limit (dB)	Limit (dBuV/m)	Factor (dB)	Type
1		5150.000	39.655	43.104	-14.345	54.000	-3.449	AV
2	*	5186.410	89.563	92.934	N/A	N/A	-3.371	AV

Note: Measure Level (dBuV/m) = Reading Level (dBuV) + Factor (dB)

Factor (dB) = Cable Loss (dB) + Antenna Factor (dB/m) - Pre\_Amplifier Gain (dB)



Engineer: Kerry	
Site: AC102	Time: 2016/08/04 - 10:10
Limit: FCC_Part15.209_RE(3m)	Margin: 0
Probe: BBHA 9120D(1-18GHz)	Polarity: Vertical
EUT: IP3M-941W/941B	Power: AC 120V/60Hz
Note: Mode3: Transmit 802.11ac20 at 5180 MHz	



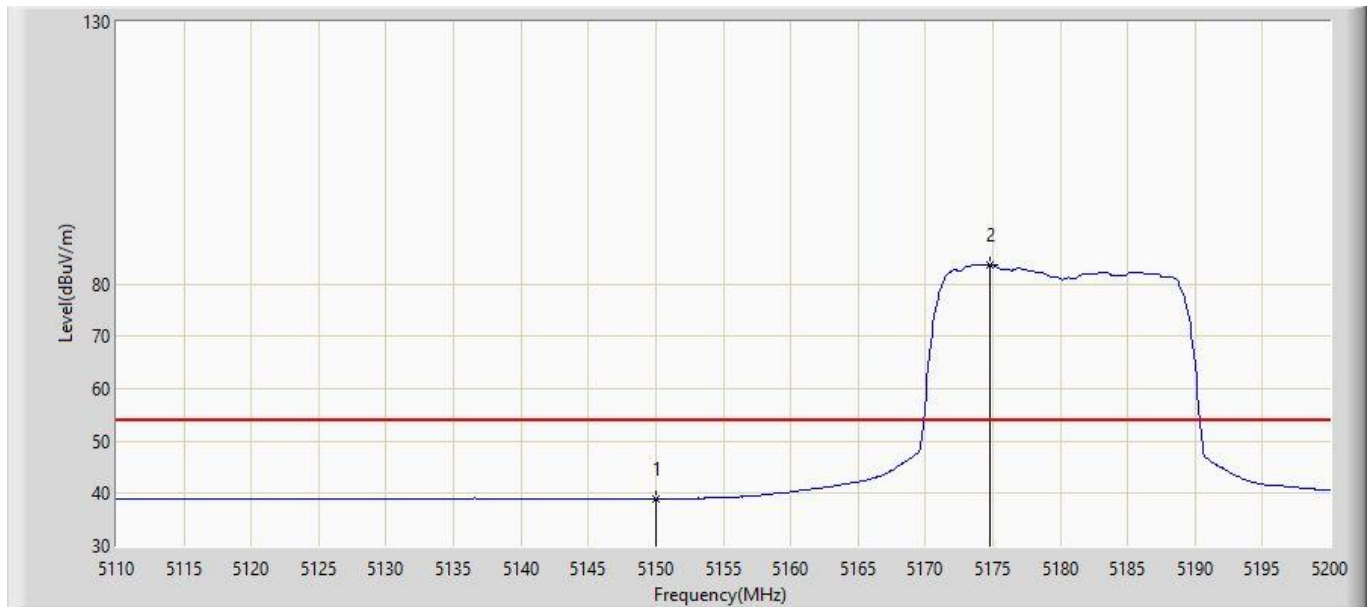
No	Mark	Frequency (MHz)	Measure Level (dBuV/m)	Reading Level (dBuV)	Over Limit (dB)	Limit (dBuV/m)	Factor (dB)	Type
1		5150.000	52.418	55.867	-21.582	74.000	-3.449	PK
2	*	5174.800	94.140	97.536	N/A	N/A	-3.396	PK

Note: Measure Level (dBuV/m) = Reading Level (dBuV) + Factor (dB)

Factor (dB) = Cable Loss (dB) + Antenna Factor (dB/m) - Pre\_Amplifier Gain (dB)



Engineer: Kerry	
Site: AC102	Time: 2016/08/04 - 10:12
Limit: FCC_Part15.209_RE(3m)	Margin: 0
Probe: BBHA 9120D(1-18GHz)	Polarity: Vertical
EUT: IP3M-941W/941B	Power: AC 120V/60Hz
Note: Mode3: Transmit 802.11ac20 at 5180 MHz	



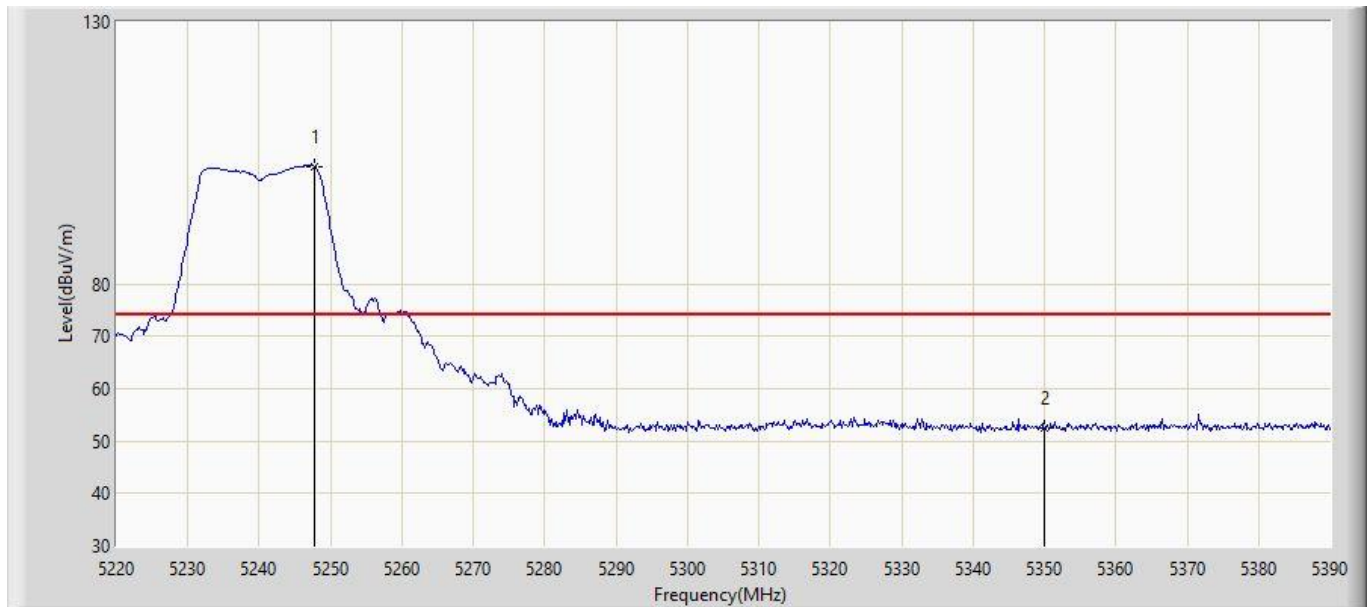
No	Mark	Frequency (MHz)	Measure Level (dBuV/m)	Reading Level (dBuV)	Over Limit (dB)	Limit (dBuV/m)	Factor (dB)	Type
1		5150.000	38.928	42.377	-15.072	54.000	-3.449	AV
2	*	5174.800	83.657	87.053	N/A	N/A	-3.396	AV

Note: Measure Level (dBuV/m) = Reading Level (dBuV) + Factor (dB)

Factor (dB) = Cable Loss (dB) + Antenna Factor (dB/m) - Pre\_Amplifier Gain (dB)



Engineer: Kerry	
Site: AC102	Time: 2016/08/04 - 10:13
Limit: FCC_Part15.209_RE(3m)	Margin: 0
Probe: BBHA 9120D(1-18GHz)	Polarity: Horizontal
EUT: IP3M-941W/941B	Power: AC 120V/60Hz
Note: Mode3: Transmit 802.11ac20 at 5240 MHz	



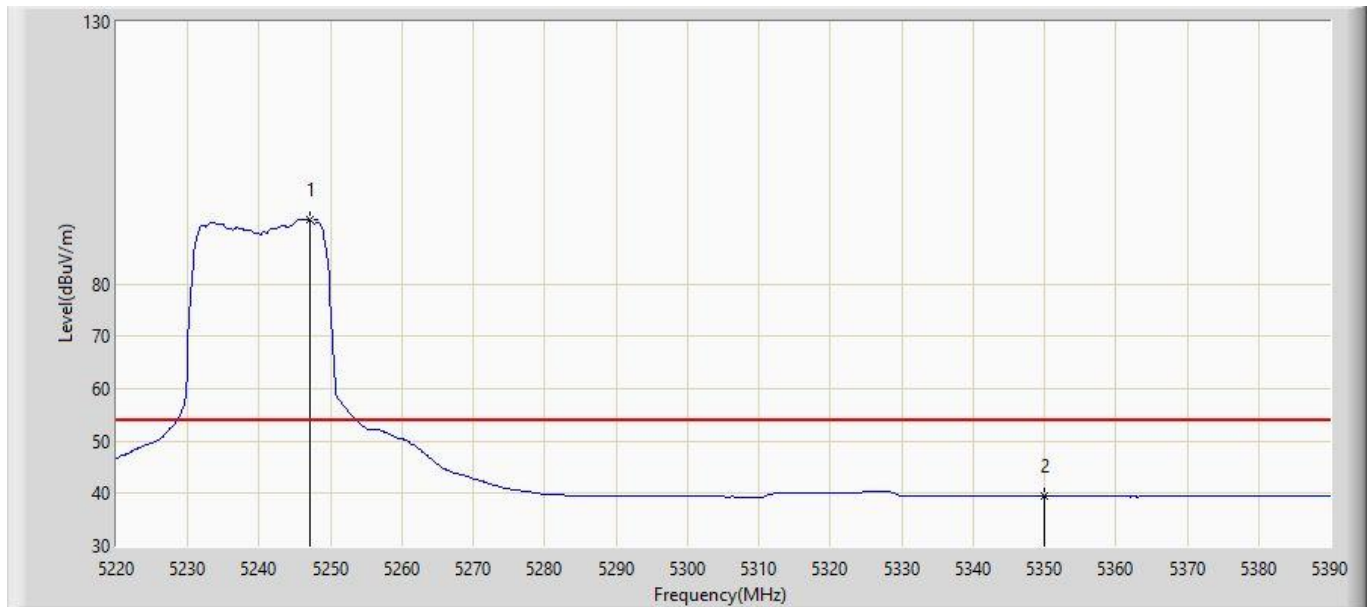
No	Mark	Frequency (MHz)	Measure Level (dBuV/m)	Reading Level (dBuV)	Over Limit (dB)	Limit (dBuV/m)	Factor (dB)	Type
1	*	5247.668	102.465	105.705	N/A	N/A	-3.240	PK
2		5350.000	52.419	55.440	-21.581	74.000	-3.021	PK

Note: Measure Level (dBuV/m) = Reading Level (dBuV) + Factor (dB)

Factor (dB) = Cable Loss (dB) + Antenna Factor (dB/m) - Pre\_Amplifier Gain (dB)



Engineer: Kerry	
Site: AC102	Time: 2016/08/04 - 10:14
Limit: FCC_Part15.209_RE(3m)	Margin: 0
Probe: BBHA 9120D(1-18GHz)	Polarity: Horizontal
EUT: IP3M-941W/941B	Power: AC 120V/60Hz
Note: Mode3: Transmit 802.11ac20 at 5240 MHz	



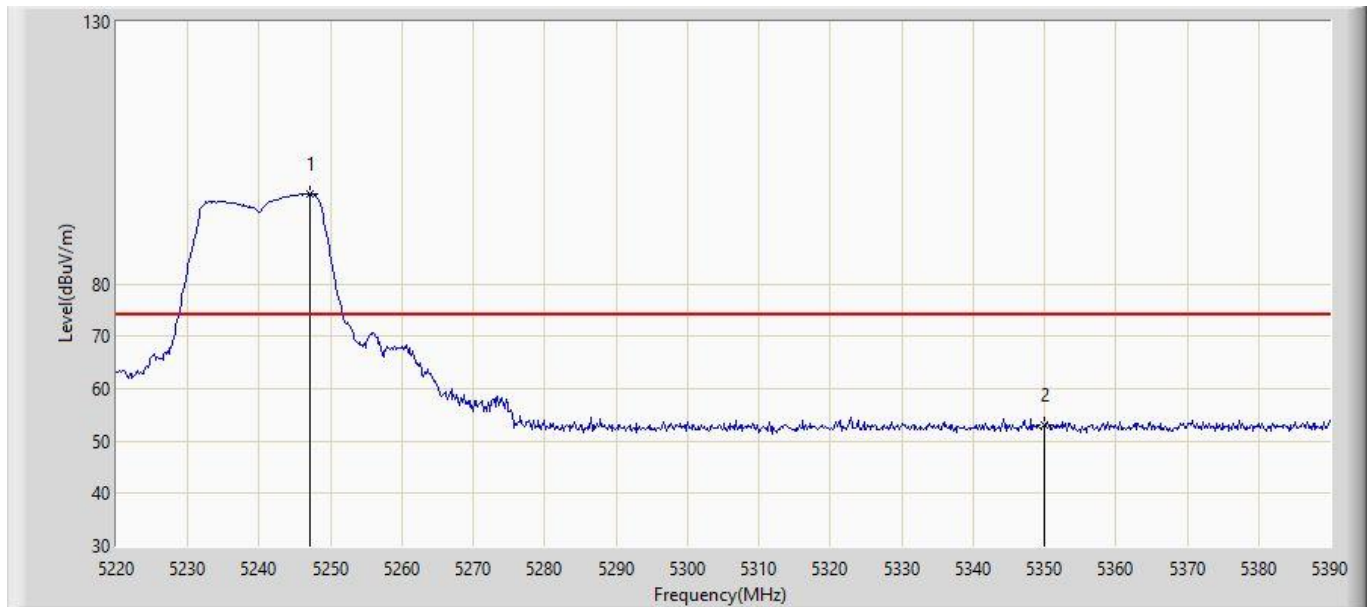
No	Mark	Frequency (MHz)	Measure Level (dBuV/m)	Reading Level (dBuV)	Over Limit (dB)	Limit (dBuV/m)	Factor (dB)	Type
1	*	5247.030	92.242	95.483	N/A	N/A	-3.241	AV
2		5350.000	39.427	42.448	-14.573	54.000	-3.021	AV

Note: Measure Level (dBuV/m) = Reading Level (dBuV) + Factor (dB)

Factor (dB) = Cable Loss (dB) + Antenna Factor (dB/m) - Pre\_Amplifier Gain (dB)



Engineer: Kerry	
Site: AC102	Time: 2016/08/04 - 10:15
Limit: FCC_Part15.209_RE(3m)	Margin: 0
Probe: BBHA 9120D(1-18GHz)	Polarity: Vertical
EUT: IP3M-941W/941B	Power: AC 120V/60Hz
Note: Mode3: Transmit 802.11ac20 at 5240 MHz	



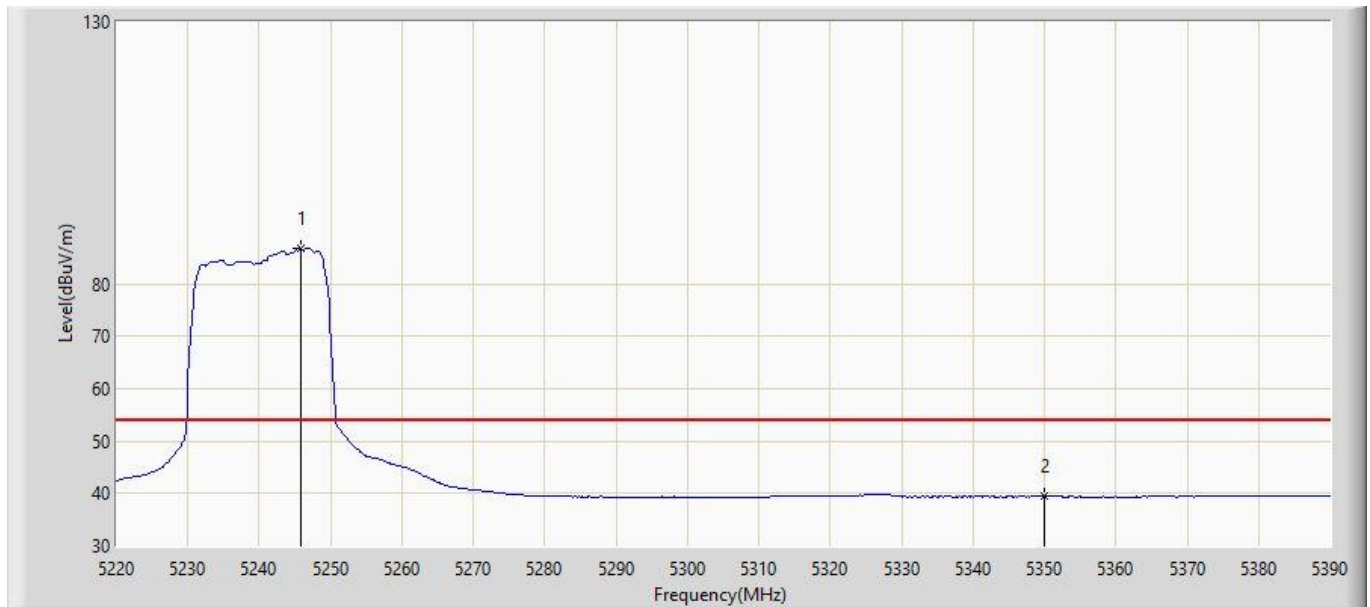
No	Mark	Frequency (MHz)	Measure Level (dBuV/m)	Reading Level (dBuV)	Over Limit (dB)	Limit (dBuV/m)	Factor (dB)	Type
1	*	5247.030	97.111	100.352	N/A	N/A	-3.241	PK
2		5350.000	53.057	56.078	-20.943	74.000	-3.021	PK

Note: Measure Level (dBuV/m) = Reading Level (dBuV) + Factor (dB)

Factor (dB) = Cable Loss (dB) + Antenna Factor (dB/m) - Pre\_Amplifier Gain (dB)



Engineer: Kerry	
Site: AC102	Time: 2016/08/04 - 10:16
Limit: FCC_Part15.209_RE(3m)	Margin: 0
Probe: BBHA 9120D(1-18GHz)	Polarity: Vertical
EUT: IP3M-941W/941B	Power: AC 120V/60Hz
Note: Mode3: Transmit 802.11ac20 at 5240 MHz	



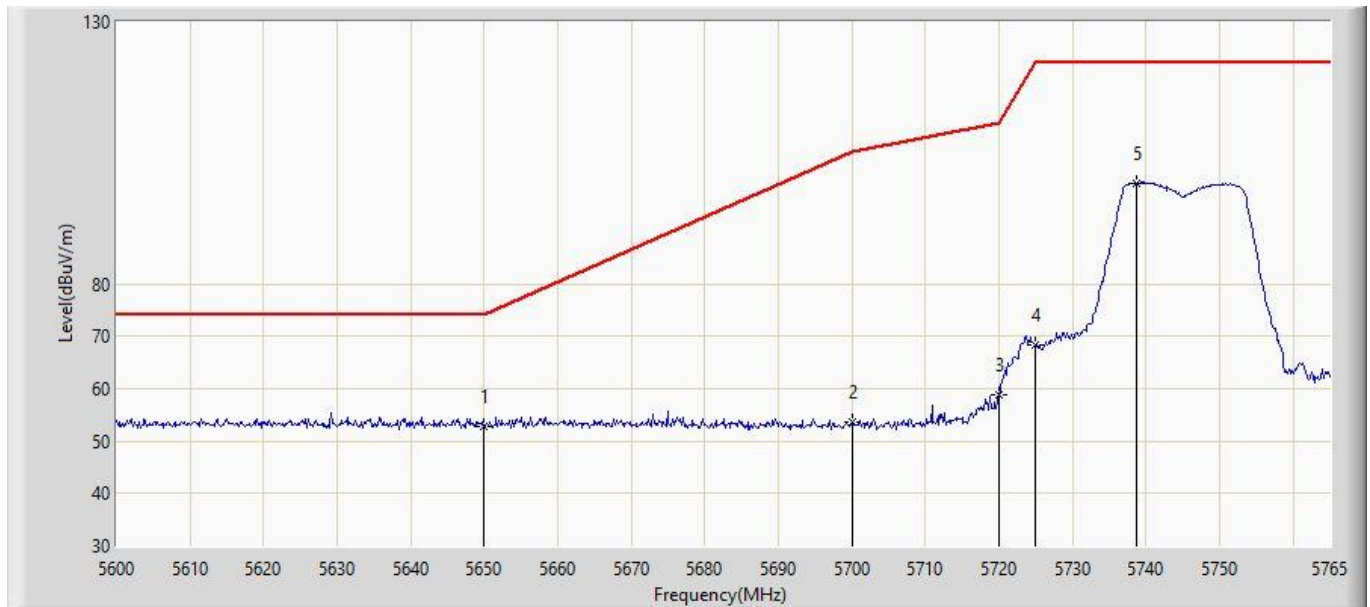
No	Mark	Frequency (MHz)	Measure Level (dBuV/m)	Reading Level (dBuV)	Over Limit (dB)	Limit (dBuV/m)	Factor (dB)	Type
1	*	5245.806	86.690	89.934	N/A	N/A	-3.244	AV
2		5350.000	39.380	42.401	-14.620	54.000	-3.021	AV

Note: Measure Level (dBuV/m) = Reading Level (dBuV) + Factor (dB)

Factor (dB) = Cable Loss (dB) + Antenna Factor (dB/m) - Pre\_Amplifier Gain (dB)



Engineer: Kerry	
Site: AC102	Time: 2016/08/04 - 10:17
Limit: Bandedge-Band3	Margin: 0
Probe: BBHA 9120D(1-18GHz)	Polarity: Horizontal
EUT: IP3M-941W/941B	Power: AC 120V/60Hz
Note: Mode3: Transmit 802.11ac20 at 5745 MHz	



No	Mark	Frequency (MHz)	Measure Level (dBuV/m)	Reading Level (dBuV)	Over Limit (dB)	Limit (dBuV/m)	Factor (dB)	Type
1	*	5650.000	52.838	55.409	-21.162	74.000	-2.571	PK
2		5700.000	53.577	56.105	-51.623	105.200	-2.528	PK
3		5720.000	58.901	61.412	-51.899	110.800	-2.511	PK
4		5725.000	68.328	70.835	-53.872	122.200	-2.507	PK
5		5738.600	99.199	101.694	N/A	N/A	-2.495	PK

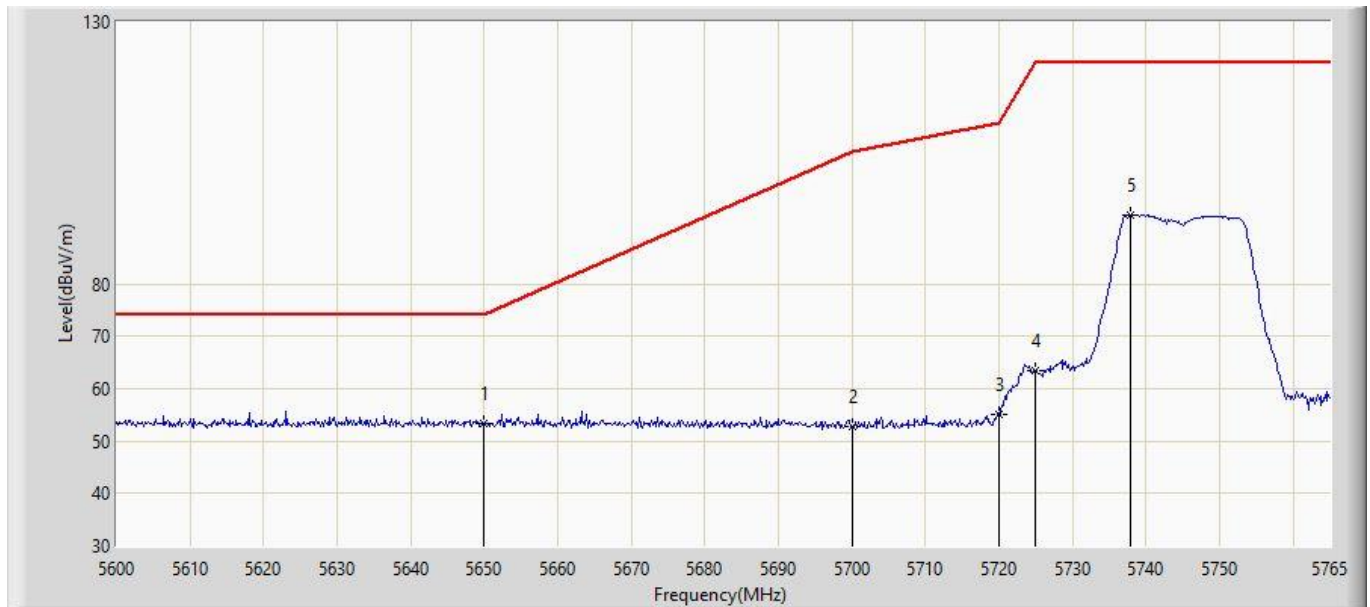
Note: Measure Level (dBuV/m) = Reading Level (dBuV) + Factor (dB)

Factor (dB) = Cable Loss (dB) + Antenna Factor (dB/m) - Pre\_Amplifier Gain (dB)





Engineer: Kerry	
Site: AC102	Time: 2016/08/04 - 10:19
Limit: Bandedge-Band3	Margin: 0
Probe: BBHA 9120D(1-18GHz)	Polarity: Vertical
EUT: IP3M-941W/941B	Power: AC 120V/60Hz
Note: Mode3: Transmit 802.11ac20 at 5745 MHz	



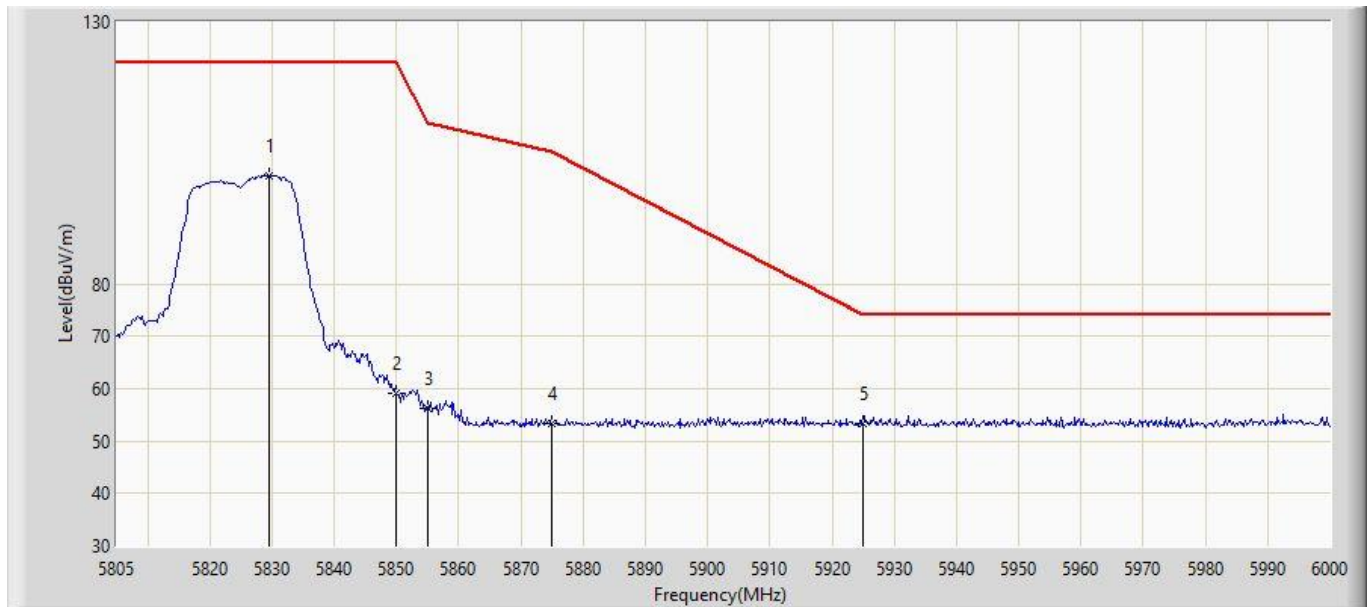
No	Mark	Frequency (MHz)	Measure Level (dBuV/m)	Reading Level (dBuV)	Over Limit (dB)	Limit (dBuV/m)	Factor (dB)	Type
1	*	5650.000	53.317	55.888	-20.683	74.000	-2.571	PK
2		5700.000	52.768	55.296	-52.432	105.200	-2.528	PK
3		5720.000	55.215	57.726	-55.585	110.800	-2.511	PK
4		5725.000	63.492	65.999	-58.708	122.200	-2.507	PK
5		5737.775	93.203	95.699	N/A	N/A	-2.496	PK

Note: Measure Level (dBuV/m) = Reading Level (dBuV) + Factor (dB)

Factor (dB) = Cable Loss (dB) + Antenna Factor (dB/m) - Pre\_Amplifier Gain (dB)



Engineer: Kerry	
Site: AC102	Time: 2016/08/04 - 10:21
Limit: Bandedge-Band3	Margin: 0
Probe: BBHA 9120D(1-18GHz)	Polarity: Horizontal
EUT: IP3M-941W/941B	Power: AC 120V/60Hz
Note: Mode3: Transmit 802.11ac20 at 5825 MHz	



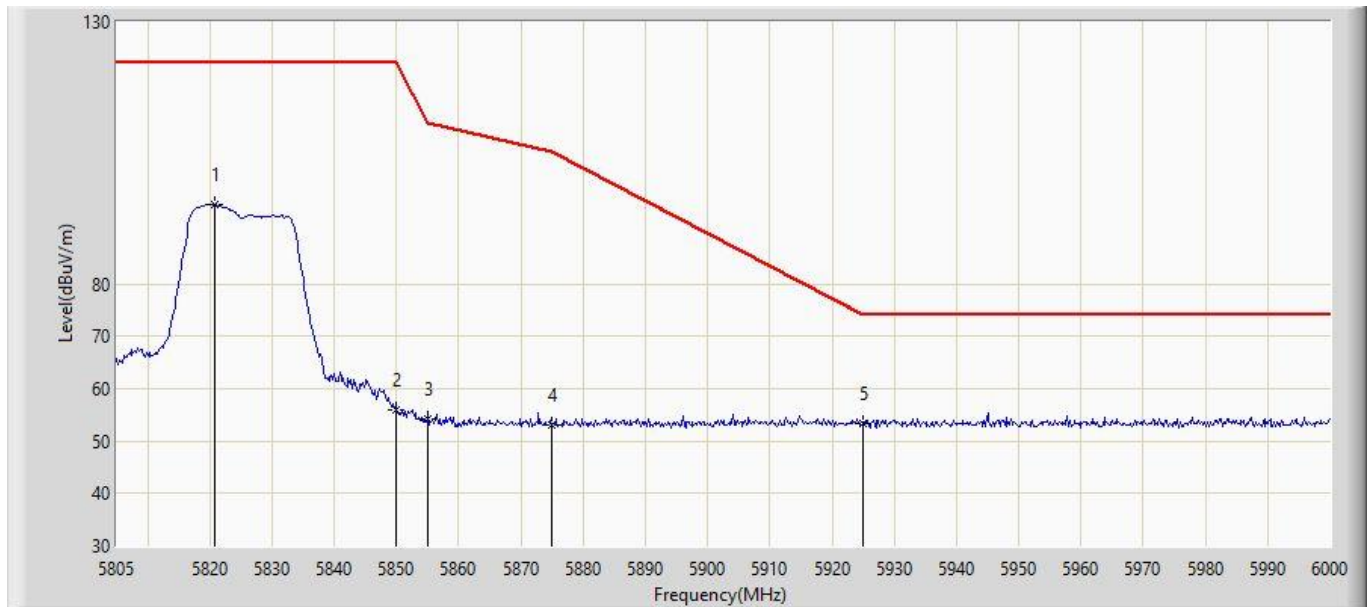
No	Mark	Frequency (MHz)	Measure Level (dBuV/m)	Reading Level (dBuV)	Over Limit (dB)	Limit (dBuV/m)	Factor (dB)	Type
1		5829.413	100.726	103.143	N/A	N/A	-2.417	PK
2		5850.000	59.163	61.562	-63.037	122.200	-2.399	PK
3		5855.000	56.137	58.532	-54.663	110.800	-2.395	PK
4		5875.000	53.417	55.795	-51.783	105.200	-2.378	PK
5	*	5925.000	53.226	55.560	-20.774	74.000	-2.334	PK

Note: Measure Level (dBuV/m) = Reading Level (dBuV) + Factor (dB)

Factor (dB) = Cable Loss (dB) + Antenna Factor (dB/m) - Pre\_Amplifier Gain (dB)



Engineer: Kerry	
Site: AC102	Time: 2016/08/04 - 10:22
Limit: Bandedge-Band3	Margin: 0
Probe: BBHA 9120D(1-18GHz)	Polarity: Vertical
EUT: IP3M-941W/941B	Power: AC 120V/60Hz
Note: Mode3: Transmit 802.11ac20 at 5825 MHz	



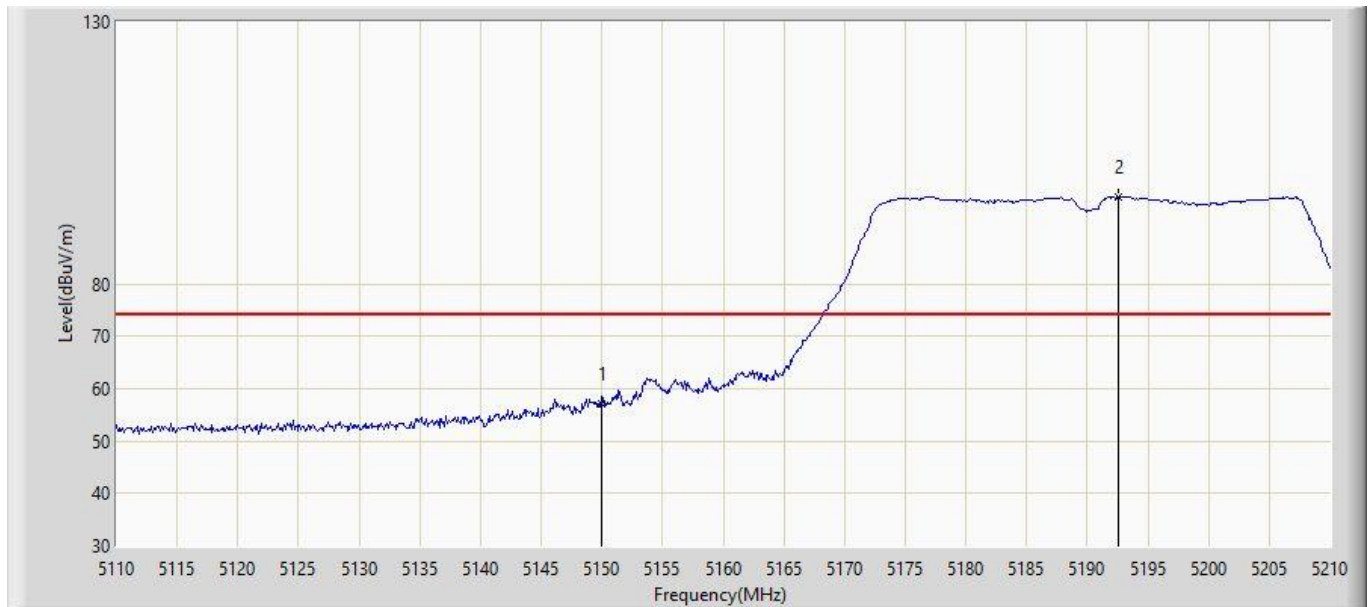
No	Mark	Frequency (MHz)	Measure Level (dBuV/m)	Reading Level (dBuV)	Over Limit (dB)	Limit (dBuV/m)	Factor (dB)	Type
1		5820.869	95.012	97.436	N/A	N/A	-2.424	PK
2		5850.000	55.913	58.312	-66.287	122.200	-2.399	PK
3		5855.000	54.291	56.686	-56.509	110.800	-2.395	PK
4		5875.000	53.096	55.474	-52.104	105.200	-2.378	PK
5	*	5925.000	53.482	55.816	-20.518	74.000	-2.334	PK

Note: Measure Level (dBuV/m) = Reading Level (dBuV) + Factor (dB)

Factor (dB) = Cable Loss (dB) + Antenna Factor (dB/m) - Pre\_Amplifier Gain (dB)



Engineer: Kerry	
Site: AC102	Time: 2016/08/04 - 10:25
Limit: FCC_Part15.209_RE(3m)	Margin: 0
Probe: BBHA 9120D(1-18GHz)	Polarity: Horizontal
EUT: IP3M-941W/941B	Power: AC 120V/60Hz
Note: Mode4: Transmit 802.11n40 at 5190 MHz	



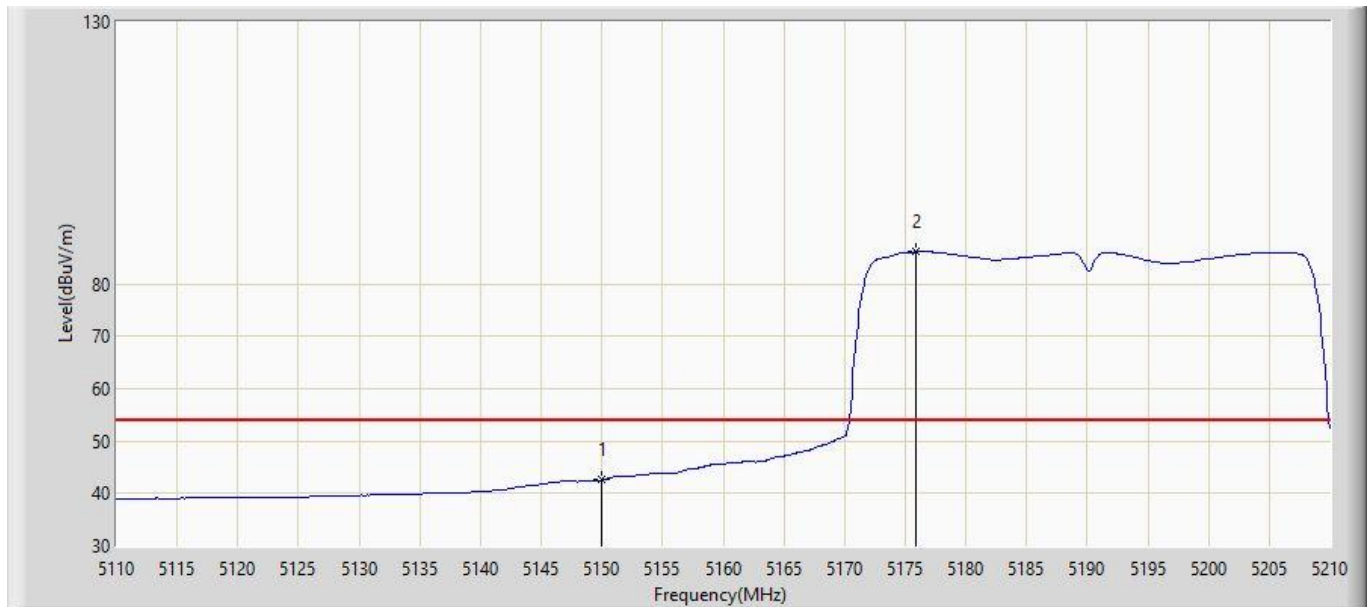
No	Mark	Frequency (MHz)	Measure Level (dBuV/m)	Reading Level (dBuV)	Over Limit (dB)	Limit (dBuV/m)	Factor (dB)	Type
1		5150.000	57.202	60.651	-16.798	74.000	-3.449	PK
2	*	5192.600	96.643	100.001	N/A	N/A	-3.358	PK

Note: Measure Level (dBuV/m) = Reading Level (dBuV) + Factor (dB)

Factor (dB) = Cable Loss (dB) + Antenna Factor (dB/m) - Pre\_Amplifier Gain (dB)



Engineer: Kerry	
Site: AC102	Time: 2016/08/04 - 10:26
Limit: FCC_Part15.209_RE(3m)	Margin: 0
Probe: BBHA 9120D(1-18GHz)	Polarity: Horizontal
EUT: IP3M-941W/941B	Power: AC 120V/60Hz
Note: Mode4: Transmit 802.11n40 at 5190 MHz	



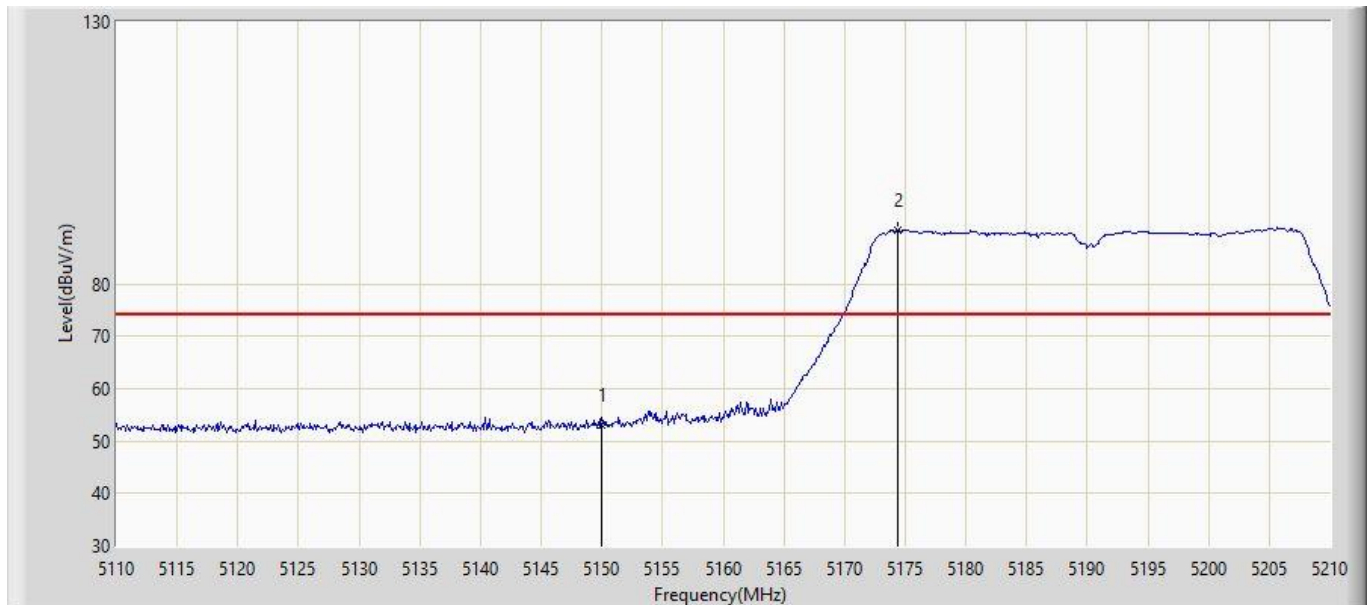
No	Mark	Frequency (MHz)	Measure Level (dBuV/m)	Reading Level (dBuV)	Over Limit (dB)	Limit (dBuV/m)	Factor (dB)	Type
1		5150.000	42.553	46.002	-11.447	54.000	-3.449	AV
2	*	5175.900	86.108	89.502	N/A	N/A	-3.394	AV

Note: Measure Level (dBuV/m) = Reading Level (dBuV) + Factor (dB)

Factor (dB) = Cable Loss (dB) + Antenna Factor (dB/m) - Pre\_Amplifier Gain (dB)



Engineer: Kerry	
Site: AC102	Time: 2016/08/04 - 10:27
Limit: FCC_Part15.209_RE(3m)	Margin: 0
Probe: BBHA 9120D(1-18GHz)	Polarity: Vertical
EUT: IP3M-941W/941B	Power: AC 120V/60Hz
Note: Mode4: Transmit 802.11n40 at 5190 MHz	



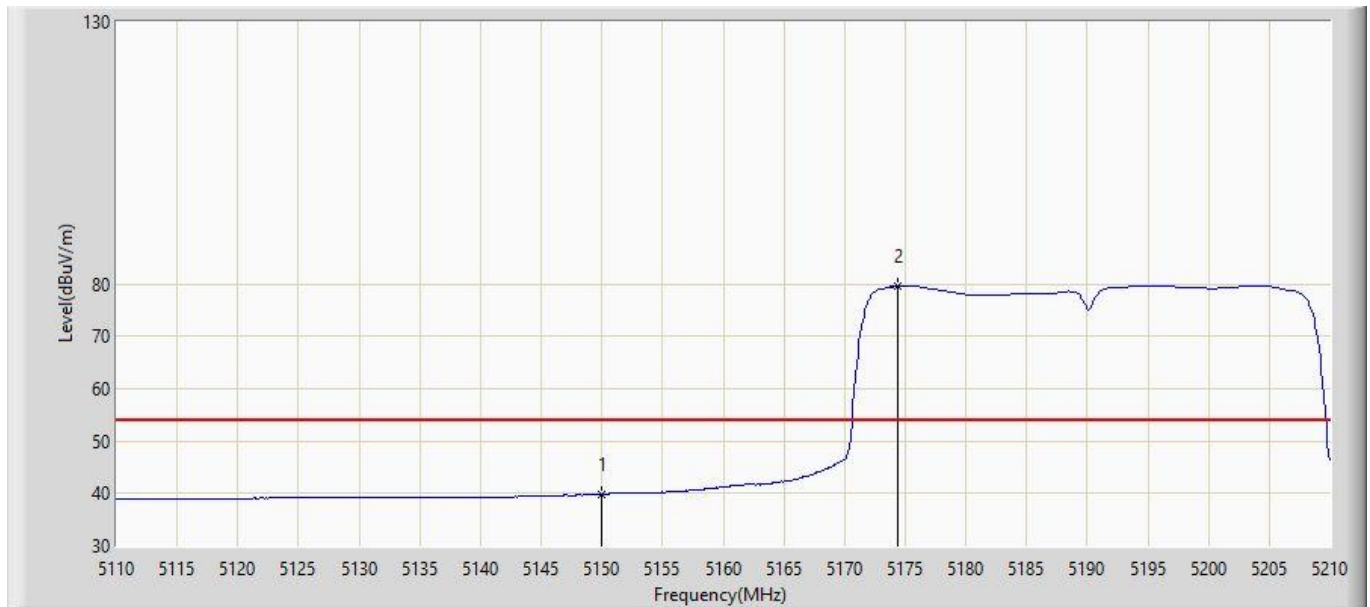
No	Mark	Frequency (MHz)	Measure Level (dBuV/m)	Reading Level (dBuV)	Over Limit (dB)	Limit (dBuV/m)	Factor (dB)	Type
1		5150.000	53.082	56.531	-20.918	74.000	-3.449	PK
2	*	5174.400	90.290	93.687	N/A	N/A	-3.397	PK

Note: Measure Level (dBuV/m) = Reading Level (dBuV) + Factor (dB)

Factor (dB) = Cable Loss (dB) + Antenna Factor (dB/m) - Pre\_Amplifier Gain (dB)



Engineer: Kerry	
Site: AC102	Time: 2016/08/04 - 10:29
Limit: FCC_Part15.209_RE(3m)	Margin: 0
Probe: BBHA 9120D(1-18GHz)	Polarity: Vertical
EUT: IP3M-941W/941B	Power: AC 120V/60Hz
Note: Mode4: Transmit 802.11n40 at 5190 MHz	



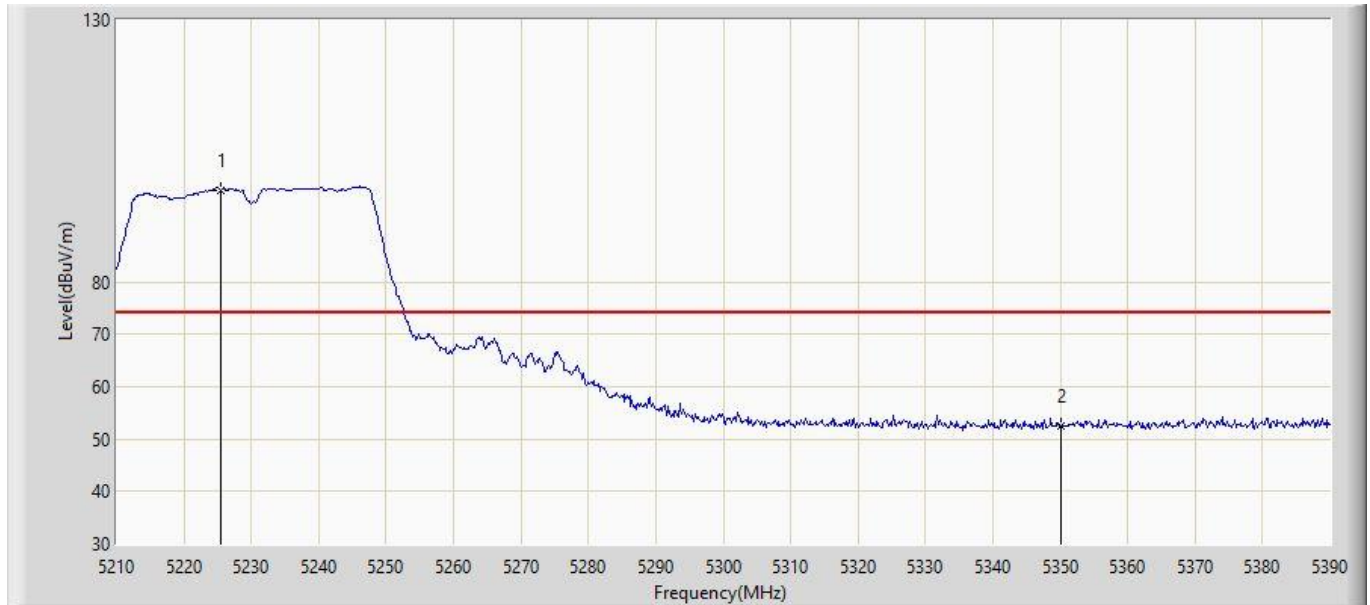
No	Mark	Frequency (MHz)	Measure Level (dBuV/m)	Reading Level (dBuV)	Over Limit (dB)	Limit (dBuV/m)	Factor (dB)	Type
1		5150.000	39.821	43.270	-14.179	54.000	-3.449	AV
2	*	5174.400	79.563	82.960	N/A	N/A	-3.397	AV

Note: Measure Level (dBuV/m) = Reading Level (dBuV) + Factor (dB)

Factor (dB) = Cable Loss (dB) + Antenna Factor (dB/m) - Pre\_Amplifier Gain (dB)



Engineer: Kerry	
Site: AC102	Time: 2016/08/04 - 10:29
Limit: FCC_Part15.209_RE(3m)	Margin: 0
Probe: BBHA 9120D(1-18GHz)	Polarity: Horizontal
EUT: IP3M-941W/941B	Power: AC 120V/60Hz
Note: Mode4: Transmit 802.11n40 at 5230 MHz	



No	Mark	Frequency (MHz)	Measure Level (dBuV/m)	Reading Level (dBuV)	Over Limit (dB)	Limit (dBuV/m)	Factor (dB)	Type
1	*	5225.493	97.559	100.846	N/A	N/A	-3.287	PK
2		5350.000	52.537	55.558	-21.463	74.000	-3.021	PK

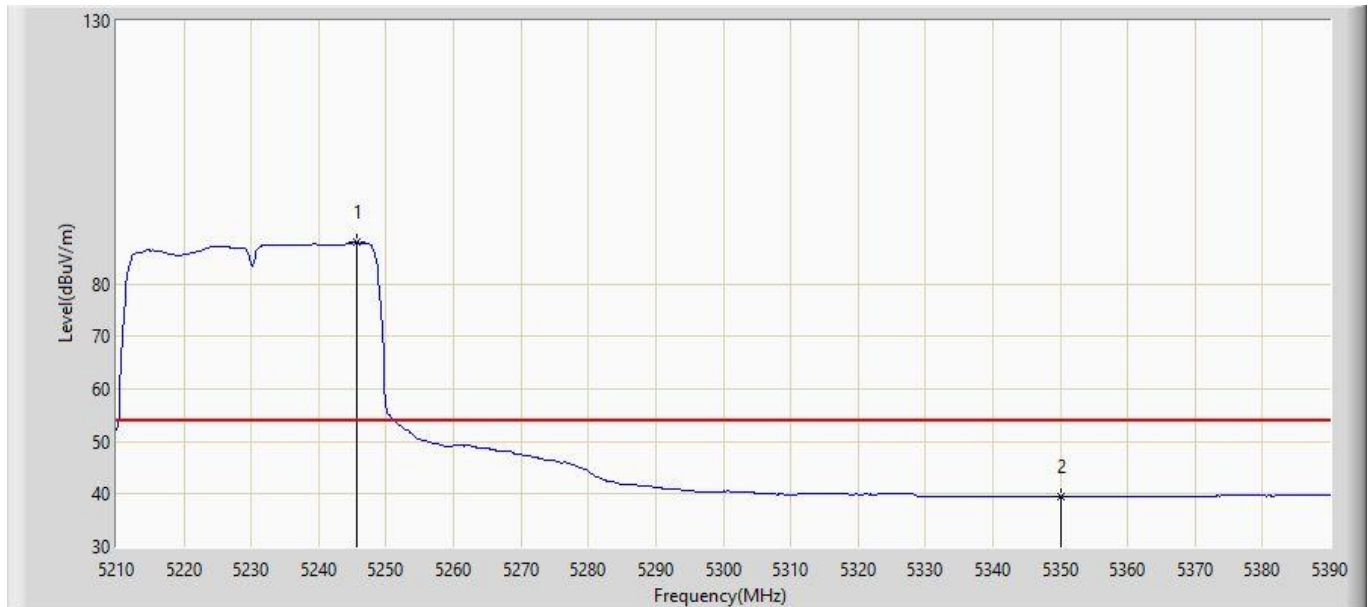
Note: Measure Level (dBuV/m) = Reading Level (dBuV) + Factor (dB)

Factor (dB) = Cable Loss (dB) + Antenna Factor (dB/m) - Pre\_Amplifier Gain (dB)





Engineer: Kerry	
Site: AC102	Time: 2016/08/04 - 10:31
Limit: FCC_Part15.209_RE(3m)	Margin: 0
Probe: BBHA 9120D(1-18GHz)	Polarity: Horizontal
EUT: IP3M-941W/941B	Power: AC 120V/60Hz
Note: Mode4: Transmit 802.11n40 at 5230 MHz	



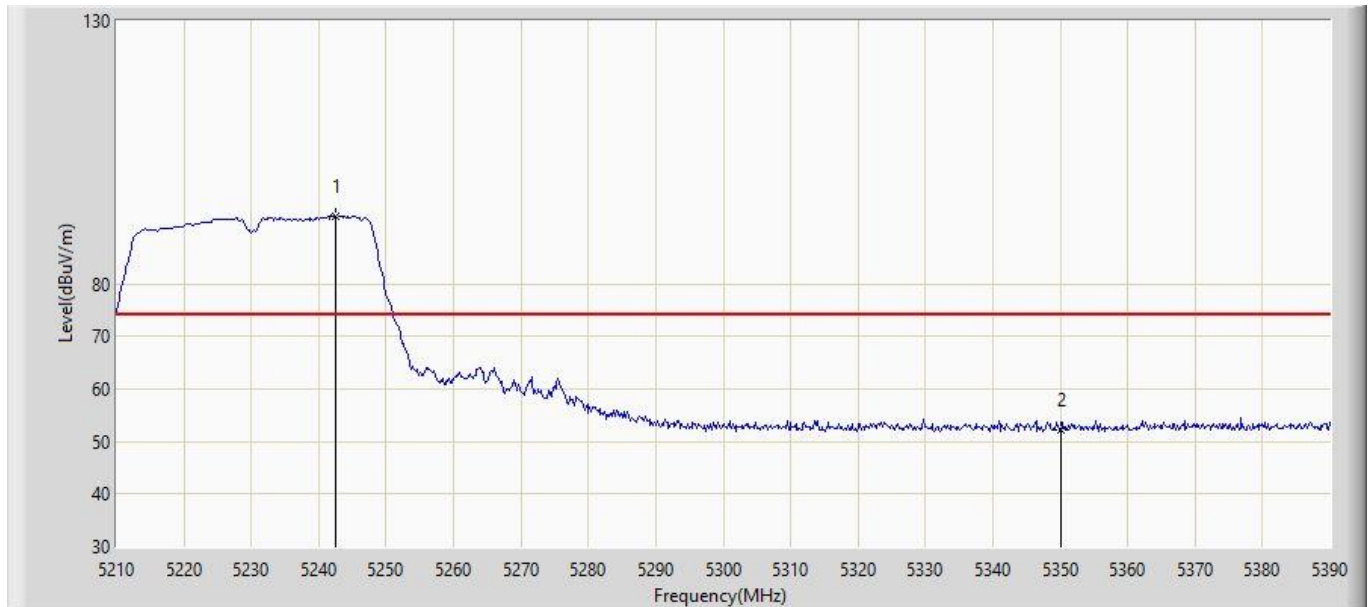
No	Mark	Frequency (MHz)	Measure Level (dBuV/m)	Reading Level (dBuV)	Over Limit (dB)	Limit (dBuV/m)	Factor (dB)	Type
1	*	5245.640	87.832	91.076	N/A	N/A	-3.244	AV
2		5350.000	39.486	42.507	-14.514	54.000	-3.021	AV

Note: Measure Level (dBuV/m) = Reading Level (dBuV) + Factor (dB)

Factor (dB) = Cable Loss (dB) + Antenna Factor (dB/m) - Pre\_Amplifier Gain (dB)



Engineer: Kerry	
Site: AC102	Time: 2016/08/04 - 10:32
Limit: FCC_Part15.209_RE(3m)	Margin: 0
Probe: BBHA 9120D(1-18GHz)	Polarity: Vertical
EUT: IP3M-941W/941B	Power: AC 120V/60Hz
Note: Mode4: Transmit 802.11n40 at 5230 MHz	



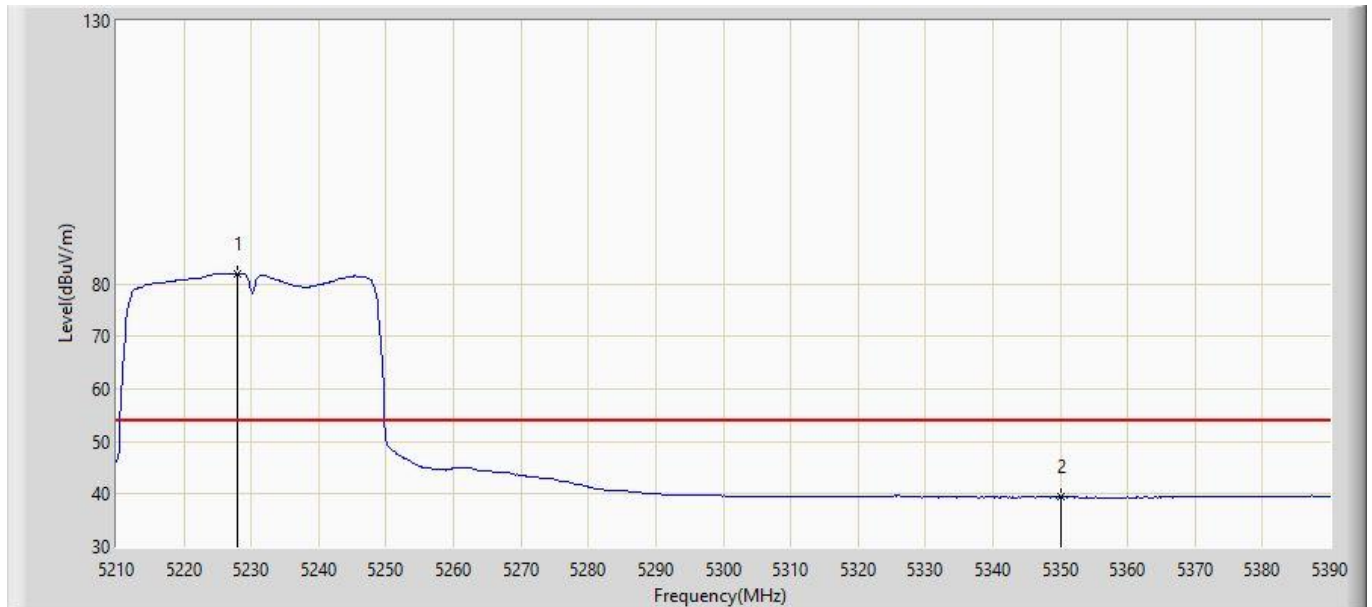
No	Mark	Frequency (MHz)	Measure Level (dBuV/m)	Reading Level (dBuV)	Over Limit (dB)	Limit (dBuV/m)	Factor (dB)	Type
1	*	5242.400	92.898	96.149	N/A	N/A	-3.251	PK
2		5350.000	52.186	55.207	-21.814	74.000	-3.021	PK

Note: Measure Level (dBuV/m) = Reading Level (dBuV) + Factor (dB)

Factor (dB) = Cable Loss (dB) + Antenna Factor (dB/m) - Pre\_Amplifier Gain (dB)



Engineer: Kerry	
Site: AC102	Time: 2016/08/04 - 10:33
Limit: FCC_Part15.209_RE(3m)	Margin: 0
Probe: BBHA 9120D(1-18GHz)	Polarity: Vertical
EUT: IP3M-941W/941B	Power: AC 120V/60Hz
Note: Mode4: Transmit 802.11n40 at 5230 MHz	



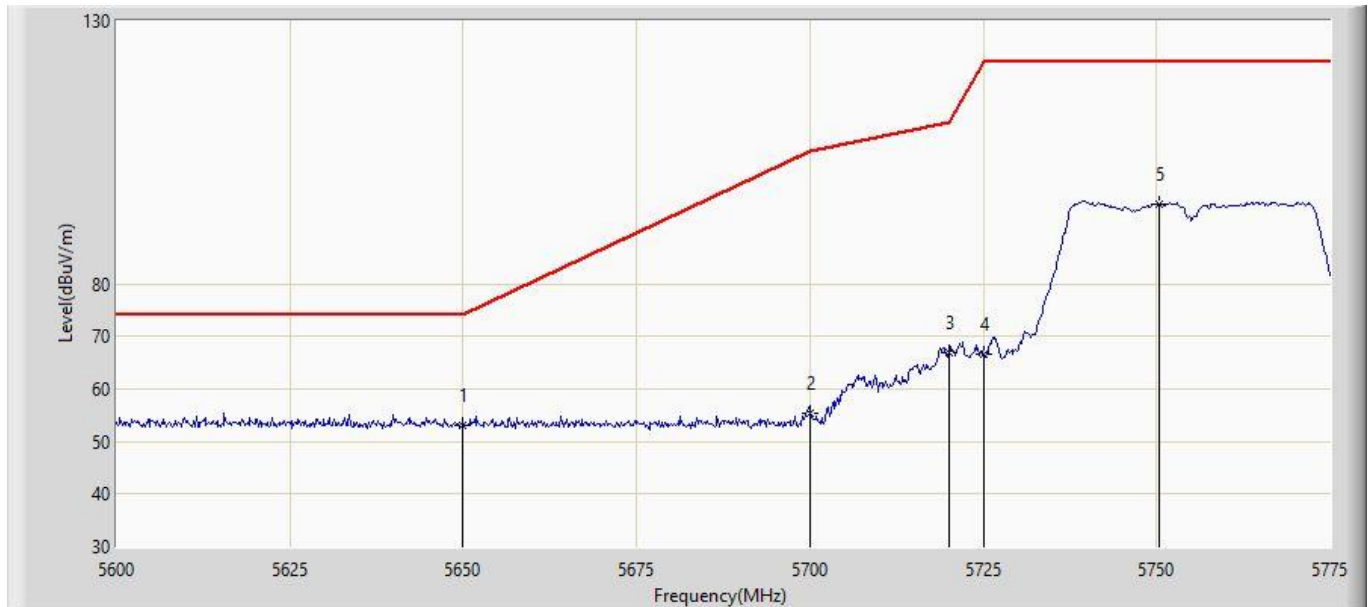
No	Mark	Frequency (MHz)	Measure Level (dBuV/m)	Reading Level (dBuV)	Over Limit (dB)	Limit (dBuV/m)	Factor (dB)	Type
1	*	5228.028	81.935	85.217	N/A	N/A	-3.282	AV
2		5350.000	39.386	42.407	-14.614	54.000	-3.021	AV

Note: Measure Level (dBuV/m) = Reading Level (dBuV) + Factor (dB)

Factor (dB) = Cable Loss (dB) + Antenna Factor (dB/m) - Pre\_Amplifier Gain (dB)



Engineer: Kerry	
Site: AC102	Time: 2016/08/04 - 10:34
Limit: Bandedge-Band3	Margin: 0
Probe: BBHA 9120D(1-18GHz)	Polarity: Horizontal
EUT: IP3M-941W/941B	Power: AC 120V/60Hz
Note: Mode4: Transmit 802.11n40 at 5755 MHz	



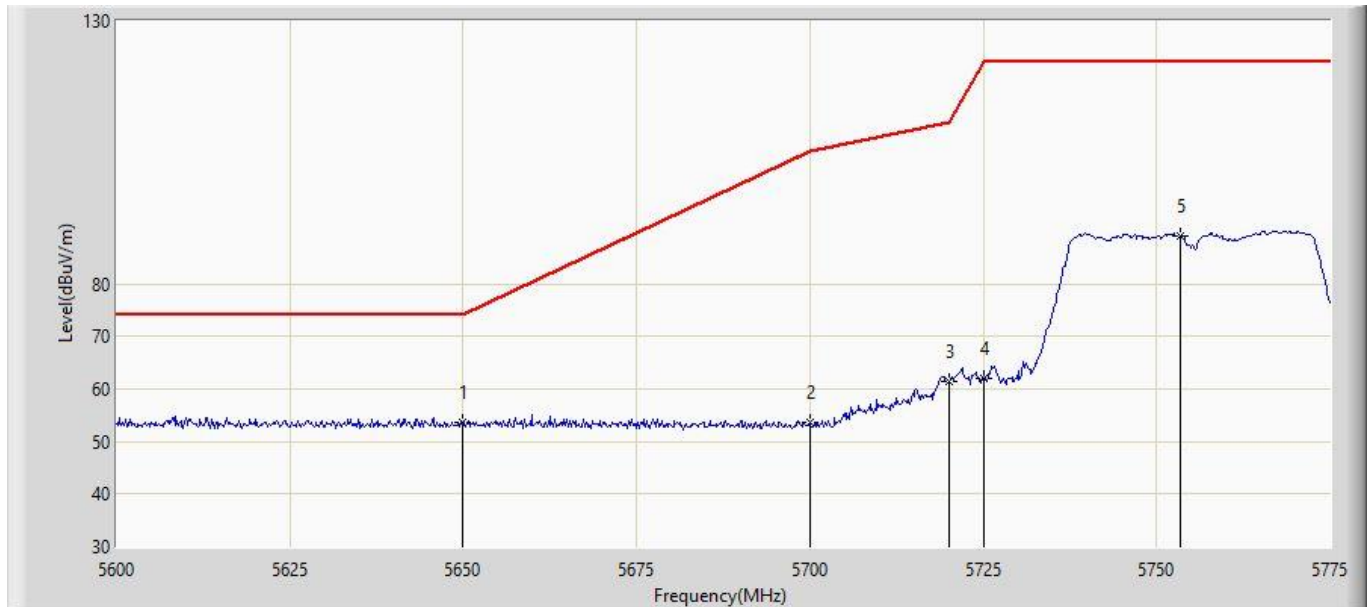
No	Mark	Frequency (MHz)	Measure Level (dBuV/m)	Reading Level (dBuV)	Over Limit (dB)	Limit (dBuV/m)	Factor (dB)	Type
1	*	5650.000	52.943	55.514	-21.057	74.000	-2.571	PK
2		5700.000	55.427	57.955	-49.773	105.200	-2.528	PK
3		5720.000	66.852	69.363	-43.948	110.800	-2.511	PK
4		5725.000	66.594	69.101	-55.606	122.200	-2.507	PK
5		5750.325	95.078	97.563	N/A	N/A	-2.485	PK

Note: Measure Level (dBuV/m) = Reading Level (dBuV) + Factor (dB)

Factor (dB) = Cable Loss (dB) + Antenna Factor (dB/m) - Pre\_Amplifier Gain (dB)



Engineer: Kerry	
Site: AC102	Time: 2016/08/04 - 10:36
Limit: Bandedge-Band3	Margin: 0
Probe: BBHA 9120D(1-18GHz)	Polarity: Vertical
EUT: IP3M-941W/941B	Power: AC 120V/60Hz
Note: Mode4: Transmit 802.11n40 at 5755 MHz	



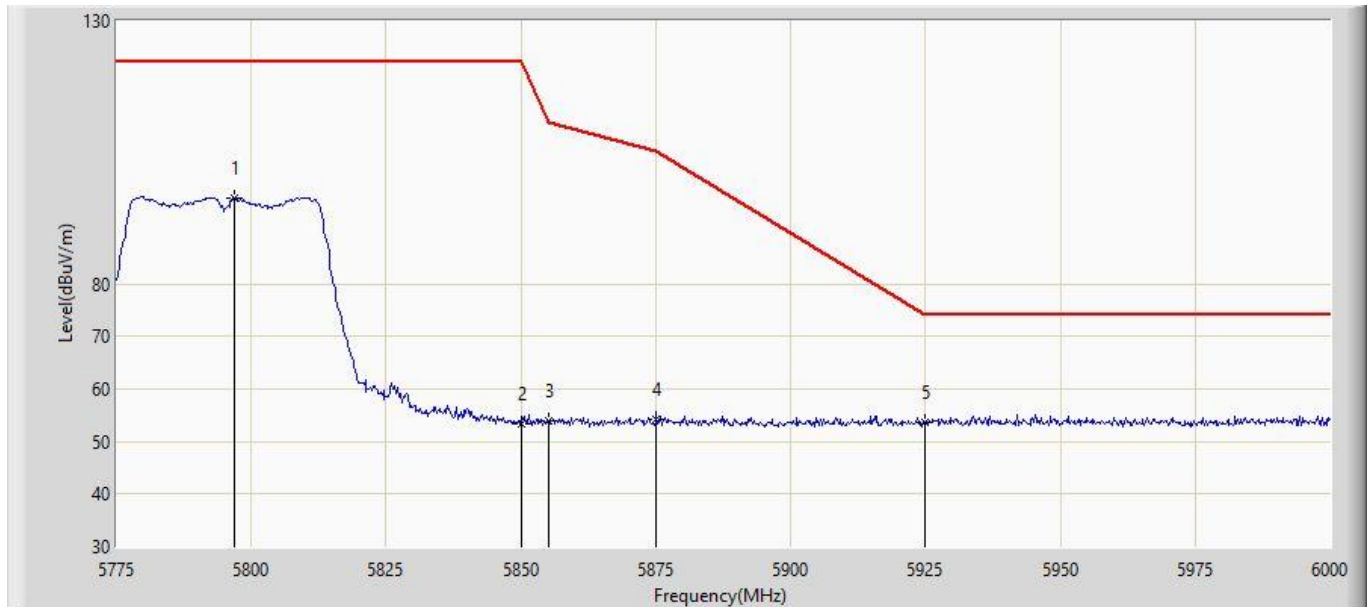
No	Mark	Frequency (MHz)	Measure Level (dBuV/m)	Reading Level (dBuV)	Over Limit (dB)	Limit (dBuV/m)	Factor (dB)	Type
1	*	5650.000	53.645	56.216	-20.355	74.000	-2.571	PK
2		5700.000	53.551	56.079	-51.649	105.200	-2.528	PK
3		5720.000	61.528	64.039	-49.272	110.800	-2.511	PK
4		5725.000	62.030	64.537	-60.170	122.200	-2.507	PK
5		5753.365	89.197	91.679	N/A	N/A	-2.482	PK

Note: Measure Level (dBuV/m) = Reading Level (dBuV) + Factor (dB)

Factor (dB) = Cable Loss (dB) + Antenna Factor (dB/m) - Pre\_Amplifier Gain (dB)



Engineer: Kerry	
Site: AC102	Time: 2016/08/04 - 10:38
Limit: Bandedge-Band3	Margin: 0
Probe: BBHA 9120D(1-18GHz)	Polarity: Horizontal
EUT: IP3M-941W/941B	Power: AC 120V/60Hz
Note: Mode4: Transmit 802.11n40 at 5795MHz	



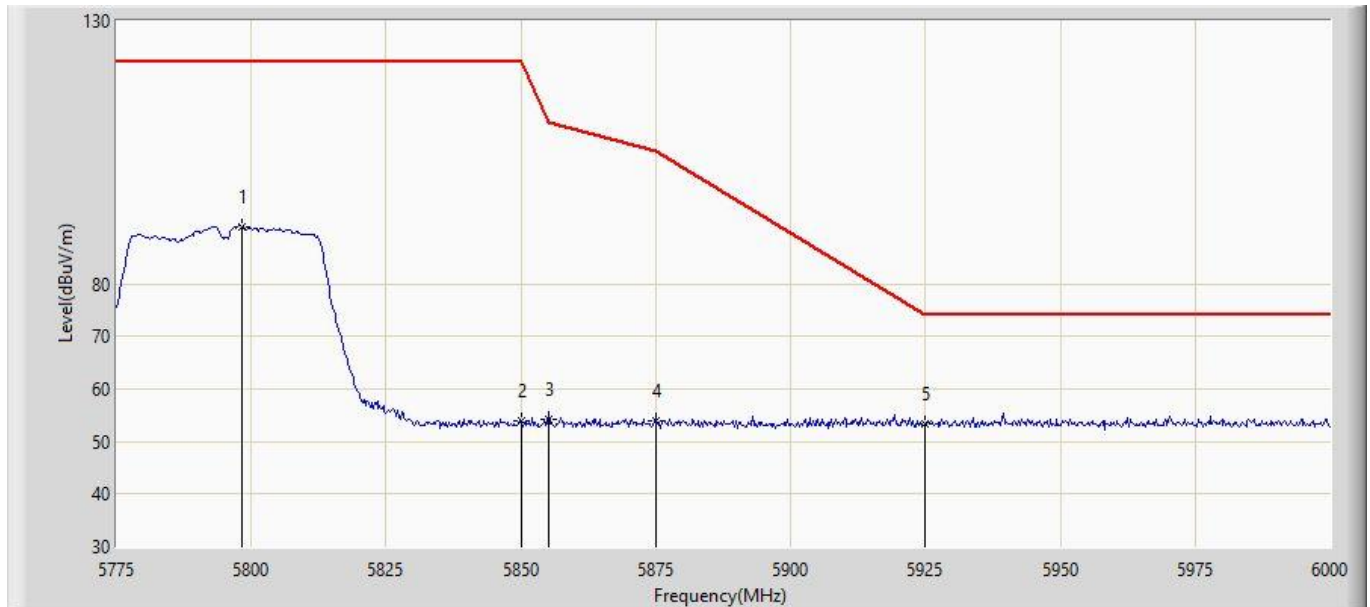
No	Mark	Frequency (MHz)	Measure Level (dBuV/m)	Reading Level (dBuV)	Over Limit (dB)	Limit (dBuV/m)	Factor (dB)	Type
1		5796.831	96.357	98.802	N/A	N/A	-2.445	PK
2		5850.000	53.408	55.807	-68.792	122.200	-2.399	PK
3		5855.000	54.018	56.413	-56.782	110.800	-2.395	PK
4		5875.000	54.073	56.451	-51.127	105.200	-2.378	PK
5	*	5925.000	53.640	55.974	-20.360	74.000	-2.334	PK

Note: Measure Level (dBuV/m) = Reading Level (dBuV) + Factor (dB)

Factor (dB) = Cable Loss (dB) + Antenna Factor (dB/m) - Pre\_Amplifier Gain (dB)



Engineer: Kerry	
Site: AC102	Time: 2016/08/04 - 10:40
Limit: Bandedge-Band3	Margin: 0
Probe: BBHA 9120D(1-18GHz)	Polarity: Vertical
EUT: IP3M-941W/941B	Power: AC 120V/60Hz
Note: Mode4: Transmit 802.11n40 at 5795MHz	



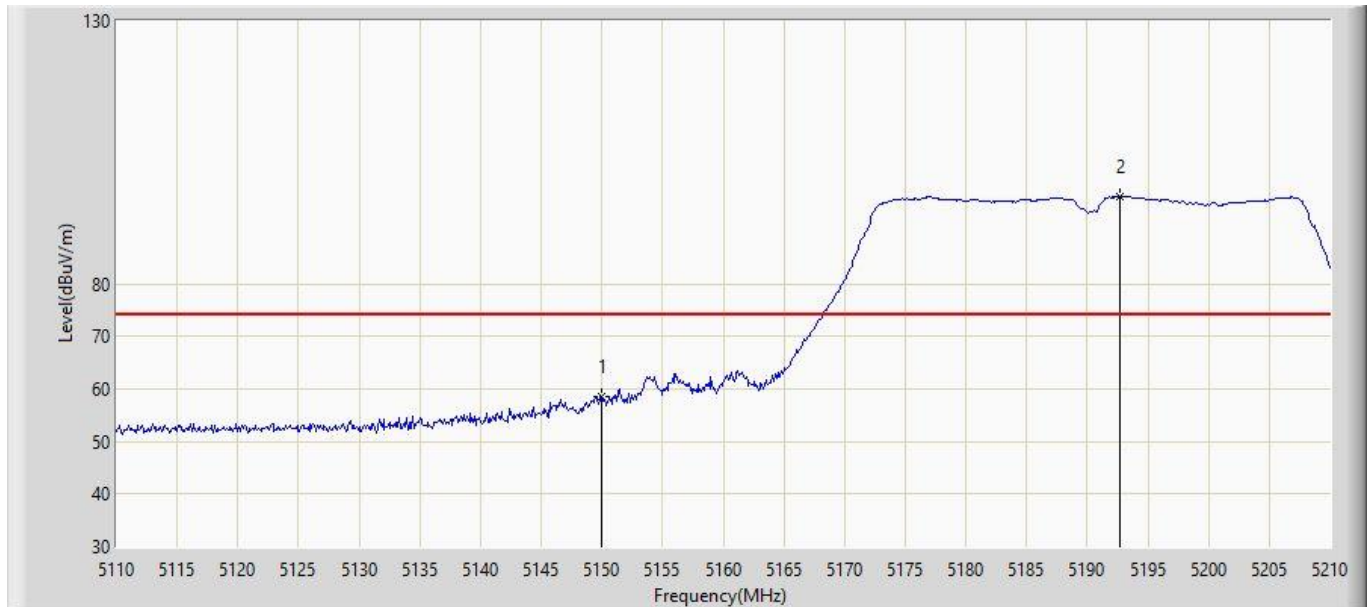
No	Mark	Frequency (MHz)	Measure Level (dBuV/m)	Reading Level (dBuV)	Over Limit (dB)	Limit (dBuV/m)	Factor (dB)	Type
1		5798.175	90.924	93.368	N/A	N/A	-2.444	PK
2		5850.000	53.819	56.218	-68.381	122.200	-2.399	PK
3		5855.000	54.292	56.687	-56.508	110.800	-2.395	PK
4		5875.000	53.949	56.327	-51.251	105.200	-2.378	PK
5	*	5925.000	53.259	55.593	-20.741	74.000	-2.334	PK

Note: Measure Level (dBuV/m) = Reading Level (dBuV) + Factor (dB)

Factor (dB) = Cable Loss (dB) + Antenna Factor (dB/m) - Pre\_Amplifier Gain (dB)



Engineer: Kerry	
Site: AC102	Time: 2016/08/04 - 10:43
Limit: FCC_Part15.209_RE(3m)	Margin: 0
Probe: BBHA 9120D(1-18GHz)	Polarity: Horizontal
EUT: IP3M-941W/941B	Power: AC 120V/60Hz
Note: Mode5: Transmit 802.11ac40 at 5190 MHz	



No	Mark	Frequency (MHz)	Measure Level (dBuV/m)	Reading Level (dBuV)	Over Limit (dB)	Limit (dBuV/m)	Factor (dB)	Type
1		5150.000	58.474	61.923	-15.526	74.000	-3.449	PK
2	*	5192.700	96.615	99.973	N/A	N/A	-3.358	PK

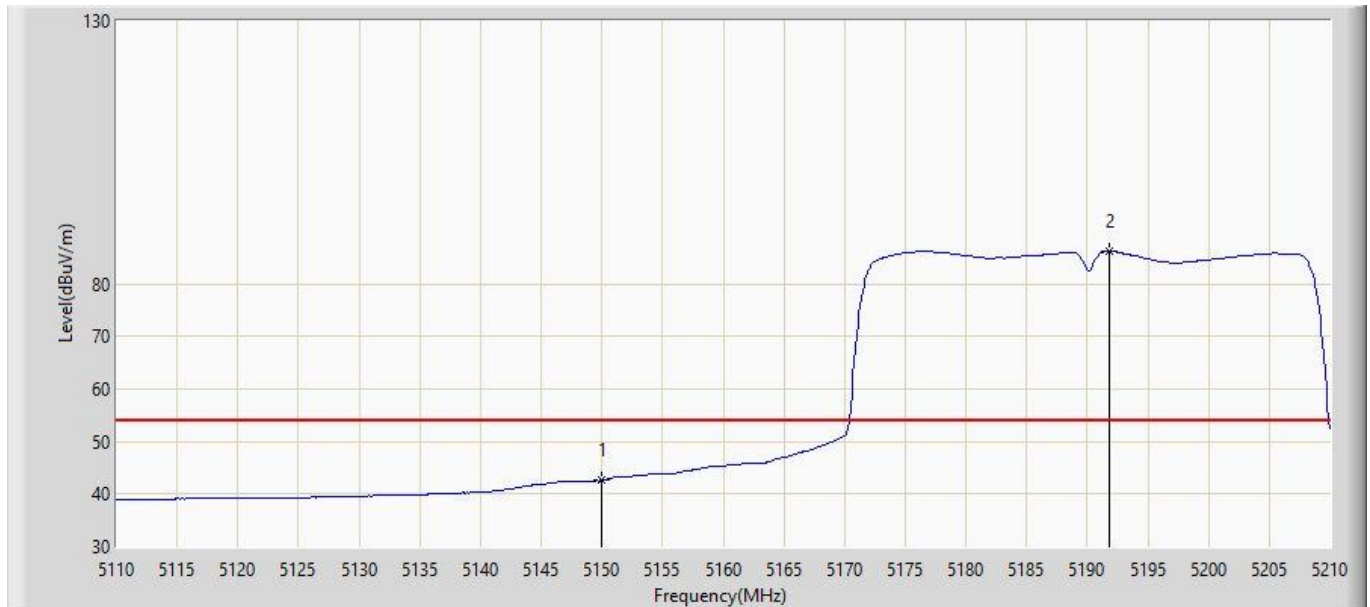
Note: Measure Level (dBuV/m) = Reading Level (dBuV) + Factor (dB)

Factor (dB) = Cable Loss (dB) + Antenna Factor (dB/m) - Pre\_Amplifier Gain (dB)





Engineer: Kerry	
Site: AC102	Time: 2016/08/04 - 10:44
Limit: FCC_Part15.209_RE(3m)	Margin: 0
Probe: BBHA 9120D(1-18GHz)	Polarity: Horizontal
EUT: IP3M-941W/941B	Power: AC 120V/60Hz
Note: Mode5: Transmit 802.11ac40 at 5190 MHz	



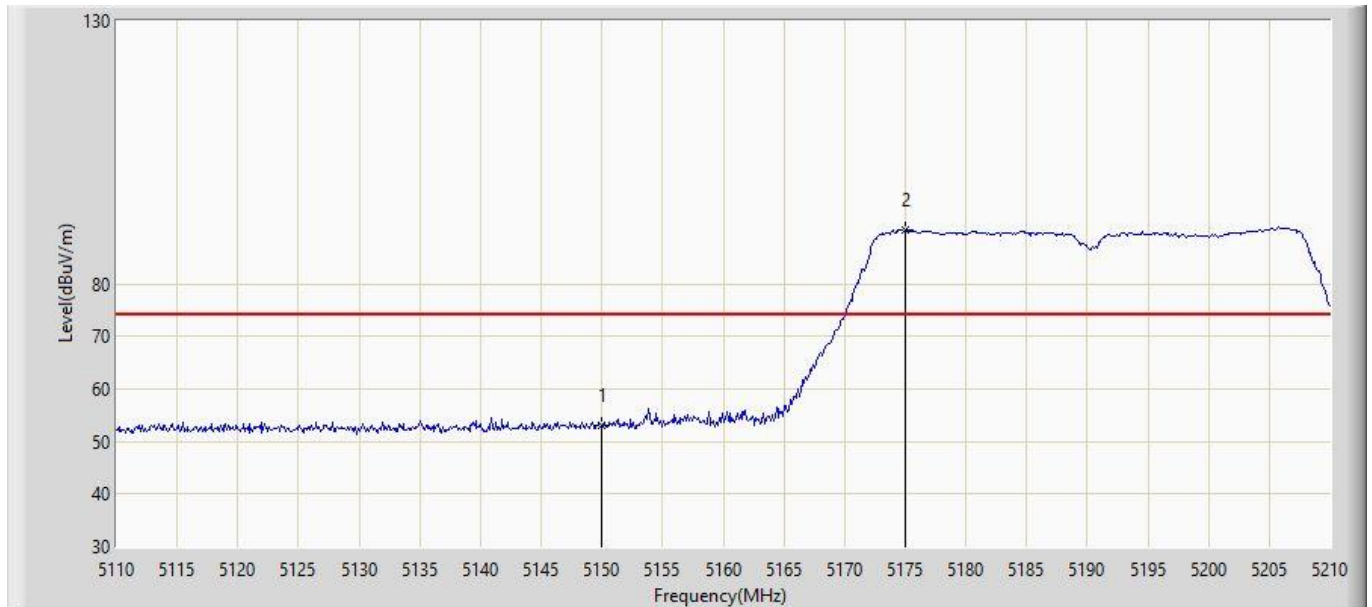
No	Mark	Frequency (MHz)	Measure Level (dBuV/m)	Reading Level (dBuV)	Over Limit (dB)	Limit (dBuV/m)	Factor (dB)	Type
1		5150.000	42.612	46.061	-11.388	54.000	-3.449	AV
2	*	5191.800	86.166	89.526	N/A	N/A	-3.360	AV

Note: Measure Level (dBuV/m) = Reading Level (dBuV) + Factor (dB)

Factor (dB) = Cable Loss (dB) + Antenna Factor (dB/m) - Pre\_Amplifier Gain (dB)



Engineer: Kerry	
Site: AC102	Time: 2016/08/04 - 10:46
Limit: FCC_Part15.209_RE(3m)	Margin: 0
Probe: BBHA 9120D(1-18GHz)	Polarity: Vertical
EUT: IP3M-941W/941B	Power: AC 120V/60Hz
Note: Mode5: Transmit 802.11ac40 at 5190 MHz	



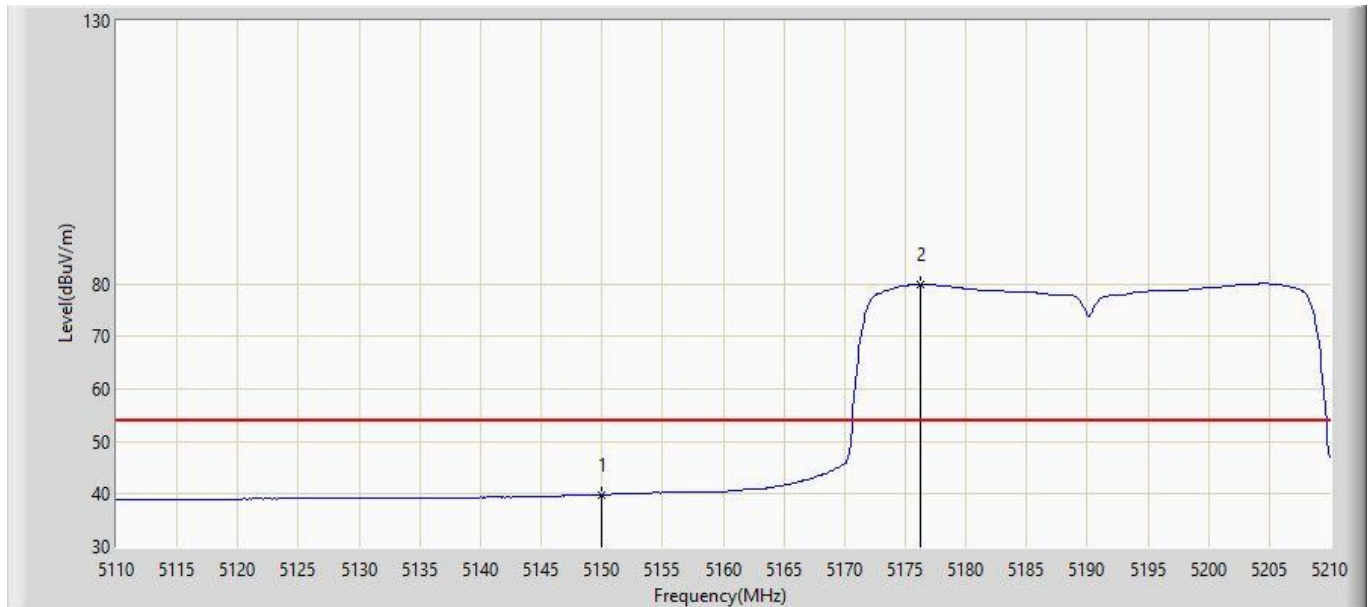
No	Mark	Frequency (MHz)	Measure Level (dBuV/m)	Reading Level (dBuV)	Over Limit (dB)	Limit (dBuV/m)	Factor (dB)	Type
1		5150.000	53.084	56.533	-20.916	74.000	-3.449	PK
2	*	5175.000	90.166	93.562	N/A	N/A	-3.396	PK

Note: Measure Level (dBuV/m) = Reading Level (dBuV) + Factor (dB)

Factor (dB) = Cable Loss (dB) + Antenna Factor (dB/m) - Pre\_Amplifier Gain (dB)



Engineer: Kerry	
Site: AC102	Time: 2016/08/04 - 10:46
Limit: FCC_Part15.209_RE(3m)	Margin: 0
Probe: BBHA 9120D(1-18GHz)	Polarity: Vertical
EUT: IP3M-941W/941B	Power: AC 120V/60Hz
Note: Mode5: Transmit 802.11ac40 at 5190 MHz	



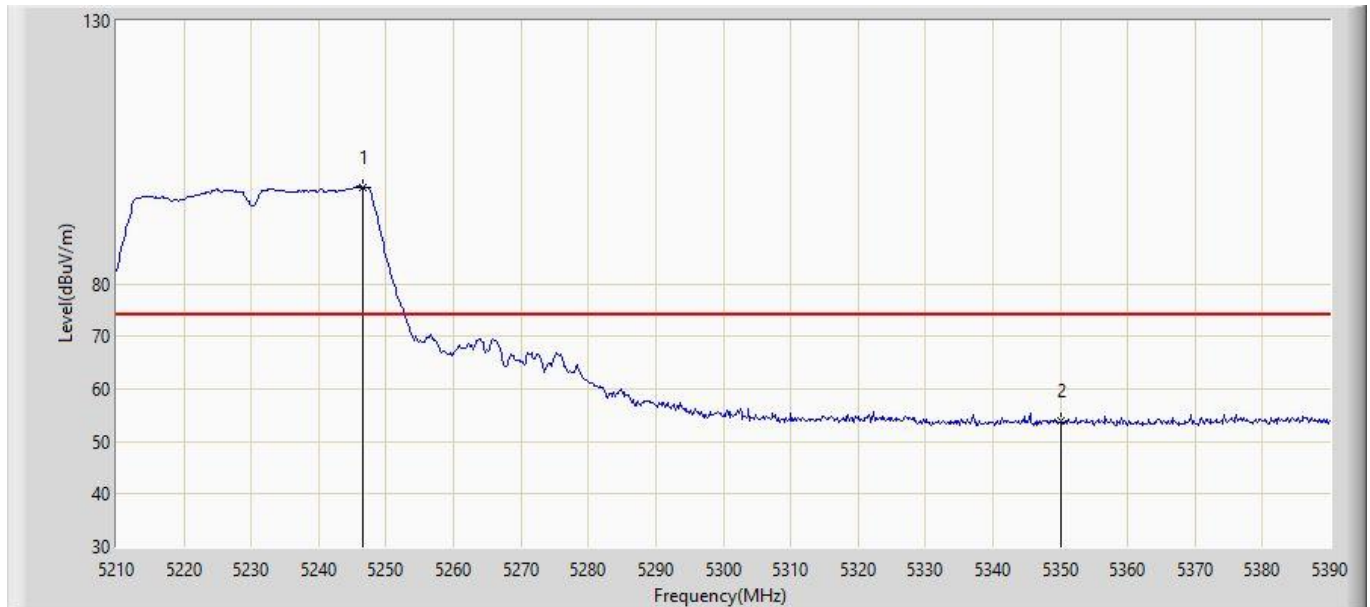
No	Mark	Frequency (MHz)	Measure Level (dBuV/m)	Reading Level (dBuV)	Over Limit (dB)	Limit (dBuV/m)	Factor (dB)	Type
1		5150.000	39.788	43.237	-14.212	54.000	-3.449	AV
2	*	5176.200	79.875	83.268	N/A	N/A	-3.393	AV

Note: Measure Level (dBuV/m) = Reading Level (dBuV) + Factor (dB)

Factor (dB) = Cable Loss (dB) + Antenna Factor (dB/m) - Pre\_Amplifier Gain (dB)



Engineer: Kerry	
Site: AC102	Time: 2016/08/04 - 10:47
Limit: FCC_Part15.209_RE(3m)	Margin: 0
Probe: BBHA 9120D(1-18GHz)	Polarity: Horizontal
EUT: IP3M-941W/941B	Power: AC 120V/60Hz
Note: Mode5: Transmit 802.11ac40 at 5230 MHz	



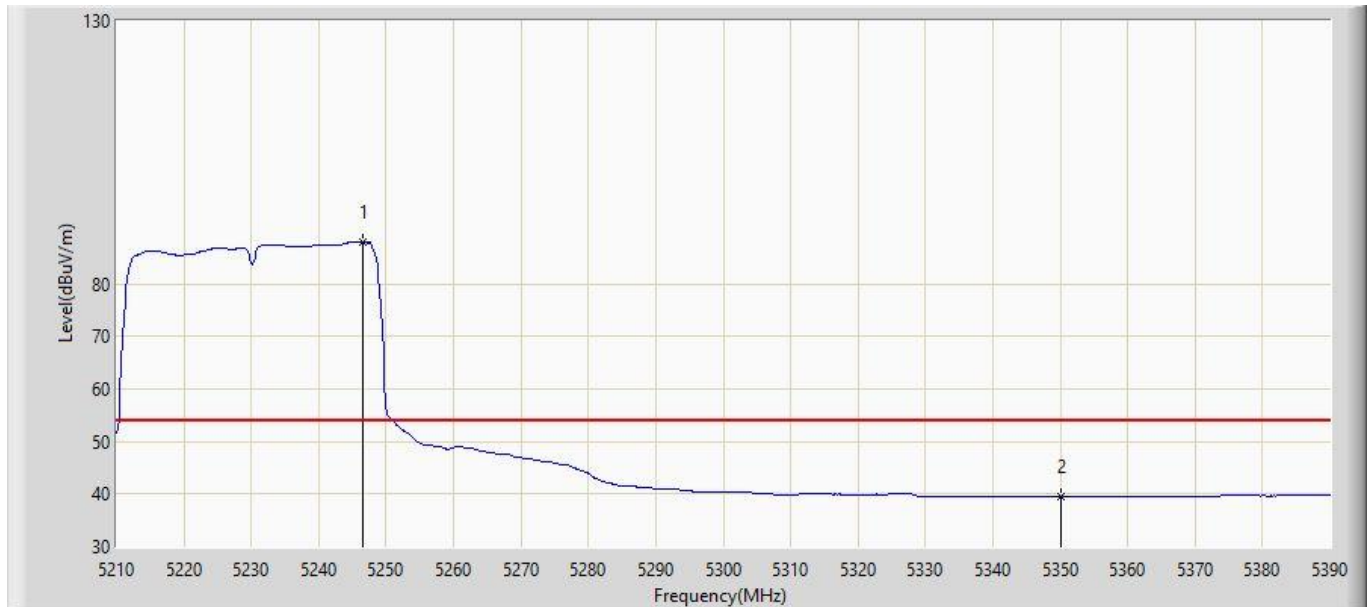
No	Mark	Frequency (MHz)	Measure Level (dBuV/m)	Reading Level (dBuV)	Over Limit (dB)	Limit (dBuV/m)	Factor (dB)	Type
1	*	5246.620	98.408	101.650	N/A	N/A	-3.242	PK
2		5350.000	53.893	56.914	-20.107	74.000	-3.021	PK

Note: Measure Level (dBuV/m) = Reading Level (dBuV) + Factor (dB)

Factor (dB) = Cable Loss (dB) + Antenna Factor (dB/m) - Pre\_Amplifier Gain (dB)



Engineer: Kerry	
Site: AC102	Time: 2016/08/04 - 11:00
Limit: FCC_Part15.209_RE(3m)	Margin: 0
Probe: BBHA 9120D(1-18GHz)	Polarity: Horizontal
EUT: IP3M-941W/941B	Power: AC 120V/60Hz
Note: Mode5: Transmit 802.11ac40 at 5230 MHz	



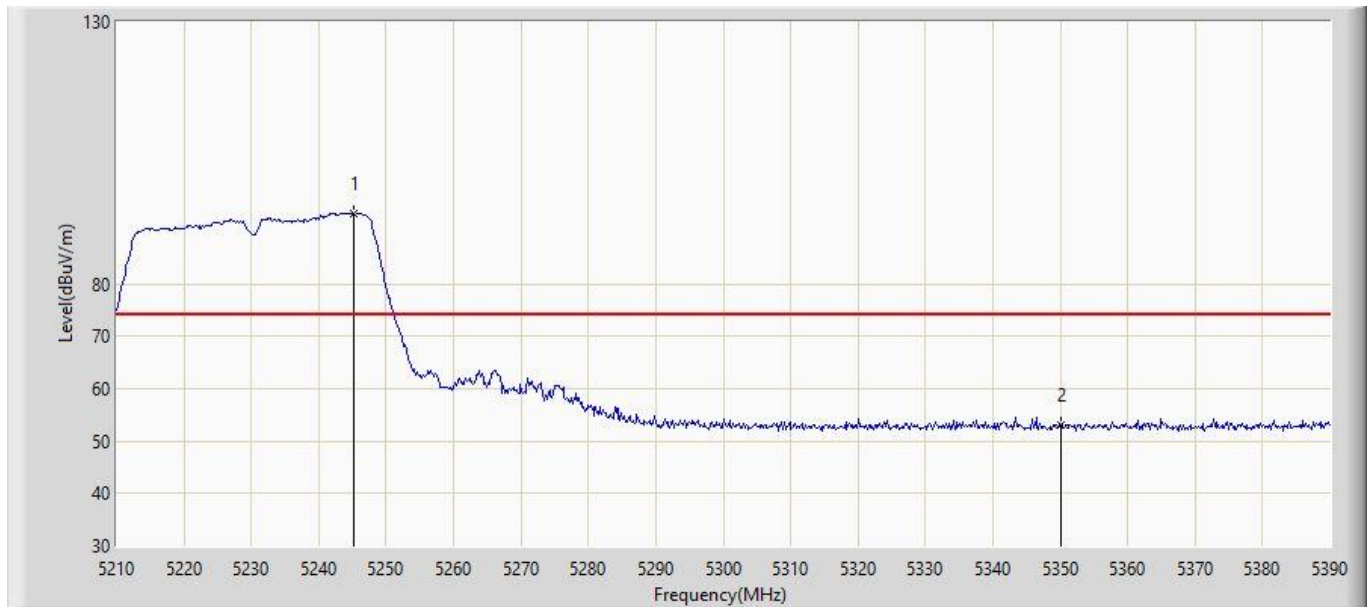
No	Mark	Frequency (MHz)	Measure Level (dBuV/m)	Reading Level (dBuV)	Over Limit (dB)	Limit (dBuV/m)	Factor (dB)	Type
1	*	5246.540	87.973	91.215	N/A	N/A	-3.242	AV
2		5350.000	39.462	42.483	-14.538	54.000	-3.021	AV

Note: Measure Level (dBuV/m) = Reading Level (dBuV) + Factor (dB)

Factor (dB) = Cable Loss (dB) + Antenna Factor (dB/m) - Pre\_Amplifier Gain (dB)



Engineer: Kerry	
Site: AC102	Time: 2016/08/04 - 11:02
Limit: FCC_Part15.209_RE(3m)	Margin: 0
Probe: BBHA 9120D(1-18GHz)	Polarity: Vertical
EUT: IP3M-941W/941B	Power: AC 120V/60Hz
Note: Mode5: Transmit 802.11ac40 at 5230 MHz	



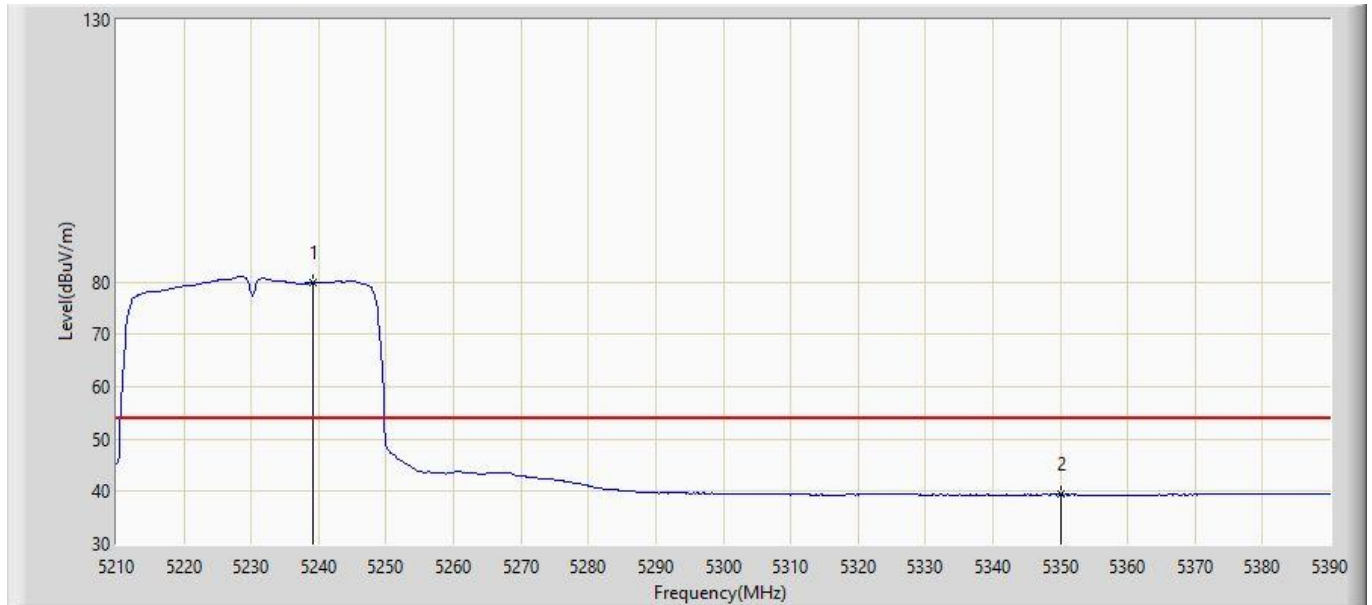
No	Mark	Frequency (MHz)	Measure Level (dBuV/m)	Reading Level (dBuV)	Over Limit (dB)	Limit (dBuV/m)	Factor (dB)	Type
1	*	5245.211	93.376	96.621	N/A	N/A	-3.245	PK
2		5350.000	53.149	56.170	-20.851	74.000	-3.021	PK

Note: Measure Level (dBuV/m) = Reading Level (dBuV) + Factor (dB)

Factor (dB) = Cable Loss (dB) + Antenna Factor (dB/m) - Pre\_Amplifier Gain (dB)



Engineer: Kerry	
Site: AC102	Time: 2016/08/04 - 11:02
Limit: FCC_Part15.209_RE(3m)	Margin: 0
Probe: BBHA 9120D(1-18GHz)	Polarity: Vertical
EUT: IP3M-941W/941B	Power: AC 120V/60Hz
Note: Mode5: Transmit 802.11ac40 at 5230 MHz	



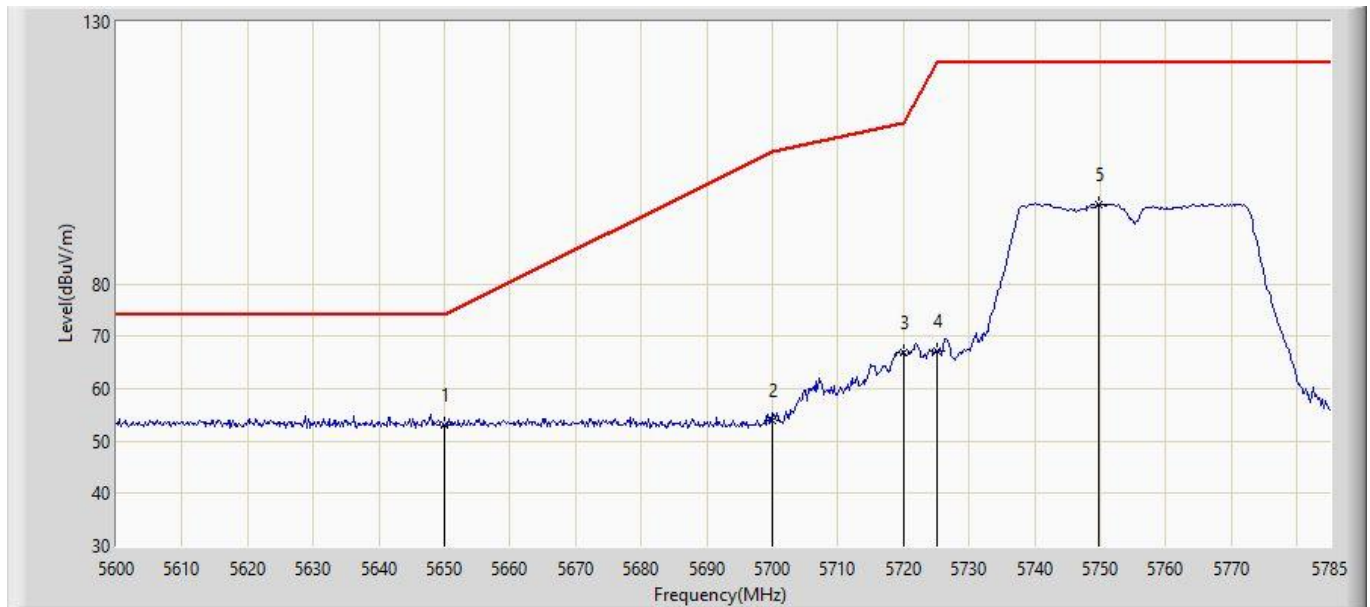
No	Mark	Frequency (MHz)	Measure Level (dBuV/m)	Reading Level (dBuV)	Over Limit (dB)	Limit (dBuV/m)	Factor (dB)	Type
1	*	5239.160	79.848	83.106	N/A	N/A	-3.258	AV
2		5350.000	39.395	42.416	-14.605	54.000	-3.021	AV

Note: Measure Level (dBuV/m) = Reading Level (dBuV) + Factor (dB)

Factor (dB) = Cable Loss (dB) + Antenna Factor (dB/m) - Pre\_Amplifier Gain (dB)



Engineer: Kerry	
Site: AC102	Time: 2016/08/04 - 11:04
Limit: Bandedge-Band3	Margin: 0
Probe: BBHA 9120D(1-18GHz)	Polarity: Horizontal
EUT: IP3M-941W/941B	Power: AC 120V/60Hz
Note: Mode5: Transmit 802.11ac40 at 5755 MHz	



No	Mark	Frequency (MHz)	Measure Level (dBuV/m)	Reading Level (dBuV)	Over Limit (dB)	Limit (dBuV/m)	Factor (dB)	Type
1	*	5650.000	53.188	55.759	-20.812	74.000	-2.571	PK
2		5700.000	53.786	56.314	-51.414	105.200	-2.528	PK
3		5720.000	66.920	69.431	-43.880	110.800	-2.511	PK
4		5725.000	67.129	69.636	-55.071	122.200	-2.507	PK
5		5749.850	95.156	97.641	N/A	N/A	-2.485	PK

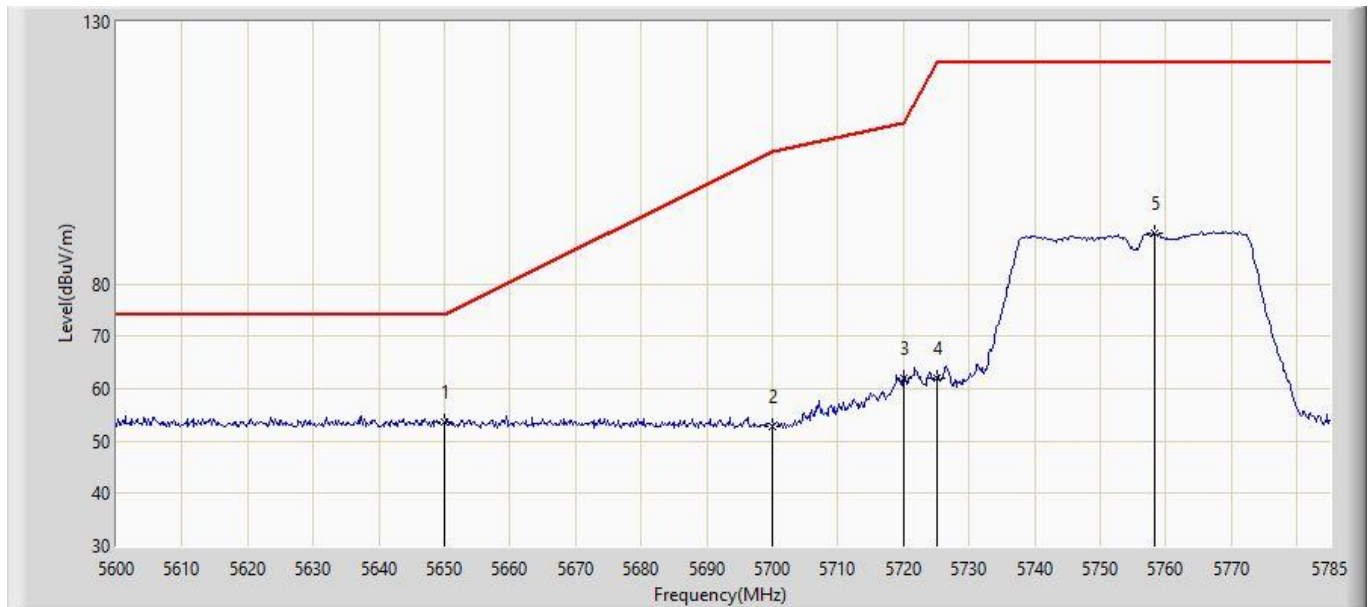
Note: Measure Level (dBuV/m) = Reading Level (dBuV) + Factor (dB)

Factor (dB) = Cable Loss (dB) + Antenna Factor (dB/m) - Pre\_Amplifier Gain (dB)





Engineer: Kerry	
Site: AC102	Time: 2016/08/04 - 11:05
Limit: Bandedge-Band3	Margin: 0
Probe: BBHA 9120D(1-18GHz)	Polarity: Vertical
EUT: IP3M-941W/941B	Power: AC 120V/60Hz
Note: Mode5: Transmit 802.11ac40 at 5755 MHz	



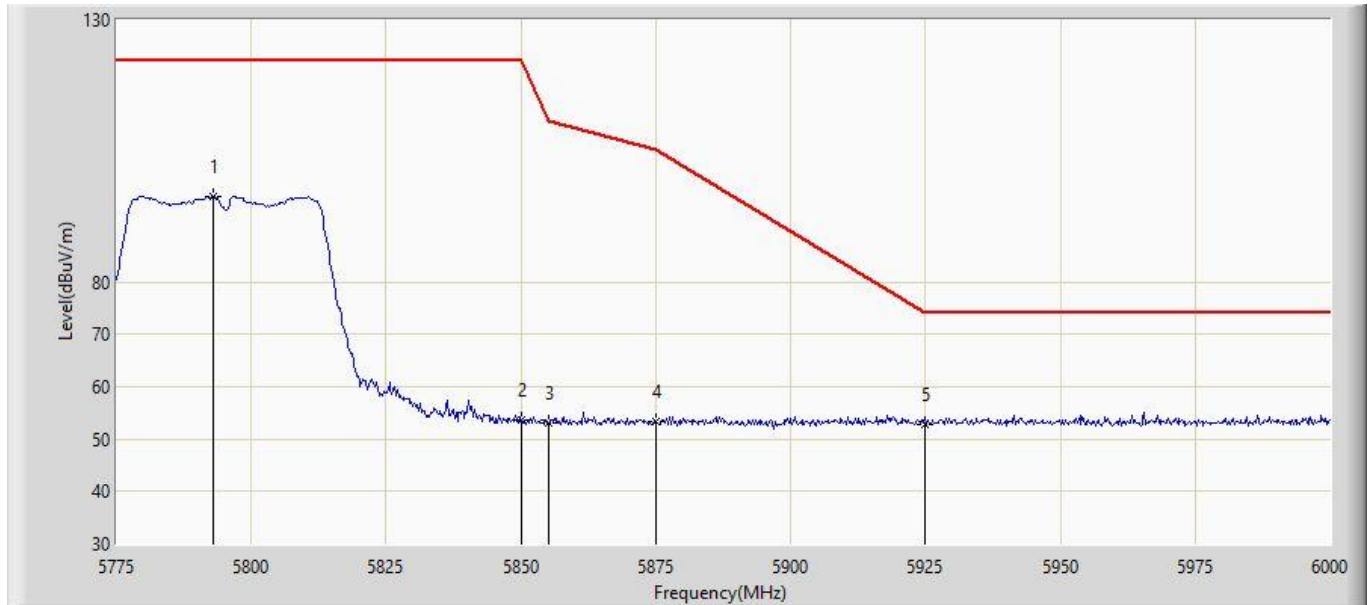
No	Mark	Frequency (MHz)	Measure Level (dBuV/m)	Reading Level (dBuV)	Over Limit (dB)	Limit (dBuV/m)	Factor (dB)	Type
1	*	5650.000	53.513	56.084	-20.487	74.000	-2.571	PK
2		5700.000	52.725	55.253	-52.475	105.200	-2.528	PK
3		5720.000	61.934	64.445	-48.866	110.800	-2.511	PK
4		5725.000	61.980	64.487	-60.220	122.200	-2.507	PK
5		5758.365	89.586	92.063	N/A	N/A	-2.477	PK

Note: Measure Level (dBuV/m) = Reading Level (dBuV) + Factor (dB)

Factor (dB) = Cable Loss (dB) + Antenna Factor (dB/m) - Pre\_Amplifier Gain (dB)



Engineer: Kerry	
Site: AC102	Time: 2016/08/04 - 11:07
Limit: Bandedge-Band3	Margin: 0
Probe: BBHA 9120D(1-18GHz)	Polarity: Horizontal
EUT: IP3M-941W/941B	Power: AC 120V/60Hz
Note: Mode5: Transmit 802.11ac40 at 5795 MHz	



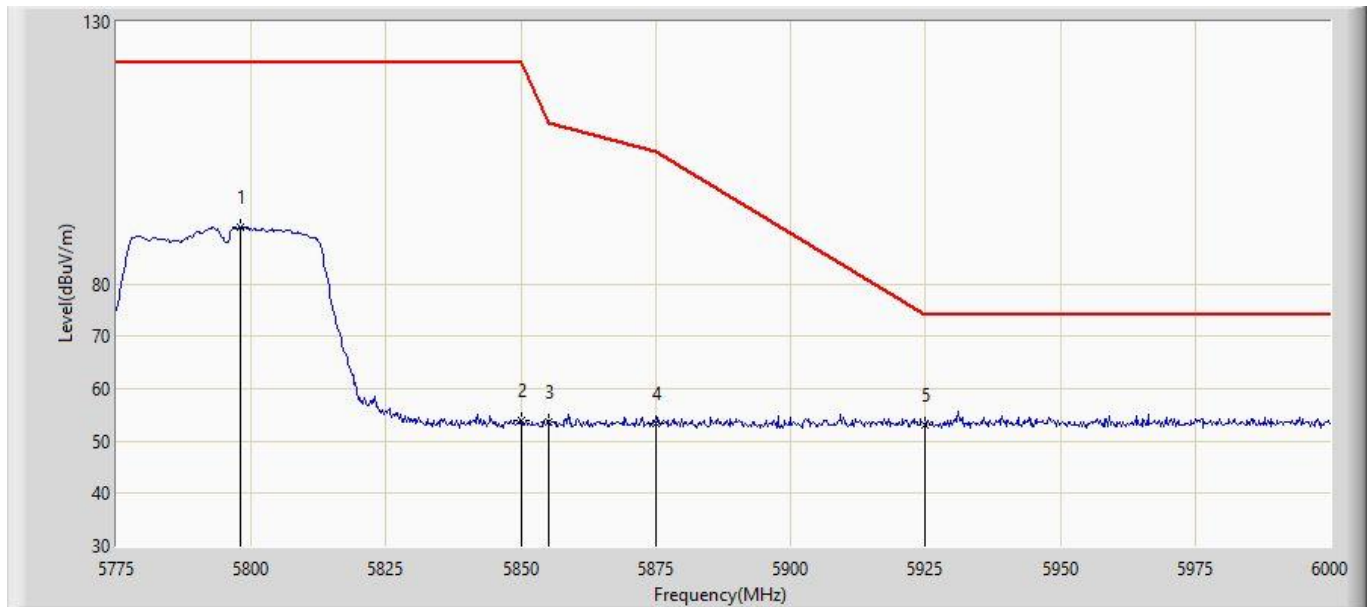
No	Mark	Frequency (MHz)	Measure Level (dBuV/m)	Reading Level (dBuV)	Over Limit (dB)	Limit (dBuV/m)	Factor (dB)	Type
1		5792.958	96.278	98.726	N/A	N/A	-2.448	PK
2		5850.000	53.615	56.014	-68.585	122.200	-2.399	PK
3		5855.000	52.984	55.379	-57.816	110.800	-2.395	PK
4		5875.000	53.315	55.693	-51.885	105.200	-2.378	PK
5	*	5925.000	52.781	55.115	-21.219	74.000	-2.334	PK

Note: Measure Level (dBuV/m) = Reading Level (dBuV) + Factor (dB)

Factor (dB) = Cable Loss (dB) + Antenna Factor (dB/m) - Pre\_Amplifier Gain (dB)



Engineer: Kerry	
Site: AC102	Time: 2016/08/04 - 11:08
Limit: Bandedge-Band3	Margin: 0
Probe: BBHA 9120D(1-18GHz)	Polarity: Vertical
EUT: IP3M-941W/941B	Power: AC 120V/60Hz
Note: Mode5: Transmit 802.11ac40 at 5795 MHz	



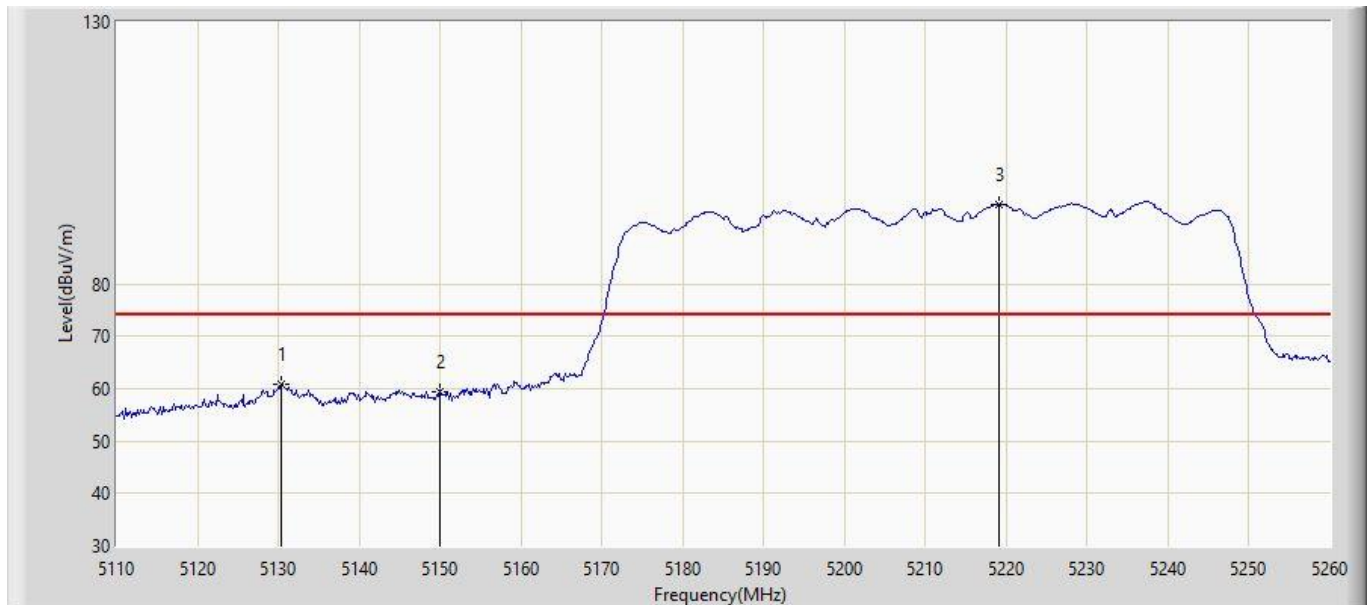
No	Mark	Frequency (MHz)	Measure Level (dBuV/m)	Reading Level (dBuV)	Over Limit (dB)	Limit (dBuV/m)	Factor (dB)	Type
1		5797.887	90.868	93.312	N/A	N/A	-2.444	PK
2		5850.000	53.900	56.299	-68.300	122.200	-2.399	PK
3		5855.000	53.743	56.138	-57.057	110.800	-2.395	PK
4		5875.000	53.368	55.746	-51.832	105.200	-2.378	PK
5	*	5925.000	52.997	55.331	-21.003	74.000	-2.334	PK

Note: Measure Level (dBuV/m) = Reading Level (dBuV) + Factor (dB)

Factor (dB) = Cable Loss (dB) + Antenna Factor (dB/m) - Pre\_Amplifier Gain (dB)



Engineer: Kerry	
Site: AC102	Time: 2016/08/04 - 11:10
Limit: FCC_Part15.209_RE(3m)	Margin: 0
Probe: BBHA 9120D(1-18GHz)	Polarity: Horizontal
EUT: IP3M-941W/941B	Power: AC 120V/60Hz
Note: Mode6: Transmit 802.11ac80 at 5210 MHz	



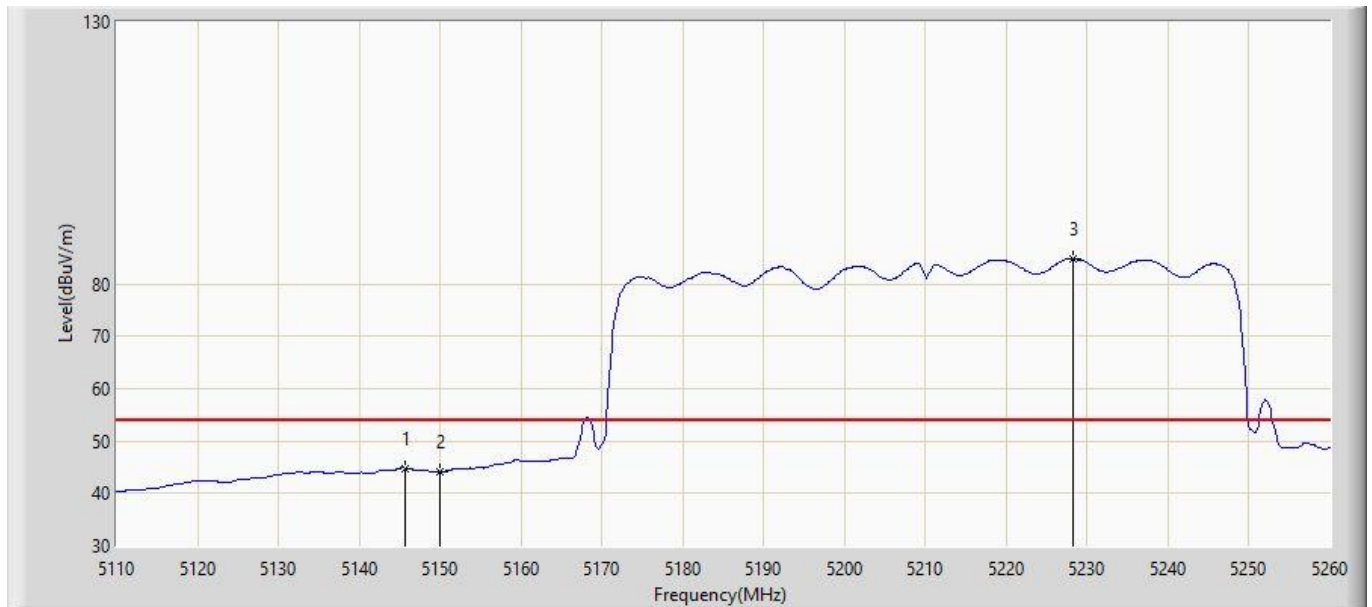
No	Mark	Frequency (MHz)	Measure Level (dBuV/m)	Reading Level (dBuV)	Over Limit (dB)	Limit (dBuV/m)	Factor (dB)	Type
1		5130.400	60.879	64.370	-13.121	74.000	-3.491	PK
2		5150.000	59.306	62.755	-14.694	74.000	-3.449	PK
3	*	5219.050	95.085	98.386	N/A	N/A	-3.301	PK

Note: Measure Level (dBuV/m) = Reading Level (dBuV) + Factor (dB)

Factor (dB) = Cable Loss (dB) + Antenna Factor (dB/m) - Pre\_Amplifier Gain (dB)



Engineer: Kerry	
Site: AC102	Time: 2016/08/04 - 11:14
Limit: FCC_Part15.209_RE(3m)	Margin: 0
Probe: BBHA 9120D(1-18GHz)	Polarity: Horizontal
EUT: IP3M-941W/941B	Power: AC 120V/60Hz
Note: Mode6: Transmit 802.11ac80 at 5210 MHz	



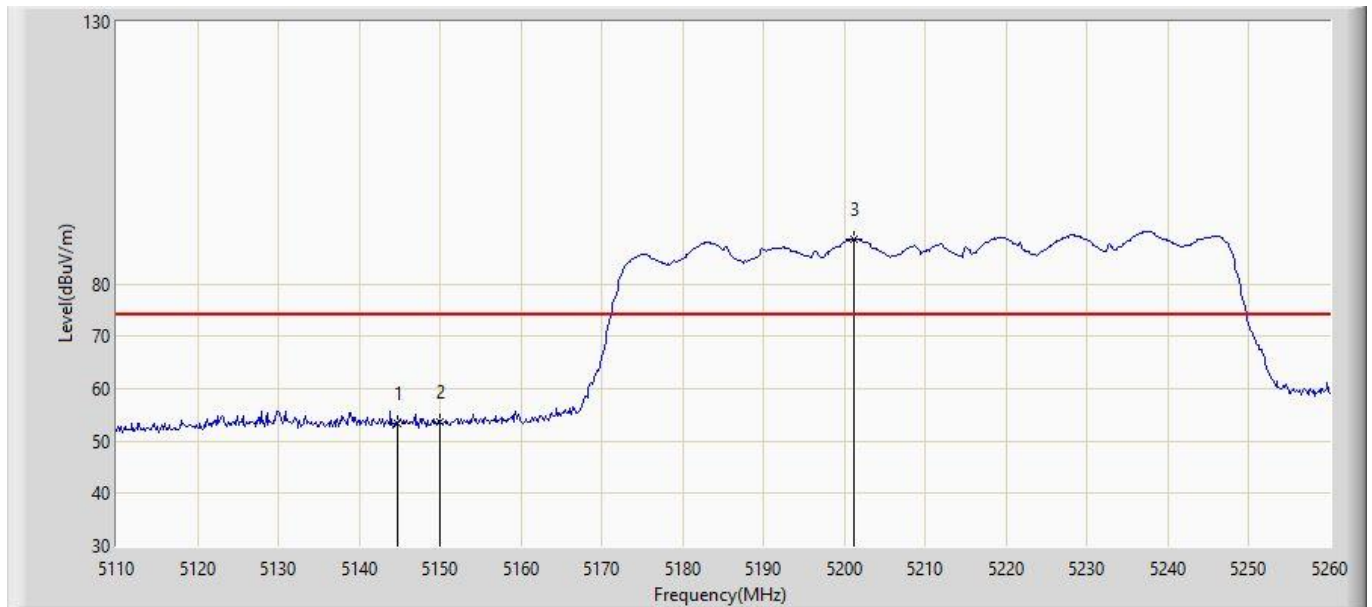
No	Mark	Frequency (MHz)	Measure Level (dBuV/m)	Reading Level (dBuV)	Over Limit (dB)	Limit (dBuV/m)	Factor (dB)	Type
1		5145.700	44.824	48.282	-9.176	54.000	-3.458	AV
2		5150.000	44.159	47.608	-9.841	54.000	-3.449	AV
3	*	5228.200	84.893	88.174	N/A	N/A	-3.281	AV

Note: Measure Level (dBuV/m) = Reading Level (dBuV) + Factor (dB)

Factor (dB) = Cable Loss (dB) + Antenna Factor (dB/m) - Pre\_Amplifier Gain (dB)



Engineer: Kerry	
Site: AC102	Time: 2016/08/04 - 11:15
Limit: FCC_Part15.209_RE(3m)	Margin: 0
Probe: BBHA 9120D(1-18GHz)	Polarity: Vertical
EUT: IP3M-941W/941B	Power: AC 120V/60Hz
Note: Mode6: Transmit 802.11ac80 at 5210 MHz	



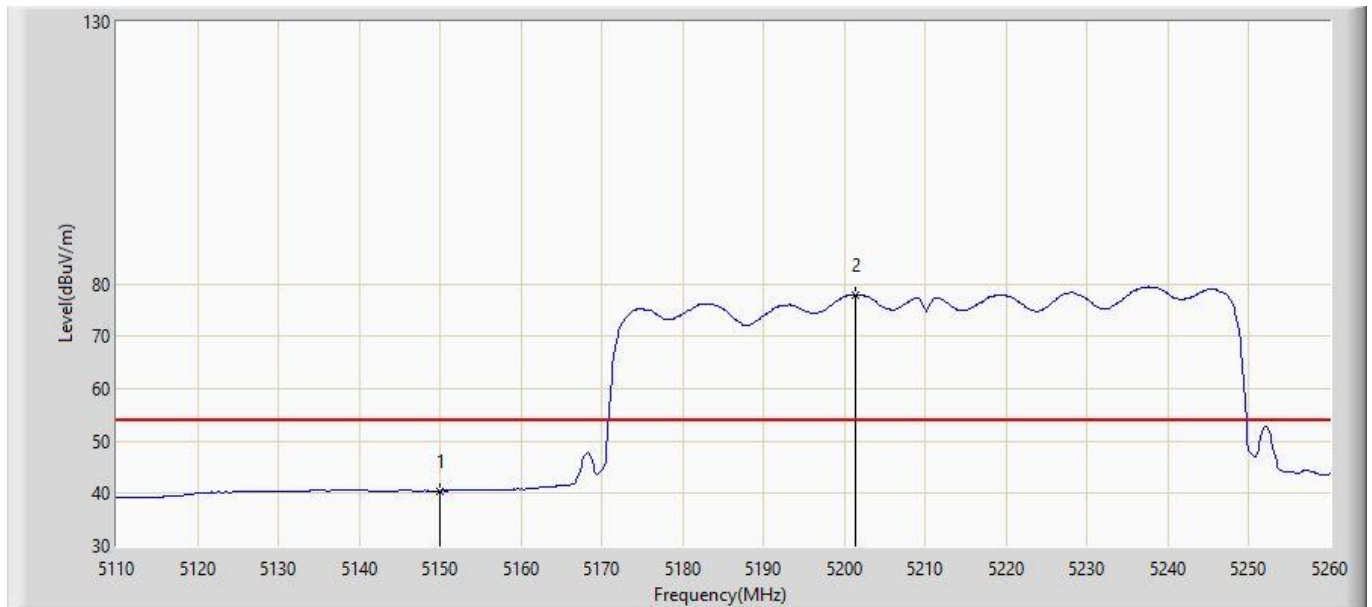
No	Mark	Frequency (MHz)	Measure Level (dBuV/m)	Reading Level (dBuV)	Over Limit (dB)	Limit (dBuV/m)	Factor (dB)	Type
1		5144.742	53.402	56.862	-20.598	74.000	-3.460	PK
2		5150.000	53.744	57.193	-20.256	74.000	-3.449	PK
3	*	5201.200	88.468	91.807	N/A	N/A	-3.339	PK

Note: Measure Level (dBuV/m) = Reading Level (dBuV) + Factor (dB)

Factor (dB) = Cable Loss (dB) + Antenna Factor (dB/m) - Pre\_Amplifier Gain (dB)



Engineer: Kerry	
Site: AC102	Time: 2016/08/04 - 11:16
Limit: FCC_Part15.209_RE(3m)	Margin: 0
Probe: BBHA 9120D(1-18GHz)	Polarity: Vertical
EUT: IP3M-941W/941B	Power: AC 120V/60Hz
Note: Mode6: Transmit 802.11ac80 at 5210 MHz	



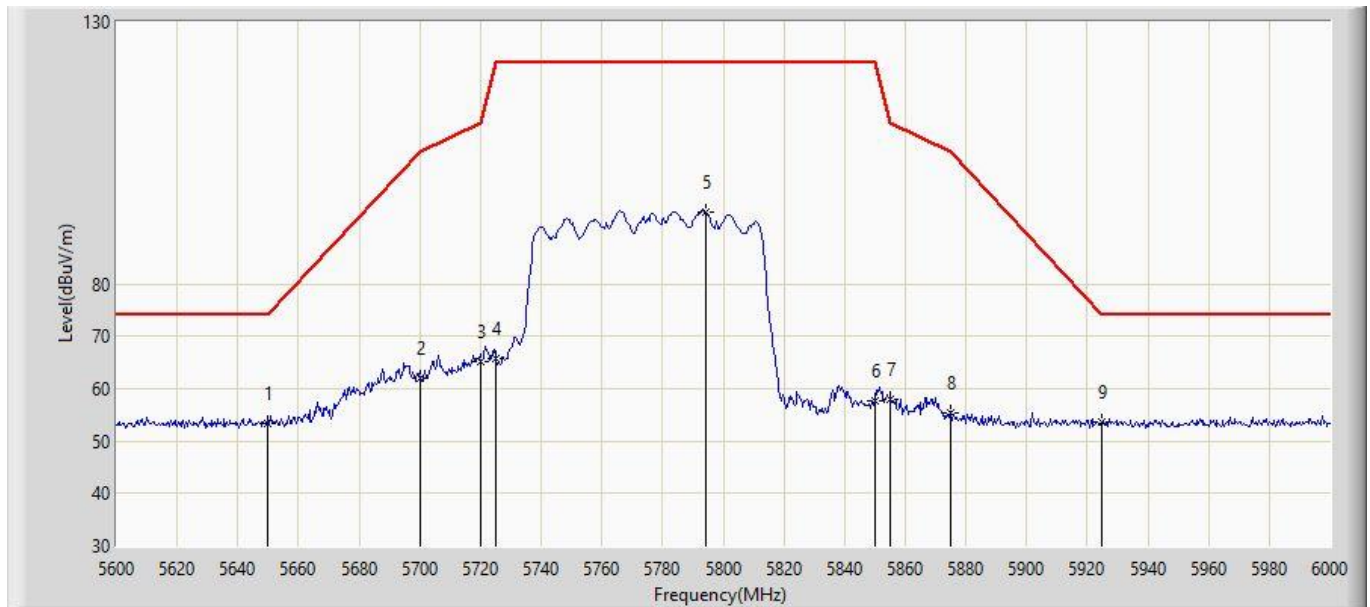
No	Mark	Frequency (MHz)	Measure Level (dBuV/m)	Reading Level (dBuV)	Over Limit (dB)	Limit (dBuV/m)	Factor (dB)	Type
1		5150.000	40.477	43.926	-13.523	54.000	-3.449	AV
2	*	5201.315	77.909	81.248	N/A	N/A	-3.339	AV

Note: Measure Level (dBuV/m) = Reading Level (dBuV) + Factor (dB)

Factor (dB) = Cable Loss (dB) + Antenna Factor (dB/m) - Pre\_Amplifier Gain (dB)



Engineer: Kerry	
Site: AC102	Time: 2016/08/04 - 11:18
Limit: Bandedge-Band3	Margin: 0
Probe: BBHA 9120D(1-18GHz)	Polarity: Horizontal
EUT: IP3M-941W/941B	Power: AC 120V/60Hz
Note: Mode6: Transmit 802.11ac80 at 5775 MHz	



No	Mark	Frequency (MHz)	Measure Level (dBuV/m)	Reading Level (dBuV)	Over Limit (dB)	Limit (dBuV/m)	Factor (dB)	Type
1		5650.000	53.372	55.943	-20.628	74.000	-2.571	PK
2		5700.000	61.996	64.524	-43.204	105.200	-2.528	PK
3		5720.000	65.057	67.568	-45.743	110.800	-2.511	PK
4		5725.000	65.660	68.167	-56.540	122.200	-2.507	PK
5		5794.053	93.596	96.043	N/A	N/A	-2.447	PK
6		5850.000	57.785	60.184	-64.415	122.200	-2.399	PK
7		5855.000	57.831	60.226	-52.969	110.800	-2.395	PK
8		5875.000	55.356	57.734	-49.844	105.200	-2.378	PK
9	*	5925.000	53.642	55.976	-20.358	74.000	-2.334	PK

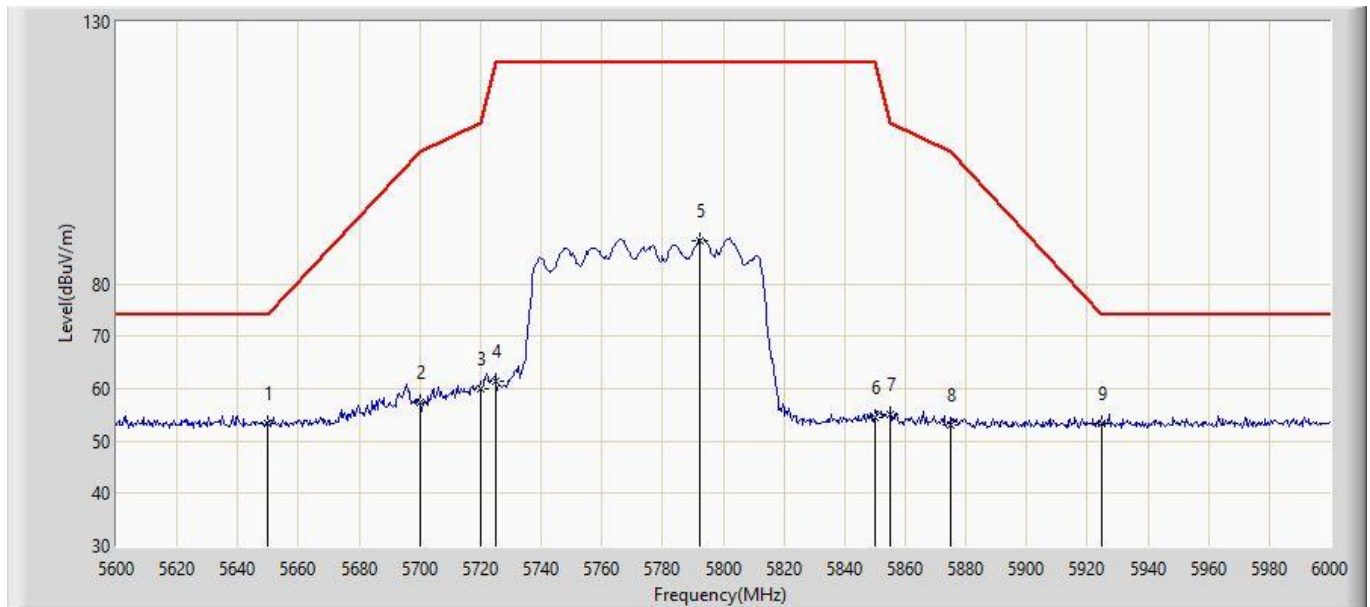
Note: Measure Level (dBuV/m) = Reading Level (dBuV) + Factor (dB)

Factor (dB) = Cable Loss (dB) + Antenna Factor (dB/m) - Pre\_Amplifier Gain (dB)





Engineer: Kerry	
Site: AC102	Time: 2016/08/04 - 11:19
Limit: Bandedge-Band3	Margin: 0
Probe: BBHA 9120D(1-18GHz)	Polarity: Vertical
EUT: IP3M-941W/941B	Power: AC 120V/60Hz
Note: Mode6: Transmit 802.11ac80 at 5775 MHz	



No	Mark	Frequency (MHz)	Measure Level (dBuV/m)	Reading Level (dBuV)	Over Limit (dB)	Limit (dBuV/m)	Factor (dB)	Type
1		5650.000	53.229	55.800	-20.771	74.000	-2.571	PK
2		5700.000	57.505	60.033	-47.695	105.200	-2.528	PK
3		5720.000	59.877	62.388	-50.923	110.800	-2.511	PK
4		5725.000	61.493	64.000	-60.707	122.200	-2.507	PK
5		5792.175	88.198	90.647	N/A	N/A	-2.449	PK
6		5850.000	54.604	57.003	-67.596	122.200	-2.399	PK
7		5855.000	55.196	57.591	-55.604	110.800	-2.395	PK
8		5875.000	53.029	55.407	-52.171	105.200	-2.378	PK
9	*	5925.000	53.382	55.716	-20.618	74.000	-2.334	PK

Note: Measure Level (dBuV/m) = Reading Level (dBuV) + Factor (dB)

Factor (dB) = Cable Loss (dB) + Antenna Factor (dB/m) - Pre\_Amplifier Gain (dB)



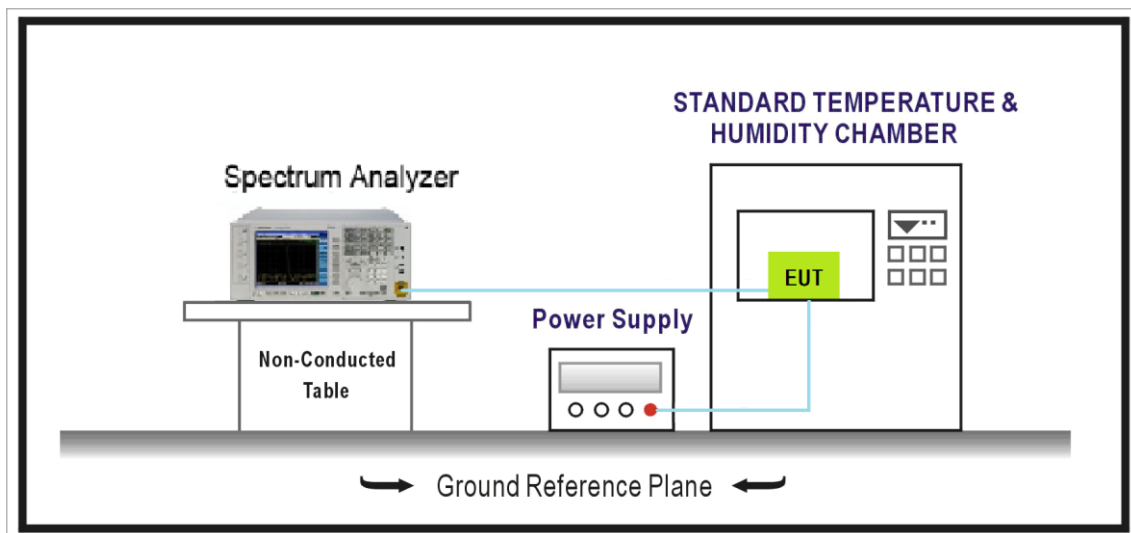
## 10. Frequency Stability

### 10.1 Test Equipment

Instrument	Manufacturer	Type No.	Serial No.	Calibration Date	Valid Date.
Spectrum Analyzer	Agilent	N9010A	MY53400169	2014.11.03	2015.11.03
Temperature/Humidity Meter	zhicheng	ZC1-2	TR8-TH	2015.04.09	2016.04.10

Note: All equipments are calibrated with traceable calibrations. Each calibration is traceable to the national or international standards.

### 10.2 Test Setup





### 10.3 Limit

Manufactures of U-NII devices are responsible for ensuring frequency stability such that an emission is maintained within the band of operation under all conditions of normal operation as specified in the user's manual.

### 10.4 Test Procedure

#### **Frequency Stability Under Temperature Variations:**

The equipment under test was connected to an external AC or DC power supply and input rated voltage. RF output was connected to a frequency counter or spectrum analyzer via feed through attenuators. The EUT was placed inside the temperature chamber. Set the spectrum analyzer RBW low enough to obtain the desired frequency resolution and measure EUT 20°C operating frequency as reference frequency. Turn EUT off and set the chamber temperature to highest. After the temperature stabilized for approximately 30 minutes recorded the frequency. Repeat step measure with 10°C decreased per stage until the lowest temperature reached.

#### **Frequency Stability Under Voltage Variations:**

Set chamber temperature to 20°C. Use a variable AC power supply / DC power source to power the EUT and set the voltage to rated voltage. Set the spectrum analyzer RBW low enough to obtain the desired frequency resolution and recorded the frequency.

Reduce the input voltage to specify extreme voltage variation ( $\pm 15\%$ ) and endpoint, record the maximum frequency change.

**10.5 Test Result**

Product	IP3M-941W/941B
Test Item	Frequency Stability
Test Mode	Carrier Transmit

Operating Frequency	Temp (°C)	Voltage (AC)	Frequency Tolerance (ppm)			
			0 minutes		2 minutes	
			Operation Frequency(MHz)	Measure Level(ppm)	Operation Frequency(MHz)	Measure Level(ppm)
36	0	102	5180.0108	2.13	5180.0114	2.05
		120	5180.0105	2.14	5180.0125	2.47
		138	5180.0122	2.28	5180.0114	2.13
	10	102	5180.0124	2.29	5180.0104	1.97
		120	5180.0114	2.17	5180.0122	2.07
		138	5180.0102	2.04	5180.0108	2.02
	20	102	5180.0103	2.14	5180.0117	2.45
		120	5180.0116	2.30	5180.0121	2.16
		138	5180.0120	2.28	5180.0125	2.46
	30	102	5180.0122	2.30	5180.0106	2.41
		120	5180.0119	2.44	5180.0128	1.99
		138	5180.0115	2.03	5180.0102	2.48
40	102	5180.0118	2.25	5180.0126	2.24	
	120	5180.0110	1.97	5180.0118	1.97	
	138	5180.0104	2.02	5180.0105	2.33	
44	0	102	5220.0123	1.96	5220.0103	2.24
		120	5220.0111	2.34	5220.0114	2.28
		138	5220.0119	2.29	5220.0123	2.13
	10	102	5220.0120	2.29	5220.0128	2.09
		120	5220.0112	2.30	5220.0107	2.44
		138	5220.0129	2.35	5220.0110	2.05
	20	102	5220.0107	2.07	5220.0128	2.37
		120	5220.0107	2.00	5220.0112	2.20
		138	5220.0128	2.27	5220.0119	2.38
30	102	5220.0102	2.30	5220.0125	1.96	



		120	5220.0119	2.37	5220.0109	2.13	
		138	5220.0108	2.37	5220.0102	2.12	
	40	102	5220.0126	2.22	5220.0109	2.39	
		120	5220.0107	2.00	5220.0103	2.06	
		138	5220.0114	1.98	5220.0113	2.46	
48	0	102	5240.0120	1.99	5240.0105	2.36	
		120	5240.0127	2.43	5240.0115	1.99	
		138	5240.0108	2.17	5240.0104	1.99	
	10	102	5240.0118	2.10	5240.0119	2.43	
		120	5240.0118	2.29	5240.0102	2.11	
		138	5240.0122	2.13	5240.0117	2.49	
	20	102	5240.0106	2.27	5240.0119	2.40	
		120	5240.0110	2.46	5240.0124	2.33	
		138	5240.0106	2.23	5240.0117	2.12	
	30	102	5240.0101	2.18	5240.0107	2.21	
		120	5240.0111	2.33	5240.0114	2.23	
		138	5240.0129	2.41	5240.0117	2.13	
	40	102	5240.0104	2.30	5240.0113	2.30	
		120	5240.0108	2.21	5240.0126	2.42	
		138	5240.0105	2.02	5240.0124	2.09	
	149	0	102	5745.0113	2.00	5745.0115	2.08
			120	5745.0109	2.25	5745.0109	2.22
			138	5745.0106	2.02	5745.0105	2.40
10		102	5745.0119	2.41	5745.0120	2.48	
		120	5745.0102	2.29	5745.0115	2.42	
		138	5745.0107	2.39	5745.0110	1.96	
20		102	5745.0110	2.30	5745.0109	2.43	
		120	5745.0110	2.24	5745.0125	1.97	
		138	5745.0112	2.14	5745.0113	2.24	
30		102	5745.0108	2.38	5745.0105	2.15	
		120	5745.0123	2.49	5745.0109	2.12	
		138	5745.0106	2.00	5745.0109	2.09	
40		102	5745.0114	2.32	5745.0127	2.31	
		120	5745.0122	2.08	5745.0102	2.18	
		138	5745.0116	2.35	5745.0103	2.05	



157	0	102	5795.0127	2.30	5795.0109	2.20
		120	5795.0107	2.03	5795.0110	2.08
		138	5795.0121	2.19	5795.0126	2.21
	10	102	5795.0128	2.46	5795.0116	2.36
		120	5795.0107	2.01	5795.0111	2.49
		138	5795.0117	2.03	5795.0114	2.09
	20	102	5795.0130	2.47	5795.0116	2.14
		120	5795.0106	2.13	5795.0108	2.46
		138	5795.0118	2.46	5795.0123	2.35
	30	102	5795.0125	2.47	5795.0108	2.20
		120	5795.0145	2.08	5795.0101	2.17
		138	5795.0120	2.05	5795.0110	2.18
40	102	5795.0129	2.32	5795.0113	2.30	
	120	5795.0105	2.26	5795.0120	2.48	
	138	5795.0146	2.24	5795.0119	2.49	
165	0	102	5825.0130	2.33	5825.0120	2.12
		120	5825.0105	1.96	5825.0108	2.23
		138	5825.0115	2.16	5825.0115	2.32
	10	102	5825.0124	2.07	5825.0121	2.38
		120	5825.0105	2.08	5825.0125	2.18
		138	5825.0117	2.36	5825.0109	2.43
	20	102	5825.0128	2.19	5825.0110	2.40
		120	5825.0106	2.49	5825.0116	2.26
		138	5825.0118	2.31	5825.0108	2.37
	30	102	5825.0128	2.03	5825.0105	1.99
		120	5825.0107	2.22	5825.0121	2.26
		138	5825.0116	2.23	5825.0121	2.40
	40	102	5825.0123	2.12	5825.0125	1.96
		120	5825.0107	2.45	5825.0105	2.42
		138	5825.0119	2.15	5825.0127	2.35