

TEST REPORT

Product Name : Smart Speaker
Model Number : D14U
FCC ID : ZY9-D14U

Prepared for : Shenzhen Great Power Innovation and Technology Enterprise Co.,Ltd

Address : Building E, Xin Xulong Industrial Area, Kukeng Village, Guanlan Town, Longhua New District, Shenzhen, China

Prepared by : EMTEK (SHENZHEN) CO., LTD.
Address : Bldg 69, Majialong Industry Zone, Nanshan District, Shenzhen, Guangdong, China

Tel: (0755) 26954280
Fax: (0755) 26954282

Report Number : ES200117042W04
Date(s) of Tests : January 18, 2020 to April 16, 2020
Date of issue : May 6, 2020

扫二维码

1 TEST RESULT CERTIFICATION

Applicant : Shenzhen Great Power Innovation and Technology Enterprise Co.,Ltd
 Address : Building E, Xin Xulong Industrial Area, Kukeng Village, Guanlan Town, Longhua
 New District, Shenzhen, China

Manufacturer : Shenzhen Great Power Innovation and Technology Enterprise Co.,Ltd
 Address : Building E, Xin Xulong Industrial Area, Kukeng Village, Guanlan Town, Longhua
 New District, Shenzhen, China

EUT : Smart Speaker

Model Name : D14U

Trademark : KONKA

Measurement Procedure Used:

APPLICABLE STANDARDS	
STANDARD	TEST RESULT
FCC 47 CFR Part 2, Subpart J FCC 47 CFR Part 15, Subpart E	PASS

The above equipment was tested by EMTEK (SHENZHEN) CO., LTD. The test data, data evaluation, test procedures, and equipment configurations shown in this report were made in accordance with the procedures given in ANSI C63.10 (2013) and the energy emitted by the sample EUT tested as described in this report is in compliance with the requirements of FCC Rules Part 2 and Part 15.407

The test results of this report relate only to the tested sample identified in this report.

Date of Test : January 18, 2020 to April 16, 2020

Prepared by : Mill Chen
 Mill Chen /Editor

Reviewer : Sewen Guo
 Sewen Guo /Supervisor

Approve & Authorized Signer : Lisa Wang
 Lisa Wang/Manager



TABLE OF CONTENTS

1 TEST RESULT CERTIFICATION.....	2
2 EUT TECHNICAL DESCRIPTION.....	4
3 SUMMARY OF TEST RESULT.....	6
4 TEST METHODOLOGY.....	7
4.1 GENERAL DESCRIPTION OF APPLIED STANDARDS.....	7
4.2 MEASUREMENT EQUIPMENT USED.....	7
4.3 DESCRIPTION OF TEST MODES.....	8
5 FACILITIES AND ACCREDITATIONS.....	12
5.1 FACILITIES.....	12
5.2 LABORATORY ACCREDITATIONS AND LISTINGS.....	12
6 TEST SYSTEM UNCERTAINTY.....	13
7 SETUP OF EQUIPMENT UNDER TEST.....	14
7.1 RADIO FREQUENCY TEST SETUP.....	14
7.2 RADIO FREQUENCY TEST SETUP.....	14
7.3 CONDUCTED EMISSION TEST SETUP.....	16
7.4 BLOCK DIAGRAM CONFIGURATION OF TEST SYSTEM.....	17
7.5 SUPPORT EQUIPMENT.....	17
8 TEST REQUIREMENTS.....	18
8.1 BANDWIDTH MEASUREMENT.....	18
8.2 MAXIMUM CONDUCTED OUTPUT POWER.....	87
8.3 MAXIMUM PEAK POWER DENSITY.....	93
8.4 FREQUENCY STABILITY.....	127
8.5 UNDESIRABLE RADIATED SPURIOUS EMISSION.....	136
8.6 POWER LINE CONDUCTED EMISSIONS.....	165
8.7 ANTENNA APPLICATION.....	168

2 EUT TECHNICAL DESCRIPTION

Characteristics	Description
Product	Smart Speaker
Model Number	D14U
Wifi Type	<input checked="" type="checkbox"/> UNII-1: 5150MHz-5250MHz Band <input checked="" type="checkbox"/> UNII-2A: with 5250MHz-5350MHz Band <input checked="" type="checkbox"/> UNII-2C: with 5470MHz-5725MHz Band <input checked="" type="checkbox"/> UNII-3 with 5725MHz-5850MHz Band
WLAN Supported	<input checked="" type="checkbox"/> 802.11a <input checked="" type="checkbox"/> 802.11n(20MHz channel bandwidth) <input checked="" type="checkbox"/> 802.11n(40MHz channel bandwidth) <input checked="" type="checkbox"/> 802.11ac(20MHz channel bandwidth) <input checked="" type="checkbox"/> 802.11ac(40MHz channel bandwidth) <input checked="" type="checkbox"/> 802.11ac(80MHz channel bandwidth)
Data Rate	802.11a:54/48/36/24/18/12/9/6Mbps 802.11n:up to 600 Mbps 802.11ac:up to 1.733Gbps
Modulation	<input checked="" type="checkbox"/> OFDM with BPSK/QPSK/16QAM/64QAM for 802.11a/n; <input checked="" type="checkbox"/> OFDM with BPSK/QPSK/16QAM/64QAM/256QAM for 802.11ac;
Frequency Range	<input checked="" type="checkbox"/> UNII-1: 5150MHz-5250MHz Band
	<input checked="" type="checkbox"/> 5180-5240MHz for 802.11a; <input checked="" type="checkbox"/> 5180-5240MHz for 802.11n(HT20); <input checked="" type="checkbox"/> 5180-5240MHz for 802.11ac(HT20); <input checked="" type="checkbox"/> 5190-5230MHz for 802.11n(HT40); <input checked="" type="checkbox"/> 5190-5230MHz for 802.11ac(HT40); <input checked="" type="checkbox"/> 5210MHz for 802.11ac(HT80);
	<input checked="" type="checkbox"/> UNII-2A: with 5250MHz-5350MHz Band
	<input checked="" type="checkbox"/> 5260-5320MHz for 802.11a; <input checked="" type="checkbox"/> 5260-5320MHz for 802.11n(HT20); <input checked="" type="checkbox"/> 5260-5320MHz for 802.11ac(HT20); <input checked="" type="checkbox"/> 5270-5310MHz for 802.11n(HT40); <input checked="" type="checkbox"/> 5270-5310MHz for 802.11ac(HT40); <input checked="" type="checkbox"/> 5290MHz for 802.11ac(HT80);
	<input checked="" type="checkbox"/> UNII-2C: with 5470MHz-5725MHz Band
	<input checked="" type="checkbox"/> 5500-5700MHz for 802.11a; <input checked="" type="checkbox"/> 5500-5700MHz for 802.11n(HT20); <input checked="" type="checkbox"/> 5500-5700MHz for 802.11ac(HT20); <input checked="" type="checkbox"/> 5510-5670MHz for 802.11n(HT40); <input checked="" type="checkbox"/> 5510-5670MHz for 802.11ac(HT40); <input checked="" type="checkbox"/> 5530-5610MHz for 802.11ac(HT80)
	<input checked="" type="checkbox"/> UNII-3 with 5725MHz-5850MHz Band
	<input checked="" type="checkbox"/> 5745-5825MHz for 802.11a; <input checked="" type="checkbox"/> 5745-5825MHz for 802.11n(HT20); <input checked="" type="checkbox"/> 5745-5825MHz for 802.11ac(HT20); <input checked="" type="checkbox"/> 5755-5795MHz for 802.11n(HT40); <input checked="" type="checkbox"/> 5755-5795MHz for 802.11ac(HT40); <input checked="" type="checkbox"/> 5775MHz for 802.11ac(HT80);
TPC Function	<input checked="" type="checkbox"/> Applicable <input type="checkbox"/> Not Applicable
Antenna Type	FPC Antenna
Antenna Gain	4.18 dBi
Transmit Power(max)	15.31dBm

Power supply	<input checked="" type="checkbox"/> DC12V from adapter
	<input checked="" type="checkbox"/> Adapter : Model:HX24A-1202000-AG Input:AC100-240V,50/60Hz,0.8A Output:DC12V,2A

Note: for more details, please refer to the User's manual of the EUT.



3 SUMMARY OF TEST RESULT

FCC Part Clause	Test Parameter	Verdict	Remark
15.407 (a) 15.407 (e)	99% , 6dB and 26dB Bandwidth	PASS	
15.407 (a)	Maximum Conducted Output Power	PASS	
15.407 (a)	Peak Power Spectral Density	PASS	
15.407 (b)	Radiated Spurious Emission	PASS	
15.407(g)	Frequency Stability	PASS	
15.407 (b)(6) 15.207	Power Line Conducted Emission	PASS	
15.407(a) 15.203	Antenna Application	PASS	
<p>NOTE1: N/A (Not Applicable) NOTE2: According to FCC OET KDB 789033 D2 General UNII Test Procedures New Rules v02r01, In addition, the radiated test is also performed to ensure the emissions emanating from the device cabinet also comply with the applicable limits.</p>			

RELATED SUBMITTAL(S) / GRANT(S):

This submittal(s) (test report) is intended for FCC ID: ZY9-D14U filing to comply with Section 15.247 of the FCC Part 15, Subpart E Rules.

4 TEST METHODOLOGY

4.1 GENERAL DESCRIPTION OF APPLIED STANDARDS

According to its specifications, the EUT must comply with the requirements of the following standards:

FCC 47 CFR Part 2, Subpart J

FCC 47 CFR Part 15, Subpart E

FCC KDB 789033 D2 General UNII Test Procedures New Rules v02r01

4.2 MEASUREMENT EQUIPMENT USED

4.2.1 Conducted Emission Test Equipment

EQUIPMENT TYPE	MFR	MODEL NUMBER	SERIAL NUMBER	LAST CAL.
Test Receiver	Rohde & Schwarz	ESCS30	828985/018	05/19/2019
L.I.S.N.	Schwarzbeck	NNLK8129	8129203	05/19/2019
50Ω Coaxial Switch	Anritsu	MP59B	M20531	05/19/2019
Pulse Limiter	Rohde & Schwarz	ESH3-Z2	100006	05/19/2019
Voltage Probe	Rohde & Schwarz	TK9416	N/A	05/19/2019
I.S.N	Rohde & Schwarz	ENY22	1109.9508.02	05/19/2019

4.2.2 Radiated Emission Test Equipment

EQUIPMENT TYPE	MFR	MODEL NUMBER	SERIAL NUMBER	LAST CAL.
EMI Test Receiver	Rohde & Schwarz	ESU	1302.6005.26	05/19/2019
Pre-Amplifier	HP	8447F	2944A07999	05/19/2019
Bilog Antenna	Schwarzbeck	VULB9163	142	05/19/2019
Loop Antenna	ARA	PLA-1030/B	1029	05/19/2019
Horn Antenna	Schwarzbeck	BBHA 9170	BBHA9170399	05/19/2019
Horn Antenna	Schwarzbeck	BBHA 9120	D143	05/19/2019
Cable	Schwarzbeck	AK9513	ACRX1	05/19/2019
Cable	Rosenberger	N/A	FP2RX2	05/19/2019
Cable	Schwarzbeck	AK9513	CRPX1	05/19/2019
Cable	Schwarzbeck	AK9513	CRRX2	05/19/2019

4.2.3 Radio Frequency Test Equipment

EQUIPMENT TYPE	MFR	MODEL NUMBER	SERIAL NUMBER	LAST CAL.
Spectrum Analyzer	Agilent	E4407B	88156318	05/19/2019
Signal Analyzer	Agilent	N9010A	My53470879	05/19/2019
Power meter	Anritsu	ML2495A	0824006	05/19/2019
Power sensor	Anritsu	MA2411B	0738172	05/19/2019
Spectrum Analyzer	Agilent	E4407B	88156318	05/19/2019
Temperature & Humidity Chamber	YINHE	SDH0525F	2003003	05/19/2019

Remark: Each piece of equipment is scheduled for calibration once a year.

4.3 DESCRIPTION OF TEST MODES

The EUT has been tested under its typical operating condition.

The EUT configuration for testing is installed on RF field strength measurement to meet the Commissions requirement and operating in a manner which intends to maximize its emission characteristics in a continuous normal application.

The Transmitter was operated in the normal operating mode. The TX frequency was fixed which was for the purpose of the measurements.

Test of channel included the lowest and middle and highest frequency to perform the test, then record on this report.

Pre-defined engineering program for regulatory testing used to control the EUT for staying in continuous transmitting and receiving mode is programmed.

Wifi 5G with U-NII - 1

Frequency and Channel list for 802.11a/n (HT20)/802.11ac (HT20):

Channel	Frequency (MHz)	Channel	Frequency (MHz)	Channel	Frequency (MHz)
36	5180	44	5220		
40	5200	48	5240		

Frequency and Channel list for 802.11n (HT40)/ 802.11ac (HT40):

Channel	Frequency (MHz)	Channel	Frequency (MHz)	Channel	Frequency (MHz)
38	5190				
46	5230				

Frequency and Channel list for 802.11ac Wave2 (HT80):

Channel	Frequency (MHz)	Channel	Frequency (MHz)	Channel	Frequency (MHz)
42	5210				

Test Frequency and Channel for 802.11a/n (HT20)/802.11ac (HT20):

Lowest Frequency		Middle Frequency		Highest Frequency	
Channel	Frequency (MHz)	Channel	Frequency (MHz)	Channel	Frequency (MHz)
36	5180	40	5200	48	5240

Test Frequency and channel for 802.11n (HT40)/ 802.11ac (HT40):

Lowest Frequency		Middle Frequency		Highest Frequency	
Channel	Frequency (MHz)	Channel	Frequency (MHz)	Channel	Frequency (MHz)
38	5190	N/A	N/A	46	5230

Test Frequency and channel for 802.11ac Wave2 (HT80):

Lowest Frequency		Middle Frequency		Highest Frequency	
Channel	Frequency (MHz)	Channel	Frequency (MHz)	Channel	Frequency (MHz)
42	5210	N/A	N/A	N/A	N/A

Wifi 5G with U-NII -2A

Frequency and Channel list for 802.11a/n (HT20)/802.11ac (HT20):

Channel	Frequency (MHz)	Channel	Frequency (MHz)	Channel	Frequency (MHz)
52	5260	60	5300		
56	5280	64	5320		

Frequency and Channel list for 802.11n (HT40)/ 802.11ac (HT40):

Channel	Frequency (MHz)	Channel	Frequency (MHz)	Channel	Frequency (MHz)
54	5270				
62	5310				

Frequency and Channel list for 802.11ac (HT80):

Channel	Frequency (MHz)	Channel	Frequency (MHz)	Channel	Frequency (MHz)
58	5290				

Test Frequency and Channel for 802.11a/n (HT20)/802.11ac (HT20):

Lowest Frequency		Middle Frequency		Highest Frequency	
Channel	Frequency (MHz)	Channel	Frequency (MHz)	Channel	Frequency (MHz)
52	5260	56	5280	64	5320

Test Frequency and channel for 802.11n (HT40)/ 802.11ac (HT40):

Lowest Frequency		Middle Frequency		Highest Frequency	
Channel	Frequency (MHz)	Channel	Frequency (MHz)	Channel	Frequency (MHz)
54	5270	N/A	N/A	62	5310

Test Frequency and channel for 802.11ac (HT80):

Lowest Frequency		Middle Frequency		Highest Frequency	
Channel	Frequency (MHz)	Channel	Frequency (MHz)	Channel	Frequency (MHz)
58	5290				

Wifi 5G with U-NII -2C

Frequency and Channel list for 802.11a/n (HT20)/802.11ac (HT20):

Channel	Frequency (MHz)	Channel	Frequency (MHz)	Channel	Frequency (MHz)
100	5500	116	5580	132	5660
104	5520	120	5600	136	5680
108	5540	124	5620	140	5700
112	5560	128	5640		

Frequency and Channel list for 802.11n (HT40)/ 802.11ac (HT40):

Channel	Frequency (MHz)	Channel	Frequency (MHz)	Channel	Frequency (MHz)
102	5510	118	5590	134	5670
110	5550	126	5630		

Frequency and Channel list for 802.11ac (HT80):

Channel	Frequency (MHz)	Channel	Frequency (MHz)	Channel	Frequency (MHz)
106	5530	122	5610		

Test Frequency and Channel for 802.11a/n (HT20)/802.11ac (HT20):

Lowest Frequency		Middle Frequency		Highest Frequency	
Channel	Frequency (MHz)	Channel	Frequency (MHz)	Channel	Frequency (MHz)
100	5500	116	5580	140	5700

Test Frequency and channel for 802.11n (HT40)/ 802.11ac (HT40):

Lowest Frequency		Middle Frequency		Highest Frequency	
Channel	Frequency (MHz)	Channel	Frequency (MHz)	Channel	Frequency (MHz)
102	5510			134	5670

Test Frequency and channel for 802.11ac (HT80):

Lowest Frequency		Middle Frequency		Highest Frequency	
Channel	Frequency (MHz)	Channel	Frequency (MHz)	Channel	Frequency (MHz)
106	5530				

Wifi 5G with U-NII -3

Frequency and Channel list for 802.11a/n (HT20)/802.11ac (HT20):

Channel	Frequency (MHz)	Channel	Frequency (MHz)	Channel	Frequency (MHz)
149	5745	157	5785	165	5825
153	5765	161	5805		

Frequency and Channel list for 802.11n (HT40)/ 802.11ac (HT40):

Channel	Frequency (MHz)	Channel	Frequency (MHz)	Channel	Frequency (MHz)
151	5755				
159	5795				

Frequency and Channel list for 802.11ac (HT80):

Channel	Frequency (MHz)	Channel	Frequency (MHz)	Channel	Frequency (MHz)
155	5775				

Test Frequency and Channel for 802.11a/n (HT20)/802.11ac (HT20):

Lowest Frequency		Middle Frequency		Highest Frequency	
Channel	Frequency (MHz)	Channel	Frequency (MHz)	Channel	Frequency (MHz)
149	5745	157	5785	165	5825

Test Frequency and channel for 802.11n (HT40)/ 802.11ac (HT40):

Lowest Frequency		Middle Frequency		Highest Frequency	
Channel	Frequency (MHz)	Channel	Frequency (MHz)	Channel	Frequency (MHz)
151	5755	N/A	N/A	159	5795

Test Frequency and channel for 802.11ac (HT80):

Lowest Frequency		Middle Frequency		Highest Frequency	
Channel	Frequency (MHz)	Channel	Frequency (MHz)	Channel	Frequency (MHz)
155	5775				

5 FACILITIES AND ACCREDITATIONS

5.1 FACILITIES

All measurement facilities used to collect the measurement data are located at

Bldg 69, Majialong Industry Zone District, Nanshan District, Shenzhen, China

The sites are constructed in conformance with the requirements of ANSI C63.7, ANSI C63.10 .

5.2 LABORATORY ACCREDITATIONS AND LISTINGS

Site Description

EMC Lab.

: Accredited by CNAS, 2018.11.30

The certificate is valid until 2022.10.28

The Laboratory has been assessed and proved to be in compliance with
CNAS-CL01:2006 (identical to ISO/IEC 17025:2017)

The Certificate Registration Number is L2291

Accredited by FCC, August 09, 2018

Designation Number: CN1204

Test Firm Registration Number: 882943

Accredited by A2LA, August 08, 2018

The Certificate Registration Number is 4321.01

Accredited by Industry Canada, November 09, 2018

The Conformity Assessment Body Identifier is CN0008

Name of Firm

: EMTEK(SHENZHEN) CO., LTD.

Site Location

: Bldg 69, Majialong Industry Zone,
Nanshan District, Shenzhen, Guangdong, China

6 TEST SYSTEM UNCERTAINTY

The following measurement uncertainty levels have been estimated for tests performed on the apparatus:

Parameter	Uncertainty
Radio Frequency	$\pm 1 \times 10^{-5}$
Maximum Peak Output Power Test	$\pm 1.0\text{dB}$
Conducted Emissions Test	$\pm 2.0\text{dB}$
Radiated Emission Test	$\pm 2.0\text{dB}$
Power Density	$\pm 2.0\text{dB}$
Occupied Bandwidth Test	$\pm 1.0\text{dB}$
Band Edge Test	$\pm 3\text{dB}$
All emission, radiated	$\pm 3\text{dB}$
Antenna Port Emission	$\pm 3\text{dB}$
Temperature	$\pm 0.5^\circ\text{C}$
Humidity	$\pm 3\%$

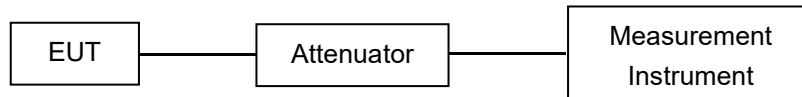
Measurement Uncertainty for a level of Confidence of 95%



7 SETUP OF EQUIPMENT UNDER TEST

7.1 RADIO FREQUENCY TEST SETUP

The WLAN component's antenna ports(s) of the EUT are connected to the measurement instrument per an appropriate attenuator. The EUT is controlled by PC/software to emit the specified signals for the purpose of measurements.



7.2 RADIO FREQUENCY TEST SETUP

The test site semi-anechoic chamber has met the requirement of NSA tolerance 4 dB according to the standards: ANSI C63.10. The test distance is 3m. The setup is according to the requirements in Section 13.1.4.1 of ANSI C63.10-2013 and CAN/CSA-CEI/IEC CISPR 22.

Below 30MHz:

The EUT is placed on a turntable 0.8 meters above the ground in the chamber, 3 meter away from the antenna (loop antenna). The Antenna should be positioned with its plane vertical at the specified distance from the EUT and rotated about its vertical axis for maximum response at each azimuth about the EUT. The center of the loop shall be 1 m above the ground. For certain applications, the loop antenna plane may also need to be positioned horizontally at the specified distance from the EUT.

Above 30MHz:

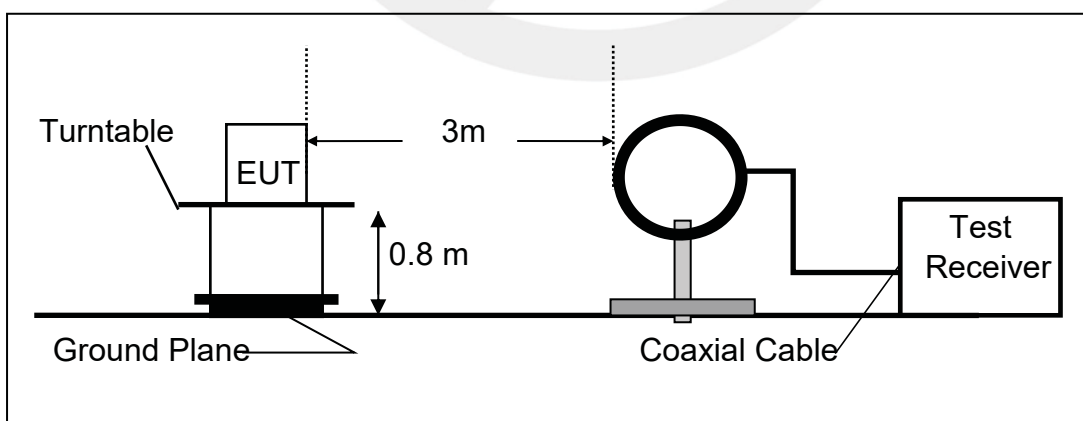
The EUT is placed on a turntable 0.8 meters above the ground in the chamber, 3 meter away from the antenna. The maximal emission value is acquired by adjusting the antenna height, polarisation and turntable azimuth. Normally, the height range of antenna is 1 m to 4 m, the azimuth range of turntable is 0° to 360°, and the receive antenna has two polarizations Vertical (V) and Horizontal (H).

Above 1GHz:

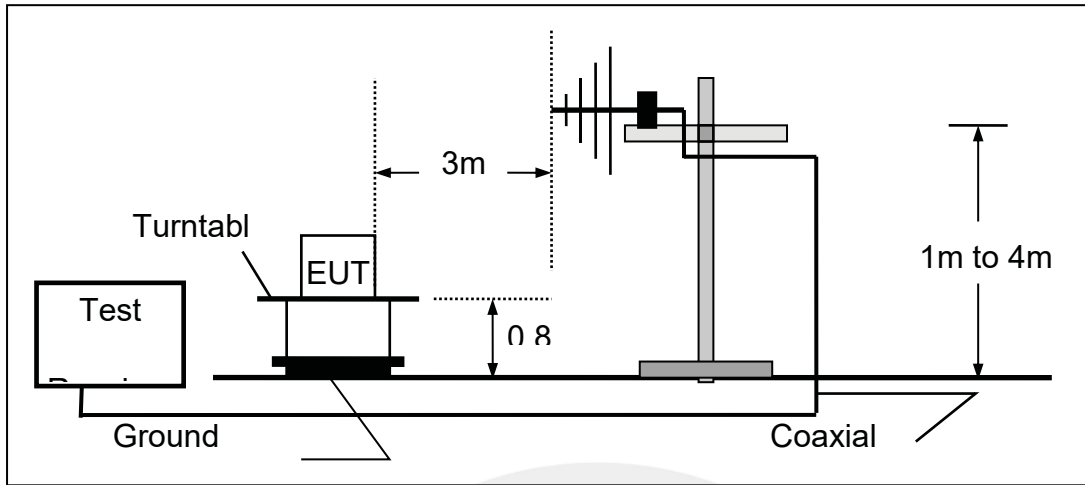
(Note: the FCC's permission to use 1.5m as an alternative per TCBC Conf call of Dec. 2, 2014.)

The EUT is placed on a turntable 1.5 meters above the ground in the chamber, 3 meter away from the antenna. The maximal emission value is acquired by adjusting the antenna height, polarisation and turntable azimuth. Normally, the height range of antenna is 1 m to 4 m, the azimuth range of turntable is 0° to 360°, and the receive antenna has two polarizations Vertical (V) and Horizontal (H).

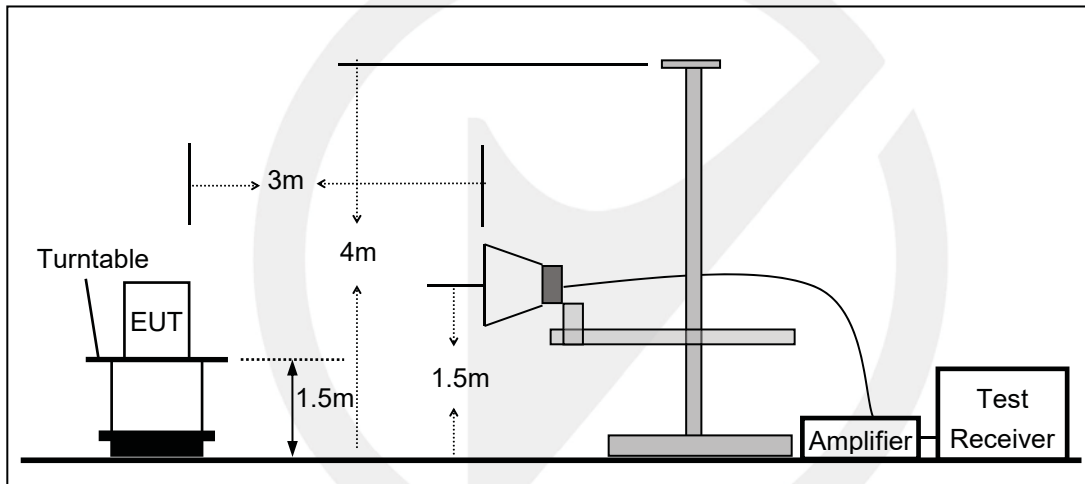
(a) Radiated Emission Test Set-Up, Frequency Below 30MHz



(b) Radiated Emission Test Set-Up, Frequency Below 1000MHz



(c) Radiated Emission Test Set-Up, Frequency above 1000MHz

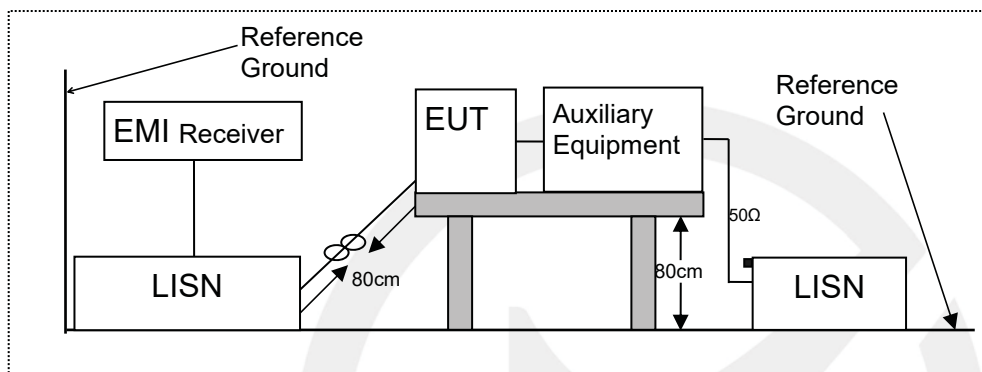


7.3 CONDUCTED EMISSION TEST SETUP

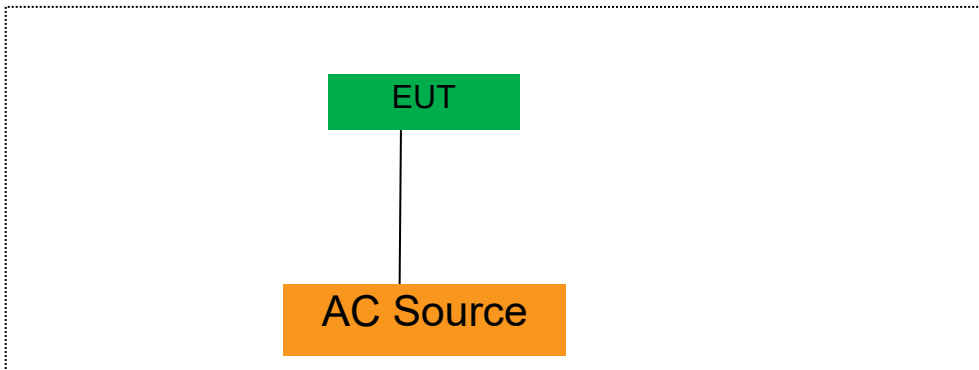
The mains cable of the EUT (maybe per AC/DC Adapter) must be connected to LISN. The LISN shall be placed 0.8 m from the boundary of EUT and bonded to a ground reference plane for LISN mounted on top of the ground reference plane. This distance is between the closest points of the LISN and the EUT. All other units of the EUT and associated equipment shall be at least 0.8m from the LISN.

Ground connections, where required for safety purposes, shall be connected to the reference ground point of the LISN and, where not otherwise provided or specified by the manufacturer, shall be of same length as the mains cable and run parallel to the mains connection at a separation distance of not more than 0.1 m.

According to the requirements in Section 13.1.4.1 of ANSI C63.10-2013 Conducted emissions from the EUT measured in the frequency range between 0.15 MHz and 30 MHz using CISPR Quasi-Peak and average detector mode.



7.4 BLOCK DIAGRAM CONFIGURATION OF TEST SYSTEM



7.5 SUPPORT EQUIPMENT

EUT Cable List and Details			
Cable Description	Length (m)	Shielded/Unshielded	With / Without Ferrite

Auxiliary Cable List and Details			
Cable Description	Length (m)	Shielded/Unshielded	With / Without Ferrite

Auxiliary Equipment List and Details			
Description	Manufacturer	Model	Serial Number

Notes:

1. All the equipment/cables were placed in the worst-case configuration to maximize the emission during the test.
2. Grounding was established in accordance with the manufacturer's requirements and conditions for the intended use.

8 TEST REQUIREMENTS

8.1 BANDWIDTH MEASUREMENT

8.1.1 Applicable Standard

According to FCC Part 15.407(a)(1) for UNII Band I
According to FCC Part 15.407(a)(2) for UNII Band II-A and UNII Band II-C
According to FCC Part 15.407(a)(3) for UNII Band III
According to FCC Part 15.407(e) for UNII Band III
According to 789033 D02 Section II(C)
According to 789033 D02 Section II(D)

8.1.2 Conformance Limit

(1) For the band 5.15-5.25 GHz.

(iv) For mobile and portable client devices in the 5.15-5.25 GHz band, the maximum conducted output power over the frequency band of operation shall not exceed 250 mW provided the maximum antenna gain does not exceed 6 dBi. In addition, the maximum power spectral density shall not exceed 11 dBm in any 1 megahertz band. If transmitting antennas of directional gain greater than 6 dBi are used, both the maximum conducted output power and the maximum power spectral density shall be reduced by the amount in dB that the directional gain of the antenna exceeds 6 dBi.

(2) For the 5.25-5.35 GHz and 5.47-5.725 GHz bands, the maximum conducted output power over the frequency bands of operation shall not exceed the lesser of 250 mW or $11 \text{ dBm} + 10 \log B$, where B is the 26 dB emission bandwidth in megahertz. In addition, the maximum power spectral density shall not exceed 11 dBm in any 1 megahertz band. If transmitting antennas of directional gain greater than 6 dBi are used, both the maximum conducted output power and the maximum power spectral density shall be reduced by the amount in dB that the directional gain of the antenna exceeds 6 dBi.

(3) For the band 5.725-5.85 GHz, the maximum conducted output power over the frequency band of operation shall not exceed 1 W. In addition, the maximum power spectral density shall not exceed 30 dBm in any 500-kHz band. If transmitting antennas of directional gain greater than 6 dBi are used, both the maximum conducted output power and the maximum power spectral density shall be reduced by the amount in dB that the directional gain of the antenna exceeds 6 dBi. However, fixed point-to-point U-NII devices operating in this band may employ transmitting antennas with directional gain greater than 6 dBi without any corresponding reduction in transmitter conducted power. Fixed, point-to-point operations exclude the use of point-to-multipoint systems, omnidirectional applications, and multiple collocated transmitters transmitting the same information. The operator of the U-NII device, or if the equipment is professionally installed, the installer, is responsible for ensuring that systems employing high gain directional antennas are used exclusively for fixed, point-to-point operations.

(e) Within the 5.725-5.85 GHz band, the minimum 6 dB bandwidth of U-NII devices shall be at least 500 kHz.

8.1.3 Test Configuration

Test according to clause 6.1 radio frequency test setup

8.1.4 Test Procedure

According to 789033 D02 v02r01 section C&D, the following is the measurement procedure.

1. Emission Bandwidth (EBW)

- a) Set RBW = approximately 1% of the emission bandwidth.
- b) Set the VBW > RBW.
- c) Detector = Peak.
- d) Trace mode = max hold.
- e) Measure the maximum width of the emission that is 26 dB down from the maximum of the emission. Compare this with the RBW setting of the analyzer. Readjust RBW and repeat measurement as needed until the RBW/EBW ratio is approximately 1%.

2. Minimum Emission Bandwidth for the band 5.725-5.85 GHz

Section 15.407(e) specifies the minimum 6 dB emission bandwidth of at least 500 KHz for the band 5.715-5.85 GHz. The following procedure shall be used for measuring this bandwidth:

- a) Set RBW = 100 kHz.
- b) Set the video bandwidth (VBW) $\geq 3 \times$ RBW.
- c) Detector = Peak.
- d) Trace mode = max hold.
- e) Sweep = auto couple.
- f) Allow the trace to stabilize.
- g) Measure the maximum width of the emission that is constrained by the frequencies associated with the two outermost amplitude points (upper and lower frequencies) that are attenuated by 6 dB relative to the maximum level measured in the fundamental emission.

Note: The automatic bandwidth measurement capability of a spectrum analyzer or EMI receiver may be employed if it implements the functionality described above.

D. 99 Percent Occupied Bandwidth

The 99-percent occupied bandwidth is the frequency bandwidth such that, below its lower and above its upper frequency limits, the mean powers are each equal to 0.5 % of the total mean power of the given emission. Measurement of the 99-percent occupied bandwidth is required only as a condition for using the optional band-edge measurement techniques described in section II.G.3.d). Measurements of 99-percent occupied bandwidth may also optionally be used in lieu of the EBW to 789033 D02 v01r02 General UNII Test Procedures New Rules v01 define the minimum frequency range over which the spectrum is integrated when measuring maximum conducted output power as described in section II.E. However, the EBW must be measured to determine bandwidth dependent limits on maximum conducted output power in accordance with 15.407(a).

The following procedure shall be used for measuring (99 %) power bandwidth:

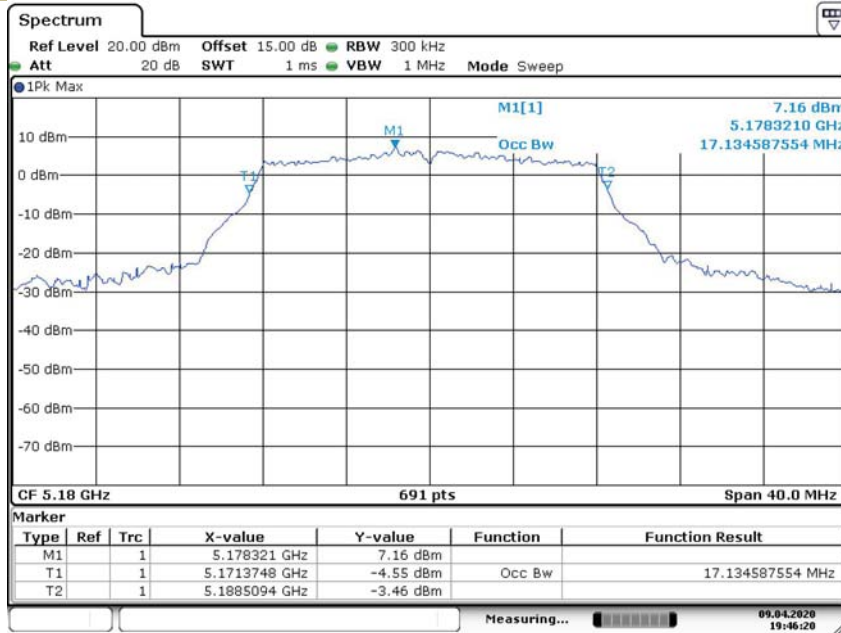
1. Set center frequency to the nominal EUT channel center frequency.
2. Set span = 1.5 times to 5.0 times the OBW.
3. Set RBW = 1 % to 5 % of the OBW
4. Set VBW $\geq 3 \cdot$ RBW
5. Video averaging is not permitted. Where practical, a sample detection and single sweep mode shall be used. Otherwise, peak detection and max hold mode (until the trace stabilizes) shall be used.
6. Use the 99 % power bandwidth function of the instrument (if available).
7. If the instrument does not have a 99 % power bandwidth function, the trace data points are recovered and directly summed in power units. The recovered amplitude data points, beginning at the lowest frequency, are placed in a running sum until 0.5 % of the total is reached; that frequency is recorded as the lower frequency. The process is repeated until 99.5 % of the total is reached; that frequency is recorded as the upper frequency. The 99% occupied bandwidth is the difference between these two frequencies.

8.1.5 Test Results

5150-5250MHz

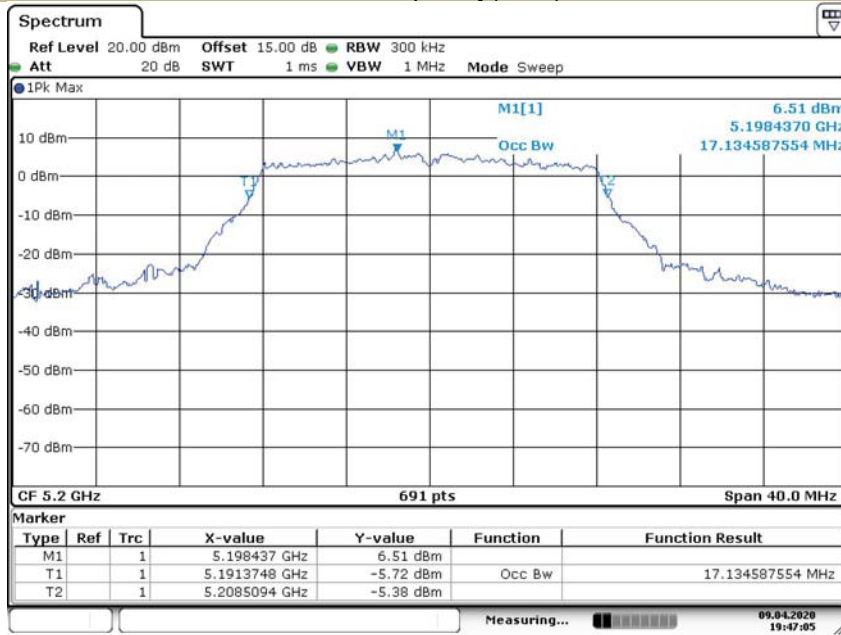
Test Mode	Test Channel MHz		26 dB Bandwidth MHz	99% Bandwidth MHz	Verdict
	Channel	Center			
802.11a	CH36	5180	21.82	17.13	Pass
	CH40	5200	21.71	17.13	Pass
	CH48	5240	21.59	17.08	Pass
802.11n-HT20	CH36	5180	21.71	18.12	Pass
	CH40	5200	21.71	18.12	Pass
	CH48	5240	21.88	18.18	Pass
802.11ac(HT20)	CH36	5180	21.71	18.07	Pass
	CH40	5200	21.77	18.07	Pass
	CH48	5240	21.71	18.07	Pass
802.11n-HT40	CH38	5190	40.06	36.47	Pass
	CH46	5230	40.17	36.35	Pass
802.11ac(HT40)	CH38	5190	40.17	36.35	Pass
	CH46	5230	40.29	36.35	Pass
802.11ac(HT80)	CH42	5210	81.74	75.48	Pass

99% Occupied Bandwidth U-NII - 1
 Test Model 802.11a Frequency(MHz) 5180



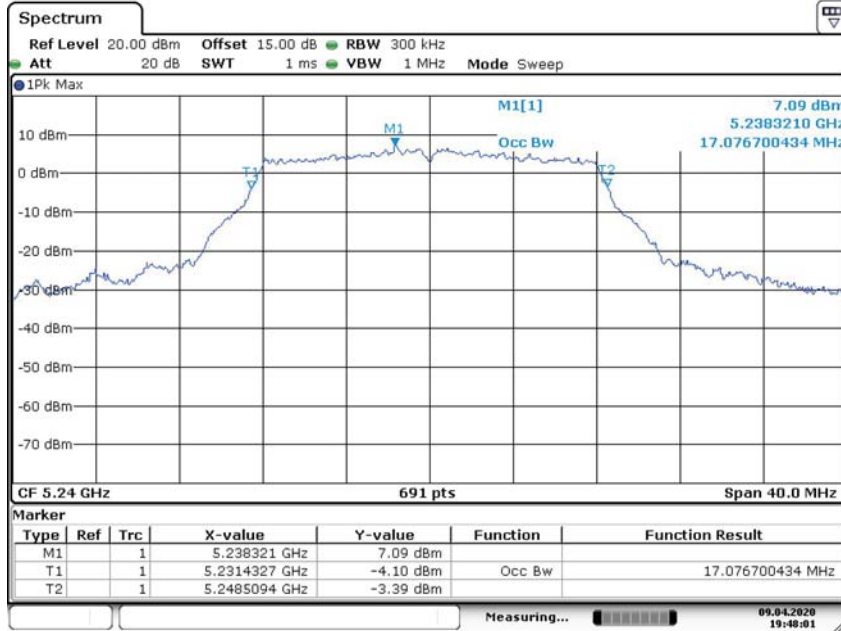
Date: 9.APR.2020 19:46:19

99% Occupied Bandwidth U-NII - 1
 Test Model 802.11a Frequency(MHz) 5200



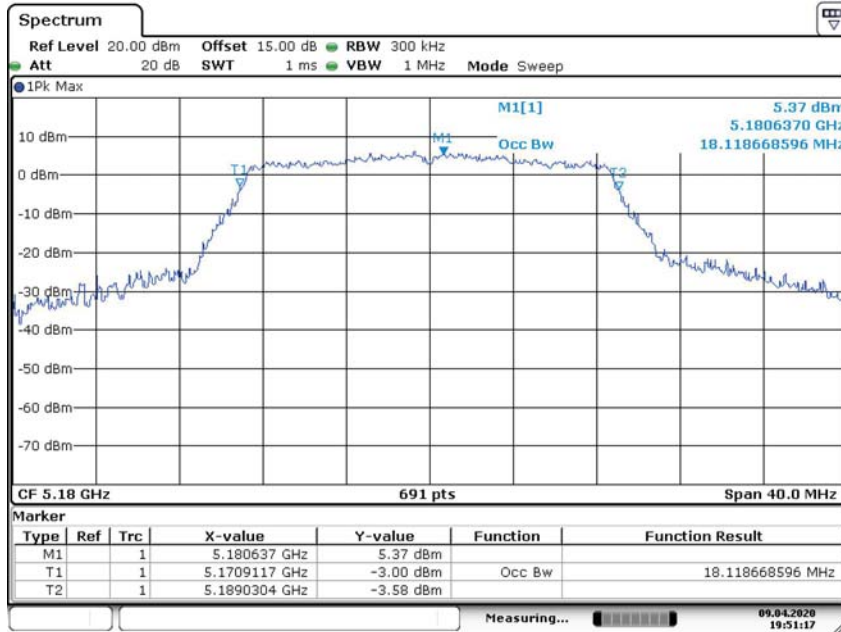
Date: 9.APR.2020 19:47:05

99% Occupied Bandwidth U-NII - 1
 Test Model 802.11a Frequency(MHz) 5240



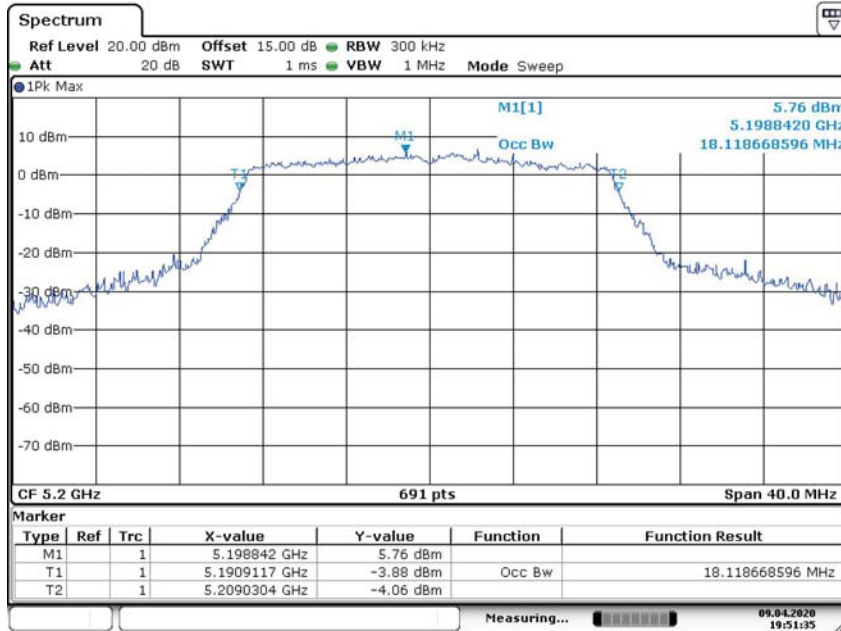
Date: 9.APR.2020 19:48:01

99% Occupied Bandwidth U-NII - 1
 Test Model 802.11n-HT20 Frequency(MHz) 5180



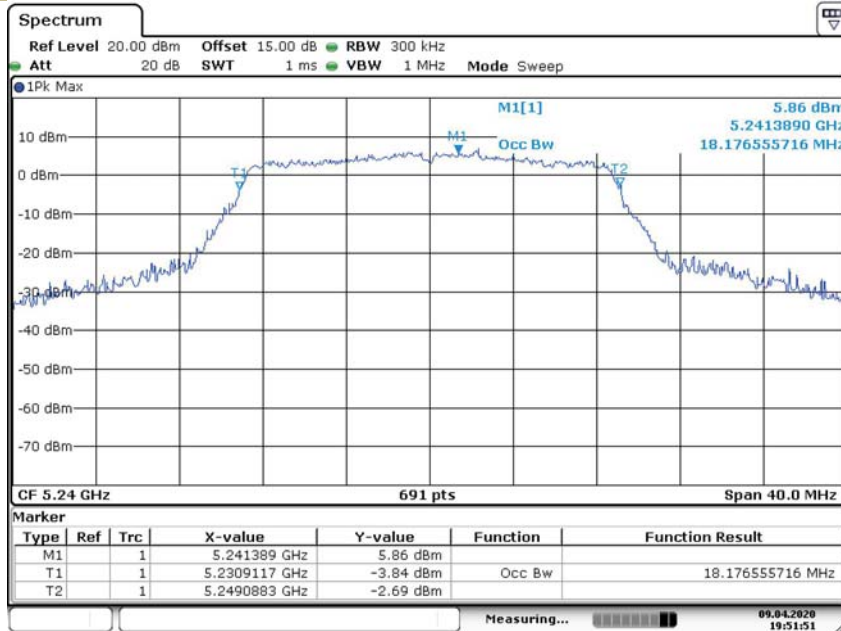
Date: 9.APR.2020 19:51:17

99% Occupied Bandwidth U-NII - 1
 Test Model 802.11n-HT20 Frequency(MHz) 5200



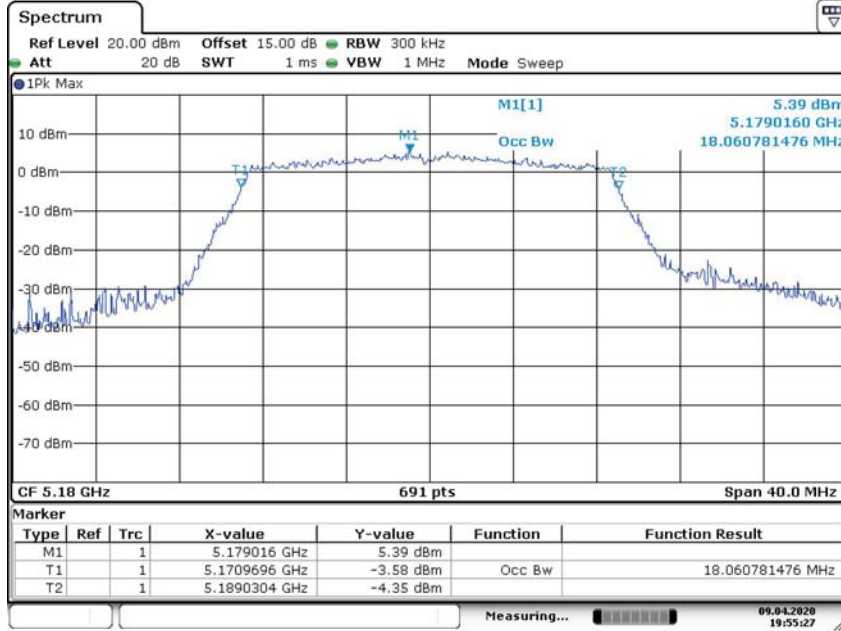
Date: 9.APR.2020 19:51:35

99% Occupied Bandwidth U-NII - 1
 Test Model 802.11n-HT20 Frequency(MHz) 5240



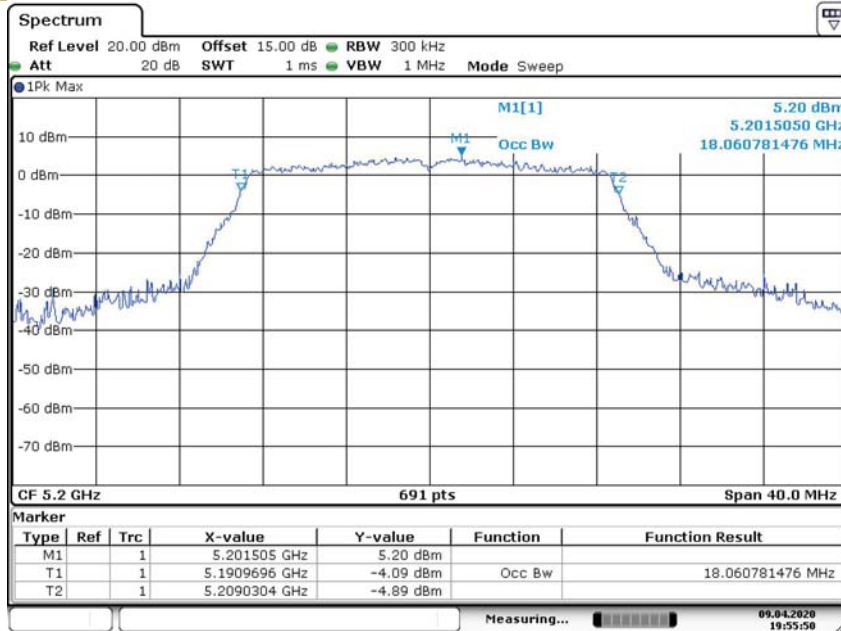
Date: 9.APR.2020 19:51:51

99% Occupied Bandwidth U-NII - 1
 Test Model 802.11ac(HT20) Frequency(MHz) 5180



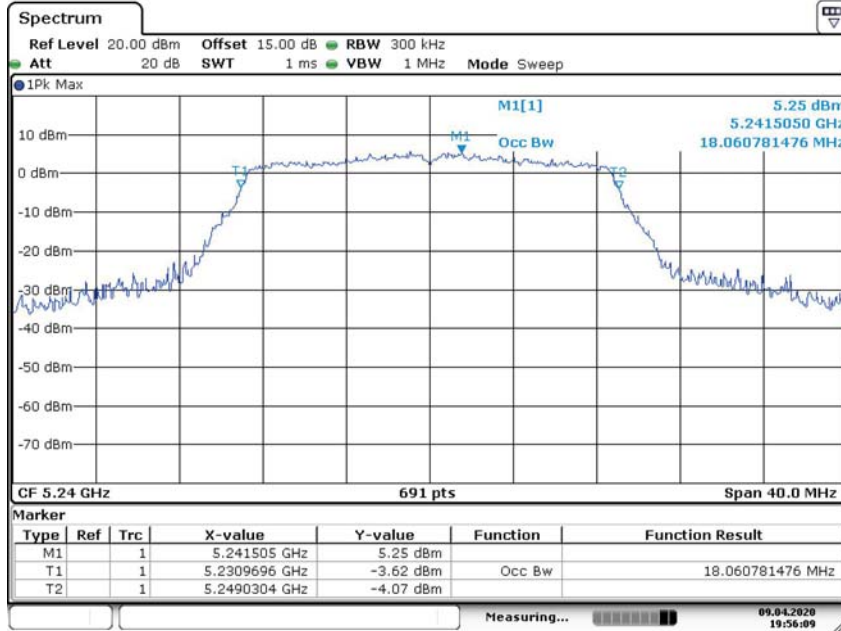
Date: 9.APR.2020 19:55:28

99% Occupied Bandwidth U-NII - 1
 Test Model 802.11ac(HT20) Frequency(MHz) 5200



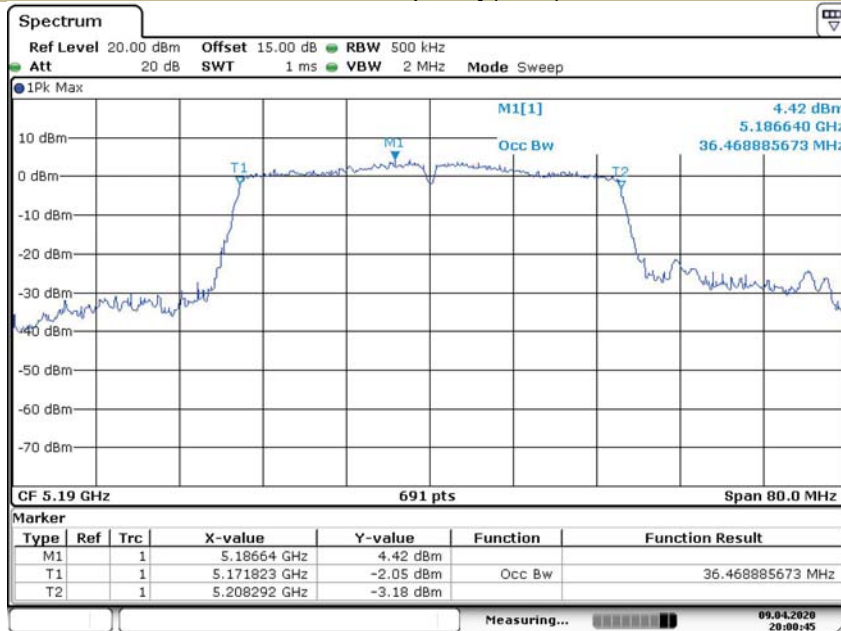
Date: 9.APR.2020 19:55:50

99% Occupied Bandwidth U-NII - 1
 Test Model 802.11ac(HT20) Frequency(MHz) 5240



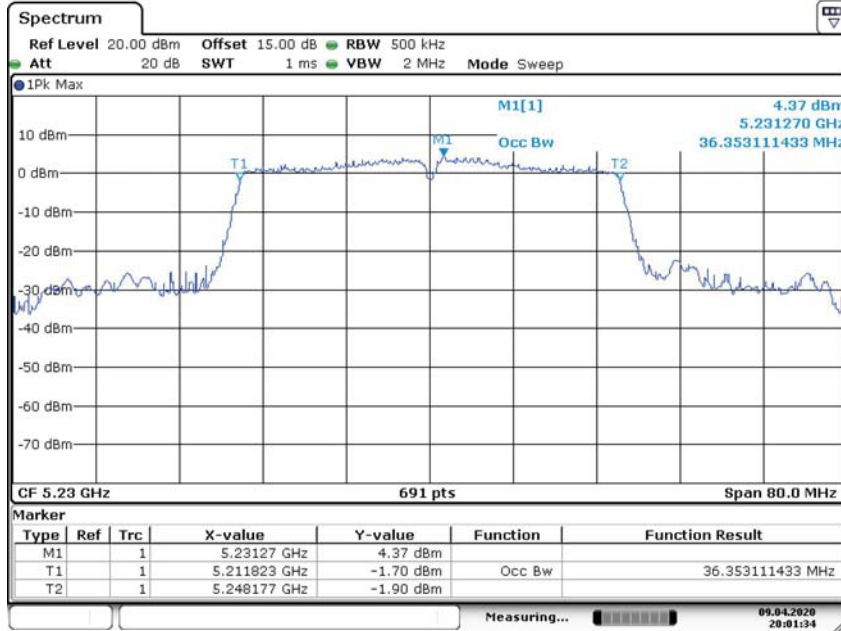
Date: 9.APR.2020 19:56:09

99% Occupied Bandwidth U-NII - 1
 Test Model 802.11n-HT40 Frequency(MHz) 5190



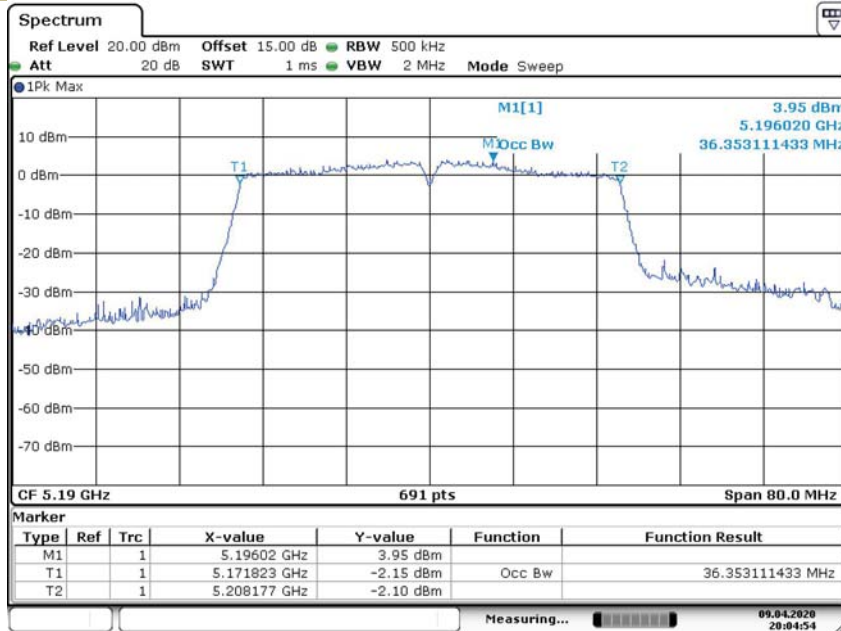
Date: 9.APR.2020 20:00:45

99% Occupied Bandwidth U-NII - 1
 Test Model 802.11n-HT40 Frequency(MHz) 5230



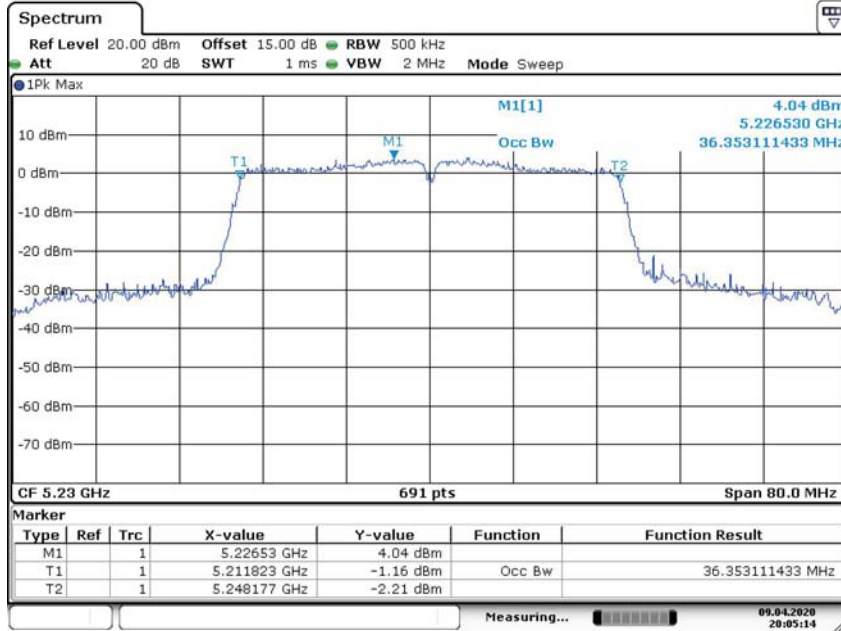
Date: 9.APR.2020 20:01:34

99% Occupied Bandwidth U-NII - 1
 Test Model 802.11ac(HT40) Frequency(MHz) 5190



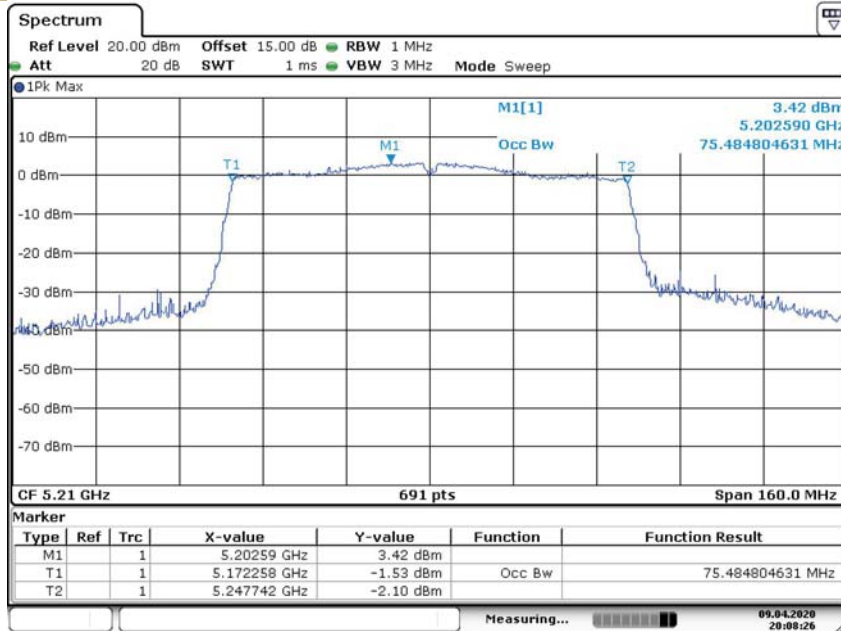
Date: 9.APR.2020 20:04:54

99% Occupied Bandwidth U-NII - 1
 Test Model 802.11ac(HT40) Frequency(MHz) 5230



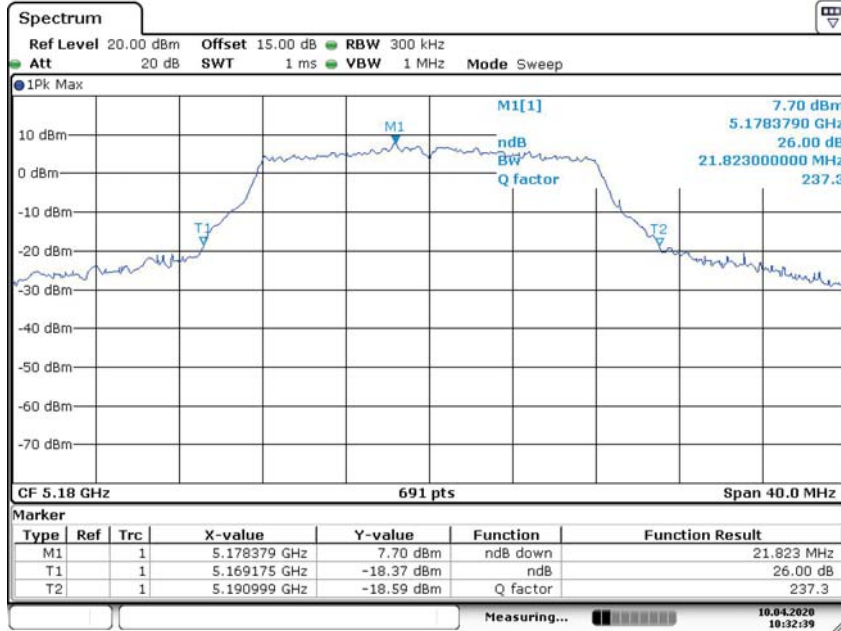
Date: 9.APR.2020 20:05:13

99% Occupied Bandwidth U-NII - 1
 Test Model 802.11ac 80 Frequency(MHz) 5210



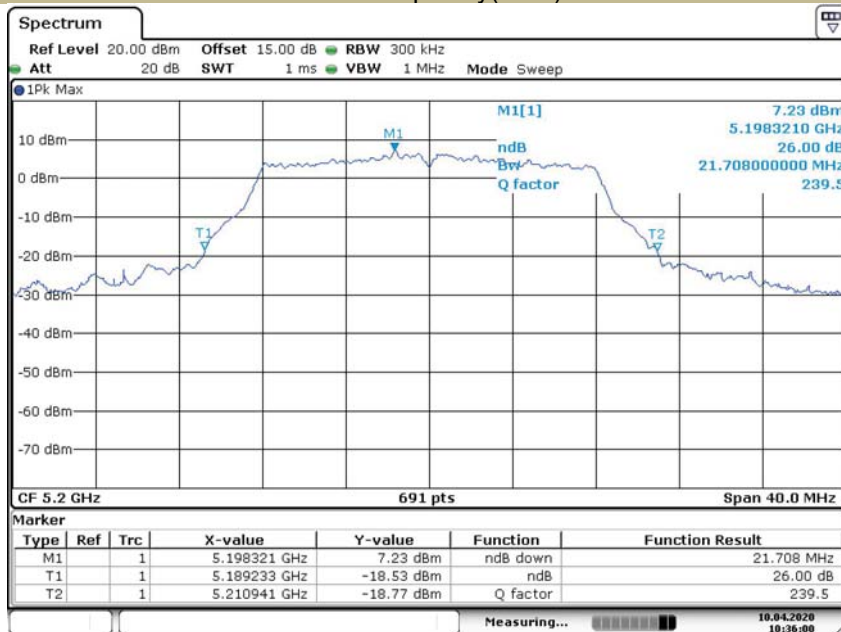
Date: 9.APR.2020 20:08:25

Emission Bandwidth U-NII - 1
 Test Model 802.11a Frequency(MHz) 5180



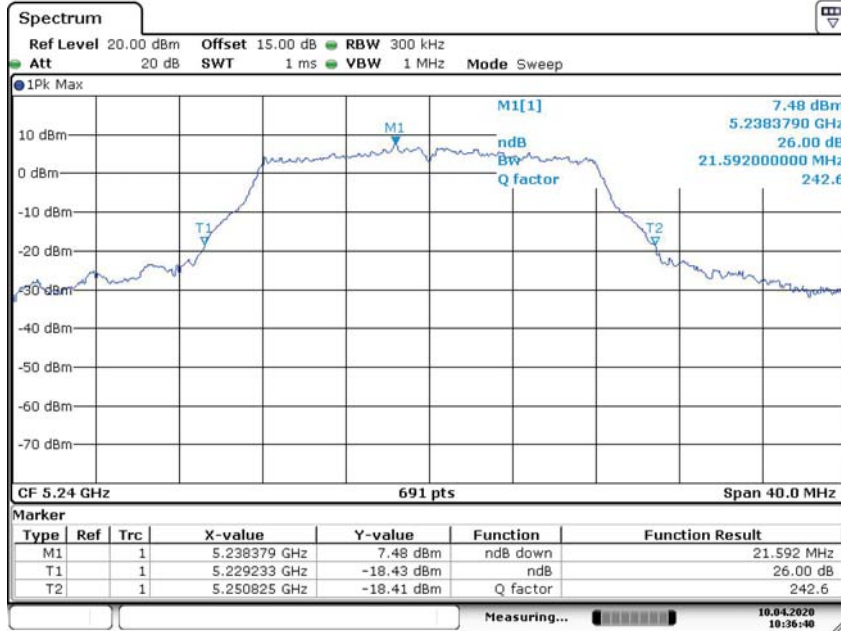
Date: 10.APR.2020 10:32:39

Emission Bandwidth U-NII - 1
 Test Model 802.11a Frequency(MHz) 5200



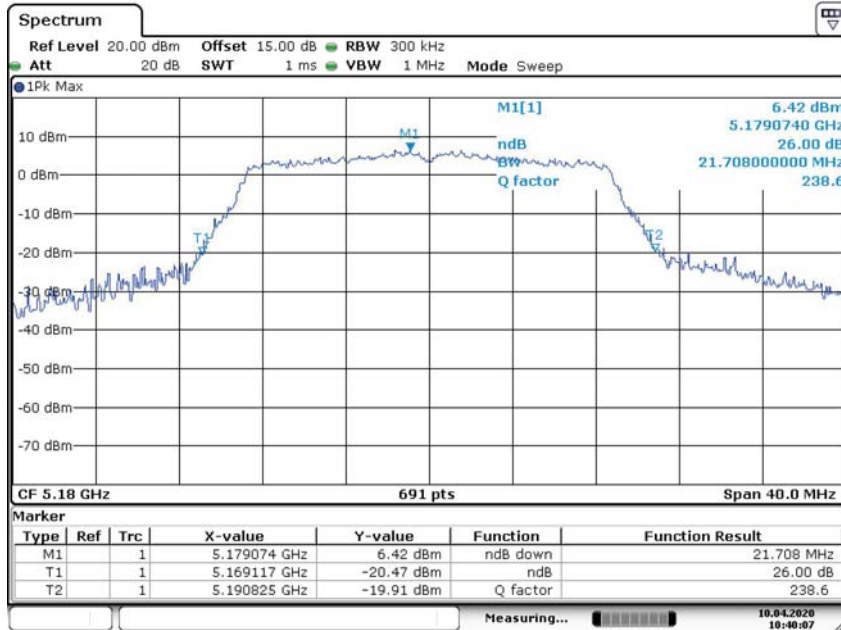
Date: 10.APR.2020 10:36:00

Emission Bandwidth U-NII - 1
 Test Model 802.11a Frequency(MHz) 5240



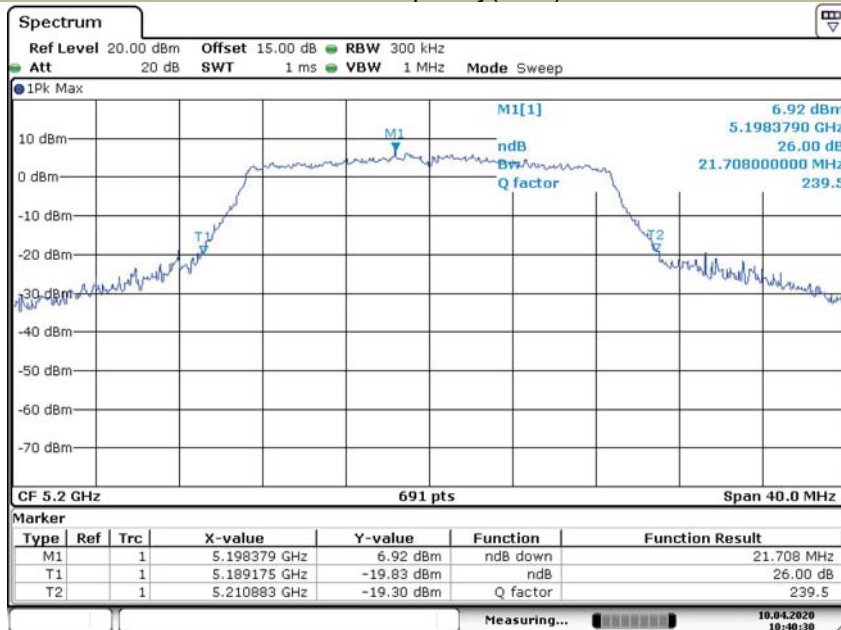
Date: 10.APR.2020 10:36:39

Emission Bandwidth U-NII - 1
 Test Model 802.11n-HT20 Frequency(MHz) 5180



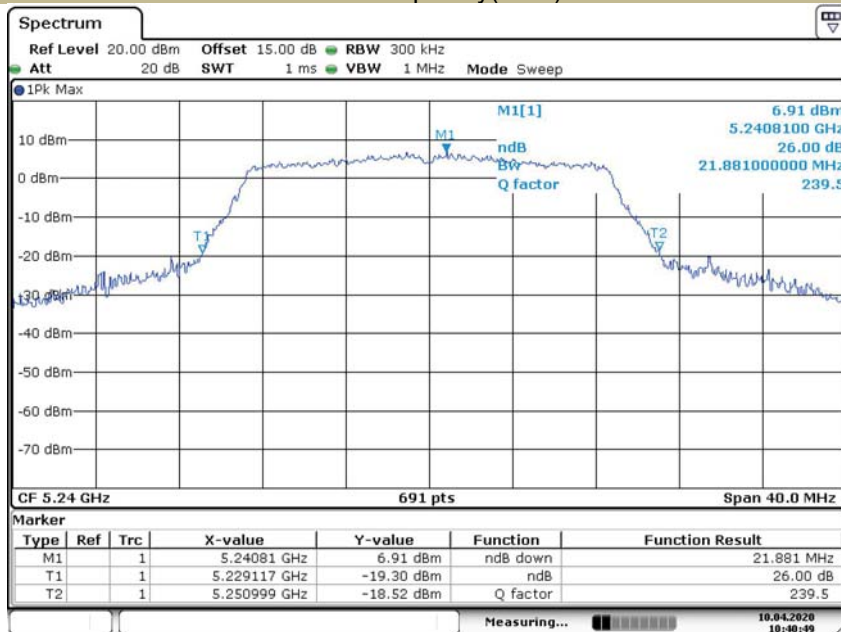
Date: 10.APR.2020 10:40:07

Emission Bandwidth U-NII - 1
 Test Model 802.11n-HT20 Frequency(MHz) 5200



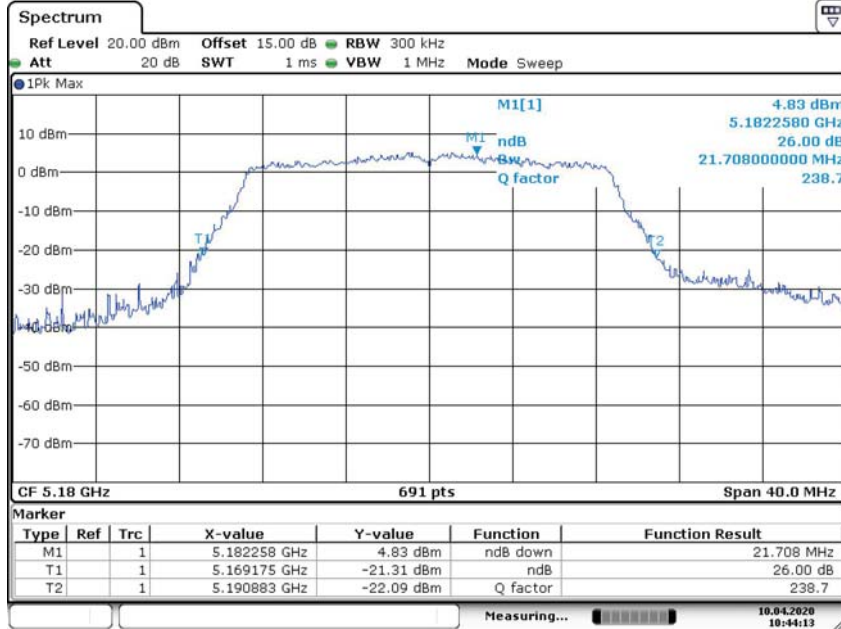
Date: 10.APR.2020 10:40:29

Emission Bandwidth U-NII - 1
 Test Model 802.11n-HT20 Frequency(MHz) 5240



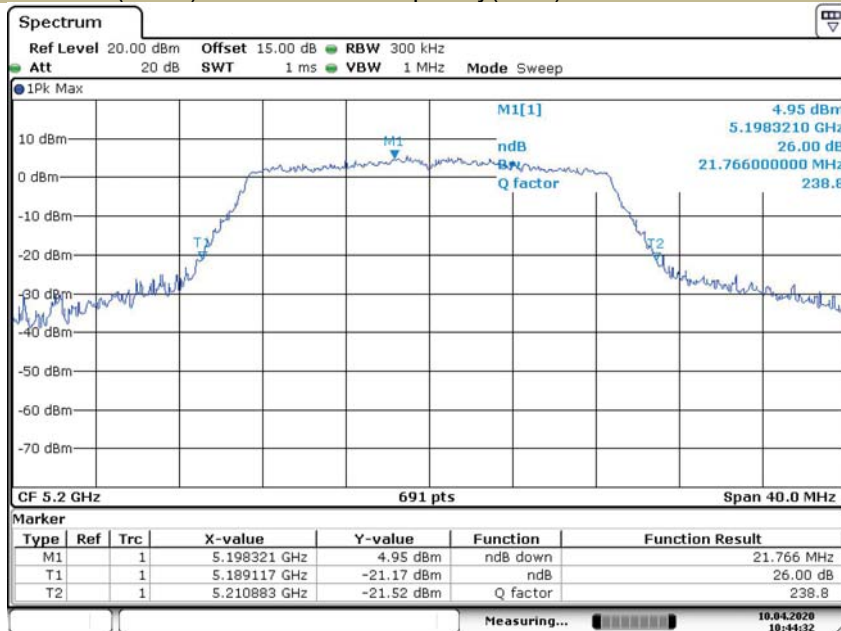
Date: 10.APR.2020 10:40:49

Emission Bandwidth U-NII - 1
 Test Model 802.11ac(HT20) Frequency(MHz) 5180



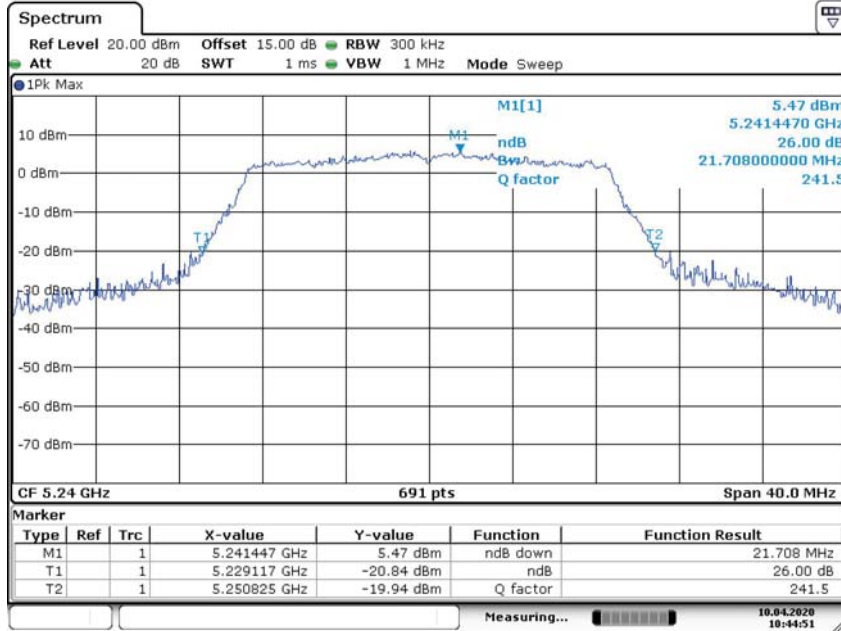
Date: 10.APR.2020 10:44:12

Emission Bandwidth U-NII - 1
 Test Model 802.11ac(HT20) Frequency(MHz) 5200



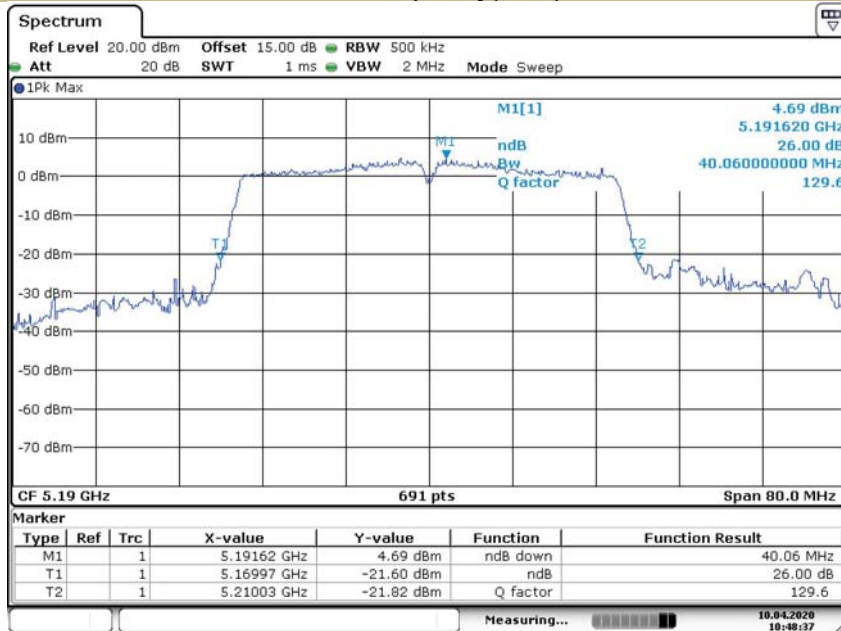
Date: 10.APR.2020 10:44:32

Emission Bandwidth U-NII - 1
 Test Model 802.11ac(HT20) Frequency(MHz) 5240



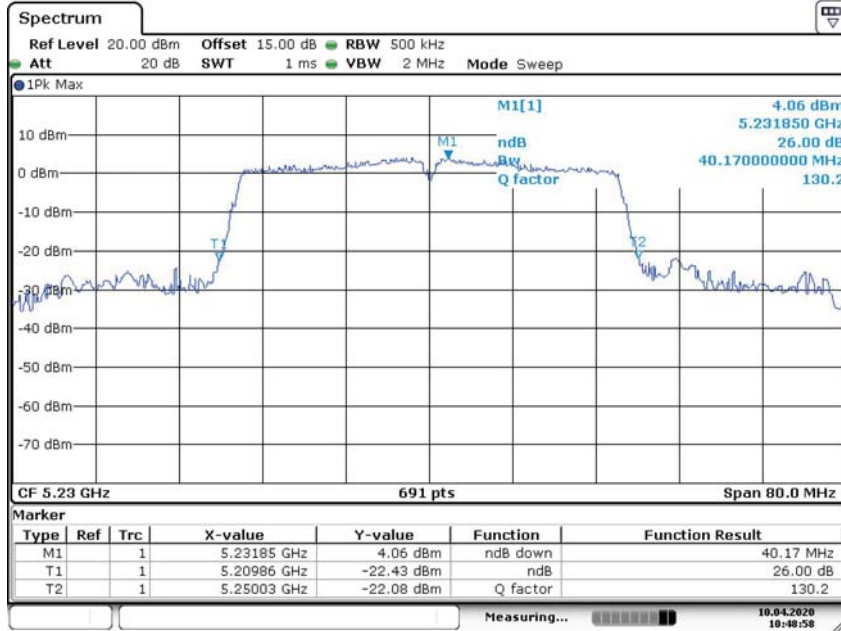
Date: 10.APR.2020 10:44:51

Emission Bandwidth U-NII - 1
 Test Model 802.11n-HT40 Frequency(MHz) 5190



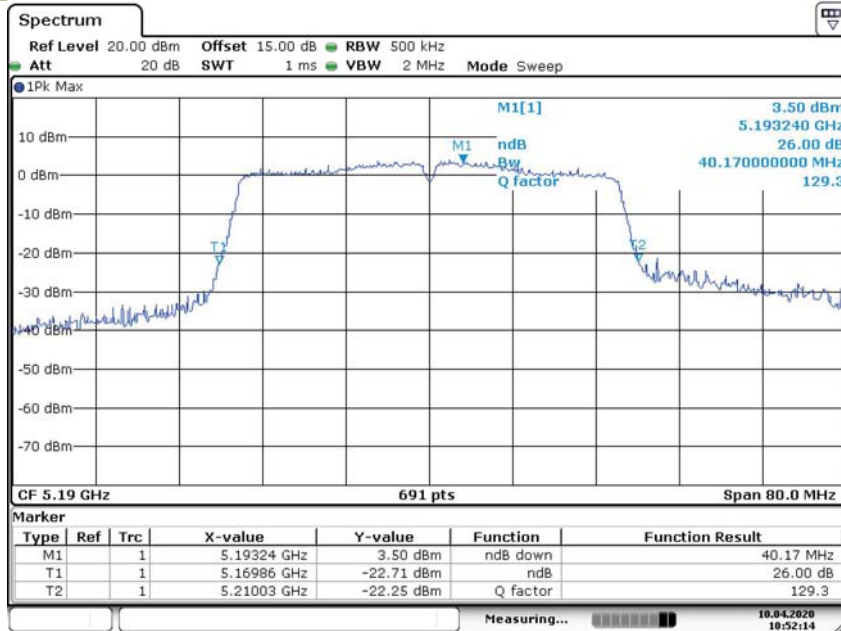
Date: 10.APR.2020 10:48:37

Emission Bandwidth U-NII - 1
 Test Model 802.11n-HT40 Frequency(MHz) 5230



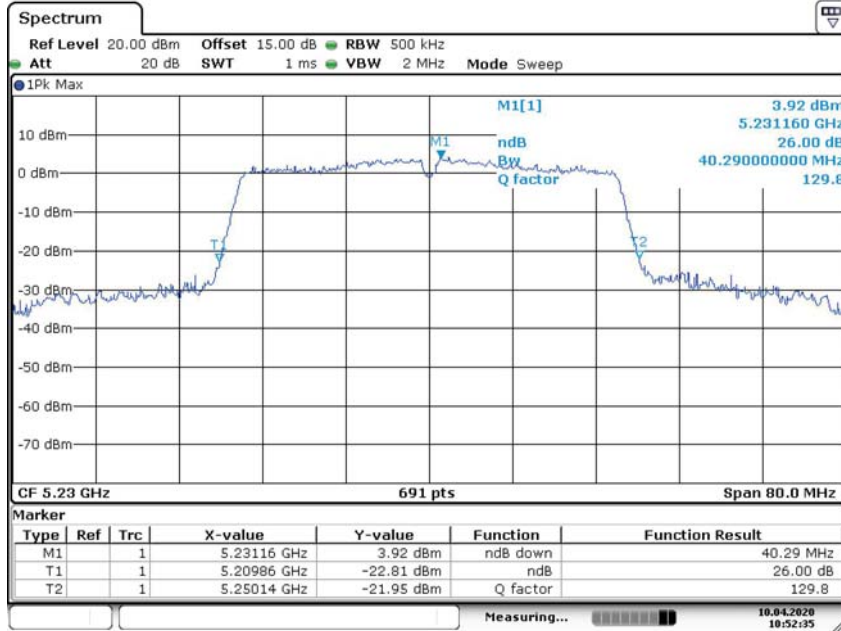
Date: 10.APR.2020 10:48:58

Emission Bandwidth U-NII - 1
 Test Model 802.11ac(HT40) Frequency(MHz) 5190



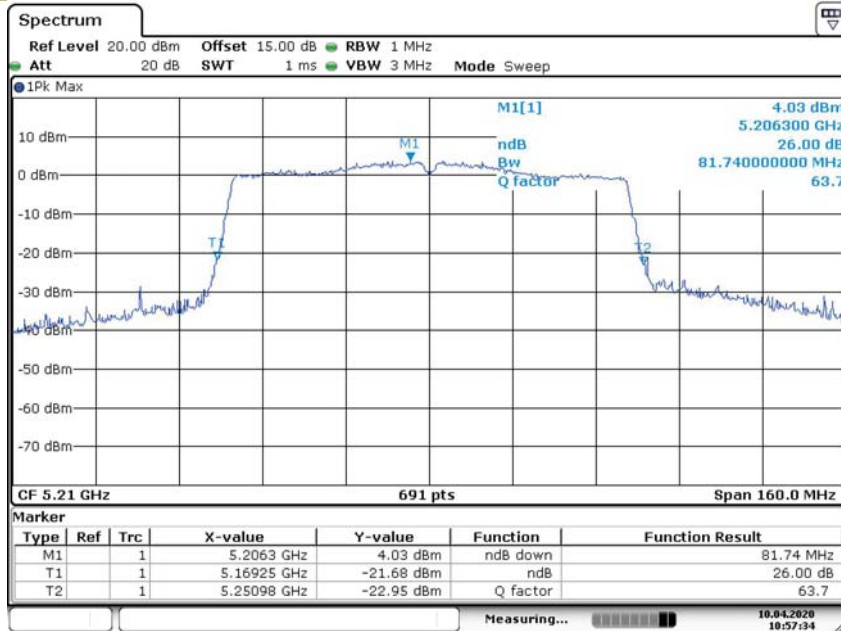
Date: 10.APR.2020 10:52:13

Emission Bandwidth U-NII - 1
 Test Model 802.11ac(HT40) Frequency(MHz) 5230



Date: 10.APR.2020 10:52:34

Emission Bandwidth U-NII - 1
 Test Model 802.11ac 80 Frequency(MHz) 5210

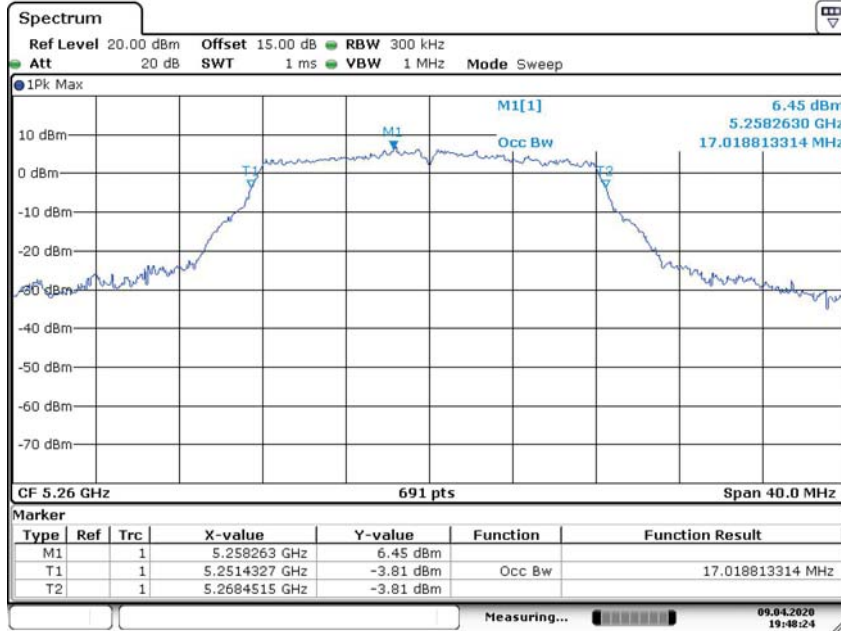


Date: 10.APR.2020 10:57:33

5250-5350MHz

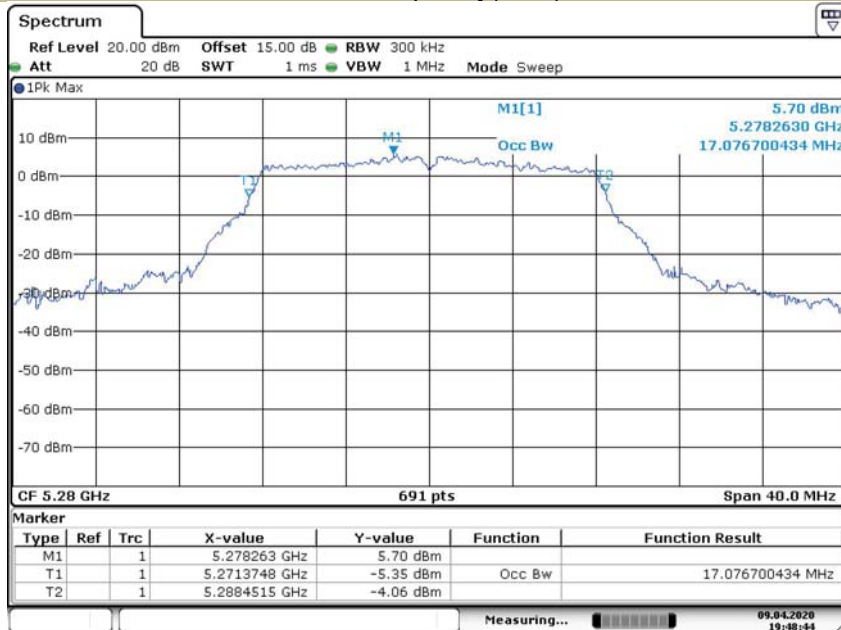
Test Mode	Test Channel MHz		26 dB Bandwidth MHz	99% Bandwidth MHz	Verdict
802.11a	CH52	5260	21.42	17.02	Pass
	CH56	5280	21.36	17.07	Pass
	CH64	5320	21.42	17.07	Pass
802.11n-HT20	CH52	5260	21.71	18.18	Pass
	CH56	5280	21.82	18.18	Pass
	CH64	5320	21.82	18.12	Pass
802.11ac(HT20)	CH52	5260	21.65	18.07	Pass
	CH56	5280	21.71	18.12	Pass
	CH64	5320	21.88	18.12	Pass
802.11n-HT40	CH54	5270	40.06	36.45	Pass
	CH62	5310	40.17	36.45	Pass
802.11ac(HT40)	CH54	5270	40.06	36.45	Pass
	CH62	5310	40.41	36.47	Pass
802.11ac(HT80)	CH58	5290	82.20	75.72	Pass

99% Occupied Bandwidth U-NII – 2A
 Test Model 802.11a Frequency(MHz) 5260



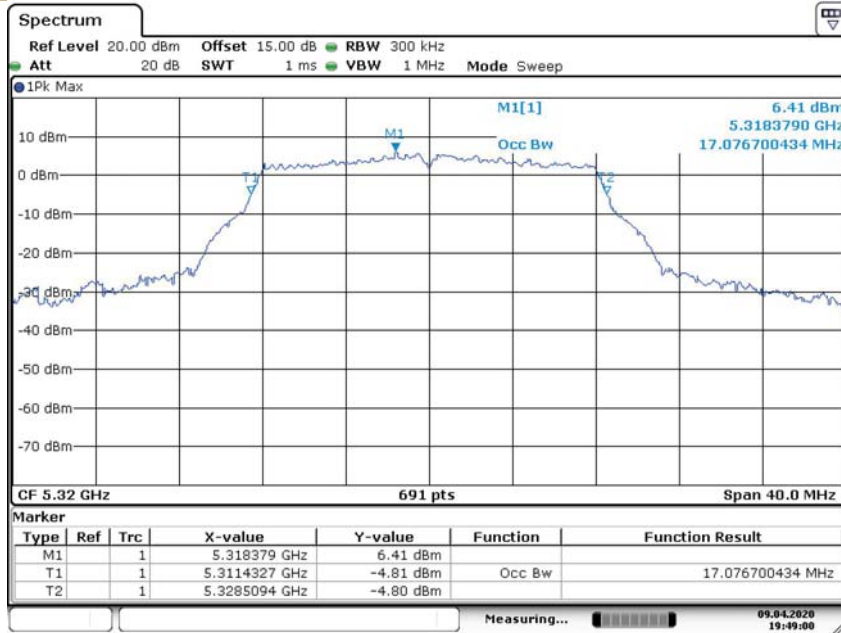
Date: 9.APR.2020 19:48:24

99% Occupied Bandwidth U-NII – 2A
 Test Model 802.11a Frequency(MHz) 5280



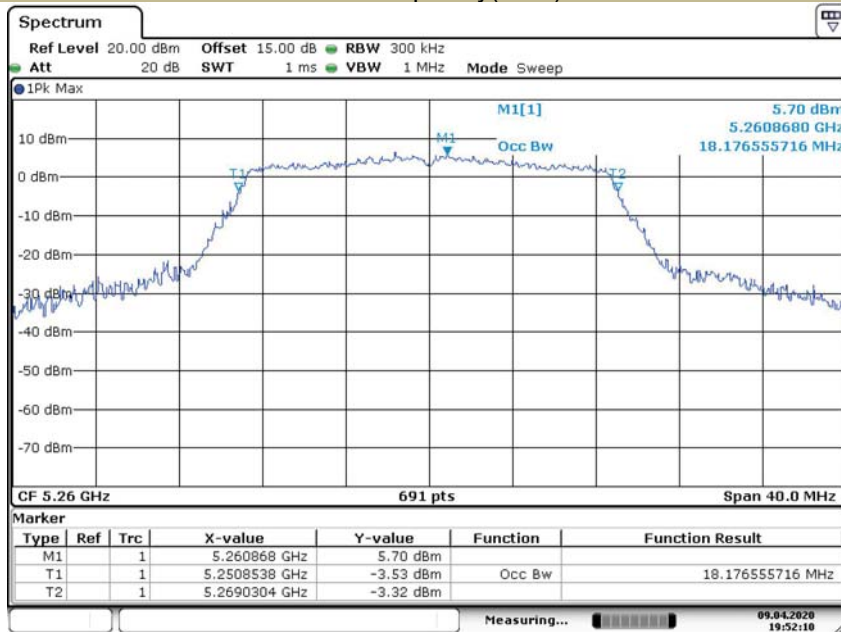
Date: 9.APR.2020 19:48:44

99% Occupied Bandwidth U-NII – 2A
 Test Model 802.11a Frequency(MHz) 5320



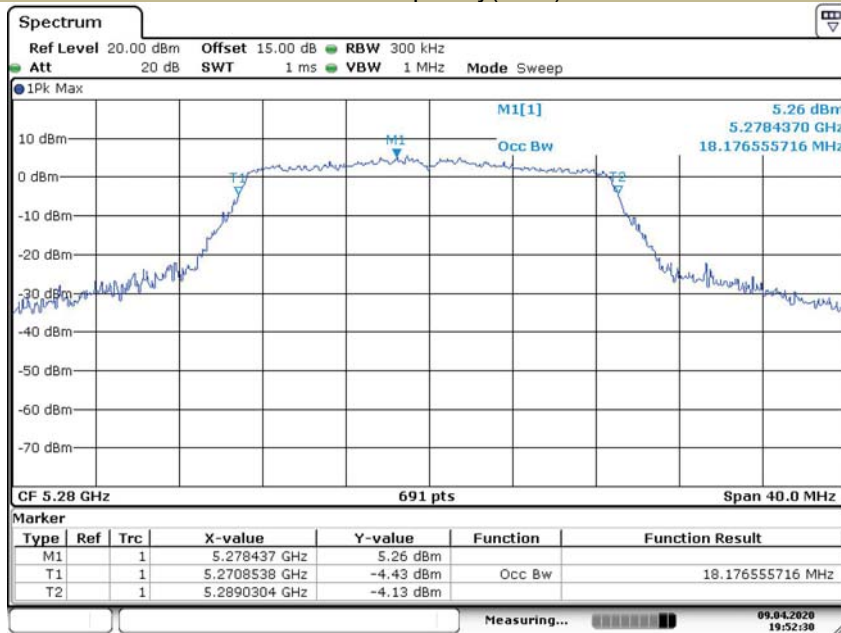
Date: 9.APR.2020 19:49:00

99% Occupied Bandwidth U-NII – 2A
 Test Model 802.11n-HT20 Frequency(MHz) 5260



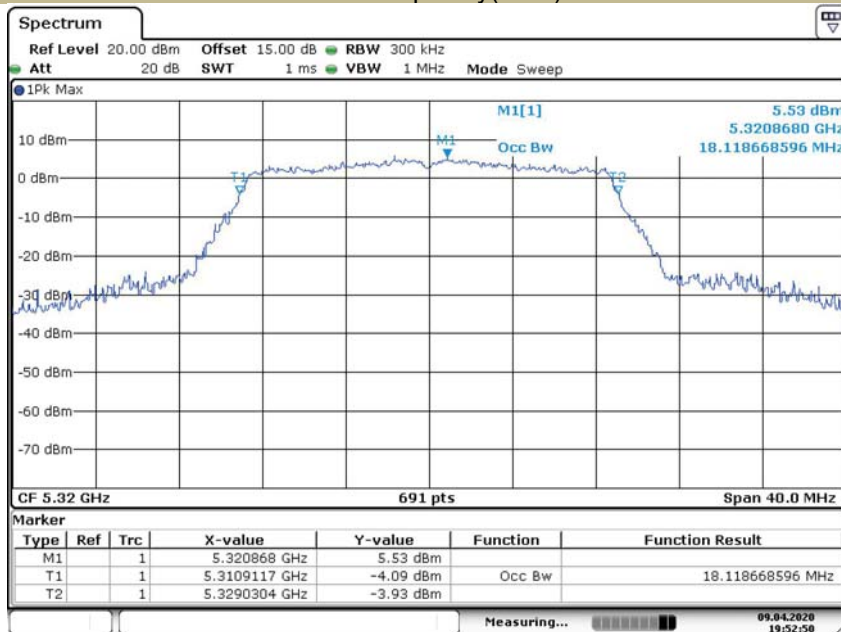
Date: 9.APR.2020 19:52:10

99% Occupied Bandwidth U-NII – 2A
 Test Model 802.11n-HT20 Frequency(MHz) 5280



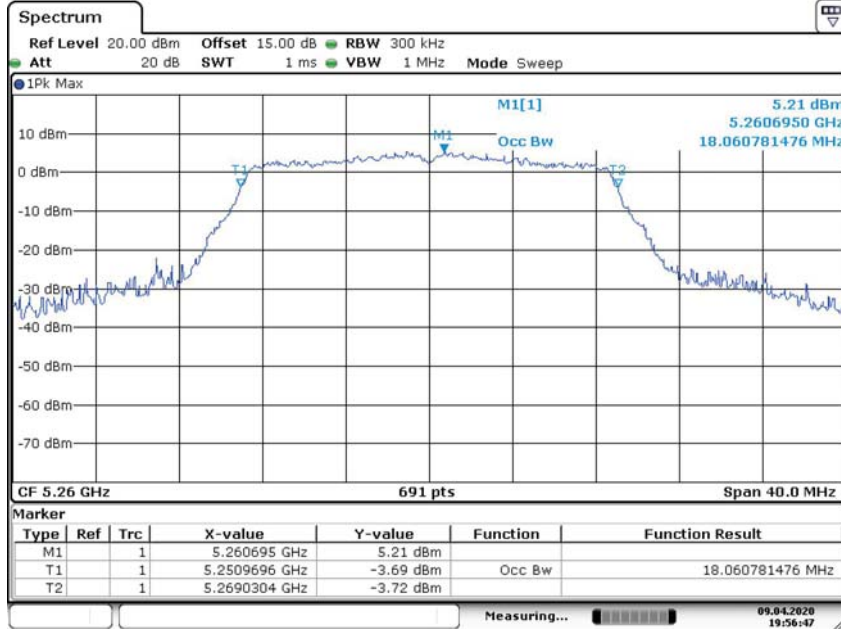
Date: 9. APR. 2020 19:52:30

99% Occupied Bandwidth U-NII – 2A
 Test Model 802.11n-HT20 Frequency(MHz) 5320



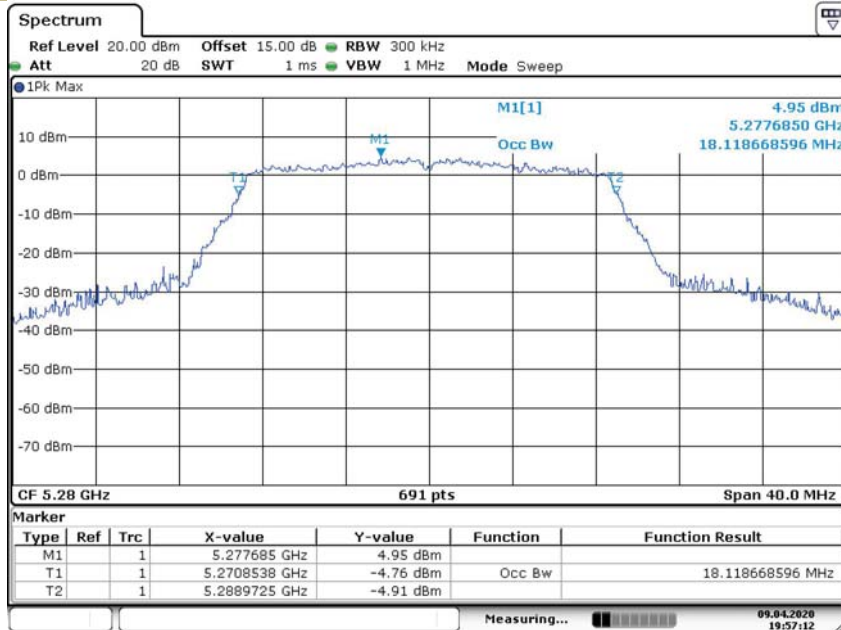
Date: 9. APR. 2020 19:52:50

99% Occupied Bandwidth U-NII – 2A
 Test Model 802.11ac(HT20) Frequency(MHz) 5260



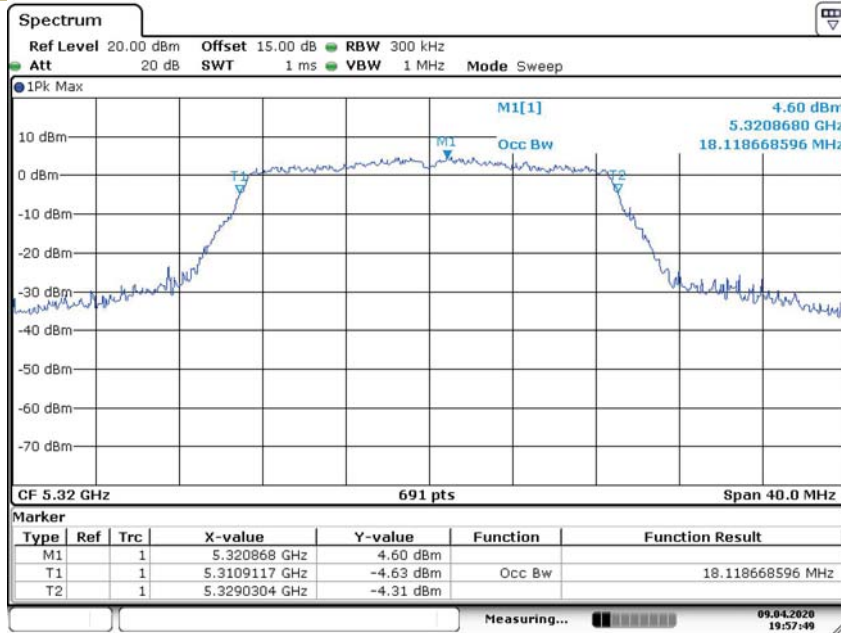
Date: 9.APR.2020 19:56:46

99% Occupied Bandwidth U-NII – 2A
 Test Model 802.11ac(HT20) Frequency(MHz) 5280



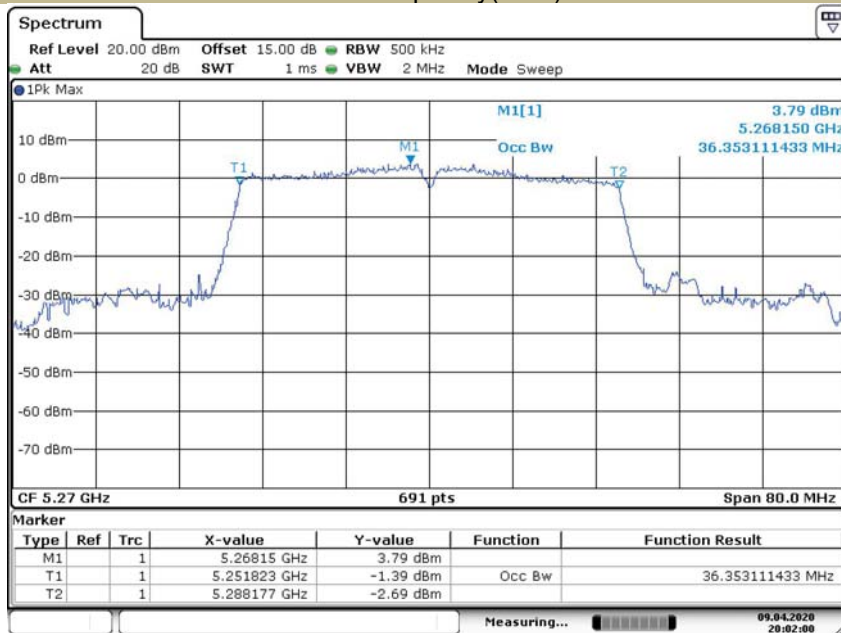
Date: 9.APR.2020 19:57:12

99% Occupied Bandwidth U-NII – 2A
 Test Model 802.11ac(HT20) Frequency(MHz) 5320



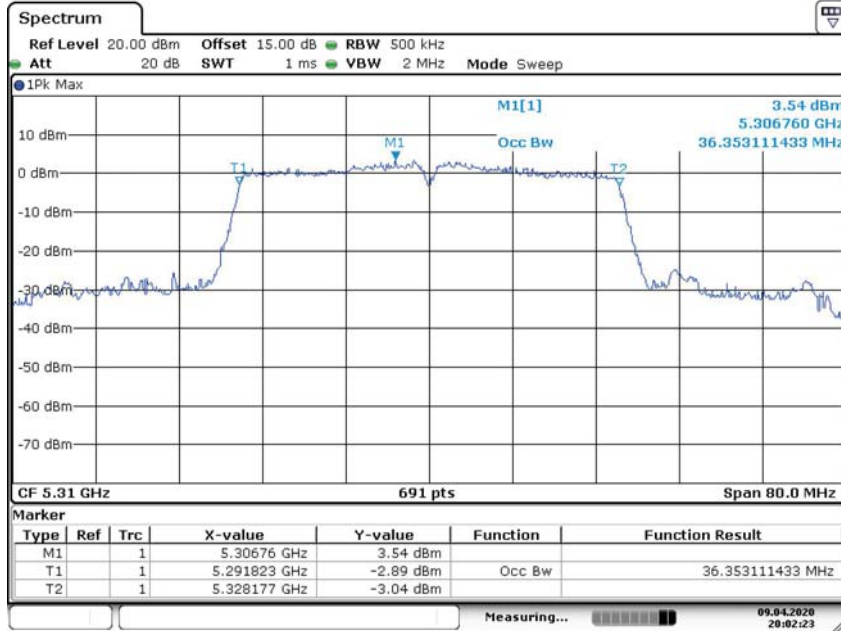
Date: 9.APR.2020 19:57:49

99% Occupied Bandwidth U-NII – 2A
 Test Model 802.11n-HT40 Frequency(MHz) 5270



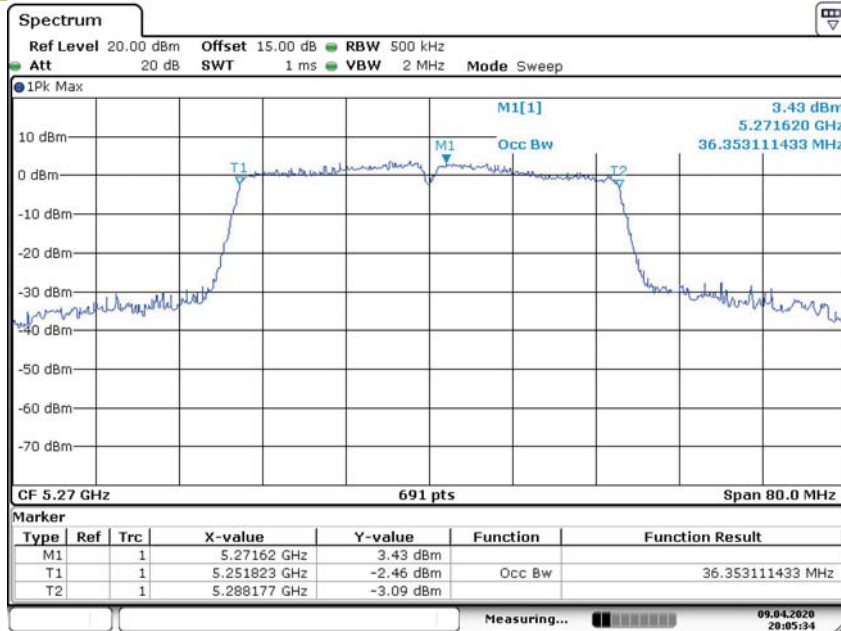
Date: 9.APR.2020 20:02:00

99% Occupied Bandwidth U-NII – 2A
 Test Model 802.11n-HT40 Frequency(MHz) 5310



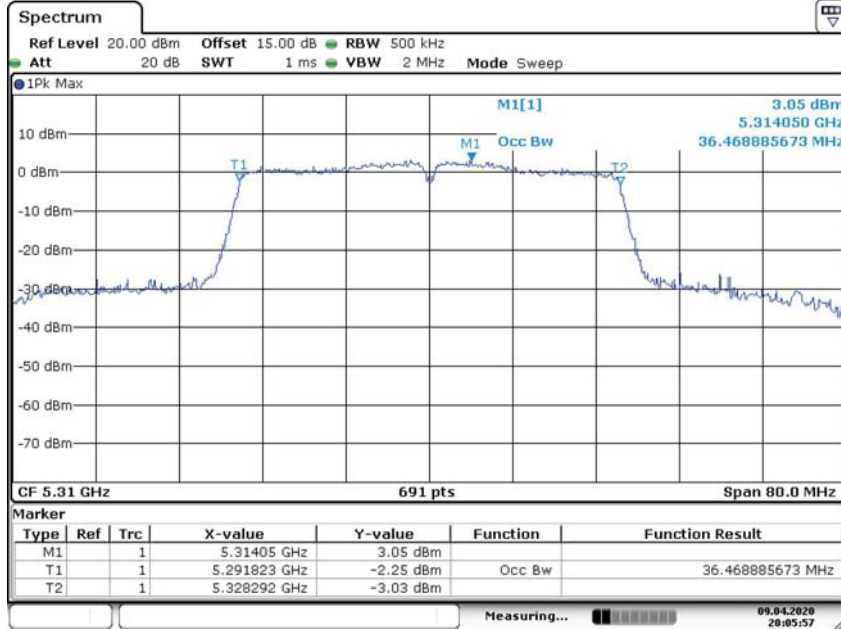
Date: 9.APR.2020 20:02:23

99% Occupied Bandwidth U-NII – 2A
 Test Model 802.11ac(HT40) Frequency(MHz) 5270



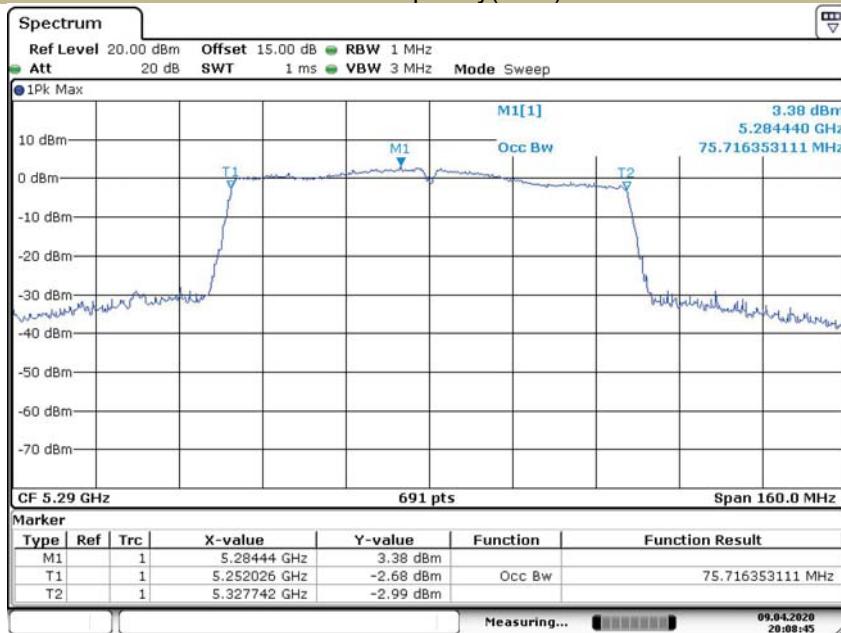
Date: 9.APR.2020 20:05:33

99% Occupied Bandwidth U-NII – 2A
 Test Model 802.11ac(HT40) Frequency(MHz) 5310



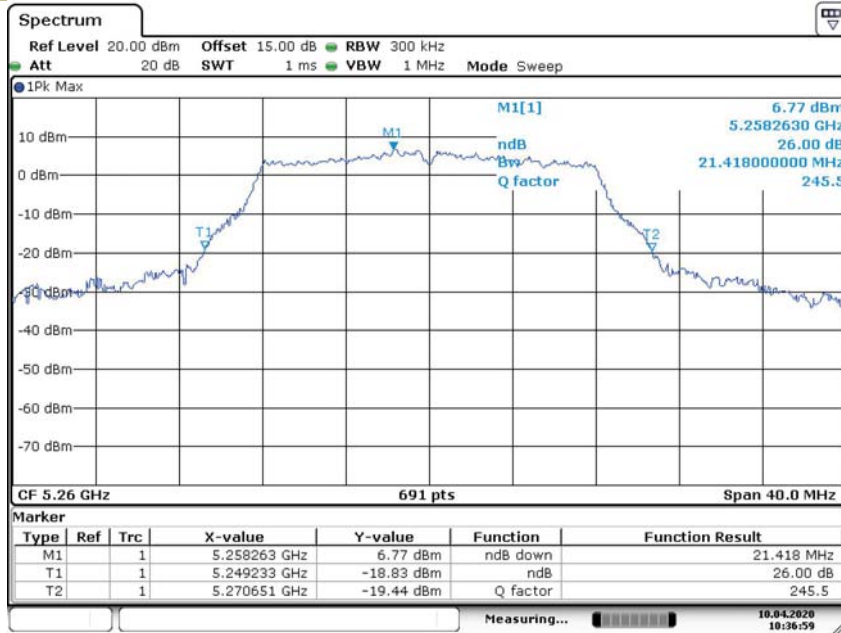
Date: 9.APR.2020 20:05:57

99% Occupied Bandwidth U-NII – 2A
 Test Model 802.11ac 80 Frequency(MHz) 5290



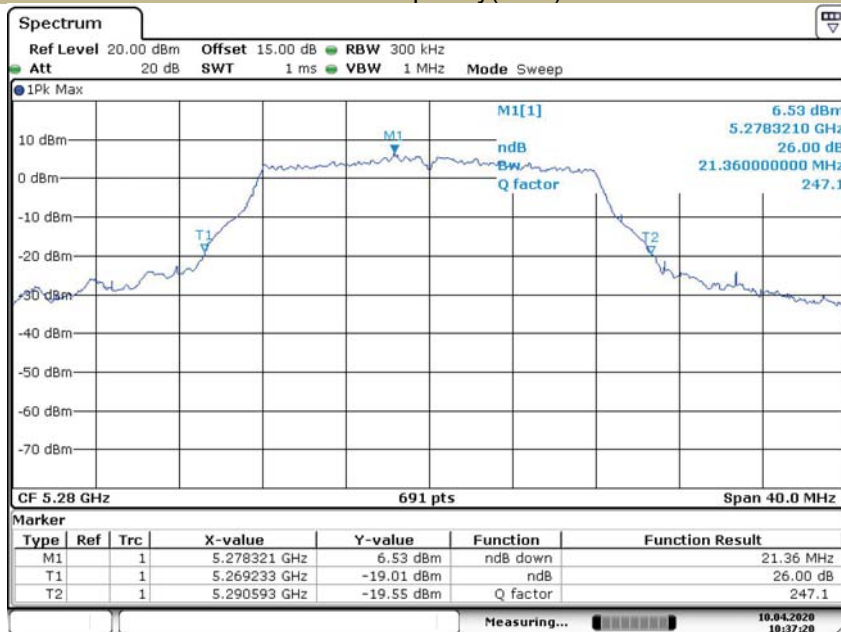
Date: 9.APR.2020 20:08:46

Emission Bandwidth U-NII – 2A
 Test Model 802.11a Frequency(MHz) 5260



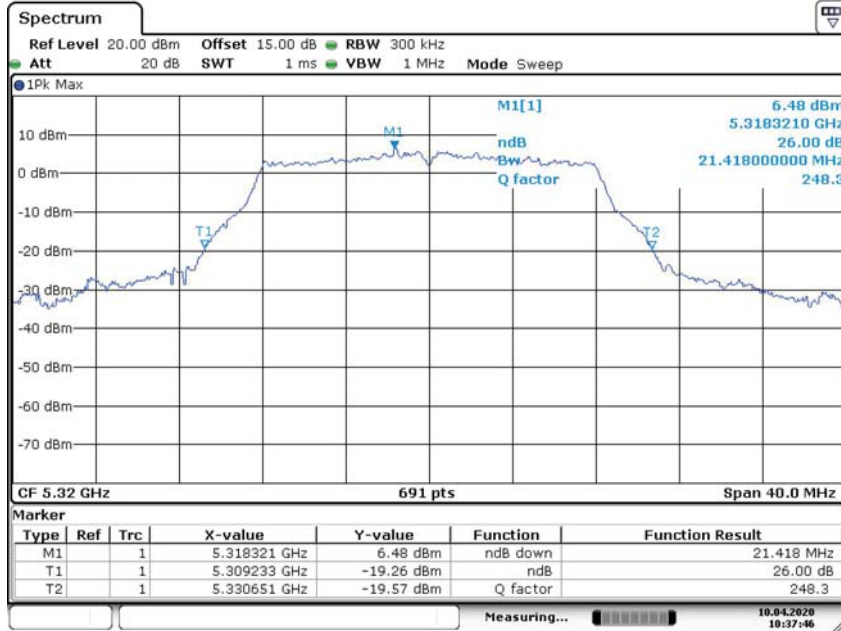
Date: 10.APR.2020 10:36:59

Emission Bandwidth U-NII – 2A
 Test Model 802.11a Frequency(MHz) 5280



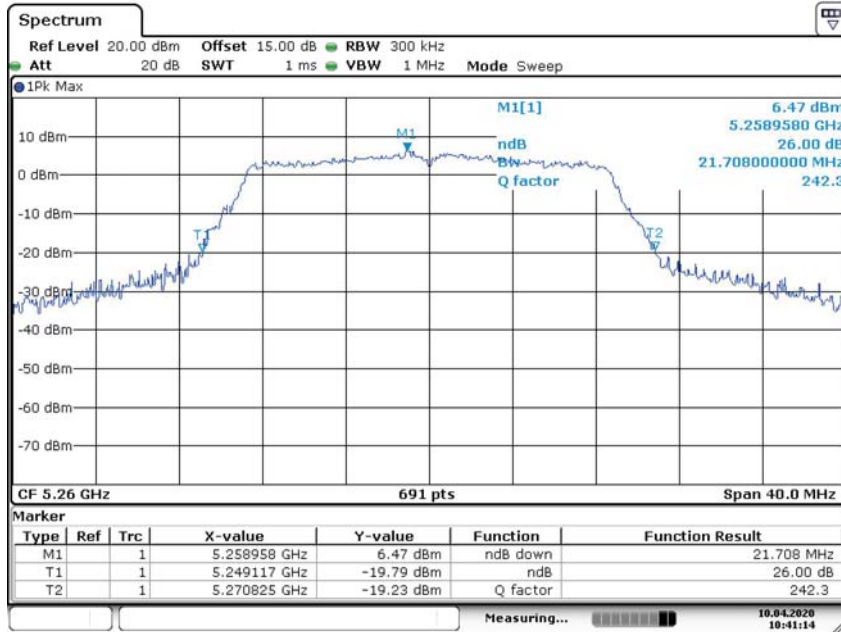
Date: 10.APR.2020 10:37:20

Emission Bandwidth U-NII – 2A
 Test Model 802.11a Frequency(MHz) 5320



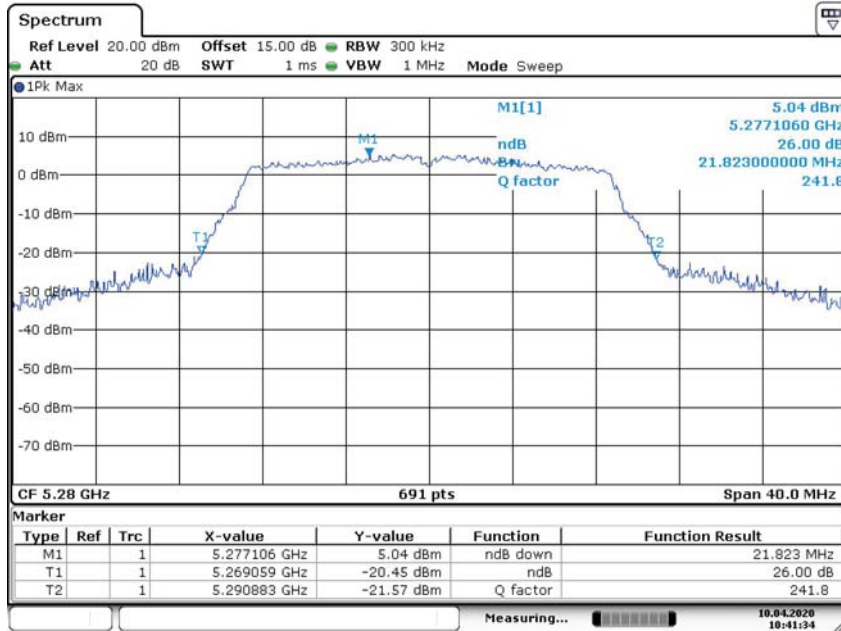
Date: 10.APR.2020 10:37:47

Emission Bandwidth U-NII – 2A
 Test Model 802.11n-HT20 Frequency(MHz) 5260



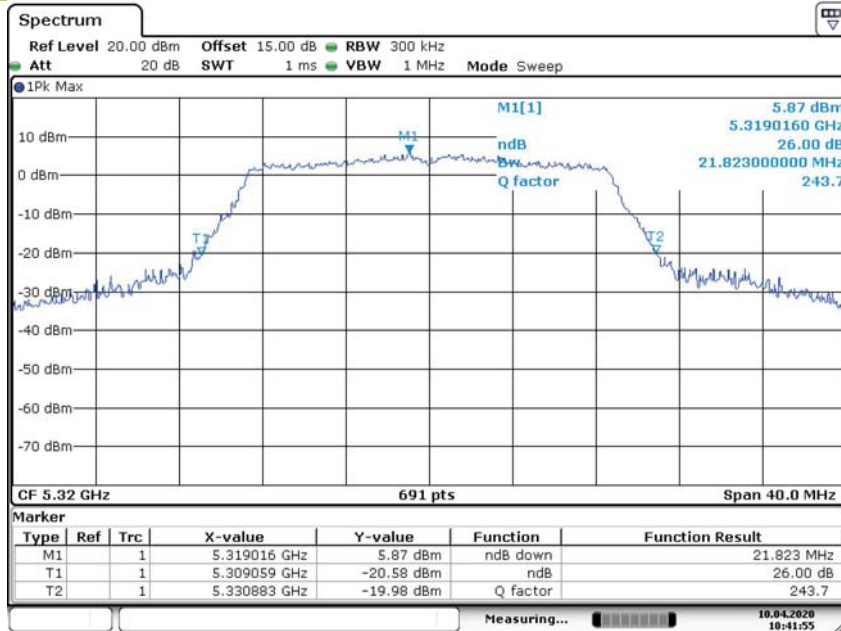
Date: 10.APR.2020 10:41:15

Emission Bandwidth U-NII – 2A
 Test Model 802.11n-HT20 Frequency(MHz) 5280



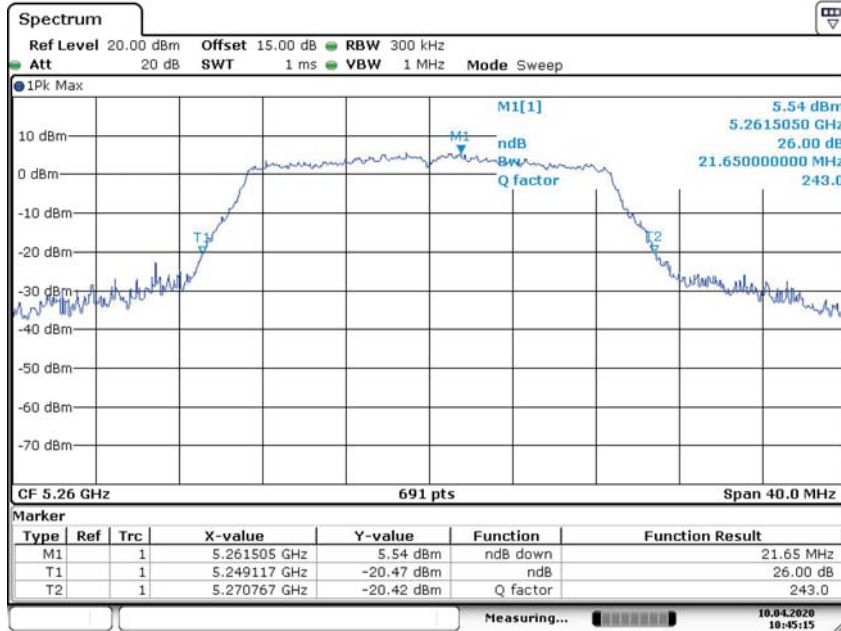
Date: 10.APR.2020 10:41:34

Emission Bandwidth U-NII – 2A
 Test Model 802.11n-HT20 Frequency(MHz) 5320



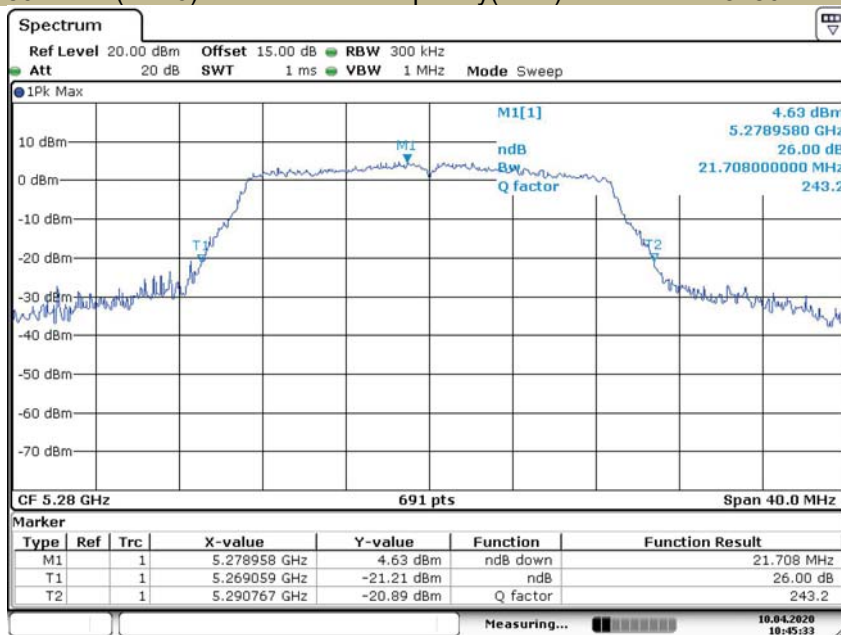
Date: 10.APR.2020 10:41:55

Emission Bandwidth U-NII – 2A
 Test Model 802.11ac(HT20) Frequency(MHz) 5260



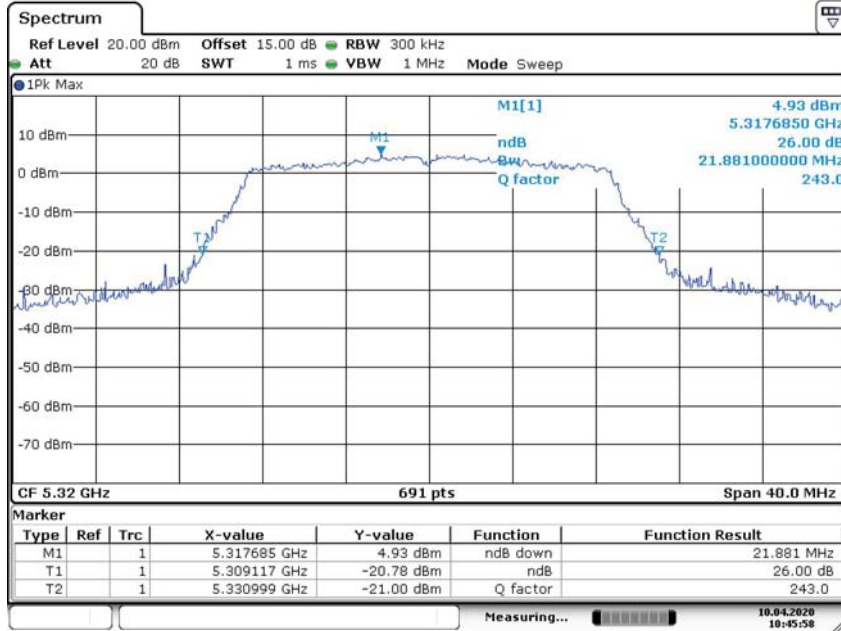
Date: 10.APR.2020 10:45:14

Emission Bandwidth U-NII – 2A
 Test Model 802.11ac(HT20) Frequency(MHz) 5280



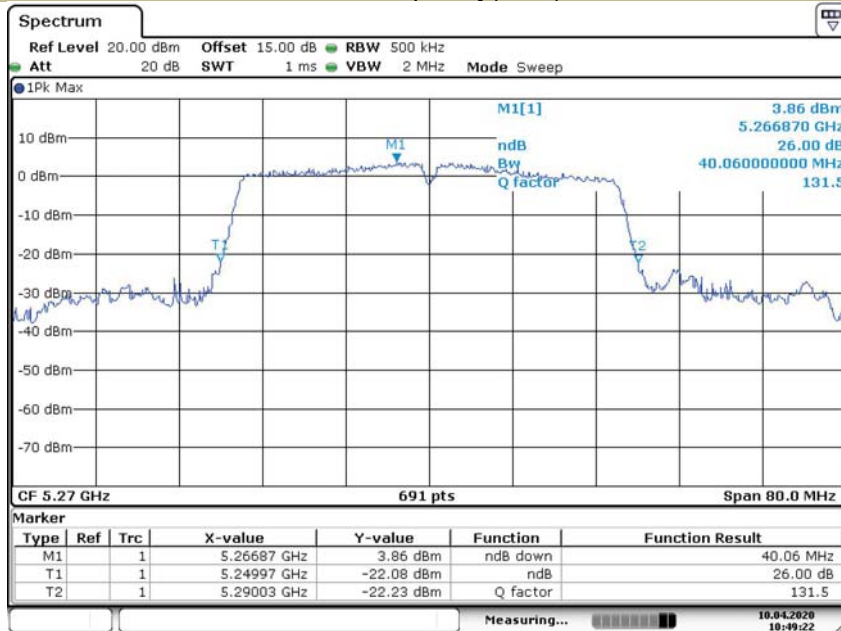
Date: 10.APR.2020 10:45:33

Emission Bandwidth U-NII – 2A
 Test Model 802.11ac(HT20) Frequency(MHz) 5320



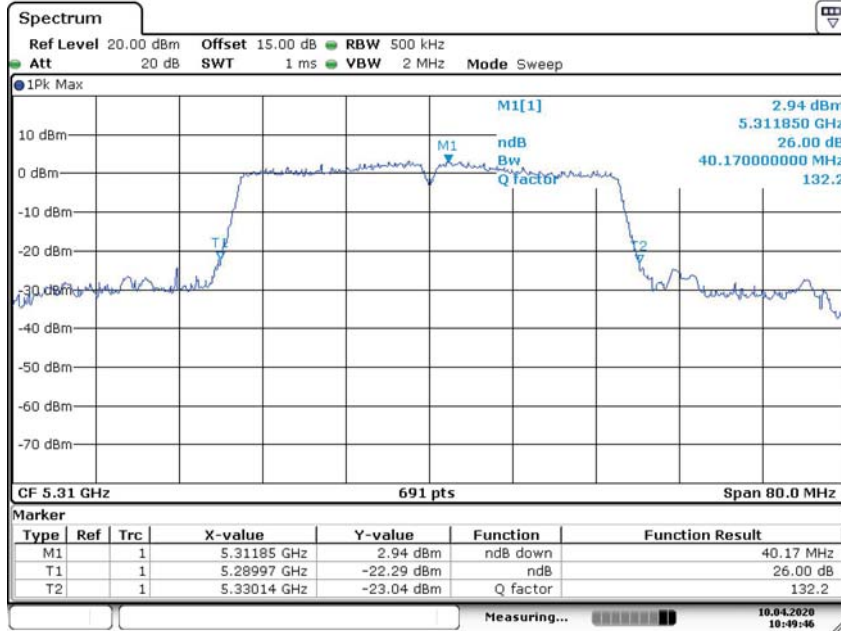
Date: 10.APR.2020 10:45:58

Emission Bandwidth U-NII – 2A
 Test Model 802.11n-HT40 Frequency(MHz) 5270



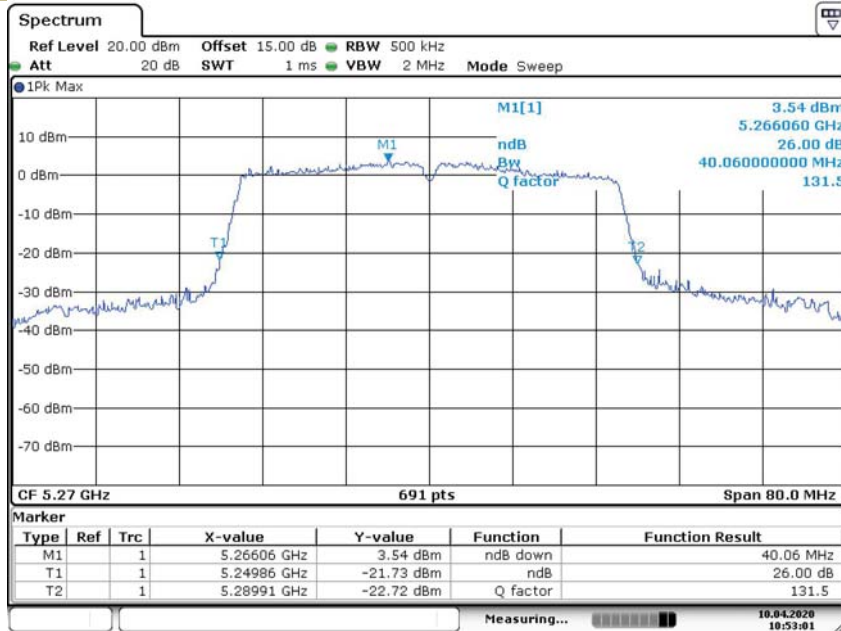
Date: 10.APR.2020 10:49:22

Emission Bandwidth U-NII – 2A
 Test Model 802.11n-HT40 Frequency(MHz) 5310



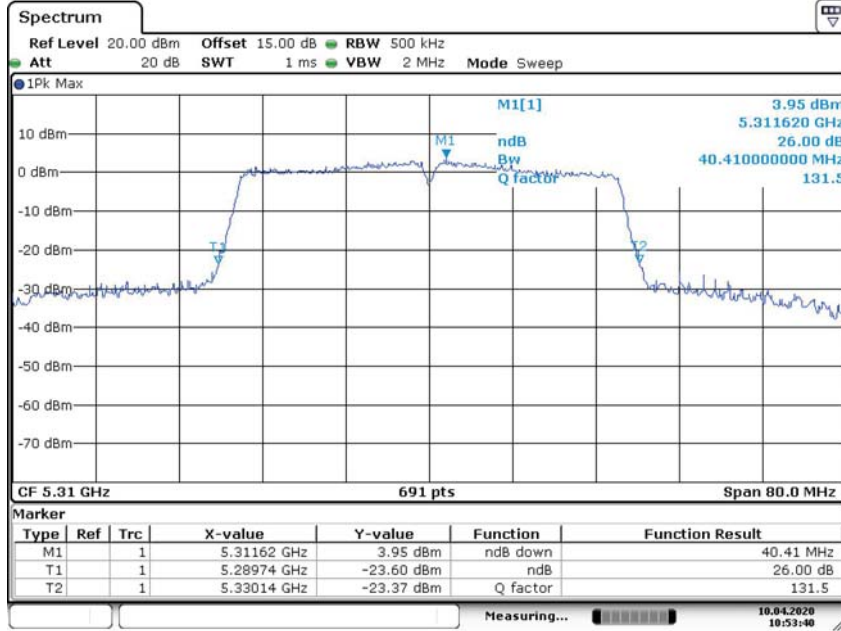
Date: 10.APR.2020 10:49:47

Emission Bandwidth U-NII – 2A
 Test Model 802.11ac(HT40) Frequency(MHz) 5270



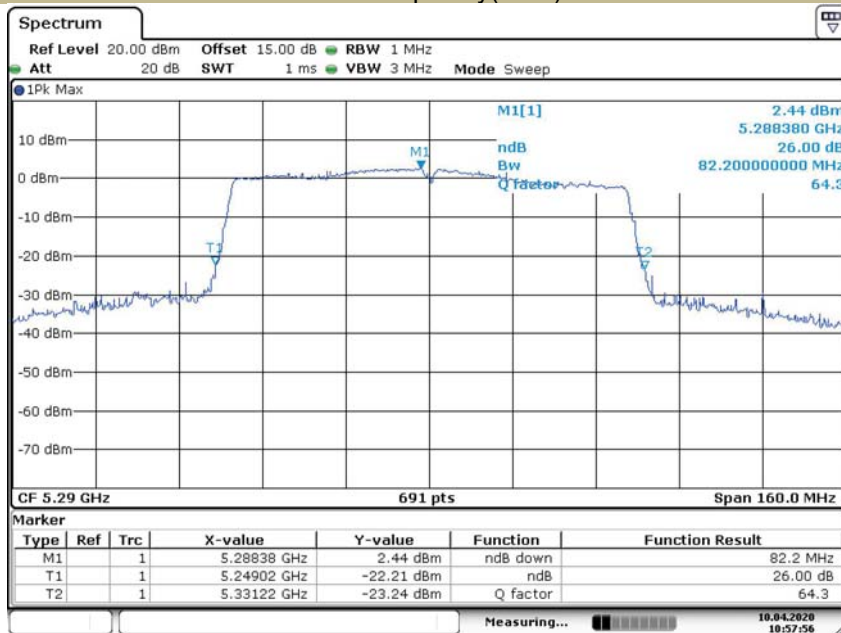
Date: 10.APR.2020 10:53:01

Emission Bandwidth U-NII – 2A
 Test Model 802.11ac(HT40) Frequency(MHz) 5310



Date: 10.APR.2020 10:53:39

Emission Bandwidth U-NII – 2A
 Test Model 802.11ac 80 Frequency(MHz) 5290

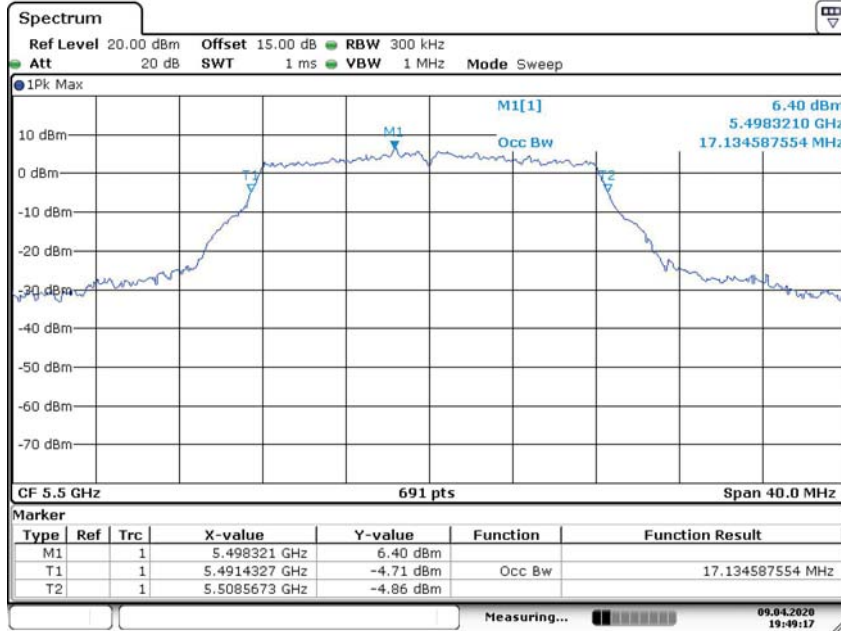


Date: 10.APR.2020 10:57:56

5470-5725MHz

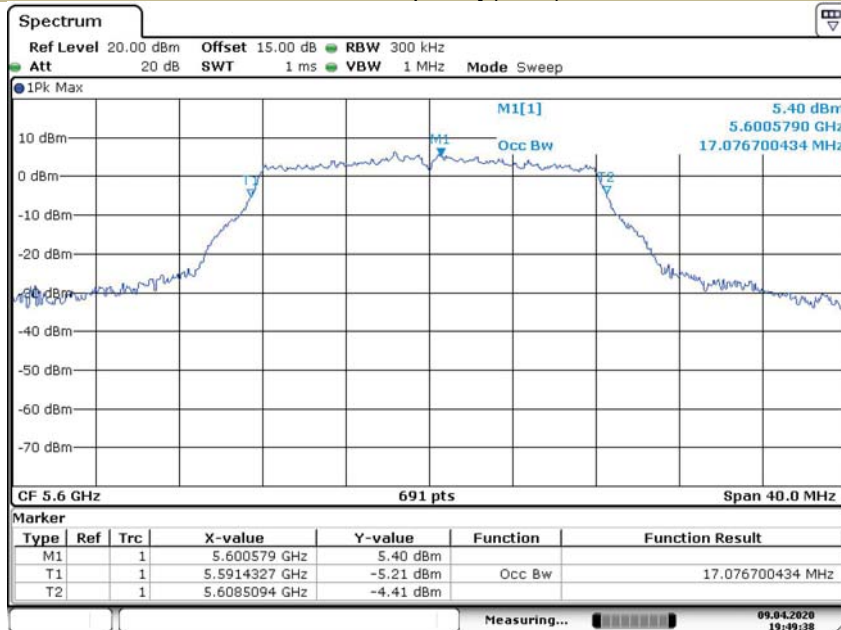
Test Mode	Test Channel MHz		26dB Bandwidth MHz	99% Bandwidth MHz	Verdict
802.11a	CH100	5500	21.65	17.13	Pass
	CH116	5580	21.36	17.08	Pass
	CH140	5700	21.36	16.96	Pass
802.11n-HT20	CH100	5500	21.71	18.12	Pass
	CH116	5580	21.59	18.18	Pass
	CH140	5700	21.71	18.12	Pass
802.11ac(HT20)	CH100	5500	21.65	18.12	Pass
	CH116	5580	22.77	18.06	Pass
	CH140	5700	21.71	18.12	Pass
802.11n-HT40	CH102	5510	40.29	36.35	Pass
	CH134	5670	40.17	36.35	Pass
802.11ac(HT40)	CH102	5510	40.06	36.35	Pass
	CH134	5670	40.29	36.35	Pass
802.11ac(HT80)	CH106	5530	81.51	75.48	Pass

99% Occupied Bandwidth U-NII – 2C
 Test Model 802.11a Frequency(MHz) 5500



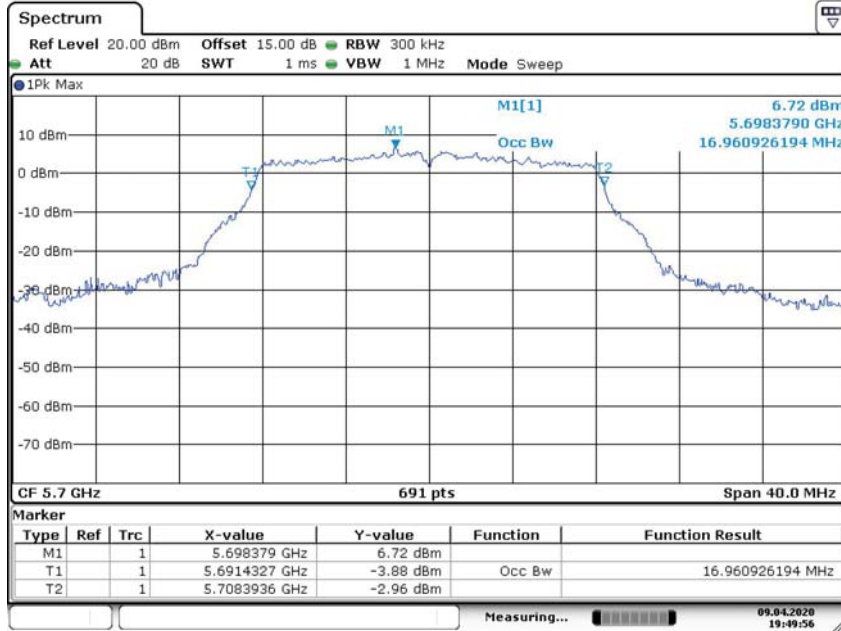
Date: 9.APR.2020 19:49:18

99% Occupied Bandwidth U-NII – 2C
 Test Model 802.11a Frequency(MHz) 5580



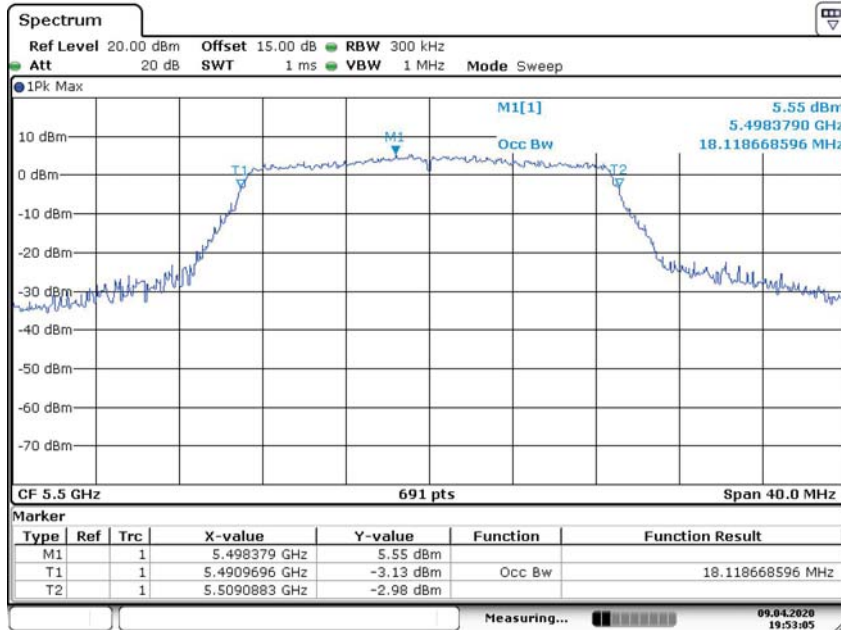
Date: 9.APR.2020 19:49:38

99% Occupied Bandwidth U-NII – 2C
 Test Model 802.11a Frequency(MHz) 5700



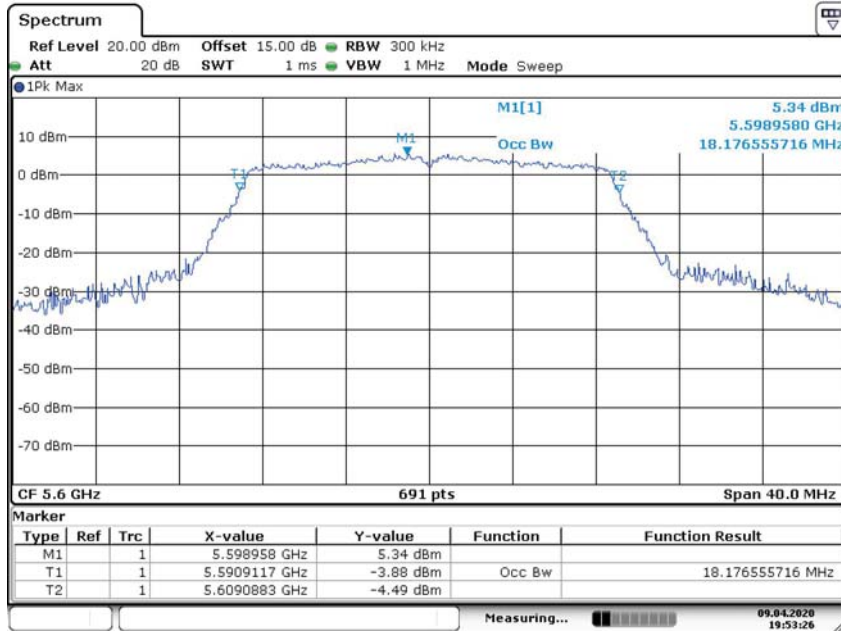
Date: 9.APR.2020 19:49:55

99% Occupied Bandwidth U-NII – 2C
 Test Model 802.11n-HT20 Frequency(MHz) 5500



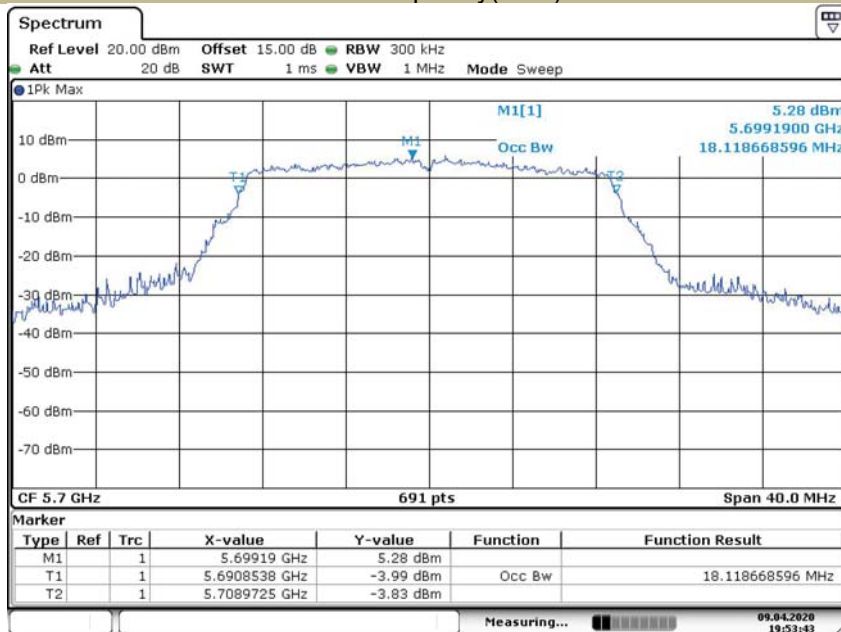
Date: 9.APR.2020 19:53:06

99% Occupied Bandwidth U-NII – 2C
 Test Model 802.11n-HT20 Frequency(MHz) 5580



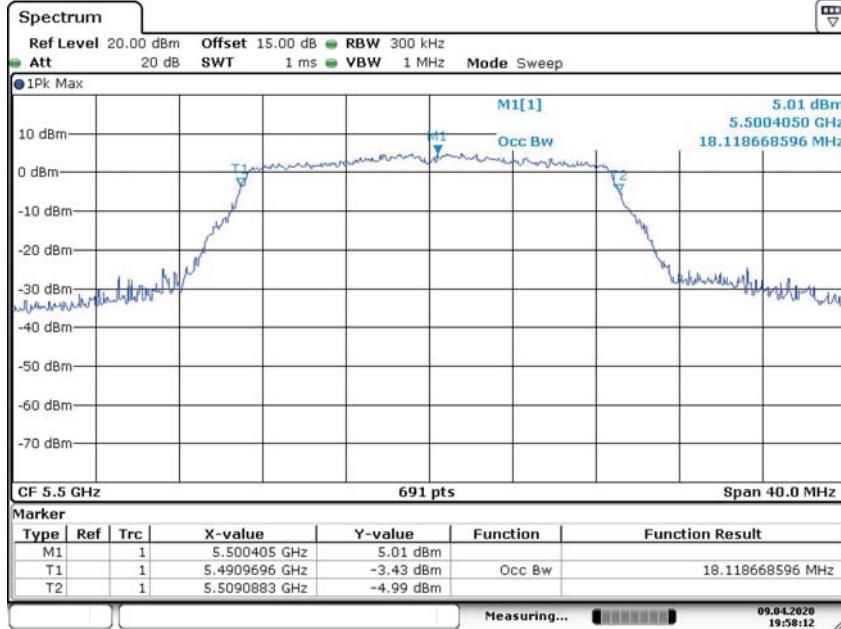
Date: 9 APR 2020 19:53:26

99% Occupied Bandwidth U-NII – 2C
 Test Model 802.11n-HT20 Frequency(MHz) 5700



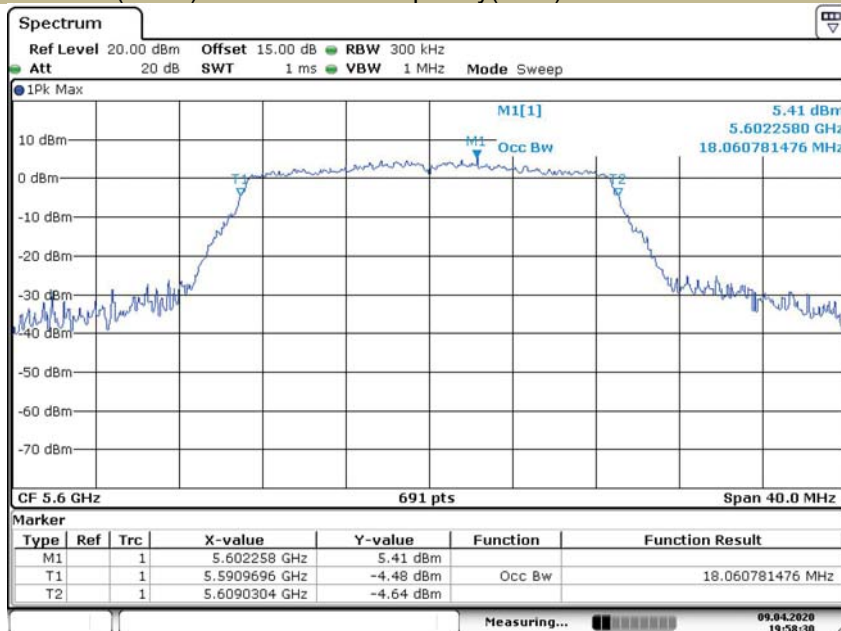
Date: 9 APR 2020 19:53:43

99% Occupied Bandwidth U-NII – 2C
 Test Model 802.11ac(HT20) Frequency(MHz) 5500



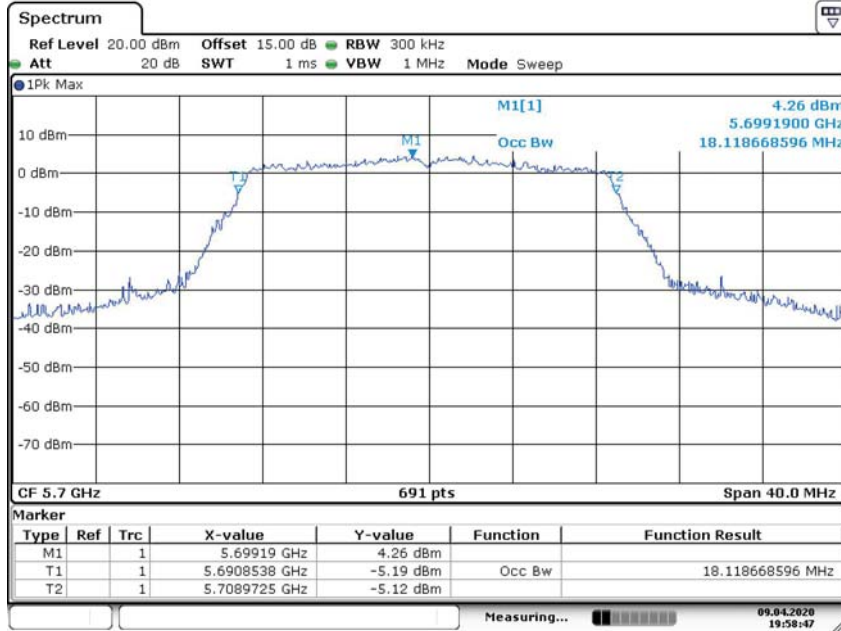
Date: 9.APR.2020 19:58:12

99% Occupied Bandwidth U-NII – 2C
 Test Model 802.11ac(HT20) Frequency(MHz) 5580



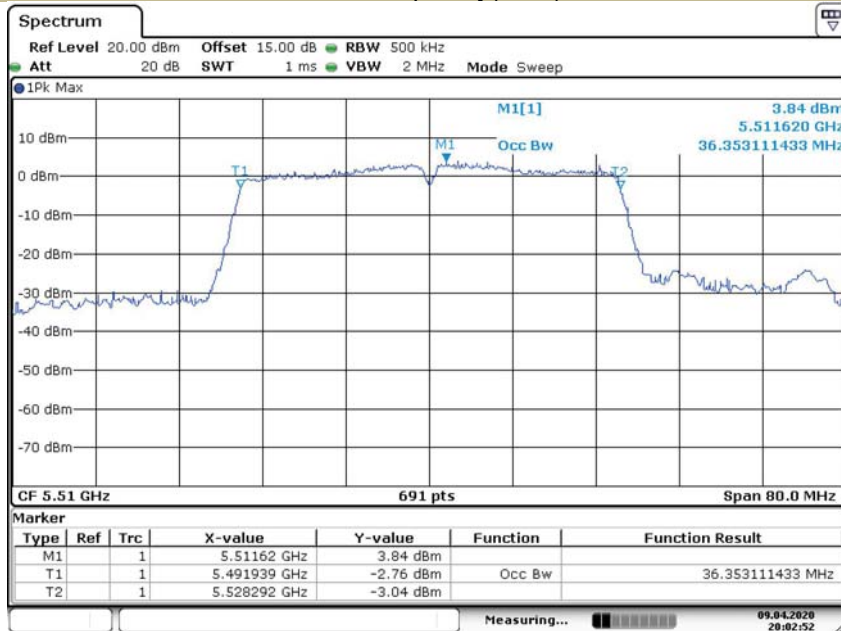
Date: 9.APR.2020 19:58:30

99% Occupied Bandwidth U-NII – 2C
 Test Model 802.11ac(HT20) Frequency(MHz) 5700



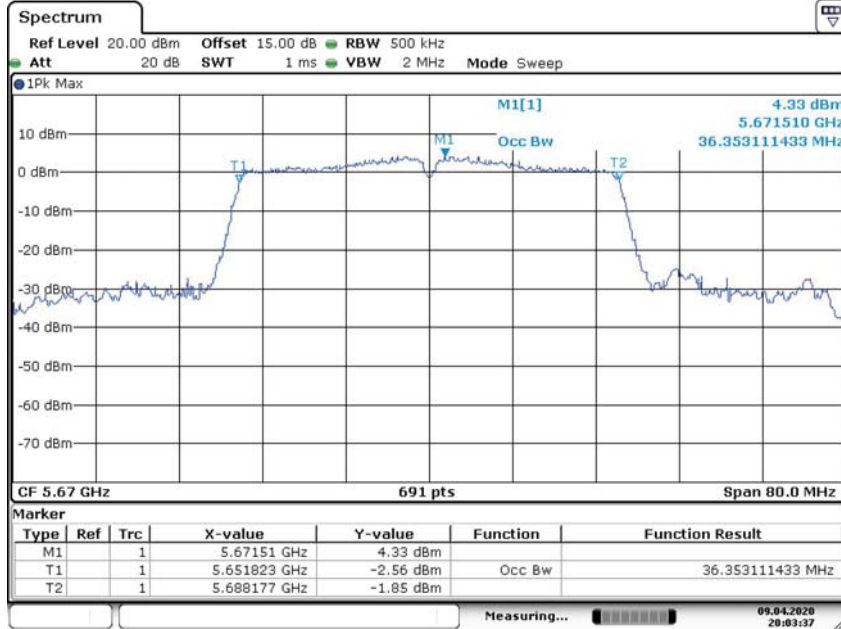
Date: 9.APR.2020 19:58:47

99% Occupied Bandwidth U-NII – 2C
 Test Model 802.11n-HT40 Frequency(MHz) 5510



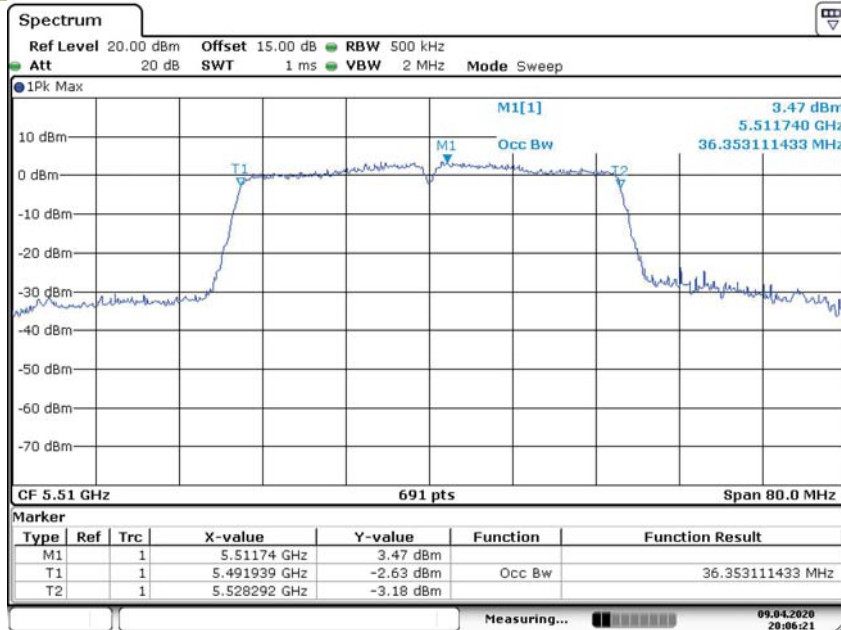
Date: 9.APR.2020 20:02:52

99% Occupied Bandwidth U-NII – 2C
 Test Model 802.11n-HT40 Frequency(MHz) 5670



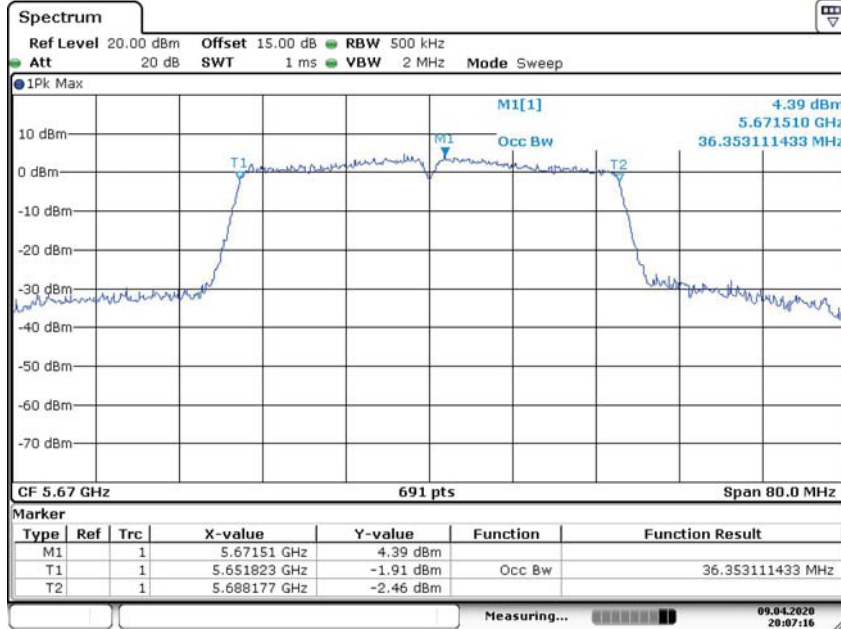
Date: 9.APR.2020 20:03:37

99% Occupied Bandwidth U-NII – 2C
 Test Model 802.11ac(HT40) Frequency(MHz) 5510



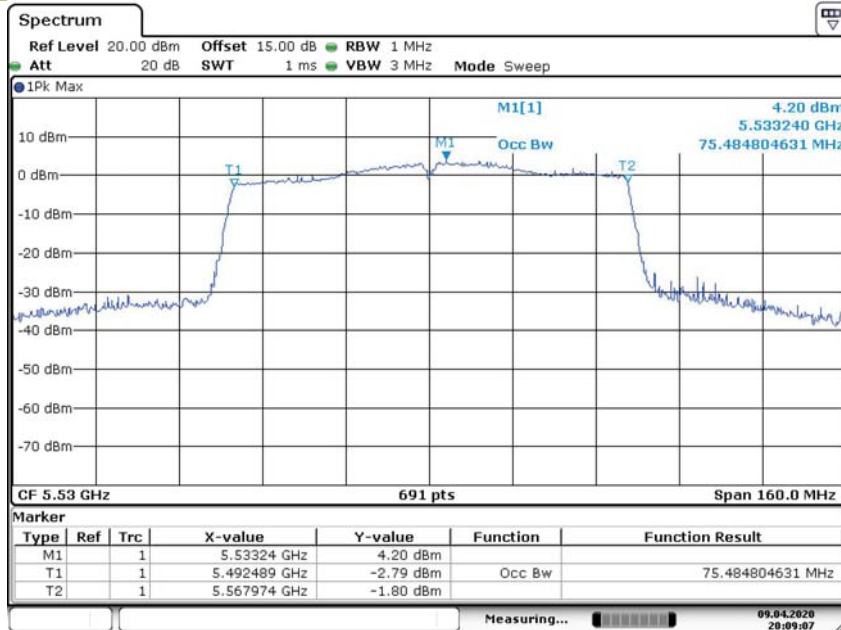
Date: 9.APR.2020 20:06:21

99% Occupied Bandwidth U-NII – 2C
 Test Model 802.11ac(HT40) Frequency(MHz) 5670



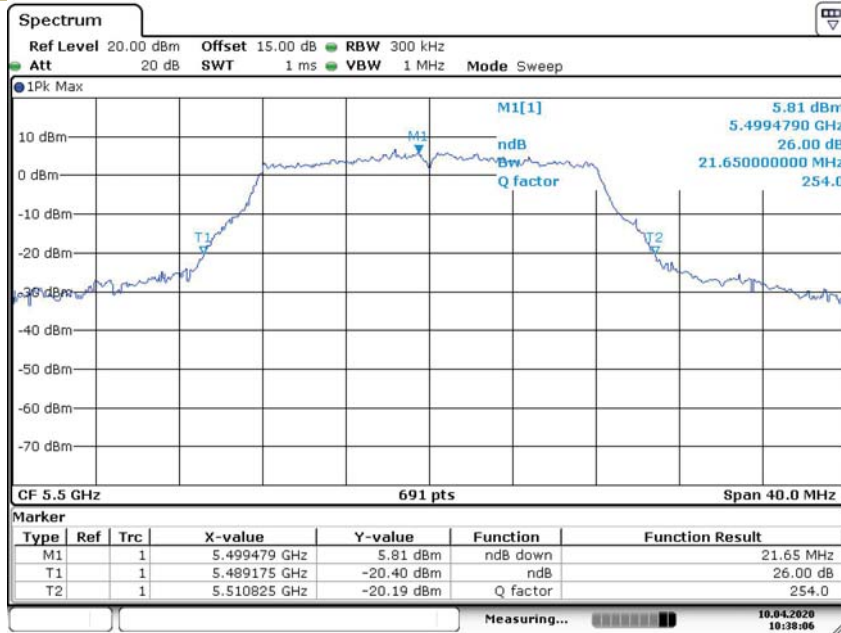
Date: 9.APR.2020 20:07:16

99% Occupied Bandwidth U-NII – 2C
 Test Model 802.11ac 80 Frequency(MHz) 5530



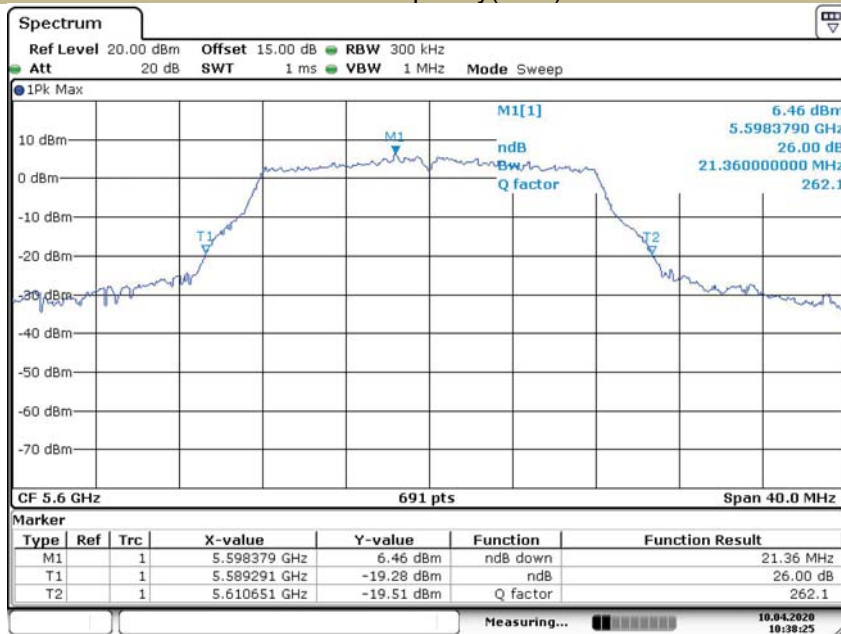
Date: 9.APR.2020 20:09:07

Emission Bandwidth U-NII – 2C
 Test Model 802.11a Frequency(MHz) 5500



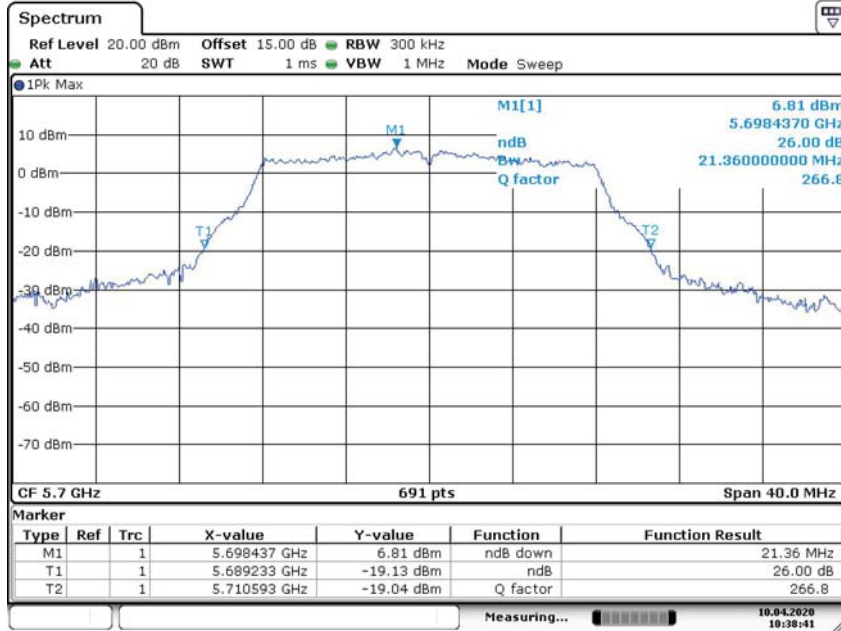
Date: 10.APR.2020 10:38:05

Emission Bandwidth U-NII – 2C
 Test Model 802.11a Frequency(MHz) 5580



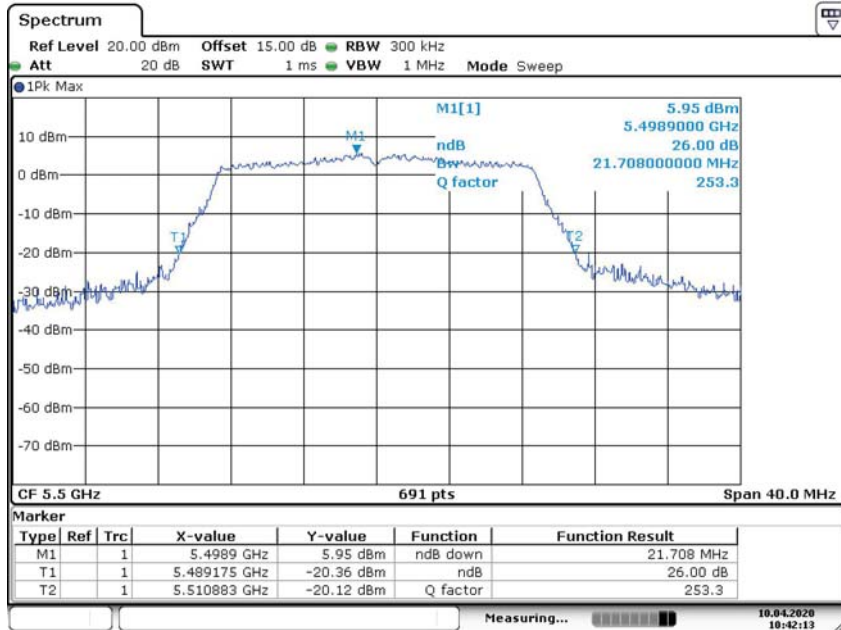
Date: 10.APR.2020 10:38:25

Emission Bandwidth U-NII – 2C
 Test Model 802.11a Frequency(MHz) 5700



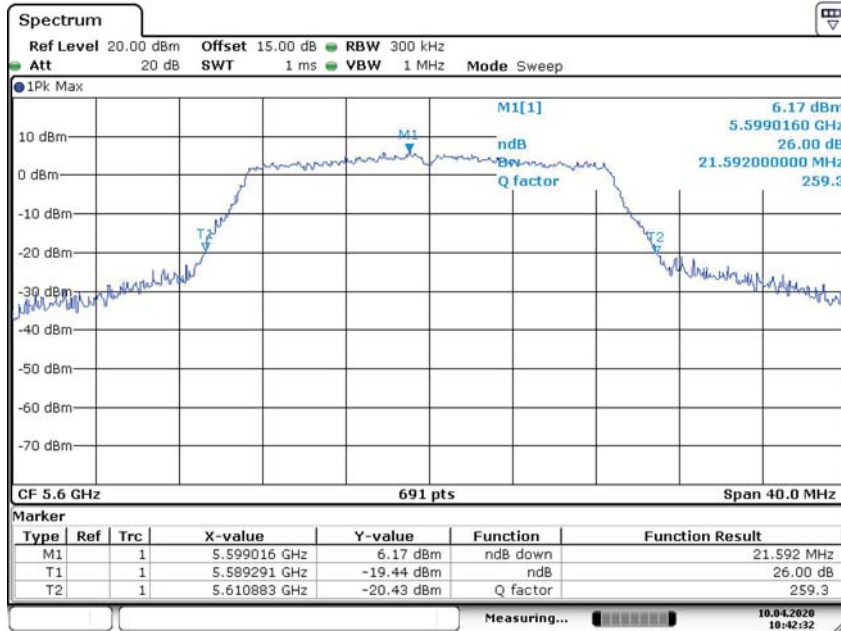
Date: 10.APR.2020 10:38:41

Emission Bandwidth U-NII – 2C
 Test Model 802.11n-HT20 Frequency(MHz) 5500



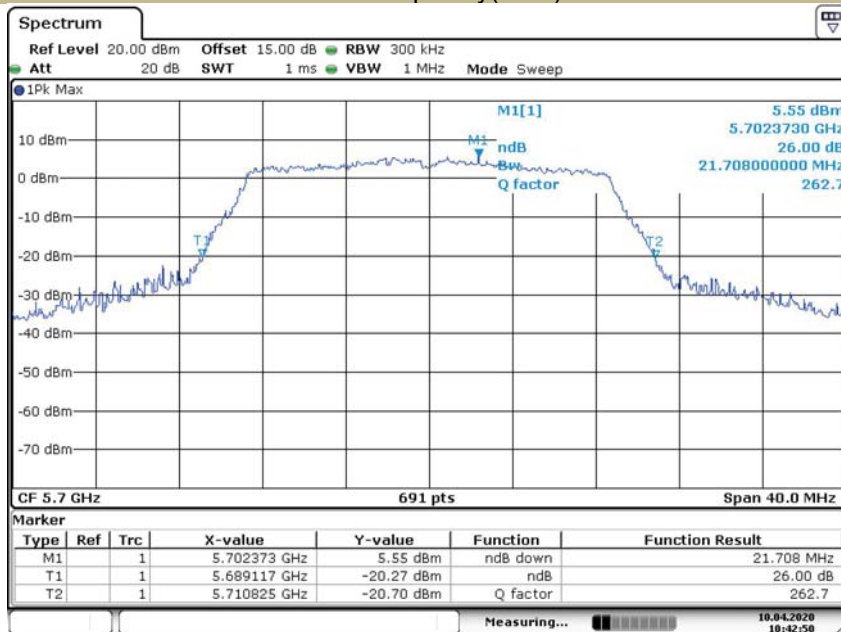
Date: 10.APR.2020 10:42:13

Emission Bandwidth U-NII – 2C
 Test Model 802.11n-HT20 Frequency(MHz) 5580



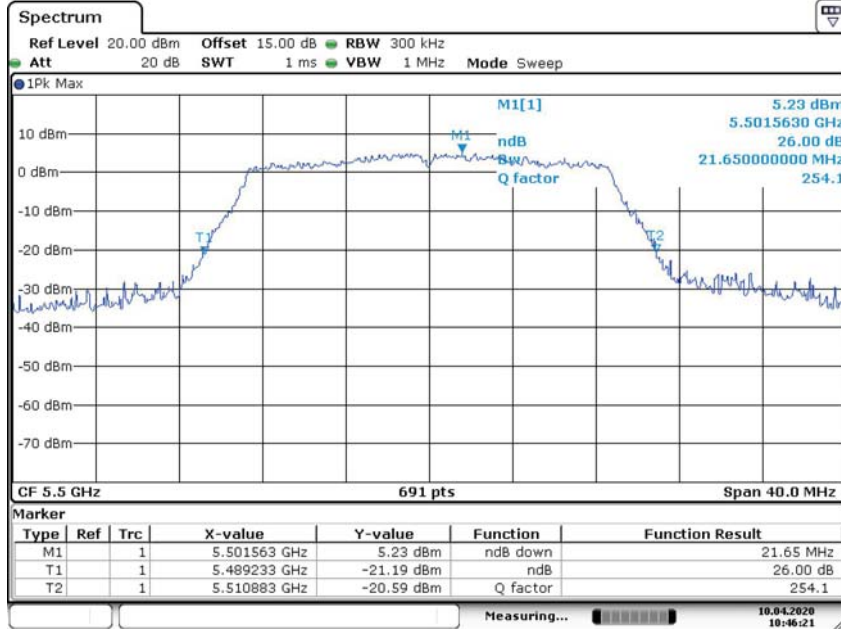
Date: 10.APR.2020 10:42:32

Emission Bandwidth U-NII – 2C
 Test Model 802.11n-HT20 Frequency(MHz) 5700



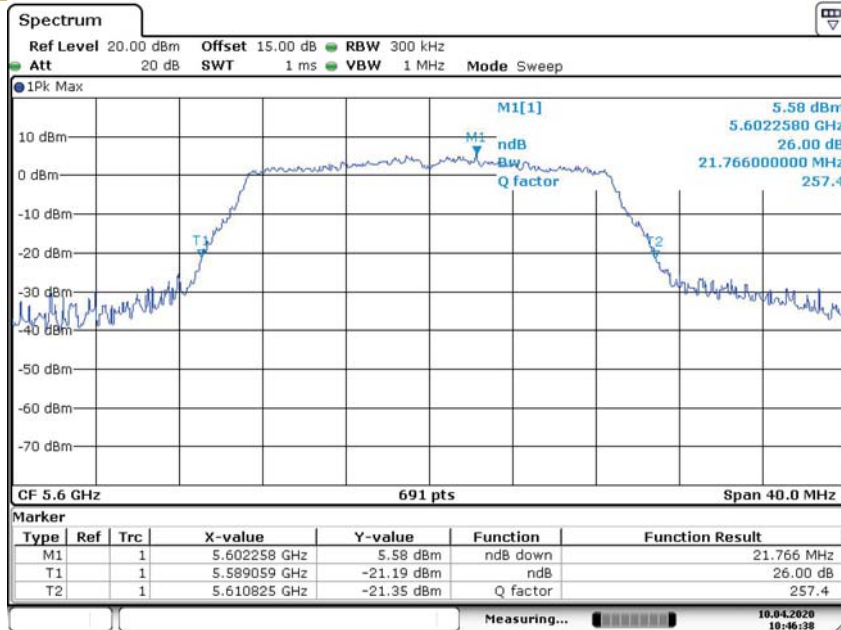
Date: 10.APR.2020 10:42:50

Emission Bandwidth U-NII – 2C
 Test Model 802.11ac(HT20) Frequency(MHz) 5500



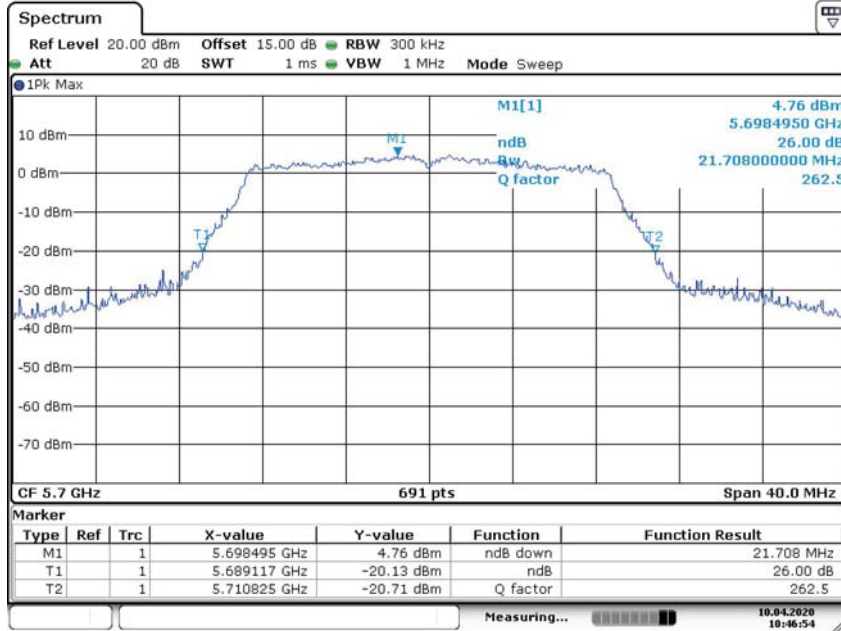
Date: 10.APR.2020 10:46:20

Emission Bandwidth U-NII – 2C
 Test Model 802.11ac(HT20) Frequency(MHz) 5580



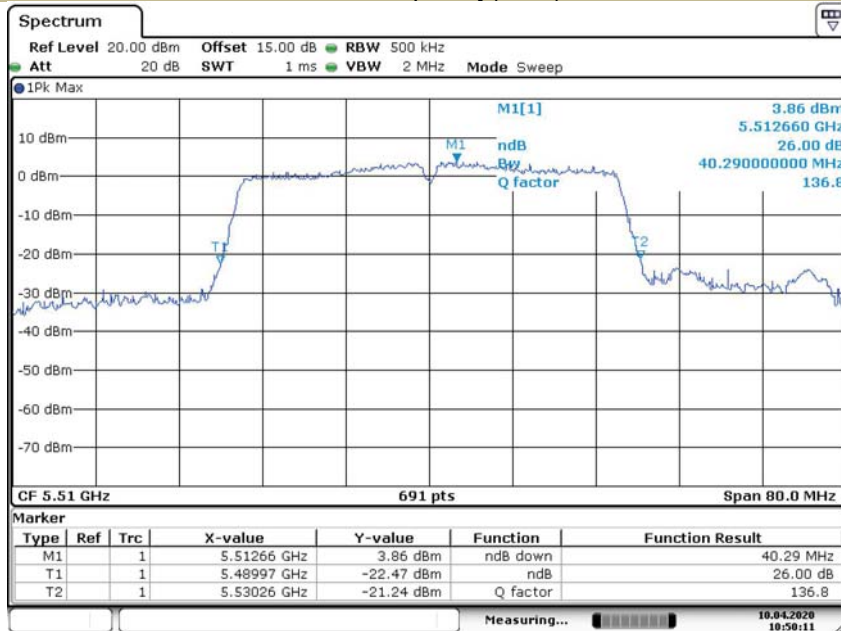
Date: 10.APR.2020 10:46:37

Emission Bandwidth U-NII – 2C
 Test Model 802.11ac(HT20) Frequency(MHz) 5700



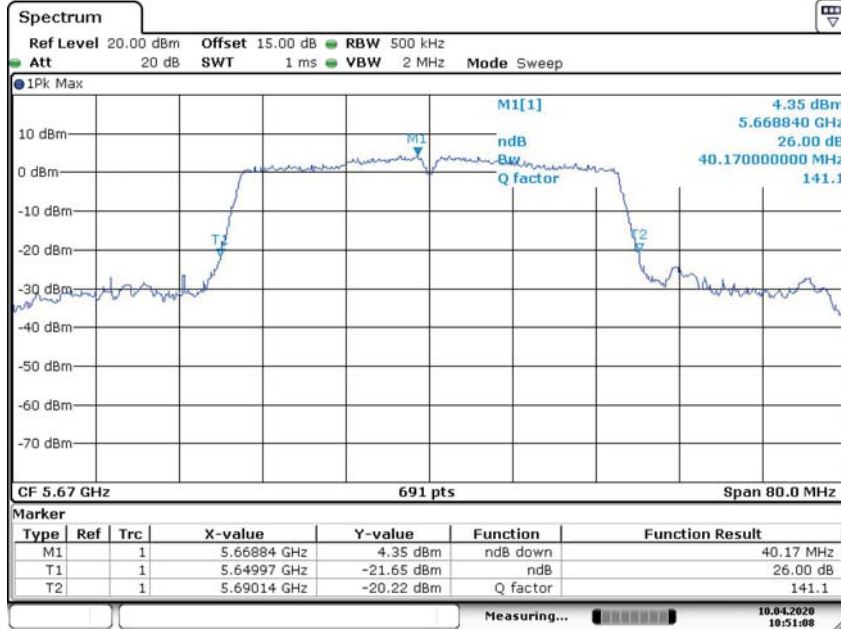
Date: 10.APR.2020 10:46:54

Emission Bandwidth U-NII – 2C
 Test Model 802.11n-HT40 Frequency(MHz) 5510



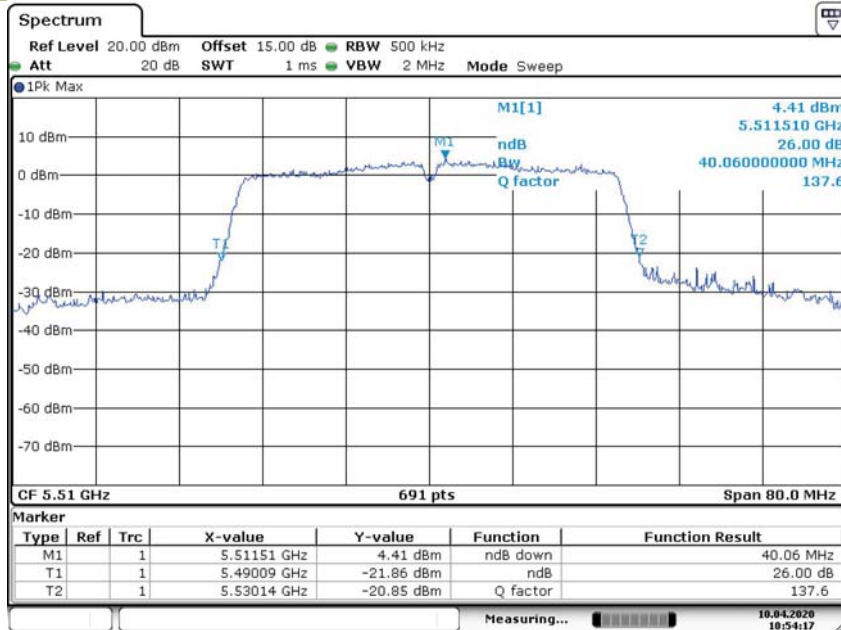
Date: 10.APR.2020 10:50:11

Emission Bandwidth U-NII – 2C
 Test Model 802.11n-HT40 Frequency(MHz) 5670



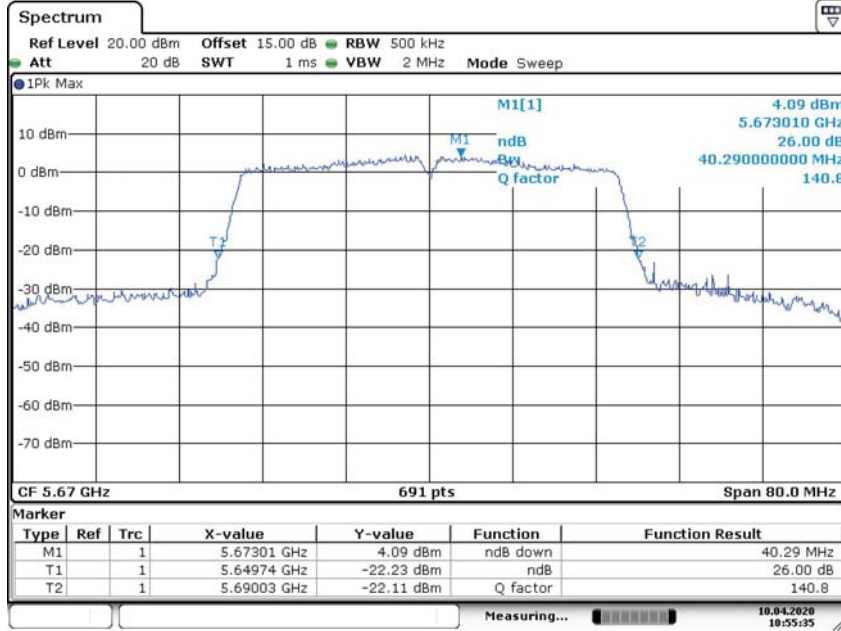
Date: 10.APR.2020 10:51:07

Emission Bandwidth U-NII – 2C
 Test Model 802.11ac(HT40) Frequency(MHz) 5510



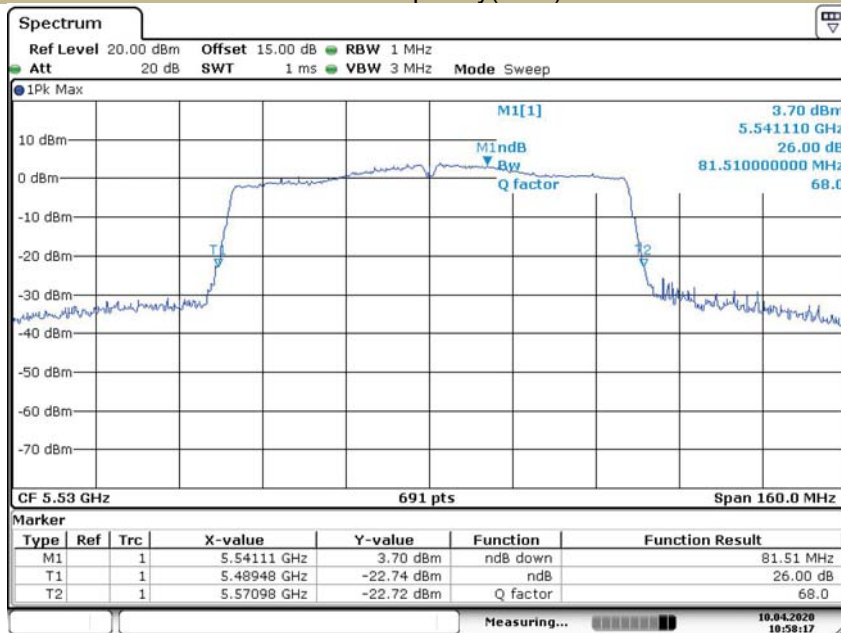
Date: 10.APR.2020 10:54:17

Emission Bandwidth U-NII – 2C
 Test Model 802.11ac(HT40) Frequency(MHz) 5670



Date: 10.APR.2020 10:55:36

Emission Bandwidth U-NII – 2C
 Test Model 802.11ac 80 Frequency(MHz) 5530

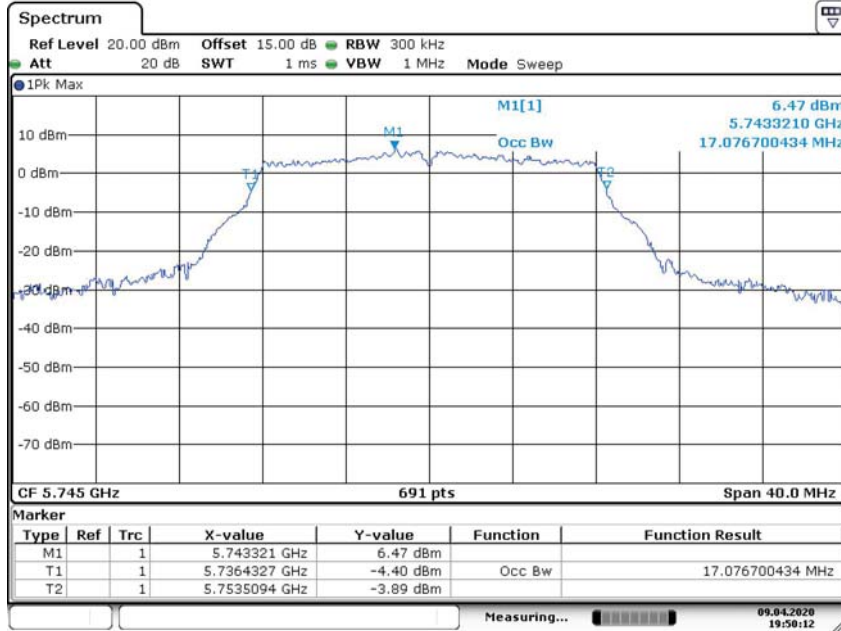


Date: 10.APR.2020 10:58:18

5725-5850MHz

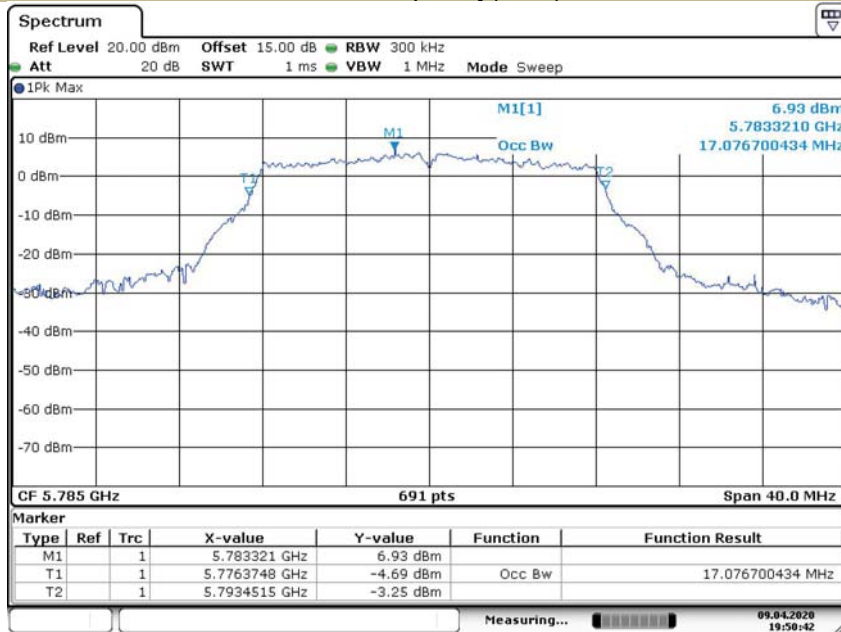
Test Mode	Test Channel MHz		6 dB Bandwidth MHz	26dB Bandwidth MHz	99% Bandwidth MHz	Limit kHz
802.11a	CH149	5745	16.32	21.53	17.08	≥500
	CH157	5785	16.27	21.42	17.08	≥500
	CH165	5825	16.27	21.53	17.08	≥500
802.11n-HT20	CH149	5745	17.54	21.82	18.18	≥500
	CH157	5785	17.54	21.82	18.12	≥500
	CH165	5825	17.54	21.94	18.18	≥500
802.11ac(HT20)	CH149	5745	17.54	21.77	18.06	≥500
	CH157	5785	17.54	21.77	18.12	≥500
	CH165	5825	17.54	21.70	18.06	≥500
802.11n-HT40	CH151	5755	36.12	40.41	36.47	≥500
	CH159	5795	36.01	40.17	36.47	≥500
802.11ac(HT40)	CH151	5755	36.01	40.29	36.47	≥500
	CH159	5795	35.89	40.41	36.47	≥500
802.11ac(HT80)	CH155	5775	75.02	81.04	75.48	≥500

99% Occupied Bandwidth U-NII - 3
 Test Model 802.11a Frequency(MHz) 5745



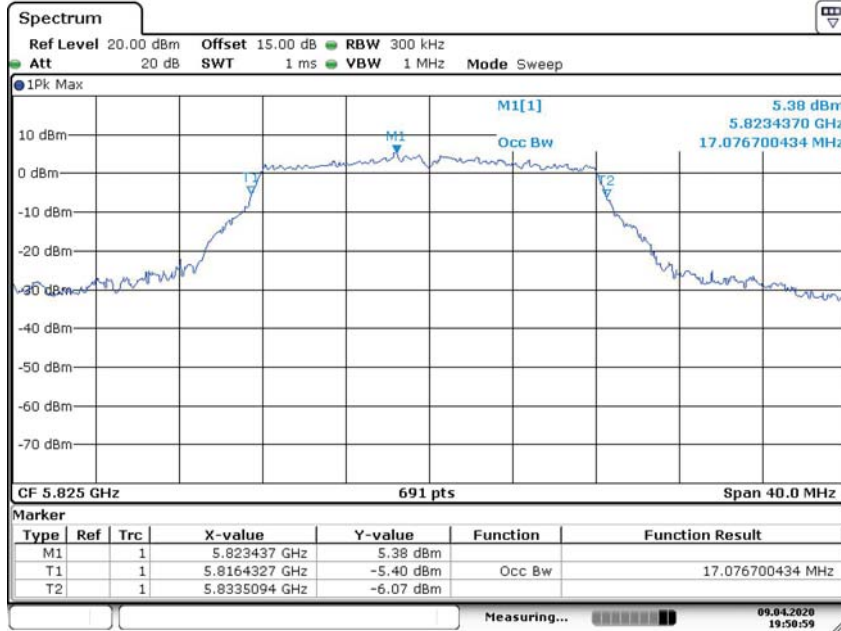
Date: 9.APR.2020 19:50:13

99% Occupied Bandwidth U-NII - 3
 Test Model 802.11a Frequency(MHz) 5785



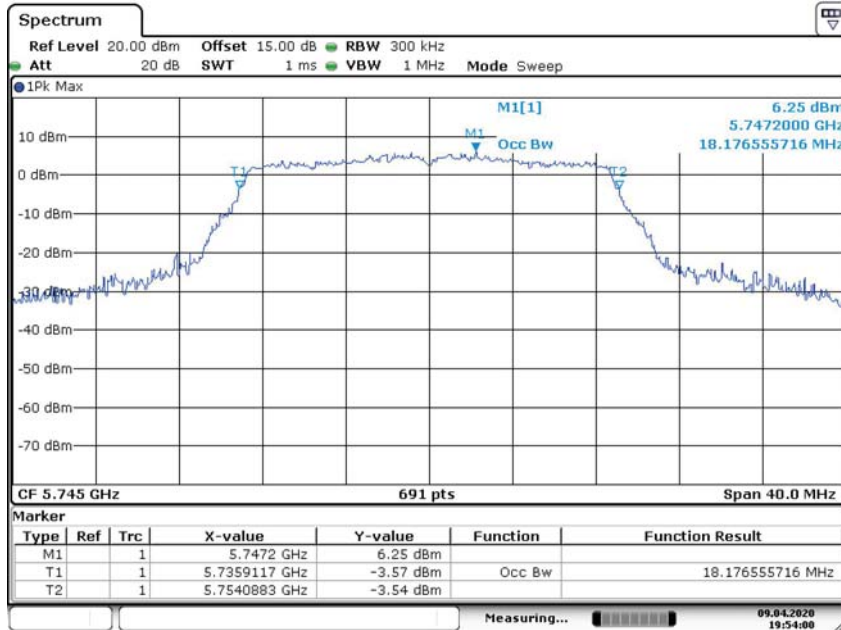
Date: 9.APR.2020 19:50:43

99% Occupied Bandwidth U-NII - 3
 Test Model 802.11a Frequency(MHz) 5825



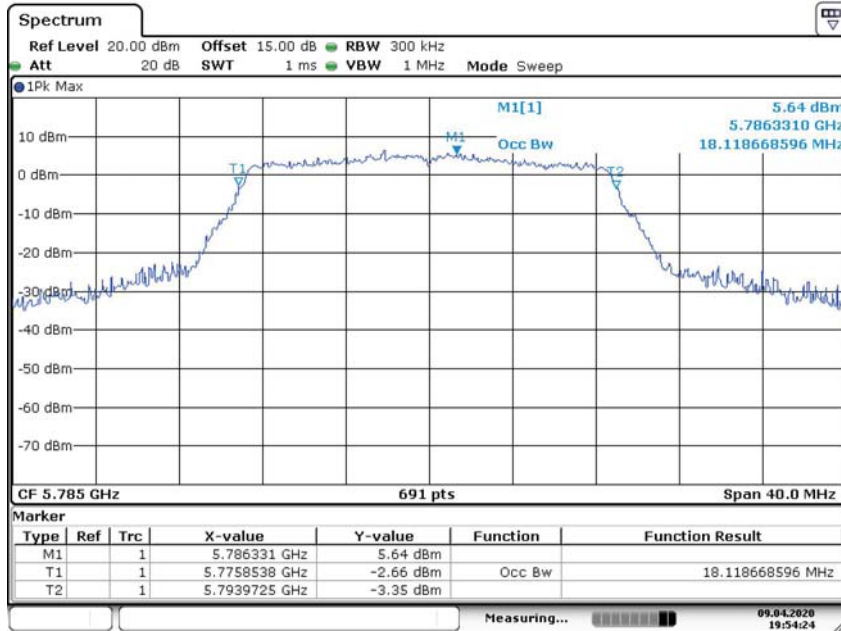
Date: 9.APR.2020 19:50:59

99% Occupied Bandwidth U-NII - 3
 Test Model 802.11n-HT20 Frequency(MHz) 5745



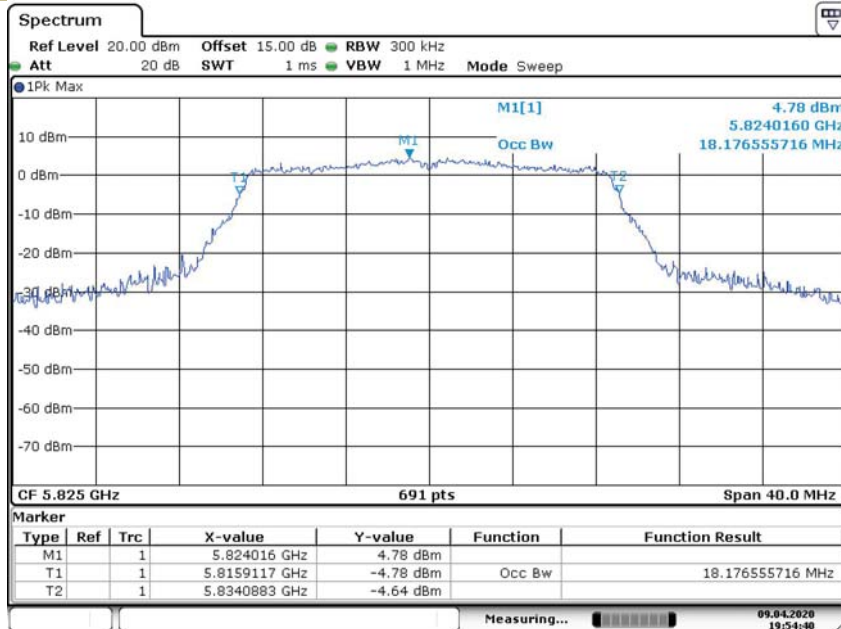
Date: 9.APR.2020 19:54:00

99% Occupied Bandwidth U-NII - 3
 Test Model 802.11n-HT20 Frequency(MHz) 5785



Date: 9. APR. 2020 19:54:23

99% Occupied Bandwidth U-NII - 3
 Test Model 802.11n-HT20 Frequency(MHz) 5825



Date: 9. APR. 2020 19:54:40