

Appendix A: DTS Bandwidth

Test Result

TestMode	Antenna	Frequency[MHz]	DTS BW [MHz]	FL[MHz]	FH[MHz]	Limit[MHz]	Verdict
11B	Ant1	2412	9.480	2407.000	2416.480	0.5	PASS
		2437	9.520	2432.000	2441.520	0.5	PASS
		2462	9.520	2457.000	2466.520	0.5	PASS
11G	Ant1	2412	16.440	2403.760	2420.200	0.5	PASS
		2437	16.440	2428.760	2445.200	0.5	PASS
		2462	16.440	2453.760	2470.200	0.5	PASS
11N20SI SO	Ant1	2412	17.320	2403.440	2420.760	0.5	PASS
		2437	17.040	2428.440	2445.480	0.5	PASS
		2462	17.160	2453.440	2470.600	0.5	PASS
11N40SI SO	Ant1	2422	32.880	2405.680	2438.560	0.5	PASS
		2437	32.800	2420.680	2453.480	0.5	PASS
		2452	33.120	2435.360	2468.480	0.5	PASS

Test Graphs

11B_Ant1_2412



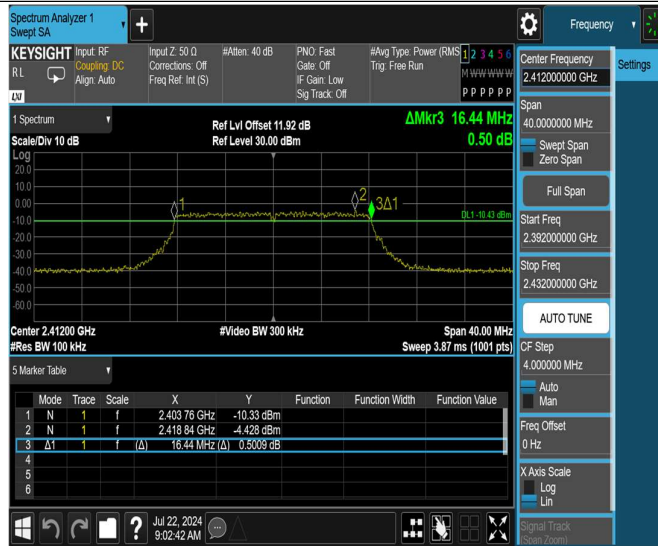
11B_Ant1_2437



11B_Ant1_2462



11G_Ant1_2412



11G_Ant1_2437



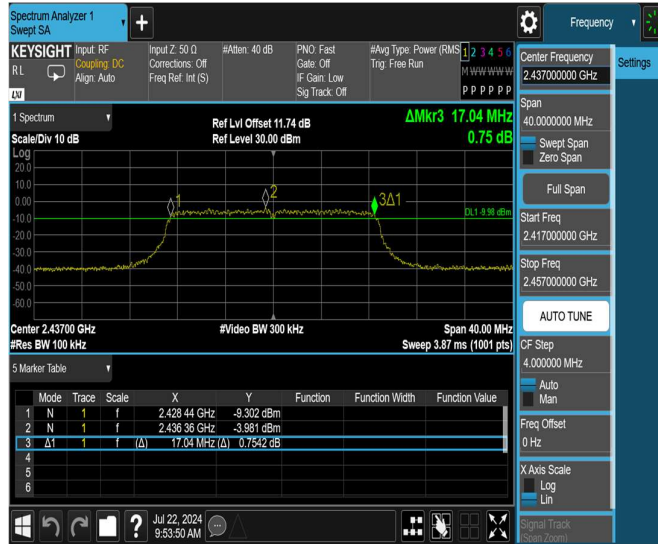
11G_Ant1_2462



11N20SISO_Ant1_2412



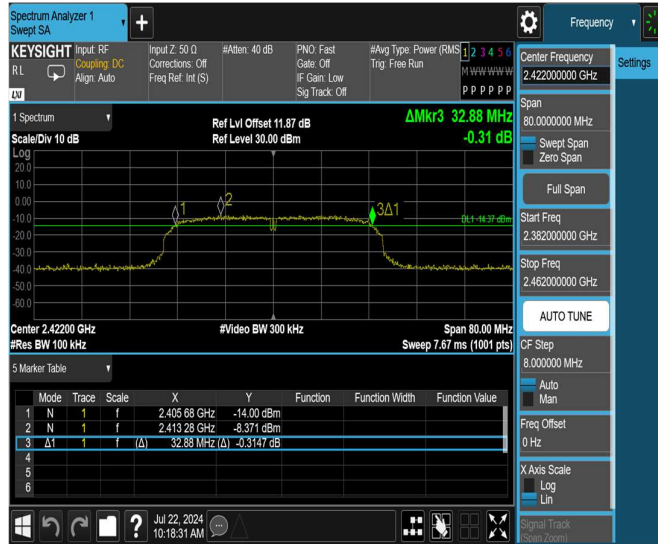
11N20SISO_Ant1_2437



11N20SISO_Ant1_2462



11N40SISO_Ant1_2422



11N40SISO_Ant1_2437



11N40SISO_Ant1_2452



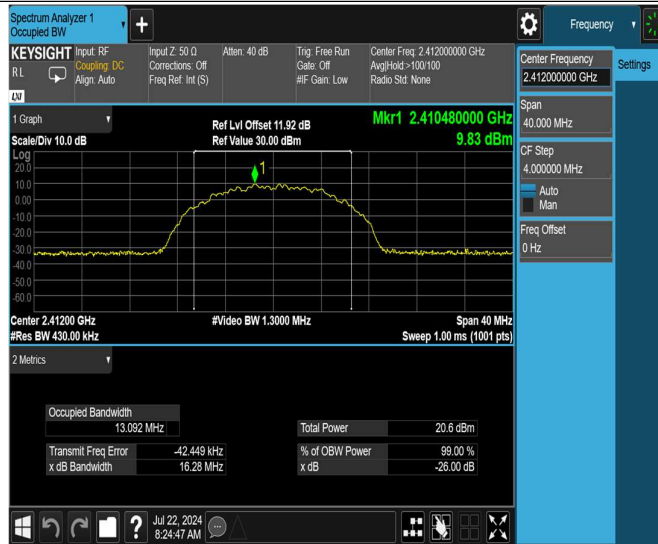
Appendix B: Occupied Channel Bandwidth

Test Result

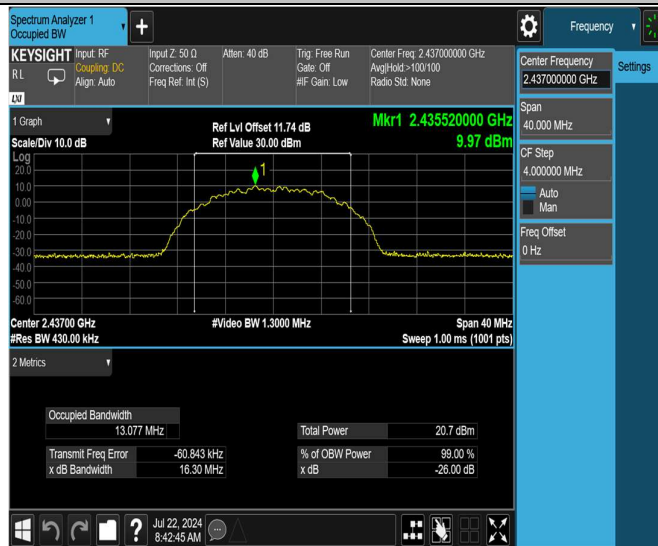
TestMode	Antenna	Channel Frequency[MHz]	OCB [MHz]	FL[MHz]	FH[MHz]	Limit[MHz]	Verdict
11B	Ant1	2412	13.085	2405.4179	2418.5029	---	---
		2437	13.071	2430.4025	2443.4735	---	---
		2462	13.077	2455.3937	2468.4707	---	---
11G	Ant1	2412	16.683	2403.6955	2420.3785	---	---
		2437	16.662	2428.6992	2445.3612	---	---
		2462	16.673	2453.6902	2470.3632	---	---
11N20SI SO	Ant1	2412	17.422	2403.2791	2420.7011	---	---
		2437	17.419	2428.2719	2445.6909	---	---
		2462	17.439	2453.2584	2470.6974	---	---
11N40SI SO	Ant1	2422	34.672	2404.7294	2439.4014	---	---
		2437	34.655	2419.6985	2454.3535	---	---
		2452	34.691	2434.6515	2469.3425	---	---

Test Graphs

11B_Ant1_2412



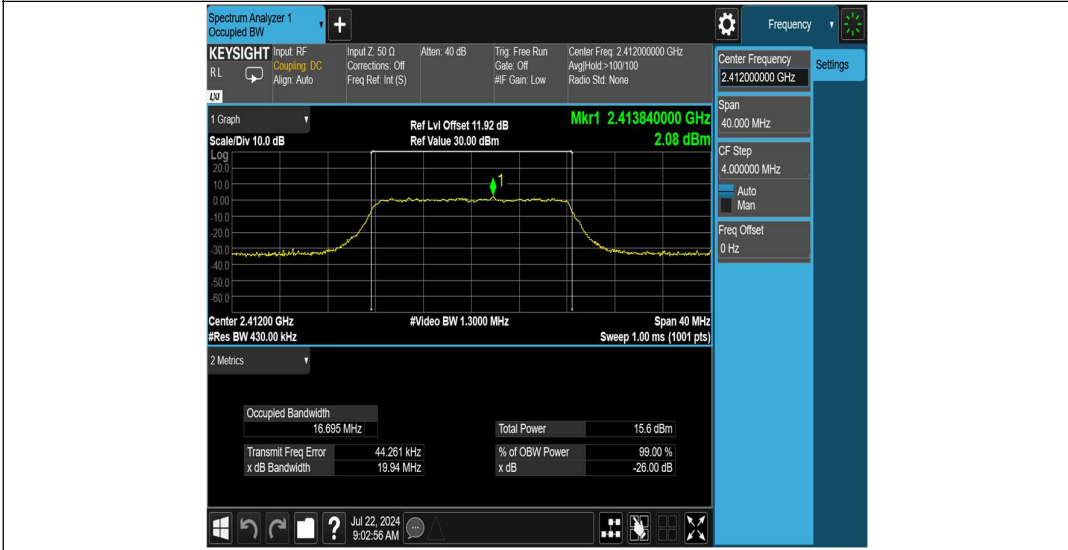
11B_Ant1_2437



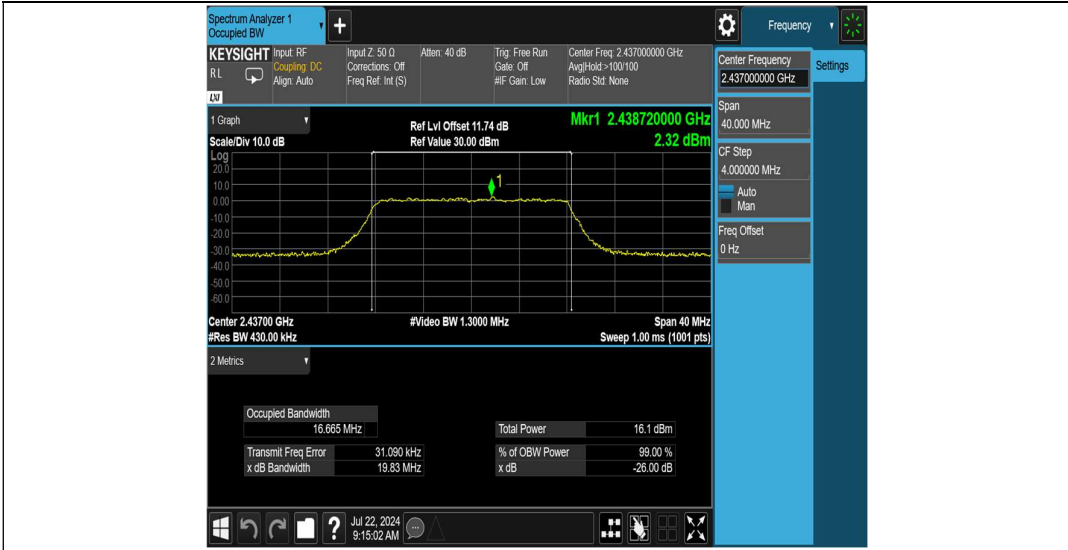
11B_Ant1_2462



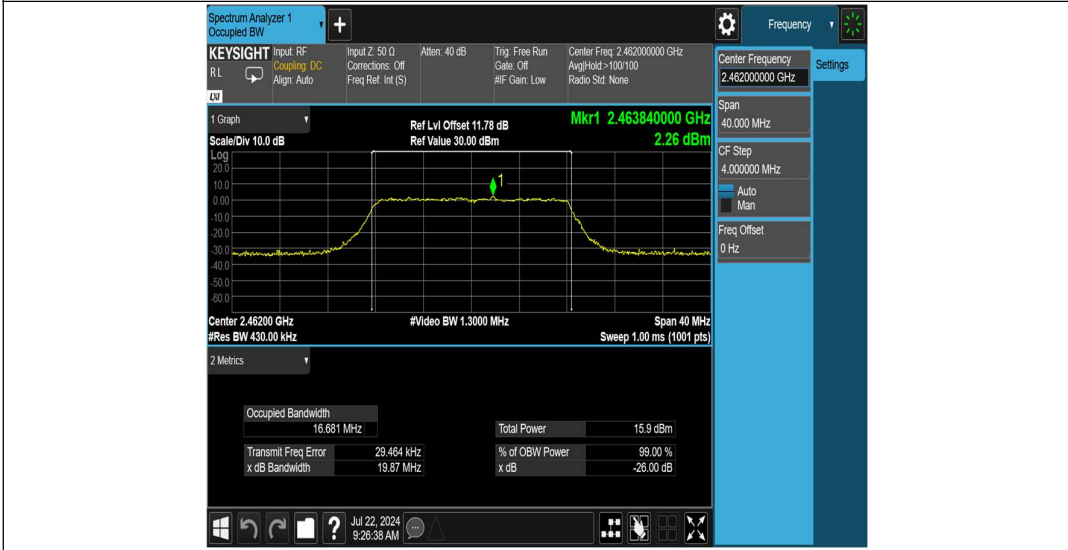
11G_Ant1_2412



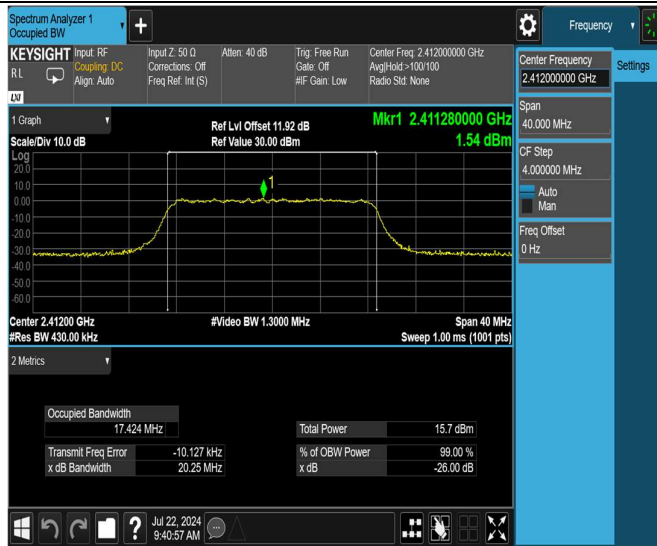
11G_Ant1_2437



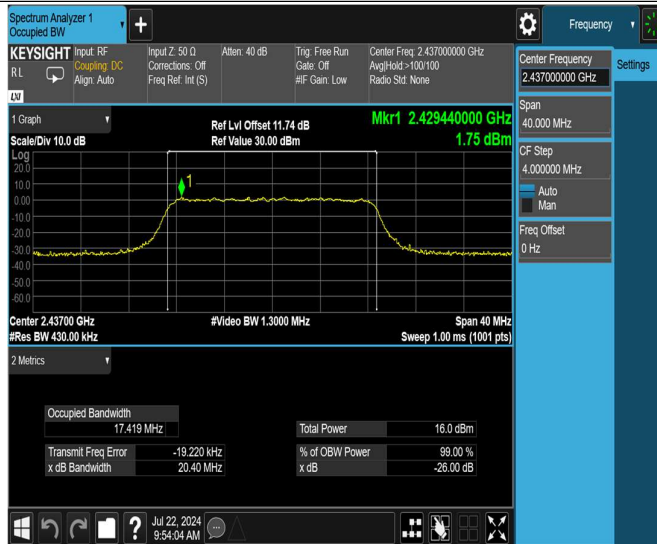
11G_Ant1_2462



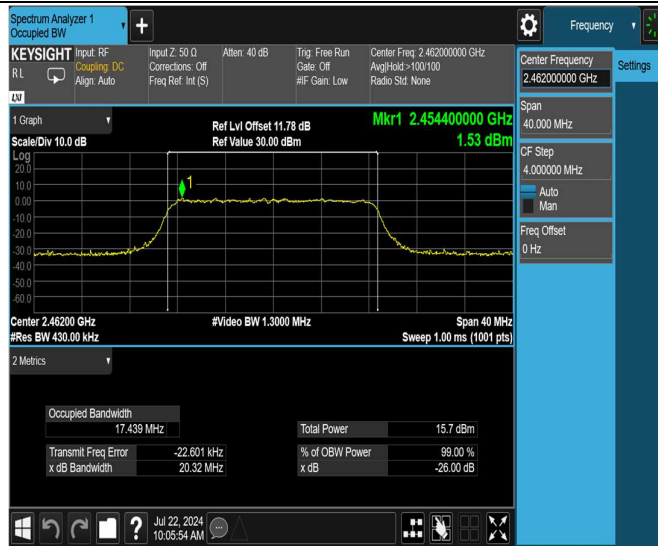
11N20SISO_Ant1_2412



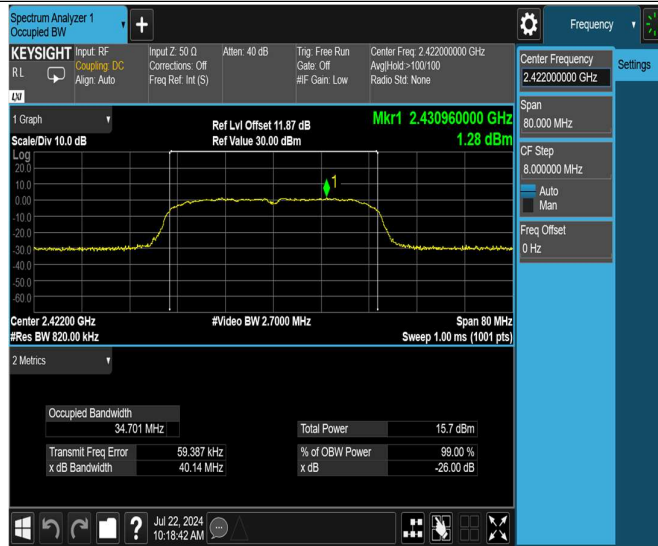
11N20SISO_Ant1_2437



11N20SISO_Ant1_2462



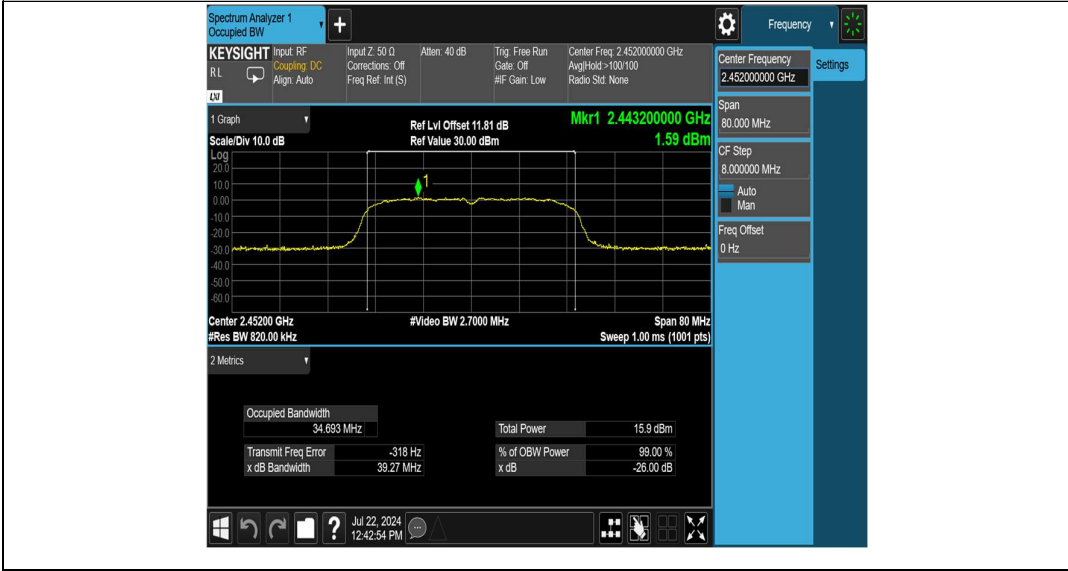
11N40SISO_Ant1_2422



11N40SISO_Ant1_2437



11N40SISO_Ant1_2452



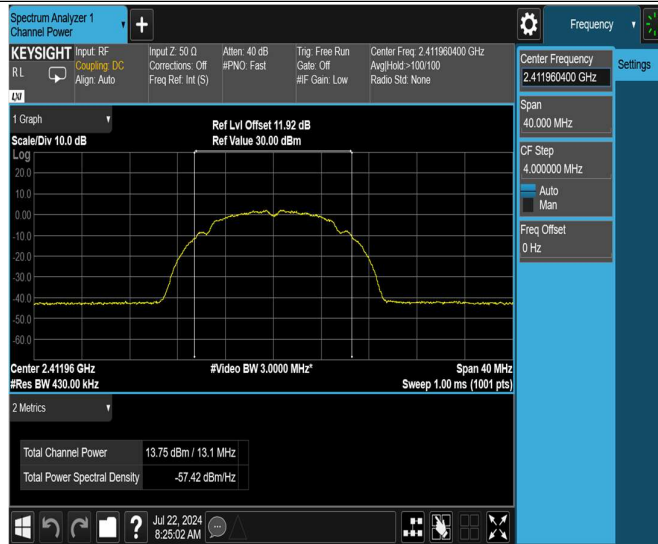
Appendix C: Maximum conducted output power

Test Result Average

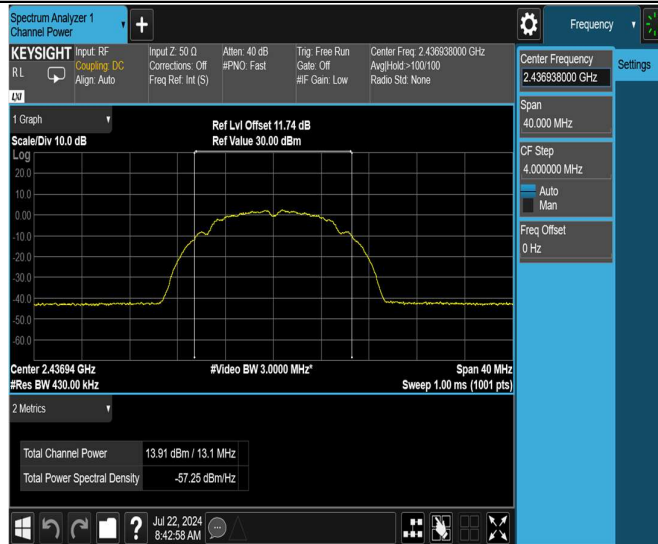
Test Mode	Antenna	Frequency[MHz]	Duty Cycle [%]	DC Factor [dBm]	Result [dBm]	Limit [dBm]	Verdict
11B	Ant1	2412	100.00	0.00	13.76	≤30.00	PASS
		2437	100.00	0.00	13.93	≤30.00	PASS
		2462	100.00	0.00	13.86	≤30.00	PASS
11G	Ant1	2412	100.00	0.00	8.53	≤30.00	PASS
		2437	100.00	0.00	8.98	≤30.00	PASS
		2462	100.00	0.00	8.74	≤30.00	PASS
11N20SIS O	Ant1	2412	100.00	0.00	8.33	≤30.00	PASS
		2437	100.00	0.00	8.59	≤30.00	PASS
		2462	100.00	0.00	8.31	≤30.00	PASS
11N40SIS O	Ant1	2422	100.00	0.00	7.68	≤30.00	PASS
		2437	100.00	0.00	8.04	≤30.00	PASS
		2452	100.00	0.00	7.85	≤30.00	PASS

Test Graphs Average

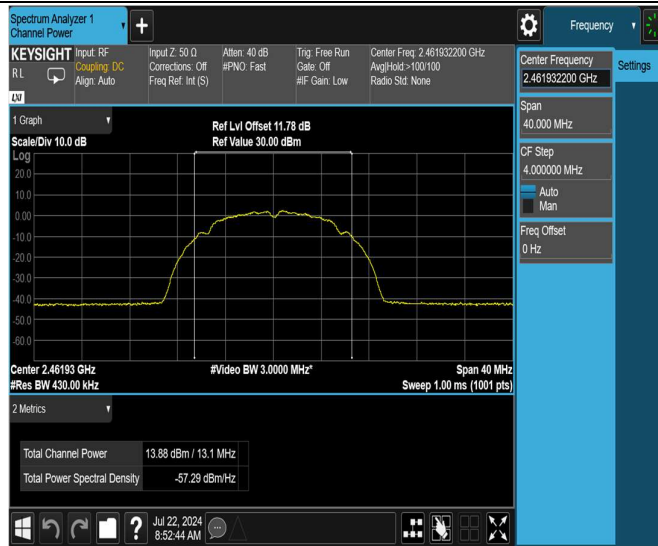
11B_Ant1_2412



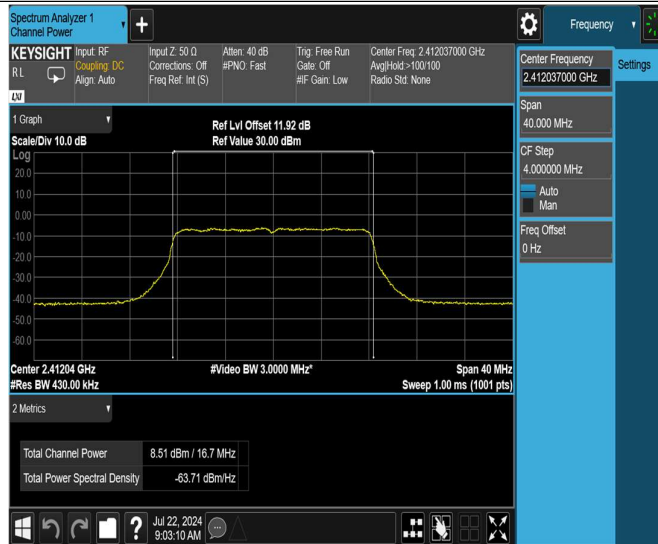
11B_Ant1_2437



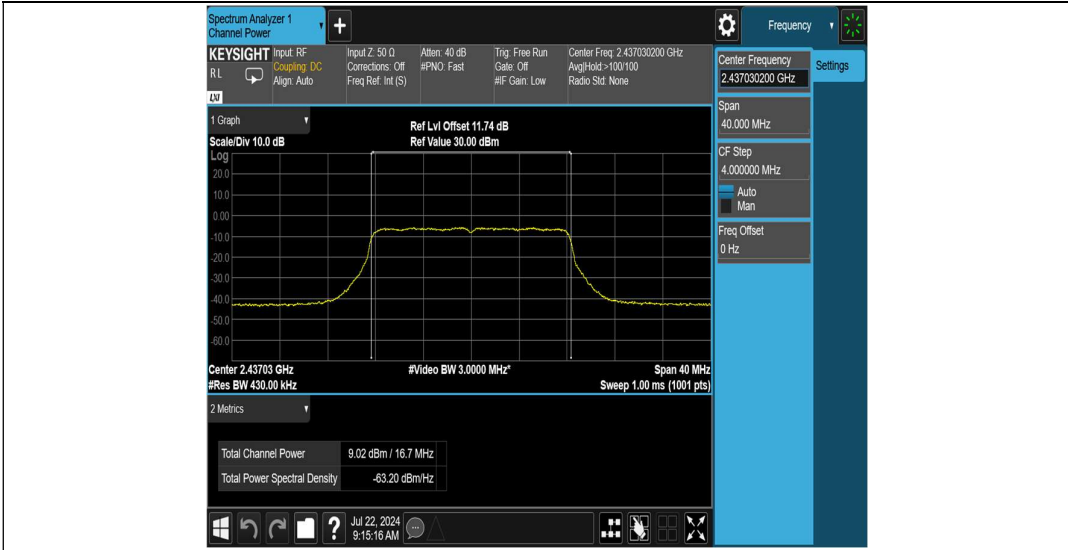
11B_Ant1_2462



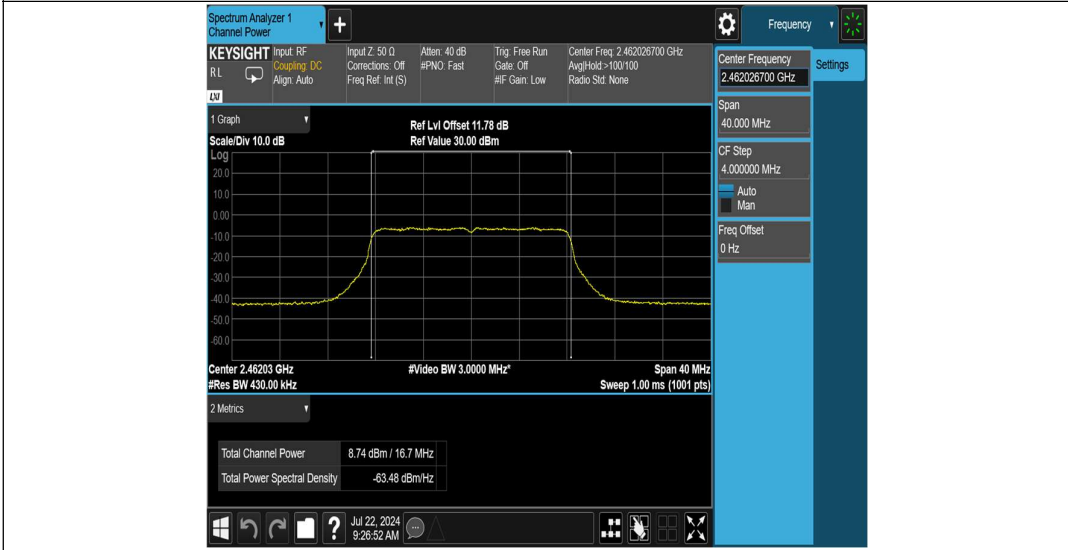
11G_Ant1_2412



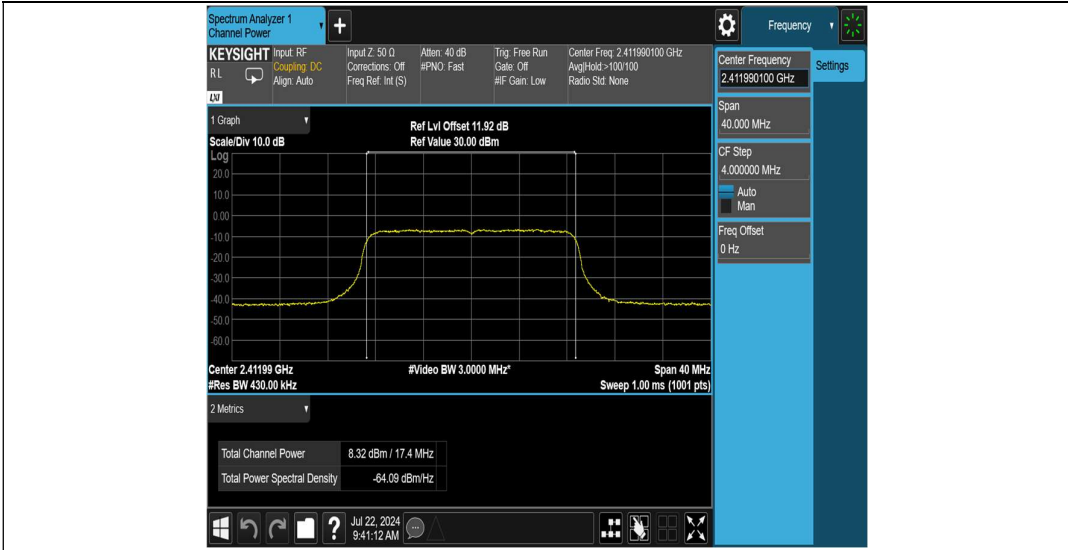
11G_Ant1_2437



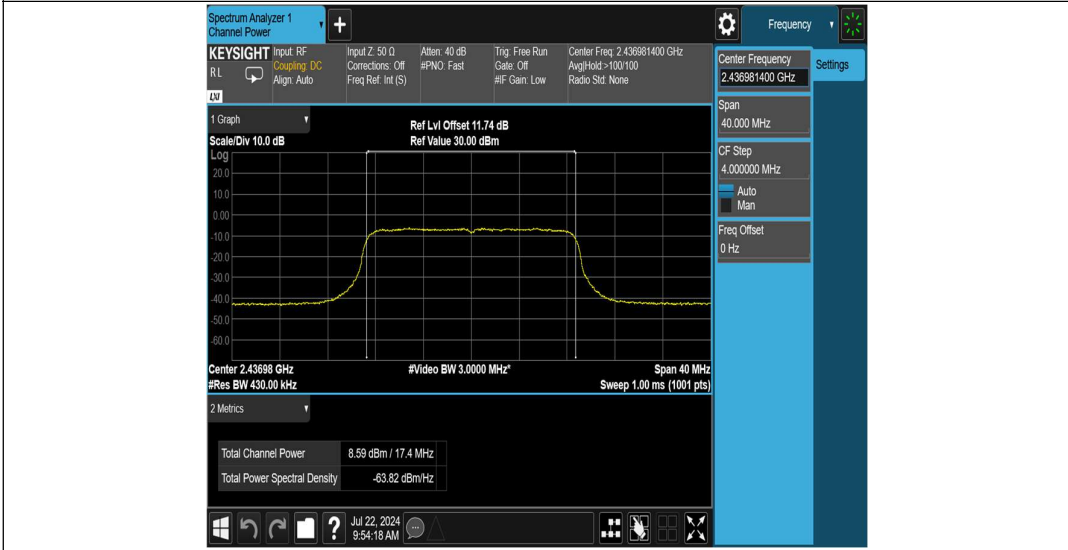
11G_Ant1_2462



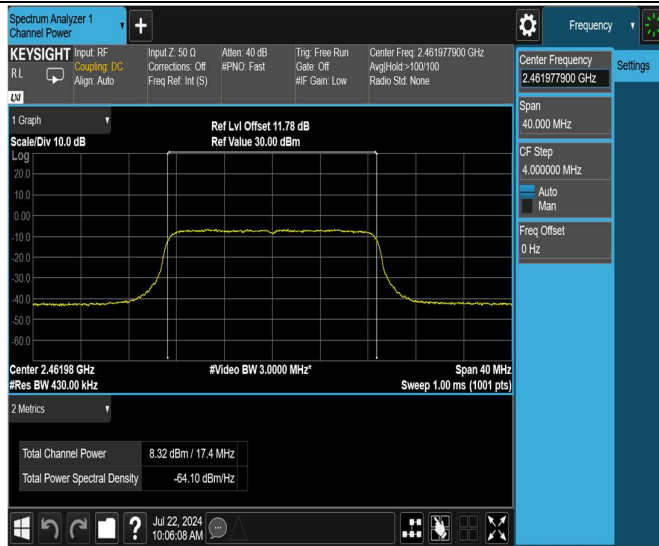
11N20SISO_Ant1_2412



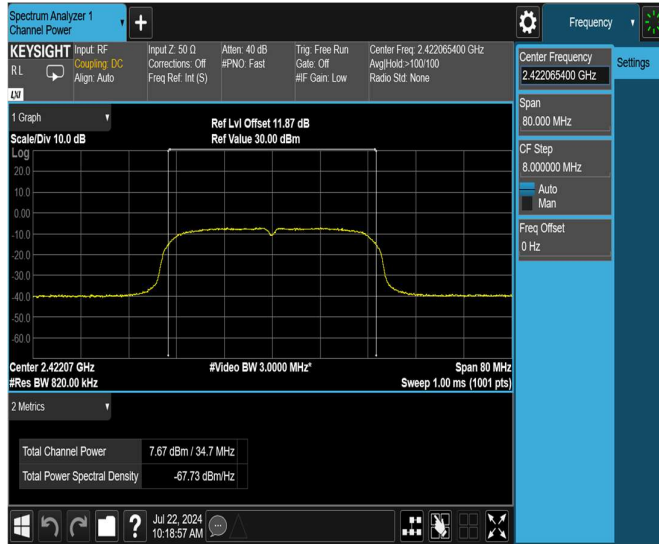
11N20SISO_Ant1_2437



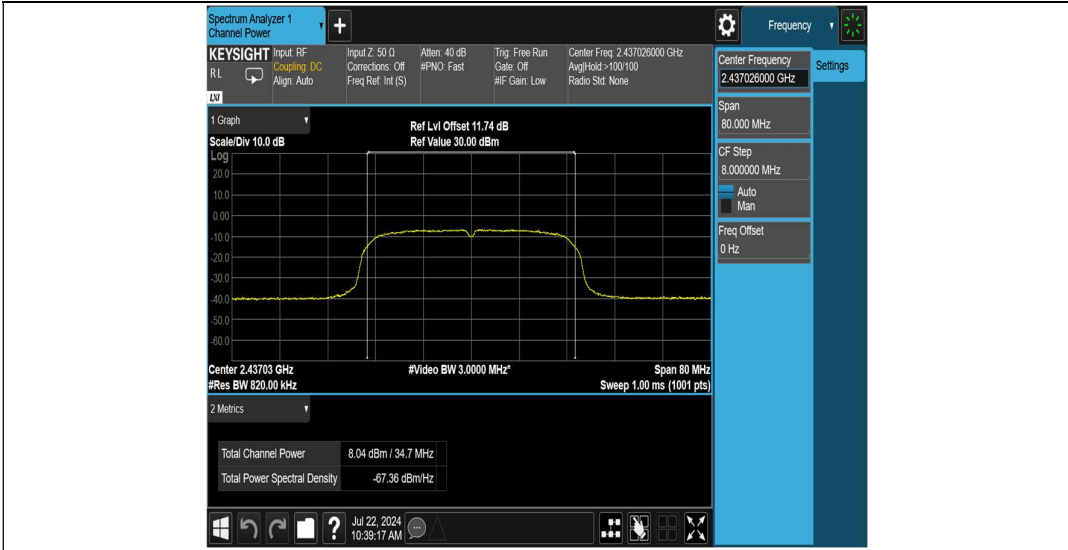
11N20SISO_Ant1_2462



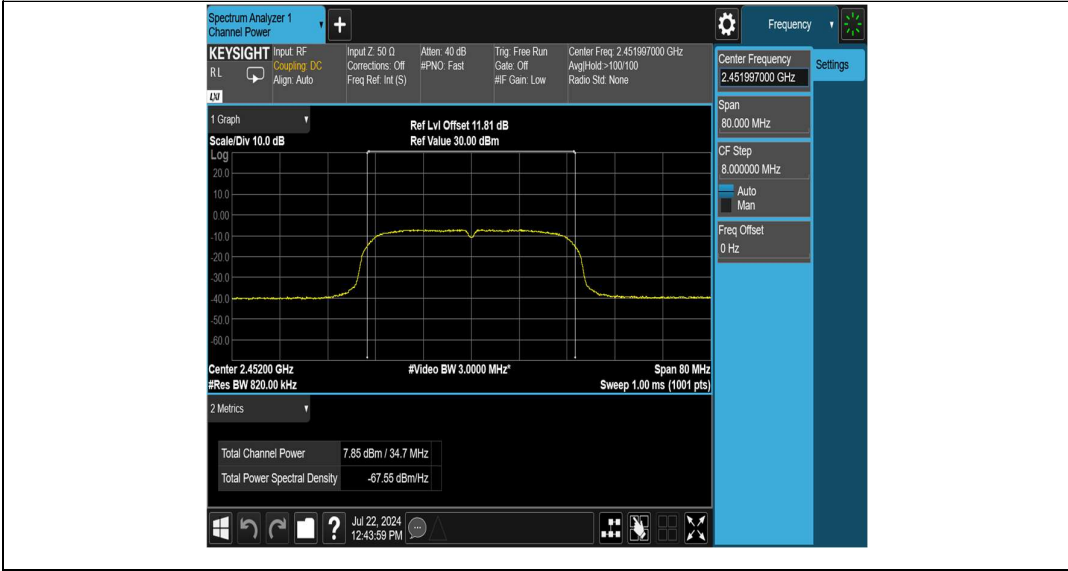
11N40SISO_Ant1_2422



11N40SISO_Ant1_2437



11N40SISO_Ant1_2452



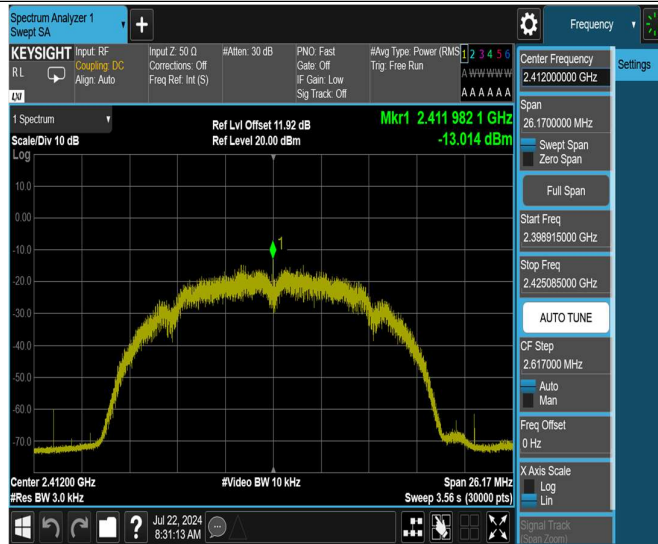
Appendix D: Maximum power spectral density

Test Result

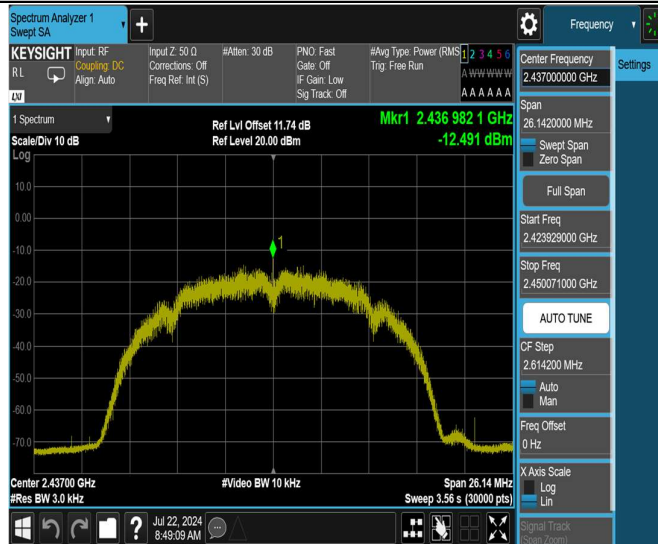
TestMode	Antenna	Frequency[MHz]	Result[dBm/3-100kHz]	Limit[dBm/3kHz]	Verdict
11B	Ant1	2412	-13.01	≤8.00	PASS
		2437	-12.49	≤8.00	PASS
		2462	-13.04	≤8.00	PASS
11G	Ant1	2412	-13.92	≤8.00	PASS
		2437	-13.42	≤8.00	PASS
		2462	-13.43	≤8.00	PASS
11N20SISO	Ant1	2412	-14.07	≤8.00	PASS
		2437	-14.00	≤8.00	PASS
		2462	-14.01	≤8.00	PASS
11N40SISO	Ant1	2422	-15.25	≤8.00	PASS
		2437	-16.51	≤8.00	PASS
		2452	-16.68	≤8.00	PASS

Test Graphs

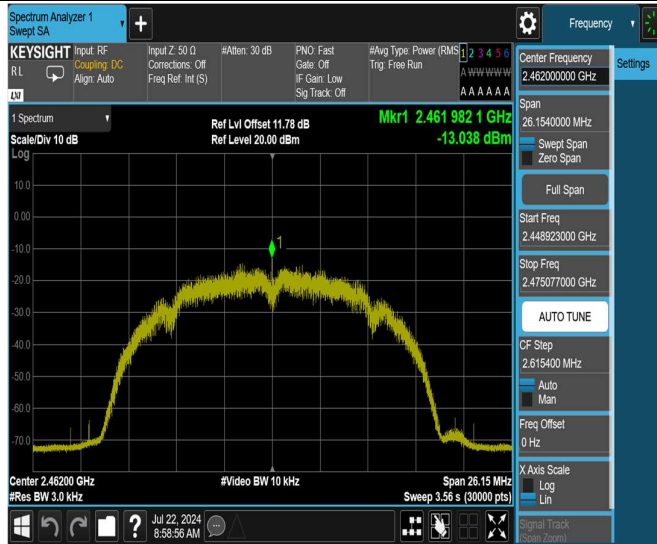
11B_Ant1_2412



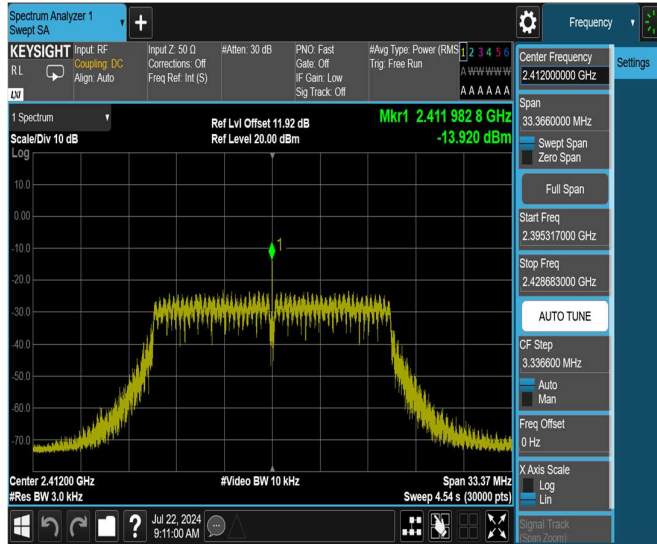
11B_Ant1_2437



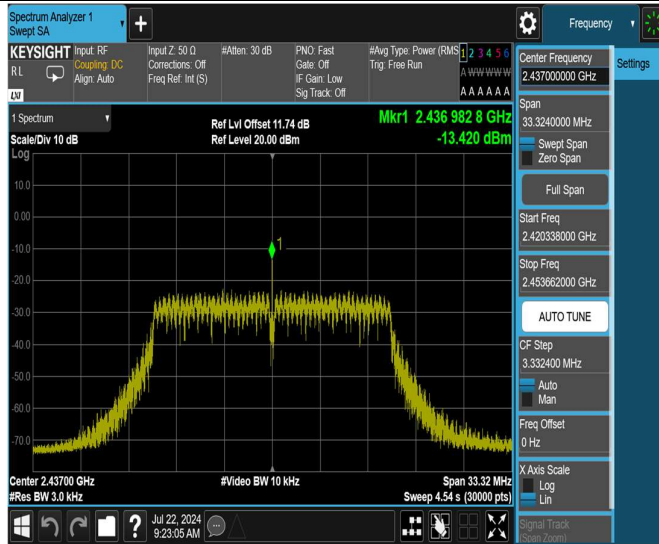
11B_Ant1_2462



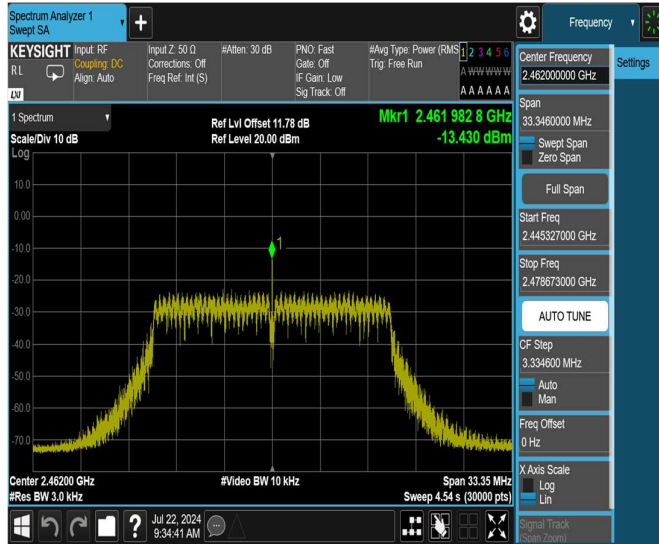
11G_Ant1_2412



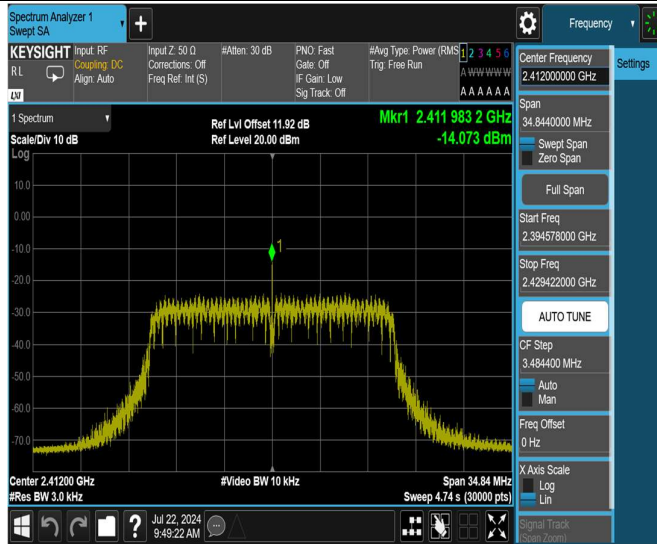
11G_Ant1_2437



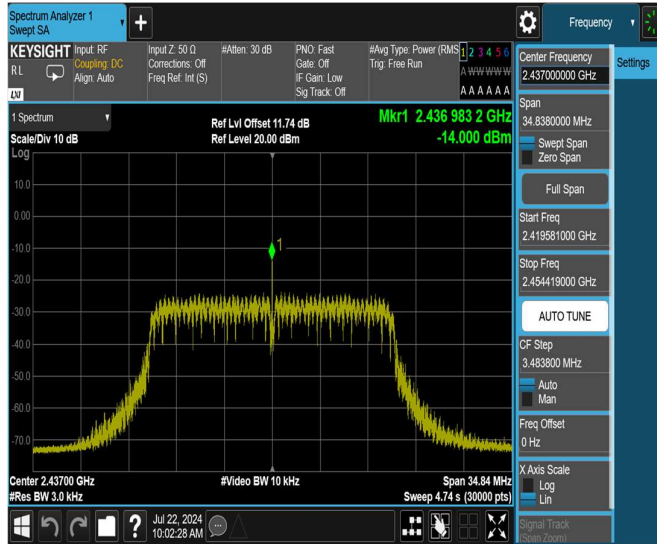
11G_Ant1_2462



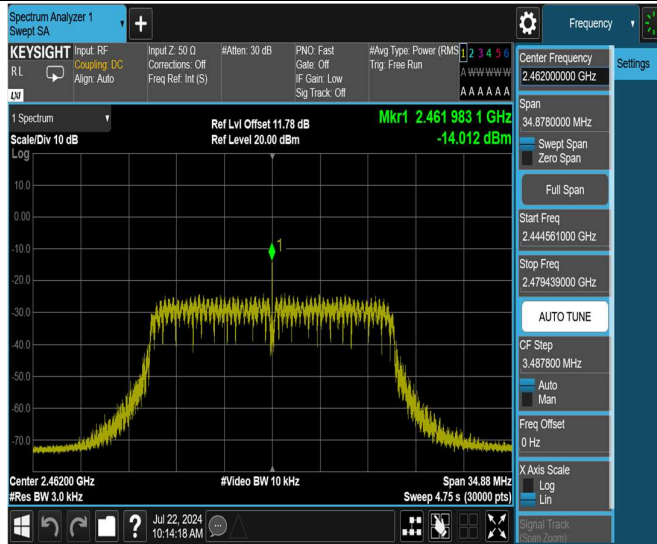
11N20SISO_Ant1_2412



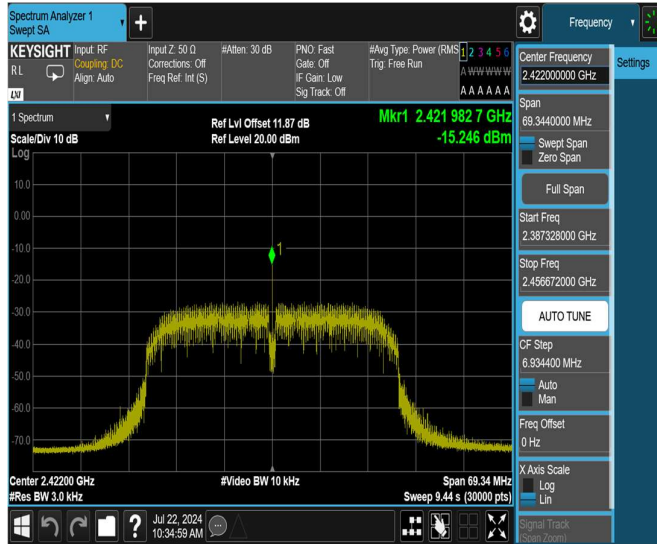
11N20SISO_Ant1_2437



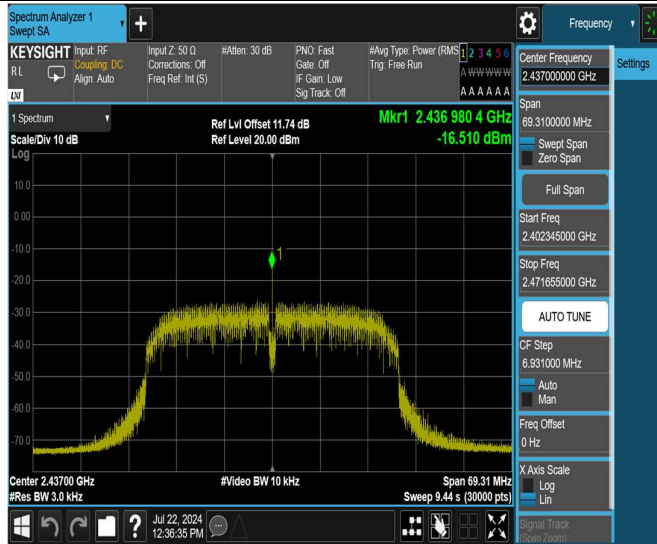
11N20SISO_Ant1_2462



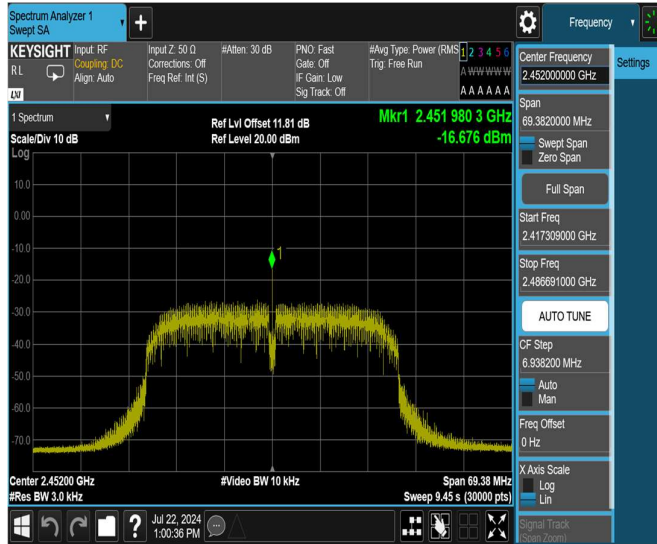
11N40SISO_Ant1_2422



11N40SISO_Ant1_2437



11N40SISO_Ant1_2452



Appendix E: Band edge measurements

Test Result

TestMode	Antenna	ChName	Frequency[MHz]	RefLevel[dBm]	Result[dBm]	Limit[dBm]	Verdict
11B	Ant1	Low	2412	5.27	-45.17	≤-24.73	PASS
		High	2462	5.23	-45.97	≤-24.77	PASS
11G	Ant1	Low	2412	-4.18	-41.89	≤-34.18	PASS
		High	2462	-4.33	-45.63	≤-34.33	PASS
11N20SI SO	Ant1	Low	2412	-4.46	-42.5	≤-34.46	PASS
		High	2462	-4.70	-46.42	≤-34.7	PASS
11N40SI SO	Ant1	Low	2422	-8.14	-42.77	≤-38.14	PASS
		High	2452	-7.81	-46.07	≤-37.81	PASS