


7. Photographs of the Test Set-Up


Photograph 1: Set-up for Conducted Emissions




Photograph 2: Set-up for Radiated Emissions below 1GHz




Photograph 3: Set-up for Radiated Emissions above 1GHz



Photograph 4: Set-up for Spurious Emissions below 1GHz



Photograph 5: Set-up for Spurious Emissions above 1GHz



Photograph 6: Setup for Radio Spectrum testing

