Orthogonal Axis :	X
Test Mode :	UNII-2C/ TX N40 Mode 5550MHz

Vertical

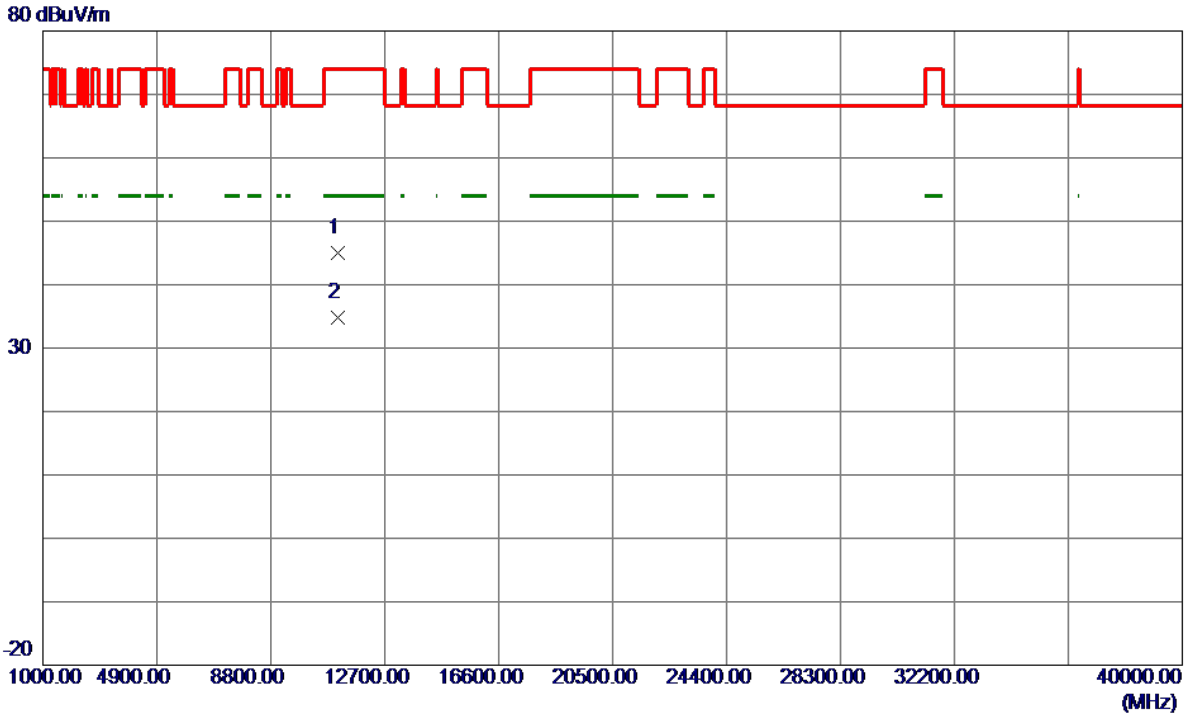

No.	Freq.	Reading Level	Correct Factor	Measure ment	Limit	Margin		
	MHz	dBuV/m	dB	dBuV/m	dBuV/m	dB	Detector	Comment
1	11097.4200	47.21	-2.30	44.91	74.00	-29.09	Peak	
2 *	11098.6200	37.04	-2.30	34.74	54.00	-19.26	AVG	

Orthogonal Axis :	X
Test Mode :	UNII-2C/ TX N40 Mode 5550MHz

Horizontal

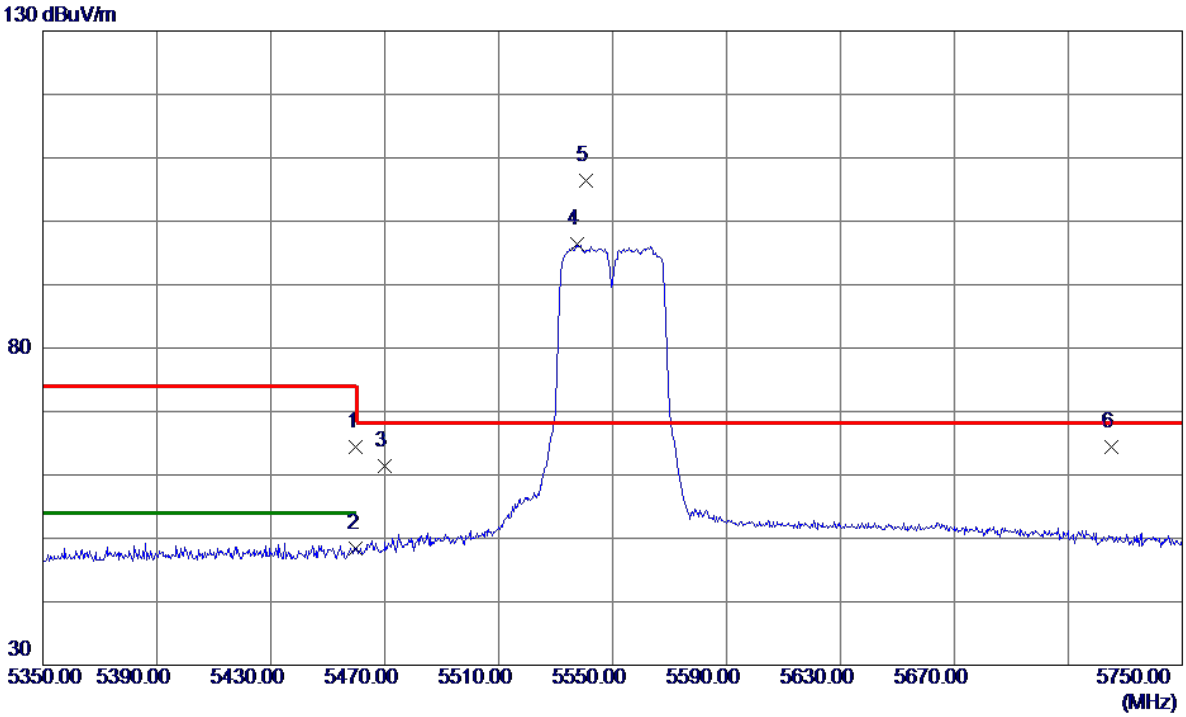

No.	Freq.	Reading Level	Correct Factor	Measure ment	Limit	Margin		
	MHz	dBuV/m	dB	dBuV/m	dBuV/m	dB	Detector	Comment
1	5460.0000	24.46	40.01	64.47	74.00	-9.53	Peak	
2	5460.0000	8.47	40.01	48.48	54.00	-5.52	AVG	
3	5470.0000	21.43	40.04	61.47	68.30	-6.83	Peak	
4	5537.6000	56.21	40.17	96.38	999.00	-902.62	AVG	No Limit
5 *	5540.6000	66.27	40.17	106.44	68.30	38.14	Peak	No Limit
6	5725.0000	24.07	40.33	64.40	68.30	-3.90	Peak	

Orthogonal Axis :	X
Test Mode :	UNII-2C/ TX N40 Mode 5550MHz

Horizontal

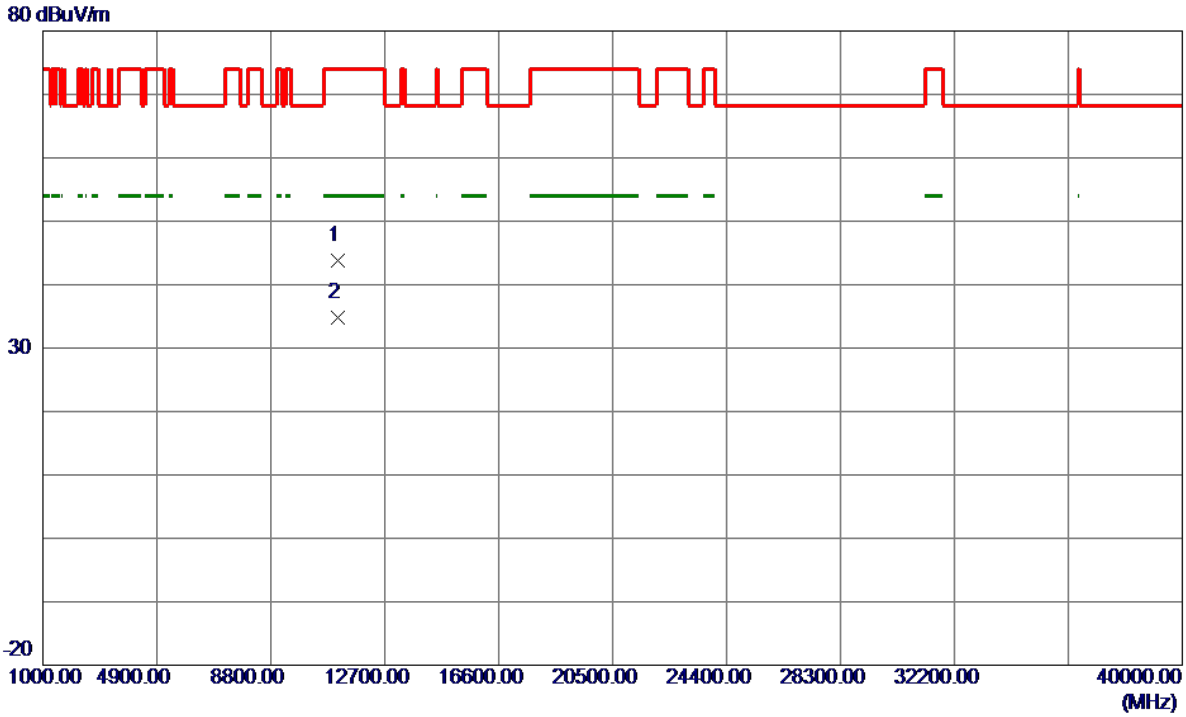

No.	Freq.	Reading Level	Correct Factor	Measure ment	Limit	Margin		
	MHz	dBuV/m	dB	dBuV/m	dBuV/m	dB	Detector	Comment
1	11097.4500	46.14	-2.30	43.84	74.00	-30.16	Peak	
2 *	11096.1800	37.10	-2.30	34.80	54.00	-19.20	AVG	

Orthogonal Axis :	X
Test Mode :	UNII-2C/ TX N40 Mode 5670MHz

Vertical

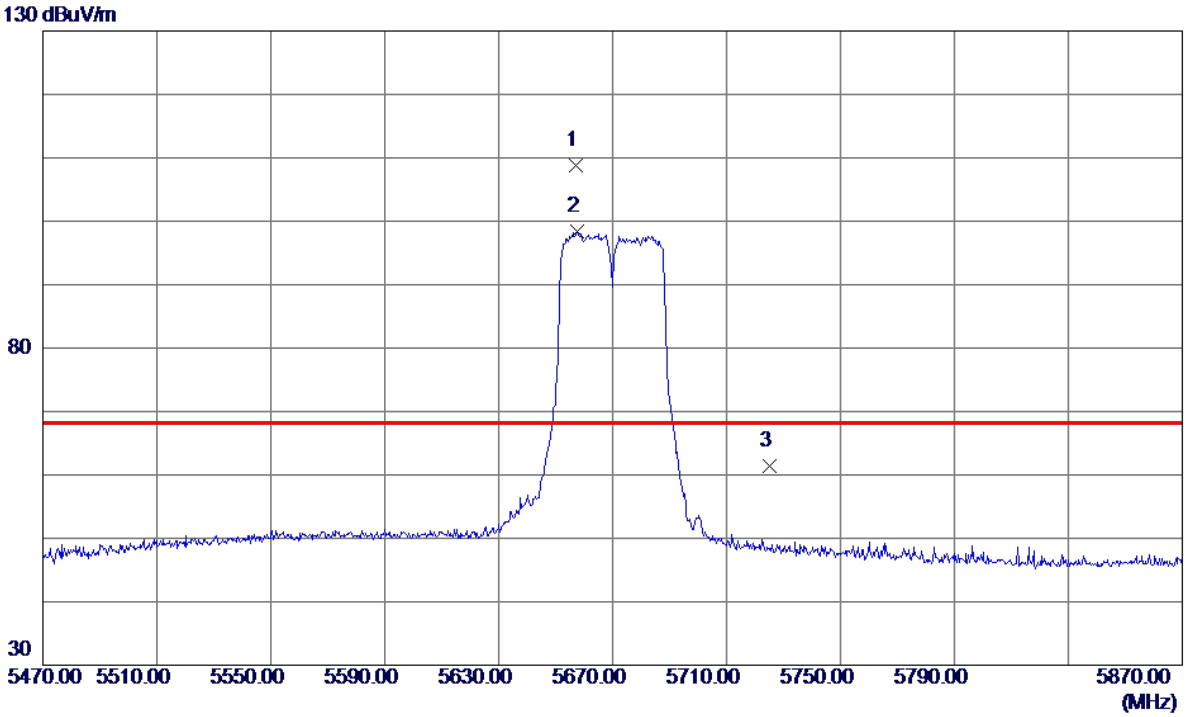

No.	Freq.	Reading Level	Correct Factor	Measure ment	Limit	Margin		
	MHz	dBuV/m	dB	dBuV/m	dBuV/m	dB	Detector	Comment
1 *	5657.2000	68.51	40.28	108.79	68.30	40.49	Peak	No Limit
2	5657.4000	58.09	40.28	98.37	999.00	-900.63	AVG	No Limit
3	5725.0000	21.02	40.33	61.35	68.30	-6.95	Peak	

Orthogonal Axis :	X
Test Mode :	UNII-2C/ TX N40 Mode 5670MHz

Vertical

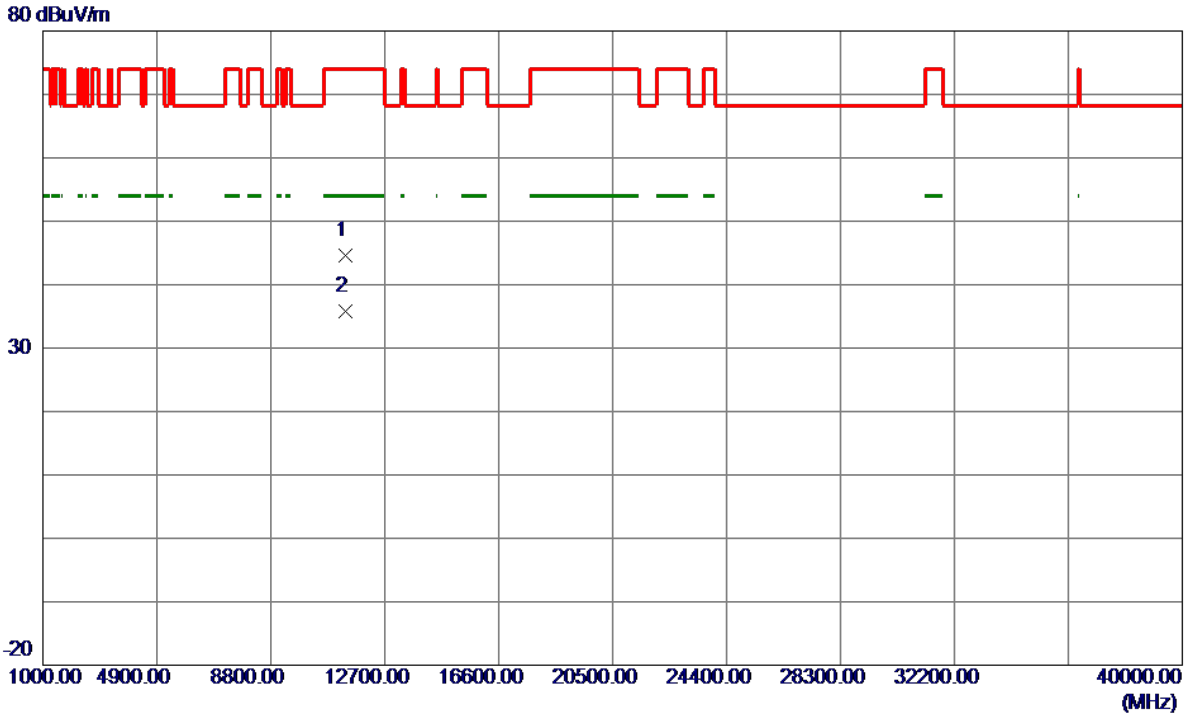

No.	Freq.	Reading Level	Correct Factor	Measure ment	Limit	Margin		
	MHz	dBuV/m	dB	dBuV/m	dBuV/m	dB	Detector	Comment
1	11338.4200	46.71	-2.07	44.64	74.00	-29.36	Peak	
2 *	11341.5800	37.82	-2.07	35.75	54.00	-18.25	AVG	

Orthogonal Axis :	X
Test Mode :	UNII-2C/ TX N40 Mode 5670MHz

Horizontal

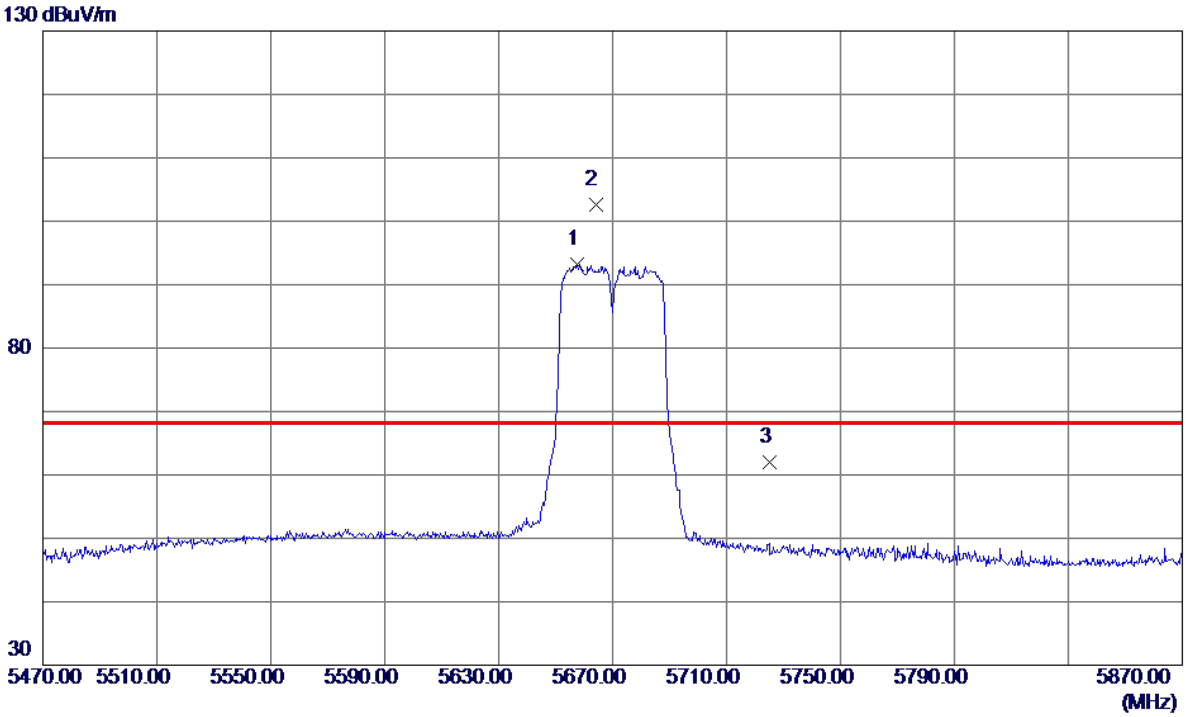

No.	Freq.	Reading Level	Correct Factor	Measure ment	Limit	Margin		
	MHz	dBuV/m	dB	dBuV/m	dBuV/m	dB	Detector	Comment
1	5657.6000	52.85	40.28	93.13	999.00	-905.87	AVG	No Limit
2 *	5664.0000	62.28	40.28	102.56	68.30	34.26	Peak	No Limit
3	5725.0000	21.75	40.33	62.08	68.30	-6.22	Peak	

Orthogonal Axis :	X
Test Mode :	UNII-2C/ TX N40 Mode 5670MHz

Horizontal

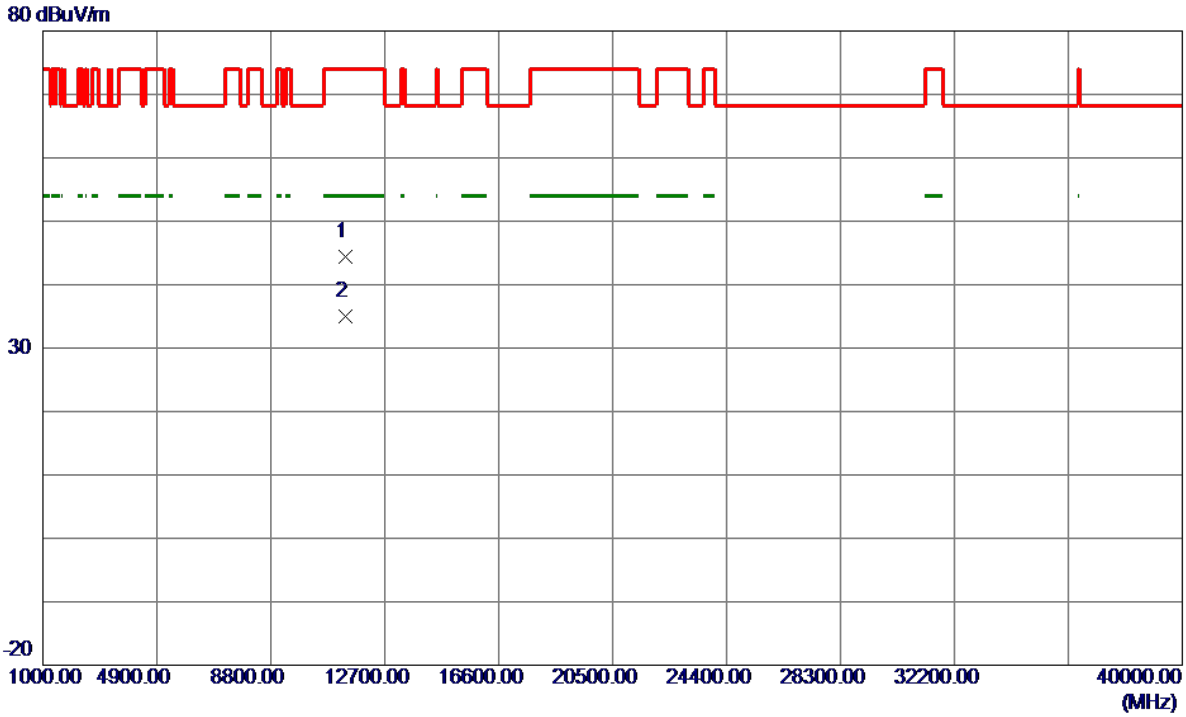

No.	Freq.	Reading Level	Correct Factor	Measure ment	Limit	Margin		
	MHz	dBuV/m	dB	dBuV/m	dBuV/m	dB	Detector	Comment
1	11338.4100	46.53	-2.07	44.46	74.00	-29.54	Peak	
2 *	11341.9400	37.01	-2.07	34.94	54.00	-19.06	AVG	

Orthogonal Axis:	X
Test Mode:	UNII-3/TX A Mode 5745 MHz

Vertical

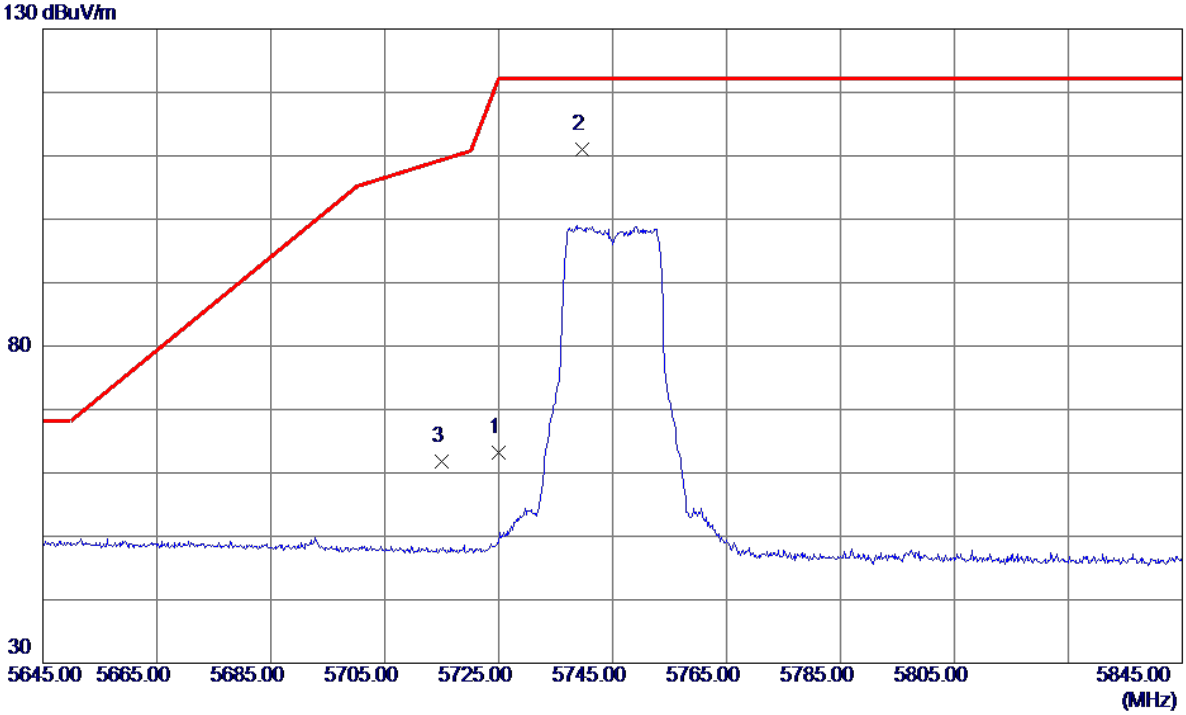

No.	Freq.	Reading Level	Correct Factor	Measure ment	Limit	Margin		
	MHz	dBuV/m	dB	dBuV/m	dBuV/m	dB	Detector	Comment
1	5725.0000	22.96	40.33	63.29	122.20	-58.91	Peak	
2 *	5739.6000	70.68	40.35	111.03	122.20	-11.17	Peak	
3	5715.0000	21.53	40.32	61.85	109.40	-47.55	Peak	

Orthogonal Axis:	X
Test Mode:	UNII-3/TX A Mode 5745 MHz

Vertical

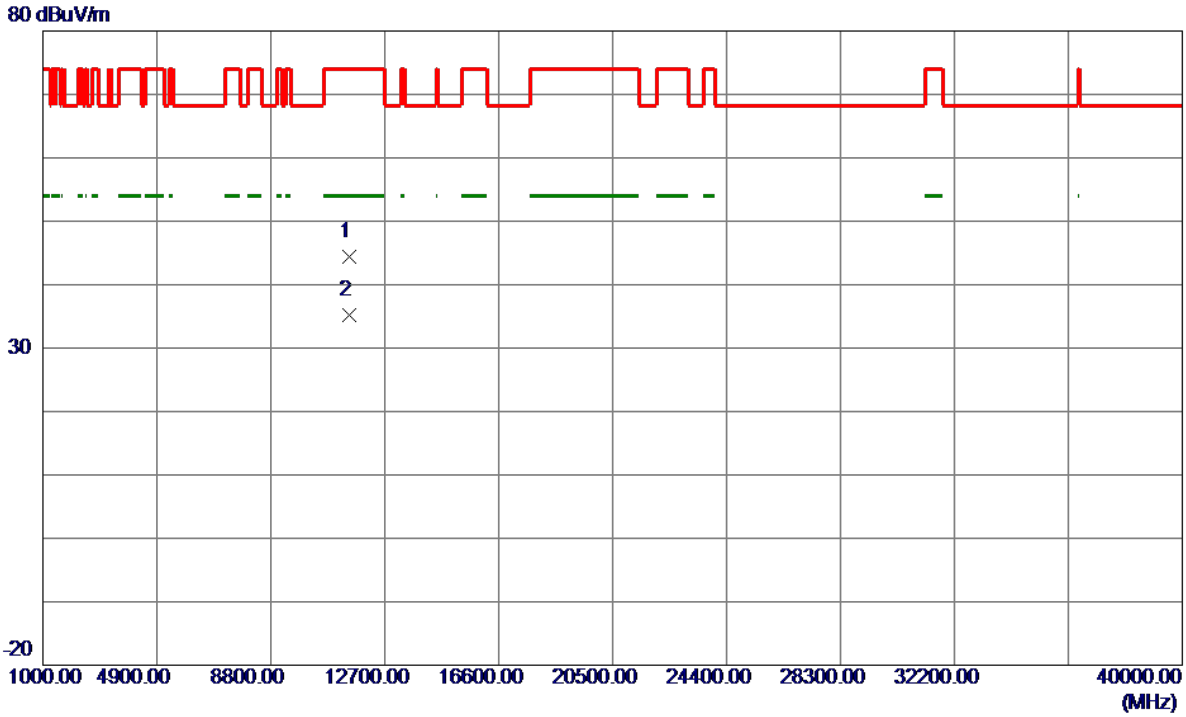

No.	Freq.	Reading Level	Correct Factor	Measure ment	Limit	Margin		
	MHz	dBuV/m	dB	dBuV/m	dBuV/m	dB	Detector	Comment
1	11492.3600	46.28	-1.93	44.35	74.00	-29.65	Peak	
2 *	11491.7400	37.10	-1.93	35.17	54.00	-18.83	AVG	

Orthogonal Axis:	X
Test Mode:	UNII-3/TX A Mode 5745 MHz

Horizontal

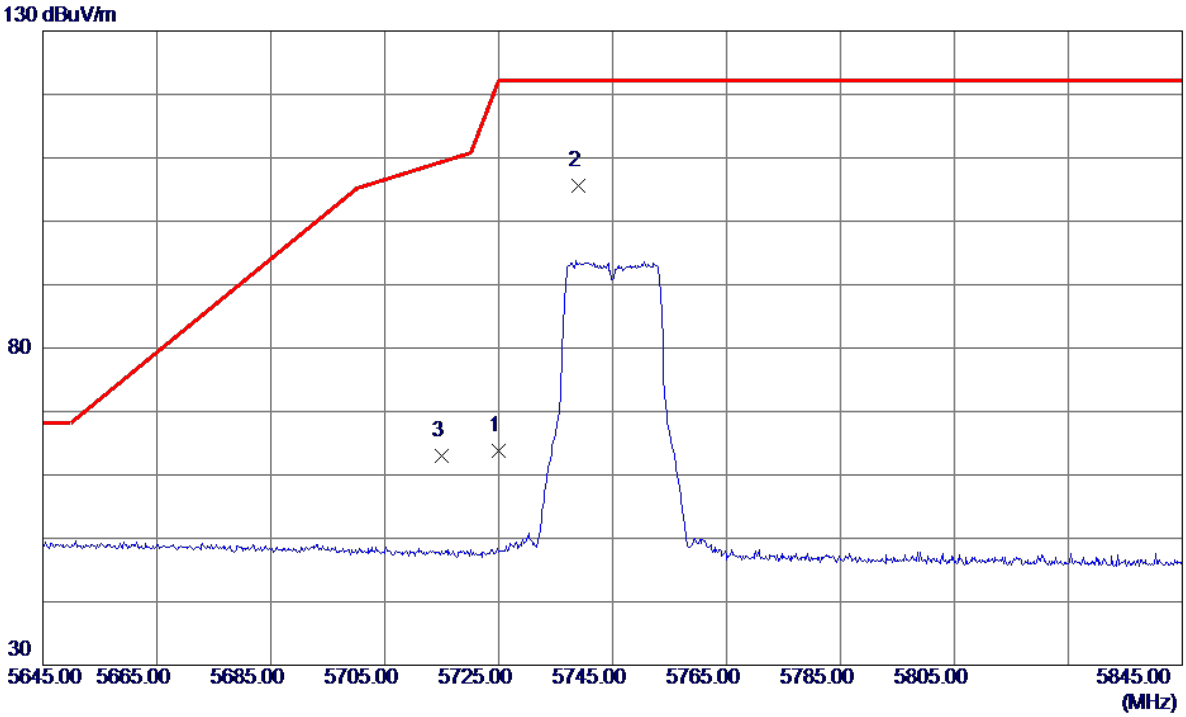

No.	Freq.	Reading Level	Correct Factor	Measure ment	Limit	Margin		
	MHz	dBuV/m	dB	dBuV/m	dBuV/m	dB	Detector	Comment
1	5725.0000	23.42	40.33	63.75	122.20	-58.45	Peak	
2 *	5739.0000	65.25	40.35	105.60	122.20	-16.60	Peak	
3	5715.0000	22.63	40.32	62.95	109.40	-46.45	Peak	

Orthogonal Axis:	X
Test Mode:	UNII-3/TX A Mode 5745 MHz

Horizontal

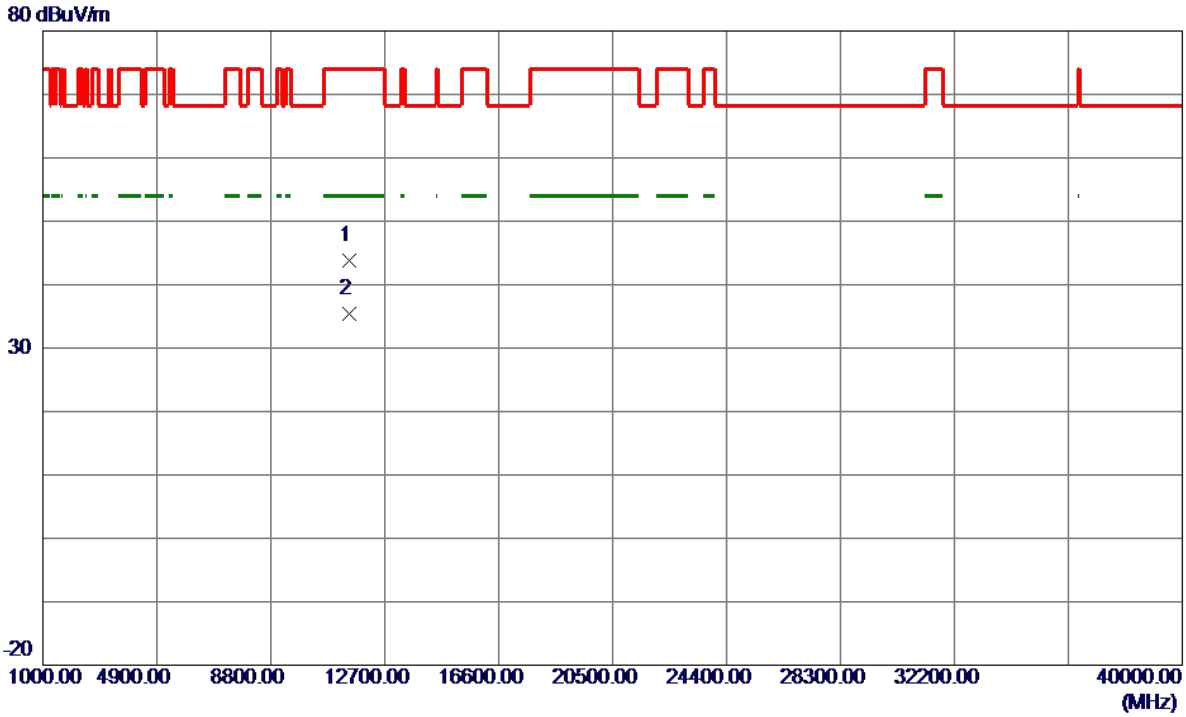

No.	Freq.	Reading Level	Correct Factor	Measure ment	Limit	Margin		
	MHz	dBuV/m	dB	dBuV/m	dBuV/m	dB	Detector	Comment
1	11492.1500	45.77	-1.93	43.84	74.00	-30.16	Peak	
2 *	11491.6700	37.26	-1.93	35.33	54.00	-18.67	AVG	

Orthogonal Axis:	X
Test Mode:	UNII-3/TX A Mode 5785 MHz

Vertical

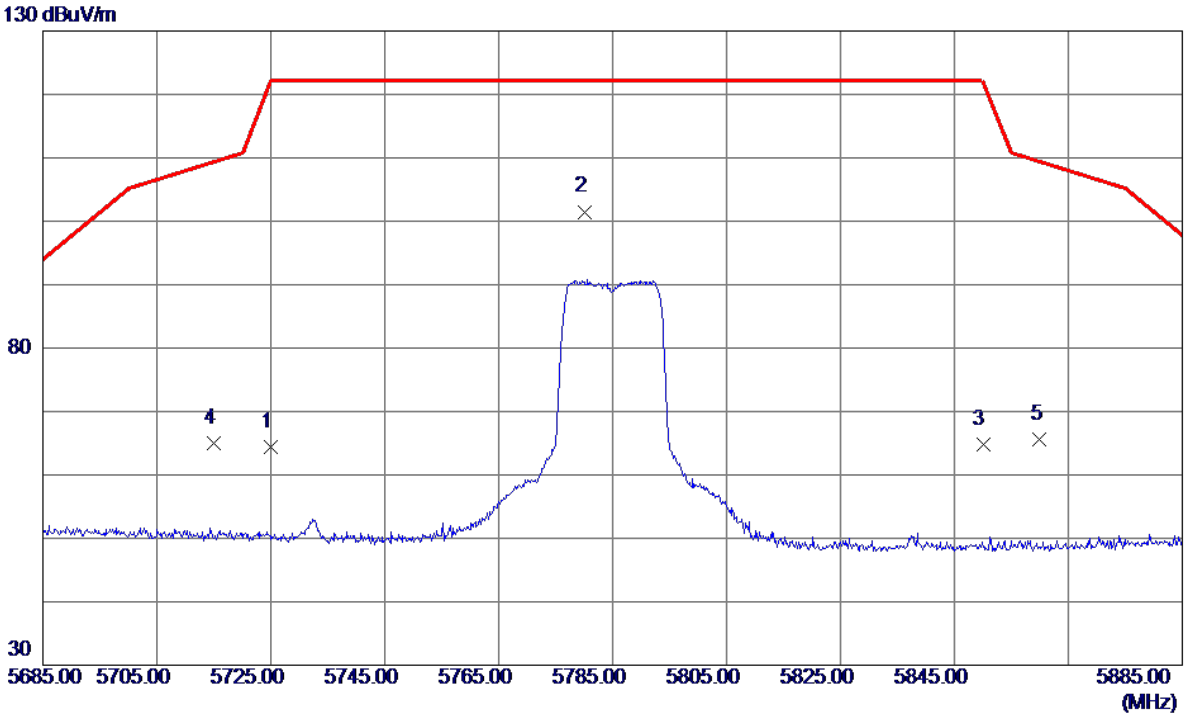

No.	Freq.	Reading Level	Correct Factor	Measure ment	Limit	Margin		
	MHz	dBuV/m	dB	dBuV/m	dBuV/m	dB	Detector	Comment
1	5725.0000	24.14	40.33	64.47	122.20	-57.73	Peak	
2 *	5780.1000	61.12	40.38	101.50	122.20	-20.70	Peak	
3	5850.0000	24.42	40.44	64.86	122.20	-57.34	Peak	
4	5715.0000	24.63	40.32	64.95	109.40	-44.45	Peak	
5	5860.0000	25.09	40.45	65.54	109.40	-43.86	Peak	

Orthogonal Axis:	X
Test Mode:	UNII-3/TX A Mode 5785 MHz

Vertical

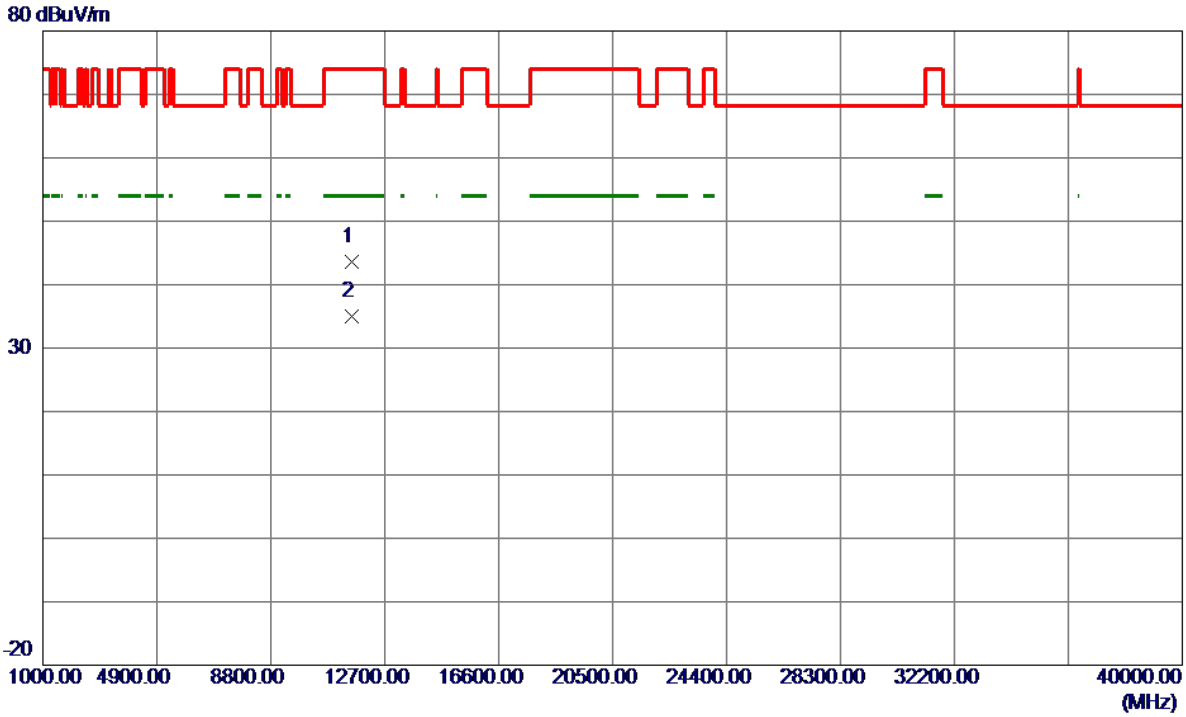

No.	Freq.	Reading Level	Correct Factor	Measure ment	Limit	Margin		
	MHz	dBuV/m	dB	dBuV/m	dBuV/m	dB	Detector	Comment
1	11571.9400	45.59	-2.05	43.54	74.00	-30.46	Peak	
2 *	11570.9400	37.10	-2.05	35.05	54.00	-18.95	AVG	

Orthogonal Axis:	X
Test Mode:	UNII-3/TX A Mode 5785 MHz

Horizontal

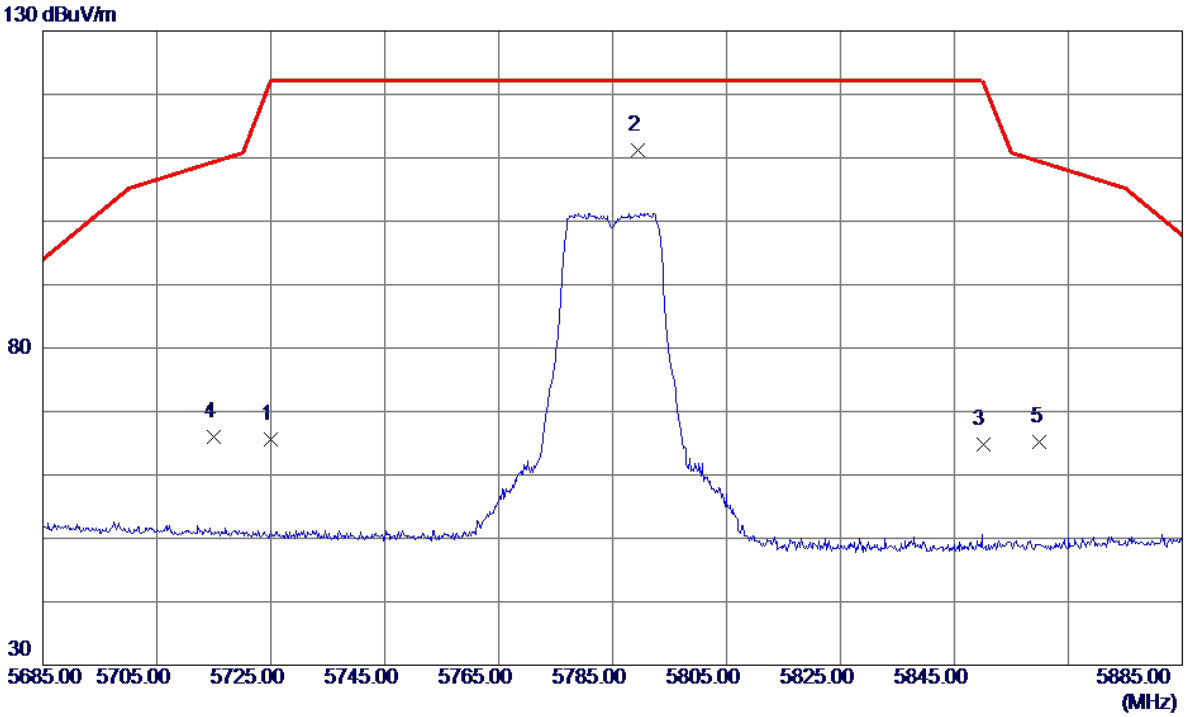

No.	Freq.	Reading Level	Correct Factor	Measure ment	Limit	Margin		
	MHz	dBuV/m	dB	dBuV/m	dBuV/m	dB	Detector	Comment
1	5725.0000	25.23	40.33	65.56	122.20	-56.64	Peak	
2 *	5789.5000	70.76	40.39	111.15	122.20	-11.05	Peak	
3	5850.0000	24.38	40.44	64.82	122.20	-57.38	Peak	
4	5715.0000	25.72	40.32	66.04	109.40	-43.36	Peak	
5	5860.0000	24.70	40.45	65.15	109.40	-44.25	Peak	

Orthogonal Axis:	X
Test Mode:	UNII-3/TX A Mode 5785 MHz

Horizontal

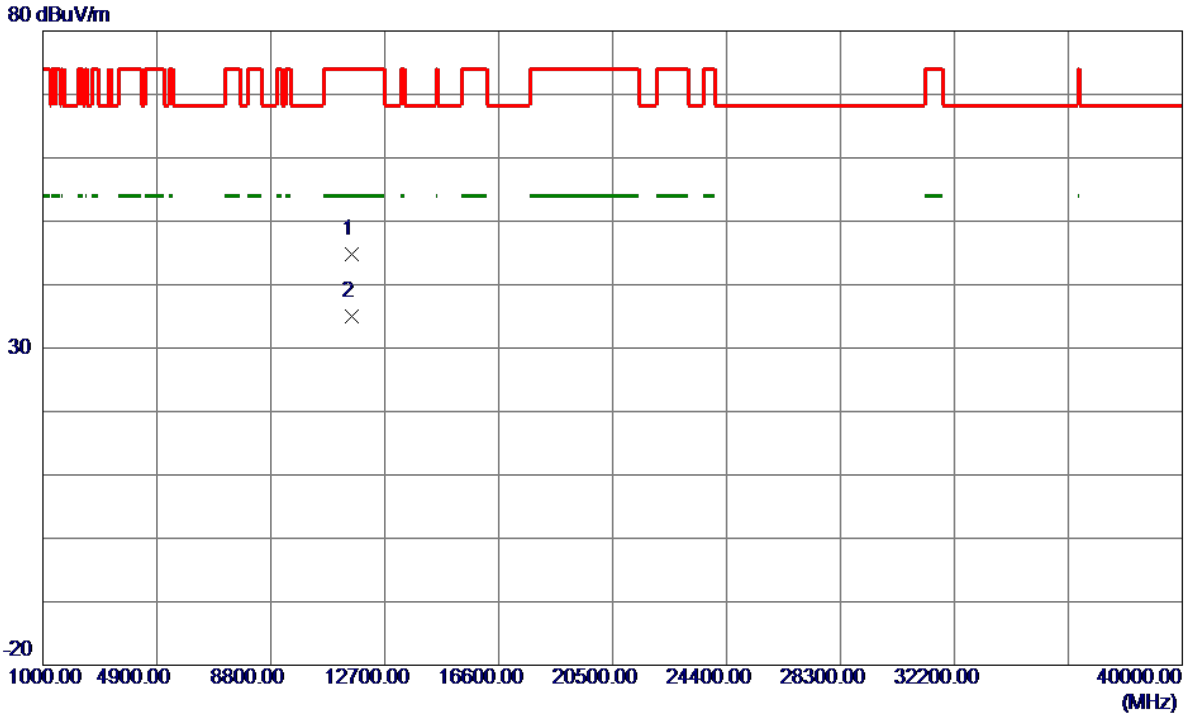

No.	Freq.	Reading Level	Correct Factor	Measure ment	Limit	Margin		
	MHz	dBuV/m	dB	dBuV/m	dBuV/m	dB	Detector	Comment
1	11573.1400	46.85	-2.05	44.80	74.00	-29.20	Peak	
2 *	11572.9800	37.13	-2.05	35.08	54.00	-18.92	AVG	

Orthogonal Axis:	X
Test Mode:	UNII-3/TX A Mode 5825 MHz

Vertical

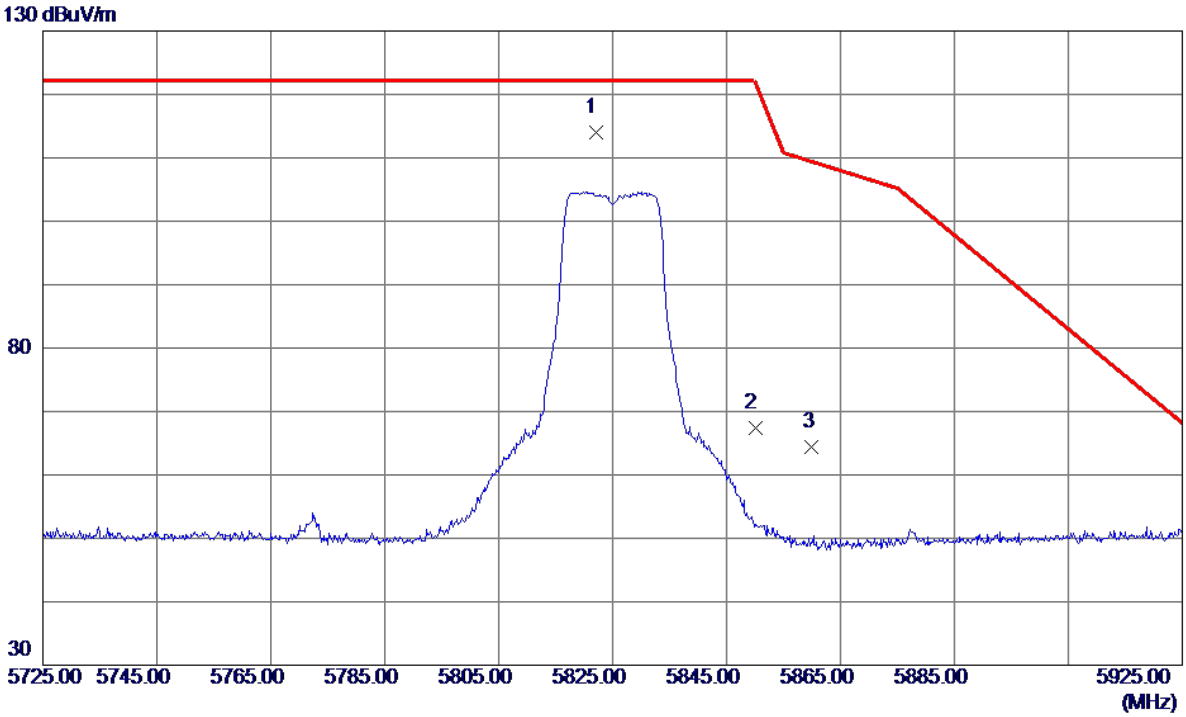

No.	Freq.	Reading Level	Correct Factor	Measure ment	Limit	Margin		
	MHz	dBuV/m	dB	dBuV/m	dBuV/m	dB	Detector	Comment
1 *	5822.0000	73.66	40.42	114.08	122.20	-8.12	Peak	
2	5850.0000	26.96	40.44	67.40	122.20	-54.80	Peak	
3	5860.0000	23.94	40.45	64.39	109.40	-45.01	Peak	

Orthogonal Axis:	X
Test Mode:	UNII-3/TX A Mode 5825 MHz

Vertical

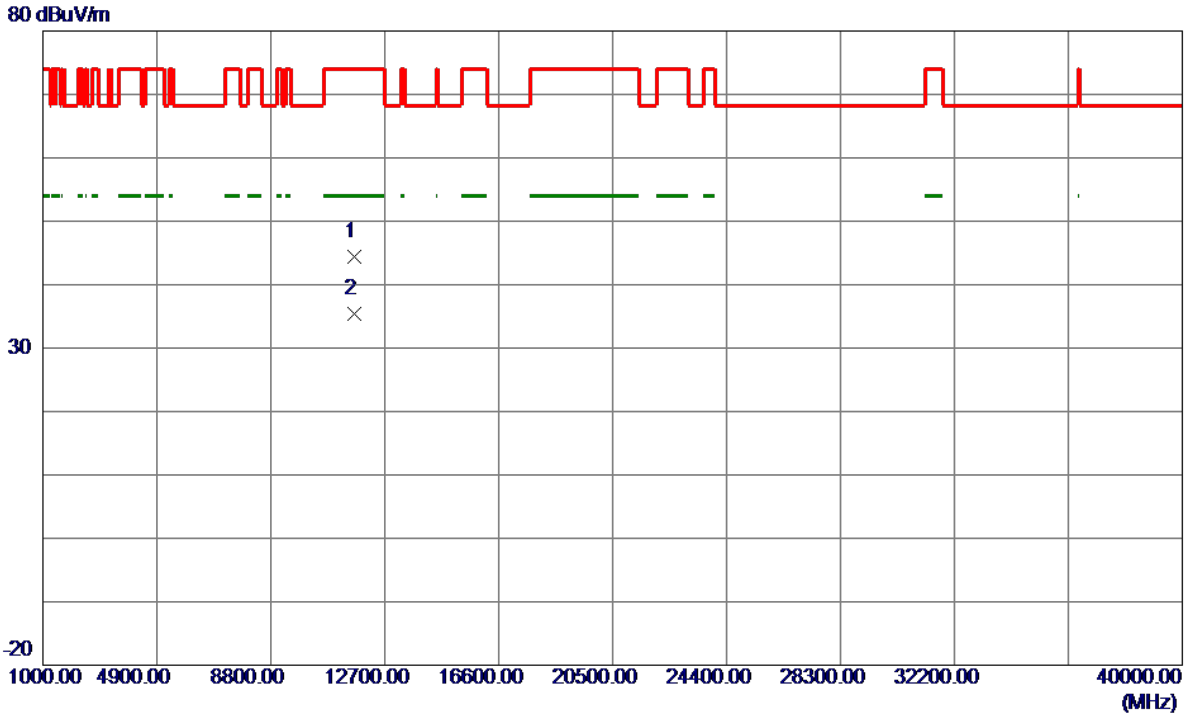

No.	Freq.	Reading Level	Correct Factor	Measure ment	Limit	Margin		
	MHz	dBuV/m	dB	dBuV/m	dBuV/m	dB	Detector	Comment
1	11652.4600	46.57	-2.20	44.37	74.00	-29.63	Peak	
2 *	11651.8400	37.61	-2.20	35.41	54.00	-18.59	AVG	

Orthogonal Axis:	X
Test Mode:	UNII-3/TX A Mode 5825 MHz

Horizontal

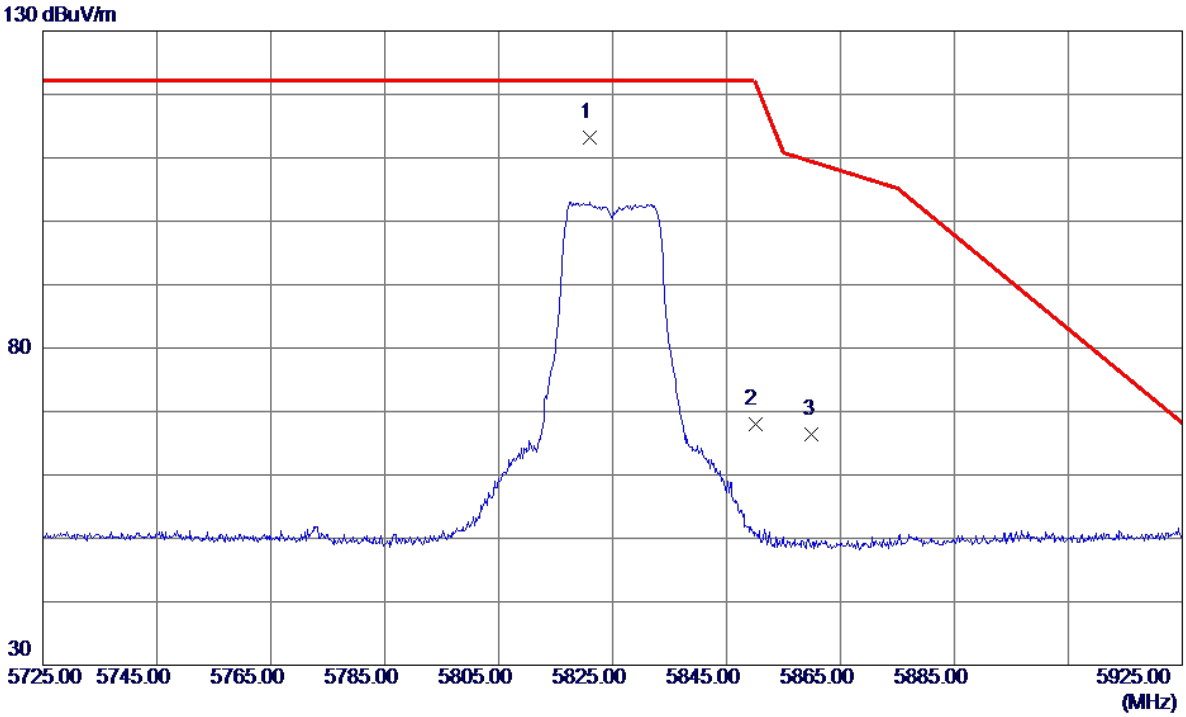

No.	Freq.	Reading Level	Correct Factor	Measure ment	Limit	Margin		
	MHz	dBuV/m	dB	dBuV/m	dBuV/m	dB	Detector	Comment
1 *	5821.0000	72.72	40.42	113.14	122.20	-9.06	Peak	
2	5850.0000	27.59	40.44	68.03	122.20	-54.17	Peak	
3	5860.0000	26.03	40.45	66.48	109.40	-42.92	Peak	

Orthogonal Axis:	X
Test Mode:	UNII-3/TX A Mode 5825 MHz

Horizontal

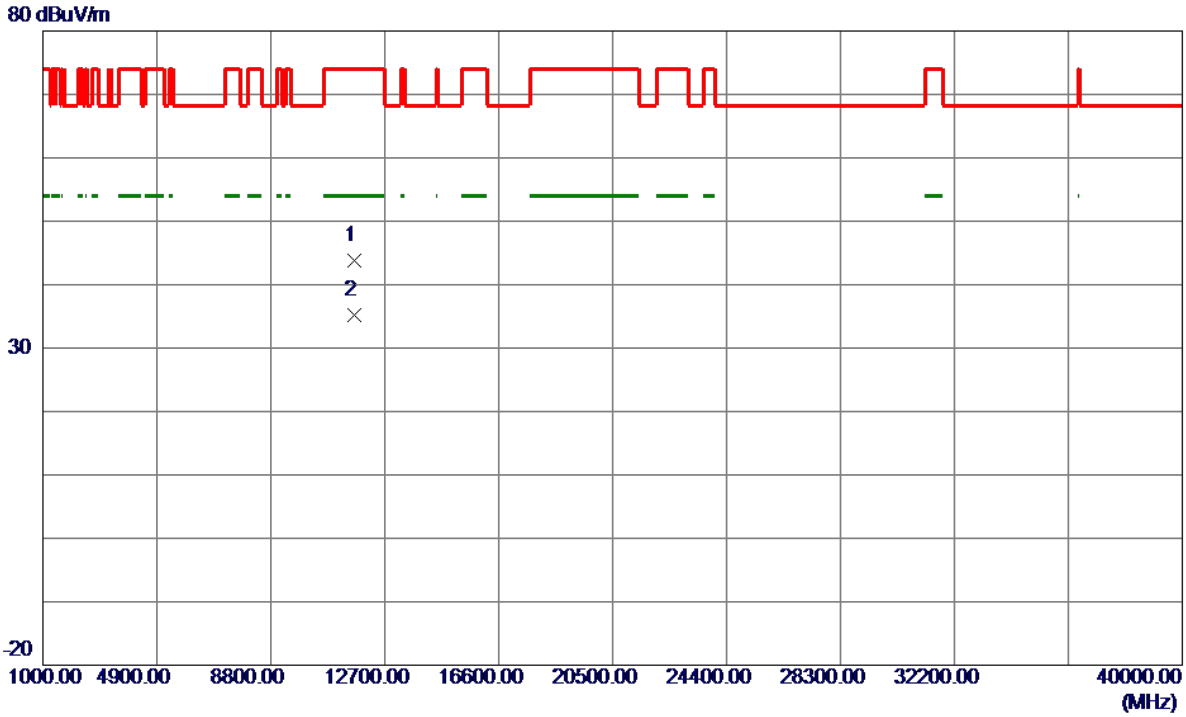

No.	Freq.	Reading Level	Correct Factor	Measure ment	Limit	Margin		
	MHz	dBuV/m	dB	dBuV/m	dBuV/m	dB	Detector	Comment
1	11651.8500	45.95	-2.20	43.75	74.00	-30.25	Peak	
2 *	11652.2000	37.47	-2.20	35.27	54.00	-18.73	AVG	

Orthogonal Axis:	X
Test Mode:	UNII-3/TX N20 Mode 5745 MHz

Vertical

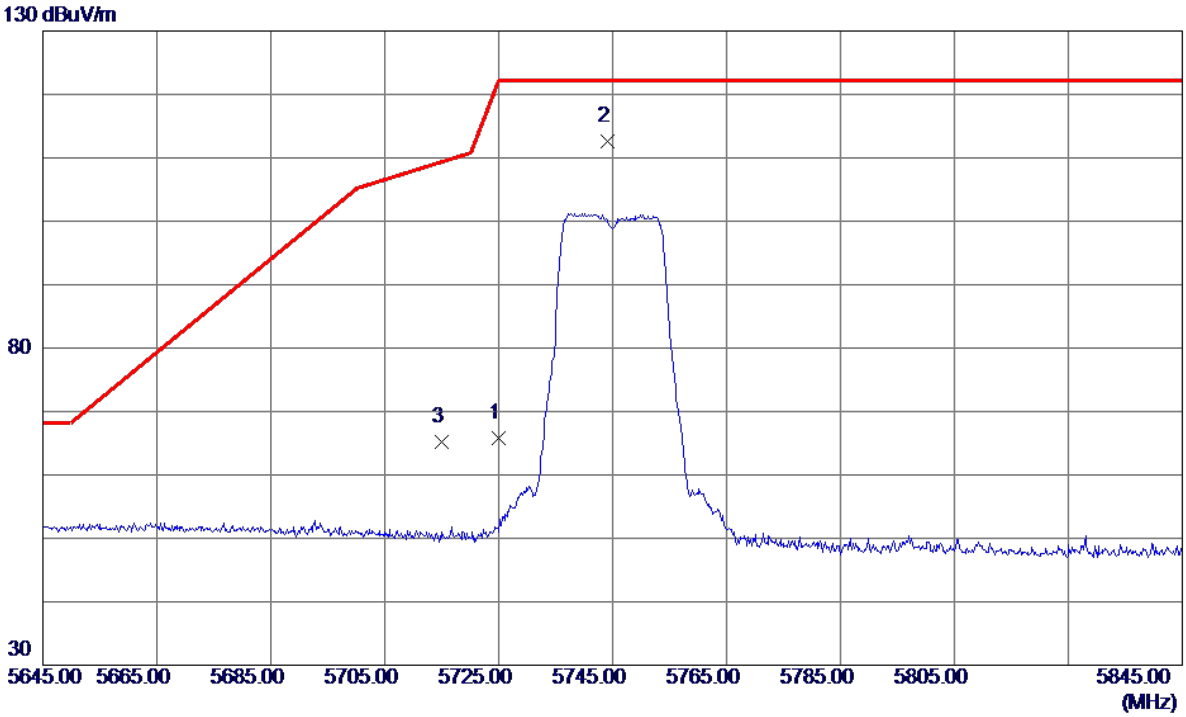

No.	Freq.	Reading Level	Correct Factor	Measure ment	Limit	Margin		
	MHz	dBuV/m	dB	dBuV/m	dBuV/m	dB	Detector	Comment
1	5725.0000	25.38	40.33	65.71	122.20	-56.49	Peak	
2 *	5744.2000	72.21	40.35	112.56	122.20	-9.64	Peak	
3	5715.0000	24.79	40.32	65.11	109.40	-44.29	Peak	

Orthogonal Axis:	X
Test Mode:	UNII-3/TX N20 Mode 5745 MHz

Vertical

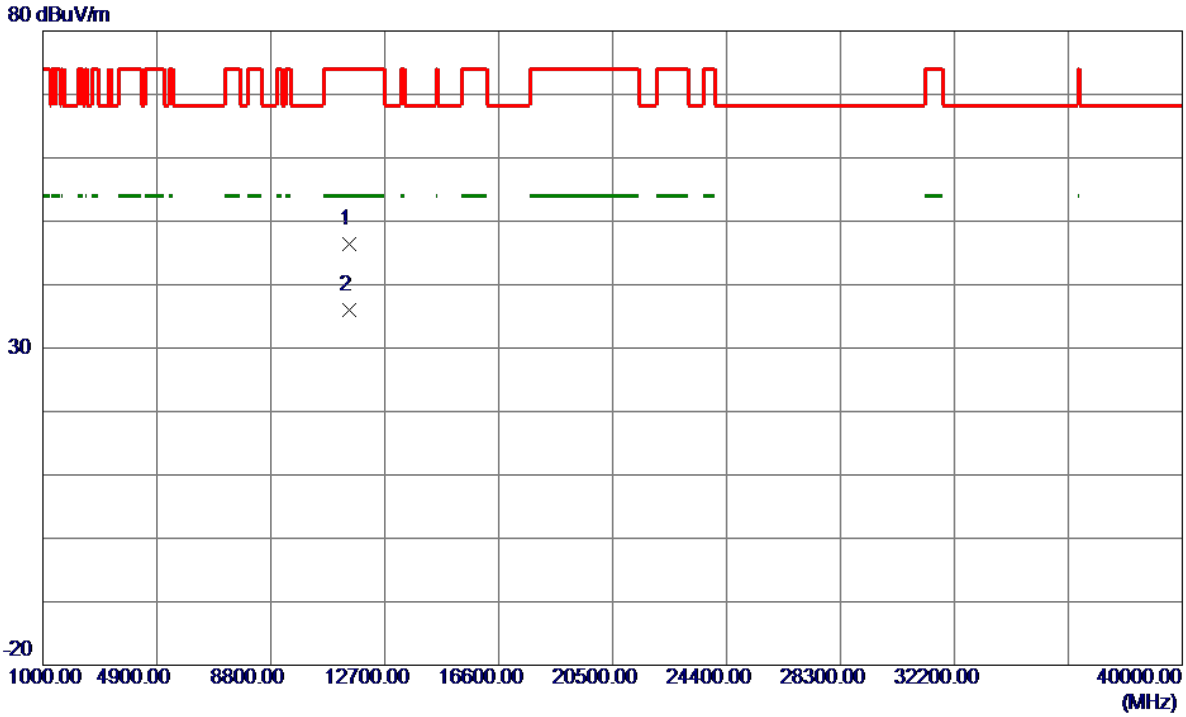

No.	Freq.	Reading Level	Correct Factor	Measure ment	Limit	Margin		
	MHz	dBuV/m	dB	dBuV/m	dBuV/m	dB	Detector	Comment
1	11491.1600	48.36	-1.93	46.43	74.00	-27.57	Peak	
2 *	11490.7100	37.91	-1.93	35.98	54.00	-18.02	AVG	

Orthogonal Axis:	X
Test Mode:	UNII-3/TX N20 Mode 5745 MHz

Horizontal

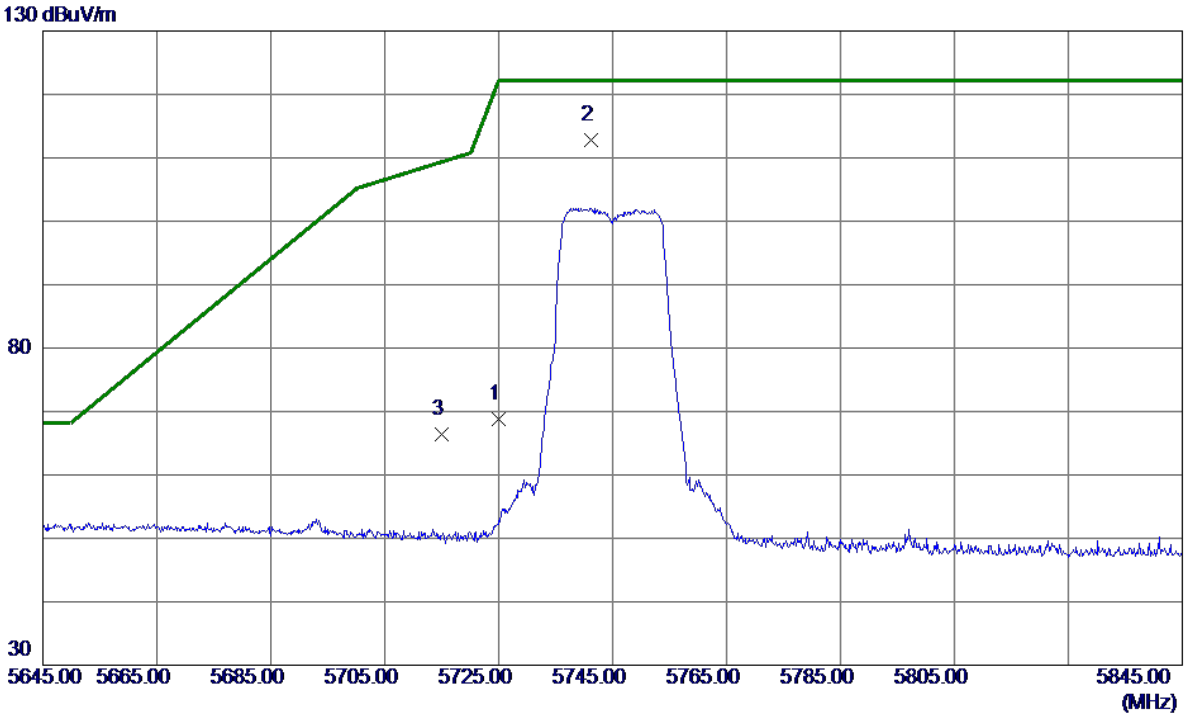

No.	Freq.	Reading Level	Correct Factor	Measure ment	Limit	Margin		
	MHz	dBuV/m	dB	dBuV/m	dBuV/m	dB	Detector	Comment
1	5725.0000	28.44	40.33	68.77	122.20	-53.43	Peak	
2 *	5741.3000	72.36	40.35	112.71	122.20	-9.49	Peak	
3	5715.0000	26.01	40.32	66.33	109.40	-43.07	Peak	

Orthogonal Axis:	X
Test Mode:	UNII-3/TX N20 Mode 5745 MHz

Horizontal

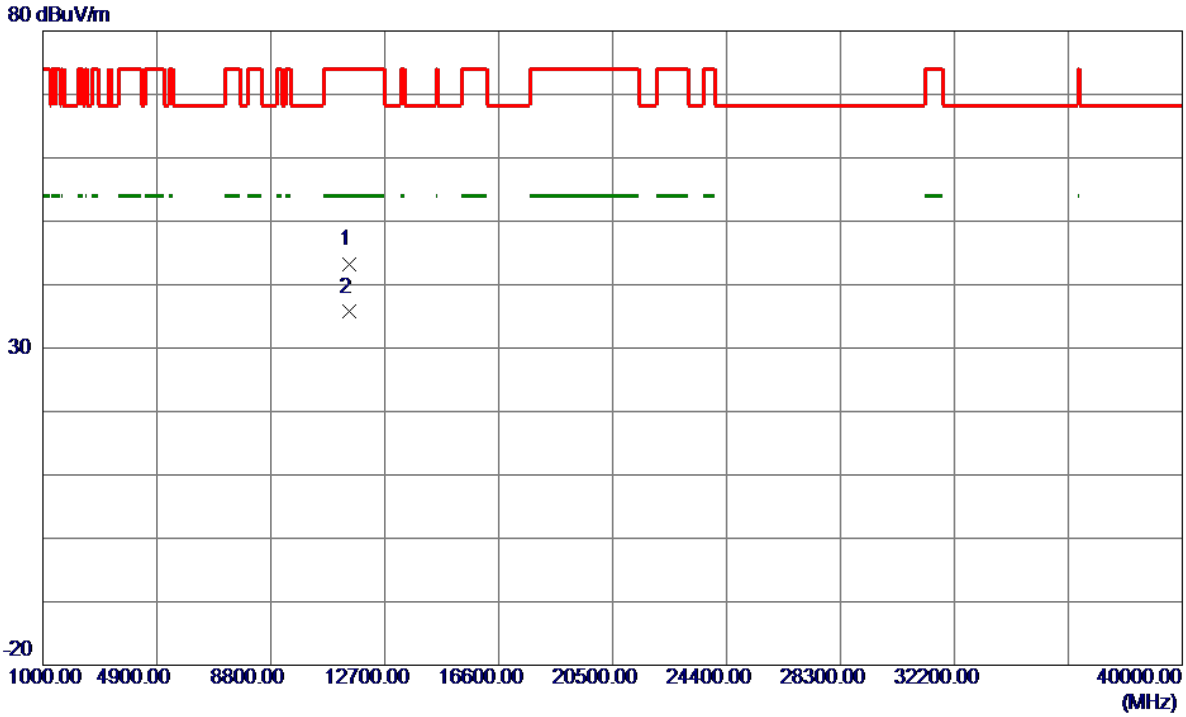

No.	Freq.	Reading Level	Correct Factor	Measure ment	Limit	Margin		
	MHz	dBuV/m	dB	dBuV/m	dBuV/m	dB	Detector	Comment
1	11493.0500	45.17	-1.93	43.24	74.00	-30.76	Peak	
2 *	11492.4700	37.63	-1.93	35.70	54.00	-18.30	AVG	

Orthogonal Axis:	X
Test Mode:	UNII-3/TX N20 Mode 5785 MHz

Vertical

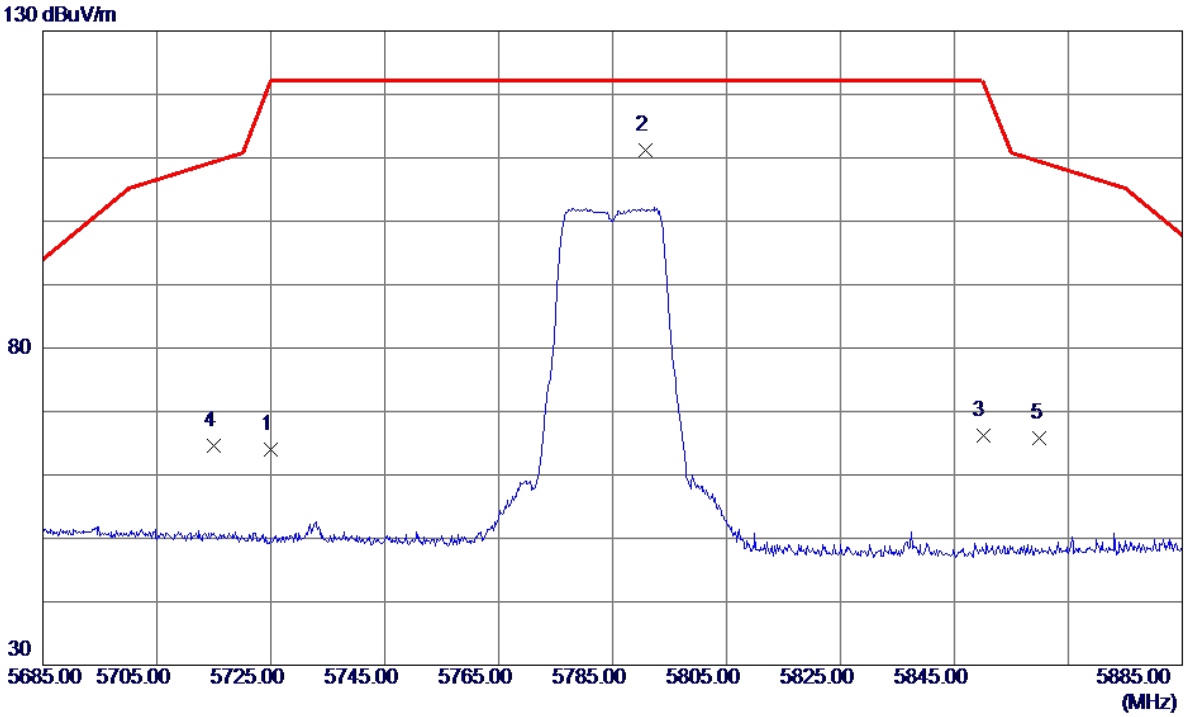

No.	Freq.	Reading Level	Correct Factor	Measure ment	Limit	Margin		
	MHz	dBuV/m	dB	dBuV/m	dBuV/m	dB	Detector	Comment
1	5725.0000	23.58	40.33	63.91	122.20	-58.29	Peak	
2 *	5790.8000	70.80	40.39	111.19	122.20	-11.01	Peak	
3	5850.0000	25.73	40.44	66.17	122.20	-56.03	Peak	
4	5715.0000	24.37	40.32	64.69	109.40	-44.71	Peak	
5	5860.0000	25.27	40.45	65.72	109.40	-43.68	Peak	

Orthogonal Axis:	X
Test Mode:	UNII-3/TX N20 Mode 5785 MHz

Vertical

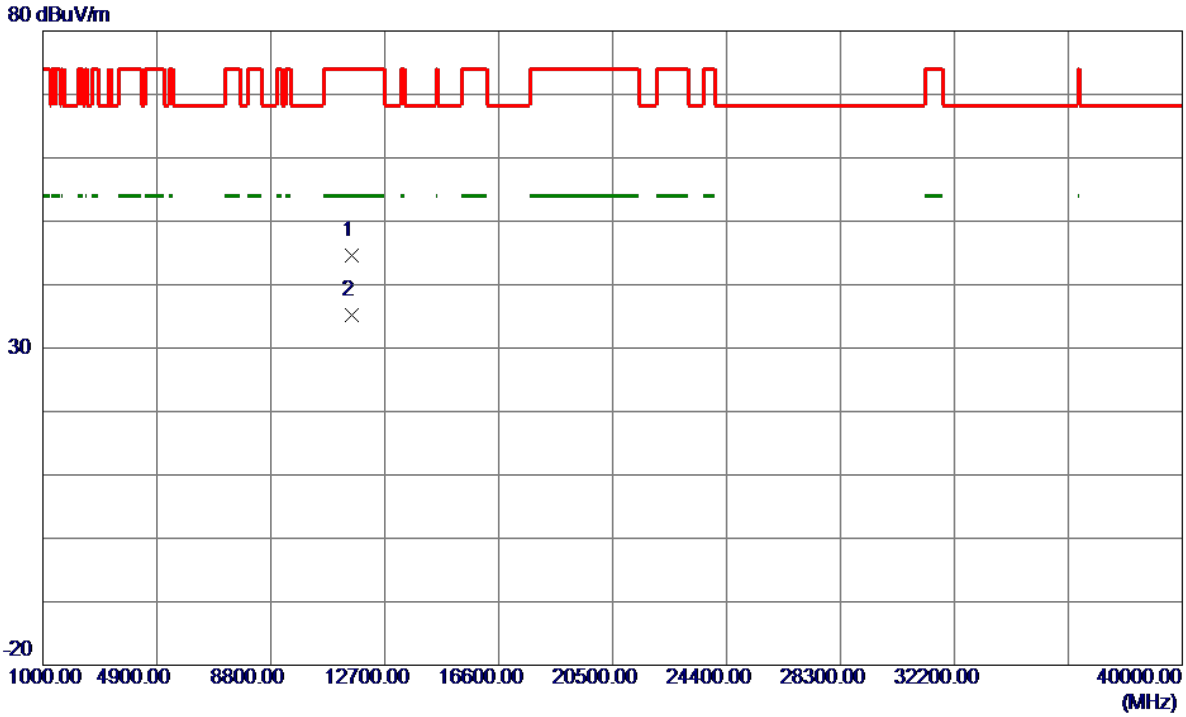

No.	Freq.	Reading Level	Correct Factor	Measure ment	Limit	Margin		
	MHz	dBuV/m	dB	dBuV/m	dBuV/m	dB	Detector	Comment
1	11572.4400	46.71	-2.05	44.66	74.00	-29.34	Peak	
2 *	11571.7300	37.33	-2.05	35.28	54.00	-18.72	AVG	

Orthogonal Axis:	X
Test Mode:	UNII-3/TX N20 Mode 5785 MHz

Horizontal

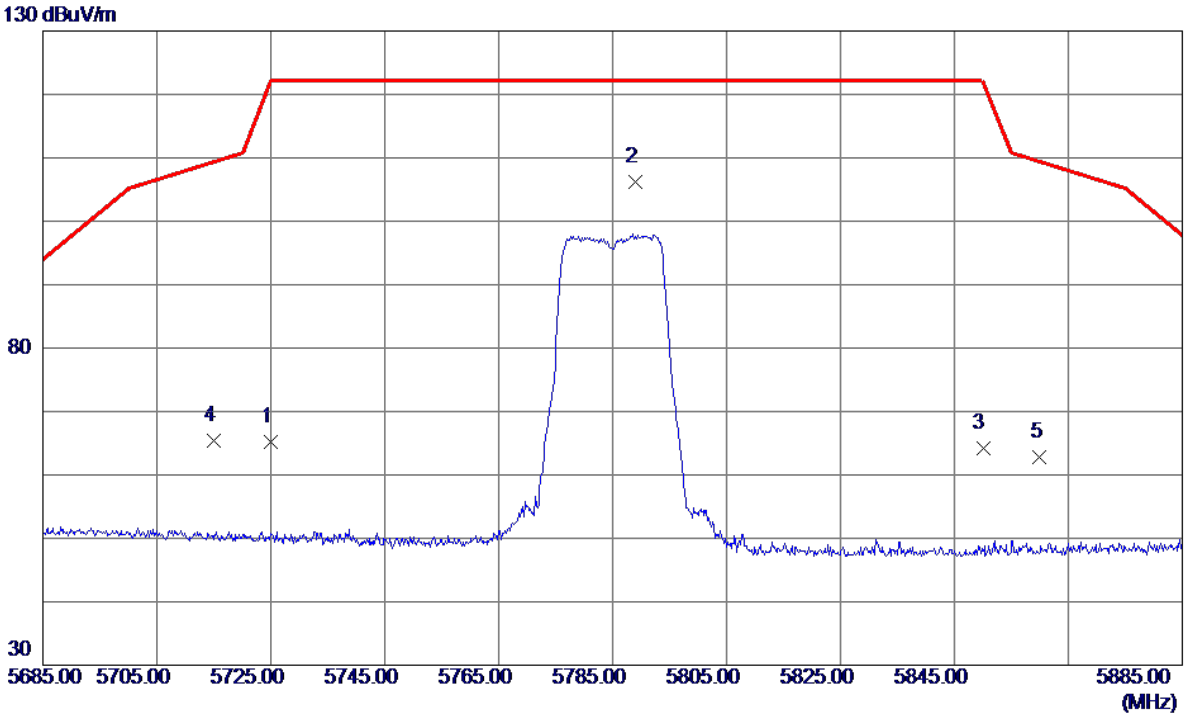

No.	Freq.	Reading Level	Correct Factor	Measure ment	Limit	Margin		
	MHz	dBuV/m	dB	dBuV/m	dBuV/m	dB	Detector	Comment
1	5725.0000	24.94	40.33	65.27	122.20	-56.93	Peak	
2 *	5788.9000	65.77	40.39	106.16	122.20	-16.04	Peak	
3	5850.0000	23.80	40.44	64.24	122.20	-57.96	Peak	
4	5715.0000	25.15	40.32	65.47	109.40	-43.93	Peak	
5	5860.0000	22.32	40.45	62.77	109.40	-46.63	Peak	

Orthogonal Axis:	X
Test Mode:	UNII-3/TX N20 Mode 5785 MHz

Horizontal

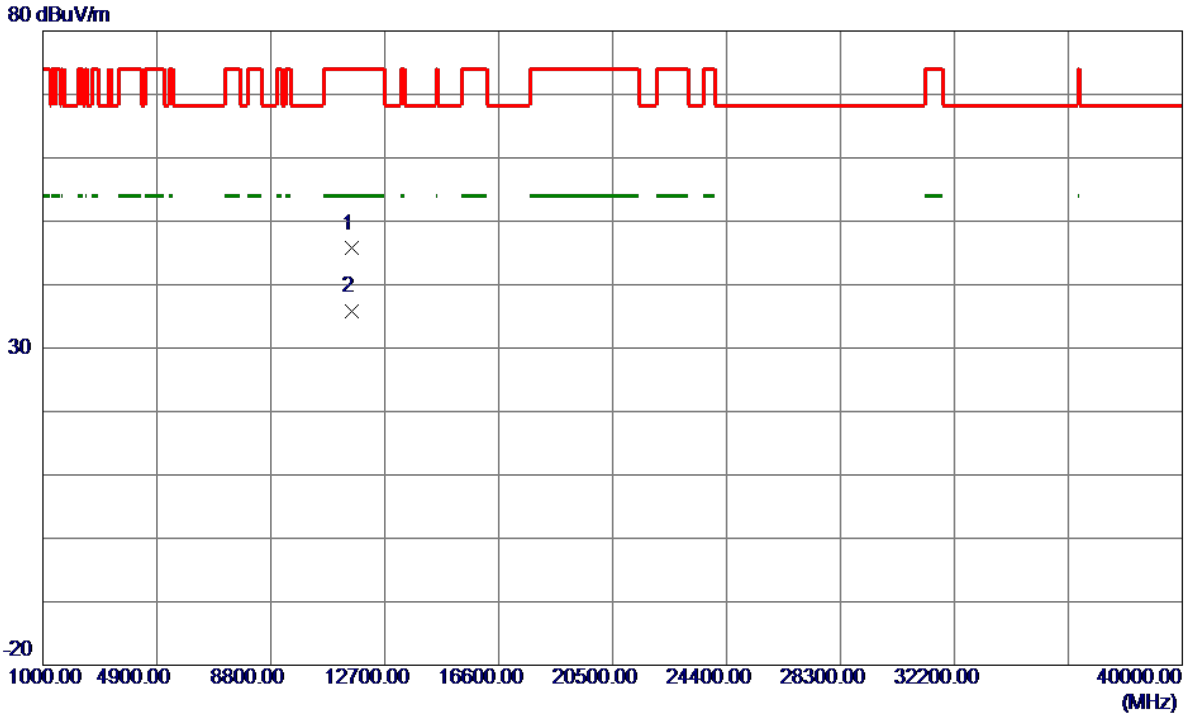

No.	Freq.	Reading Level	Correct Factor	Measure ment	Limit	Margin		
	MHz	dBuV/m	dB	dBuV/m	dBuV/m	dB	Detector	Comment
1	11571.3400	47.75	-2.05	45.70	74.00	-28.30	Peak	
2 *	11572.4100	37.86	-2.05	35.81	54.00	-18.19	AVG	

Orthogonal Axis:	X
Test Mode:	UNII-3/TX N20 Mode 5825 MHz

Vertical

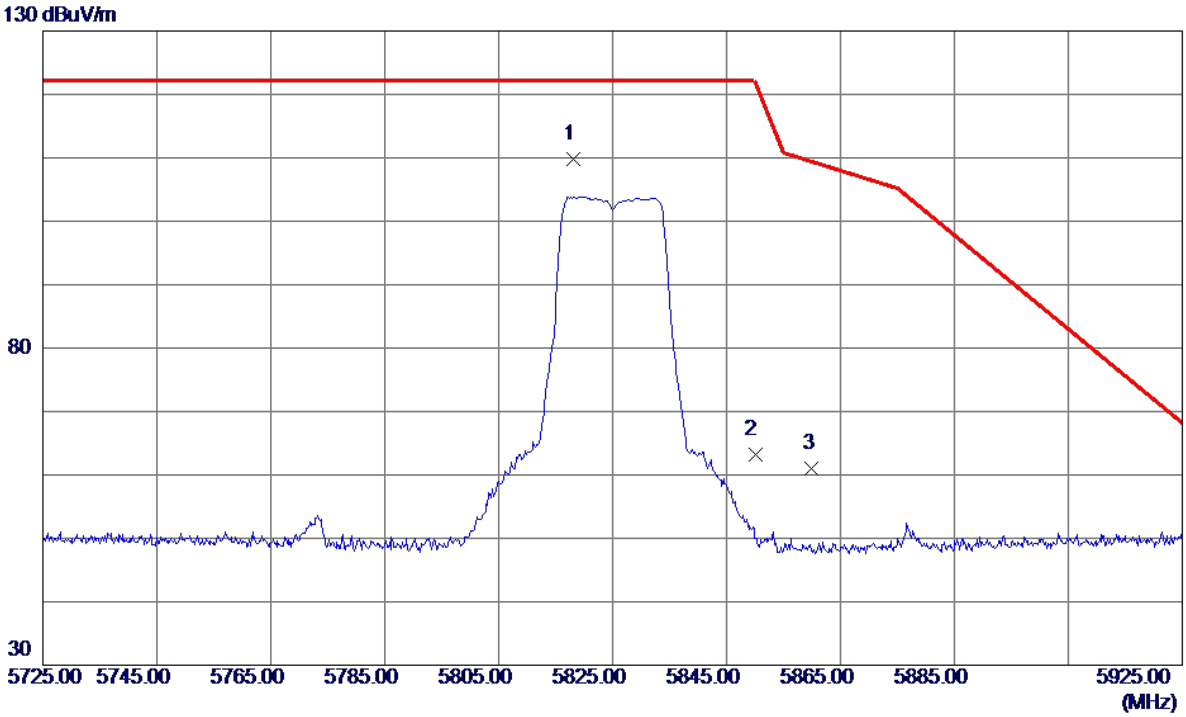

No.	Freq.	Reading Level	Correct Factor	Measure ment	Limit	Margin		
	MHz	dBuV/m	dB	dBuV/m	dBuV/m	dB	Detector	Comment
1 *	5818.2000	69.37	40.41	109.78	122.20	-12.42	Peak	
2	5850.0000	22.80	40.44	63.24	122.20	-58.96	Peak	
3	5860.0000	20.58	40.45	61.03	109.40	-48.37	Peak	

Orthogonal Axis:	X
Test Mode:	UNII-3/TX N20 Mode 5825 MHz

Vertical

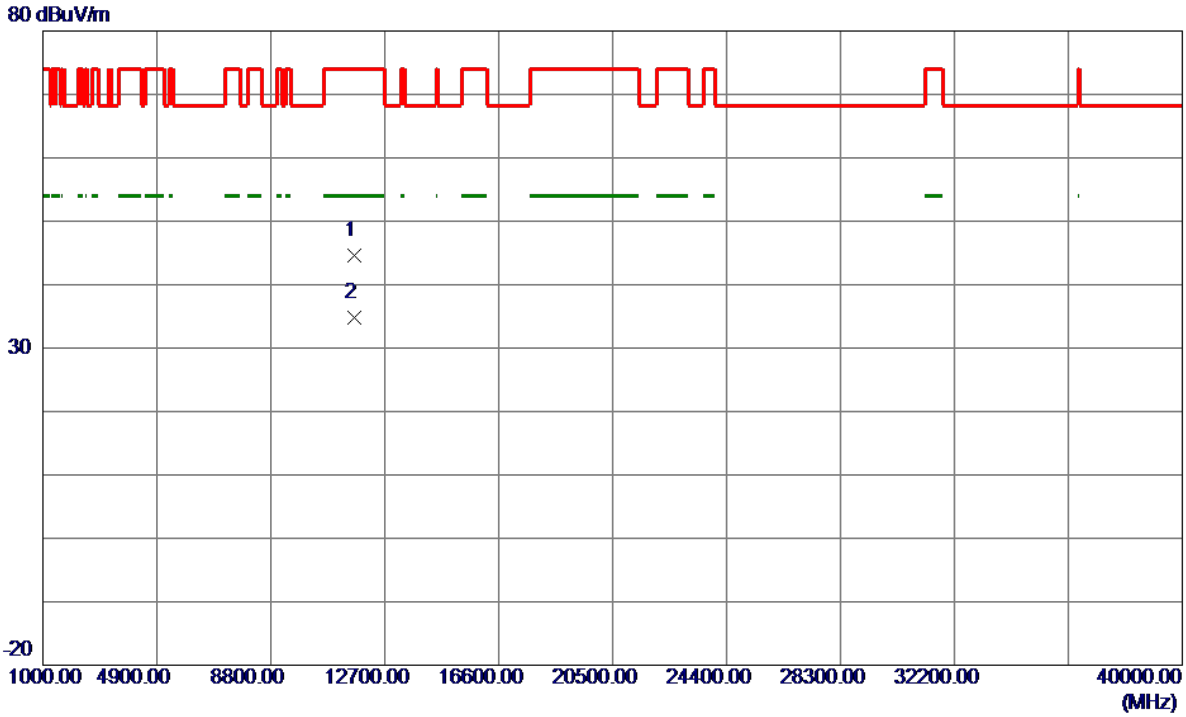

No.	Freq.	Reading Level	Correct Factor	Measure ment	Limit	Margin		
	MHz	dBuV/m	dB	dBuV/m	dBuV/m	dB	Detector	Comment
1	11651.7100	46.88	-2.20	44.68	74.00	-29.32	Peak	
2 *	11652.3700	36.94	-2.20	34.74	54.00	-19.26	AVG	

Orthogonal Axis:	X
Test Mode:	UNII-3/TX N20 Mode 5825 MHz

Horizontal

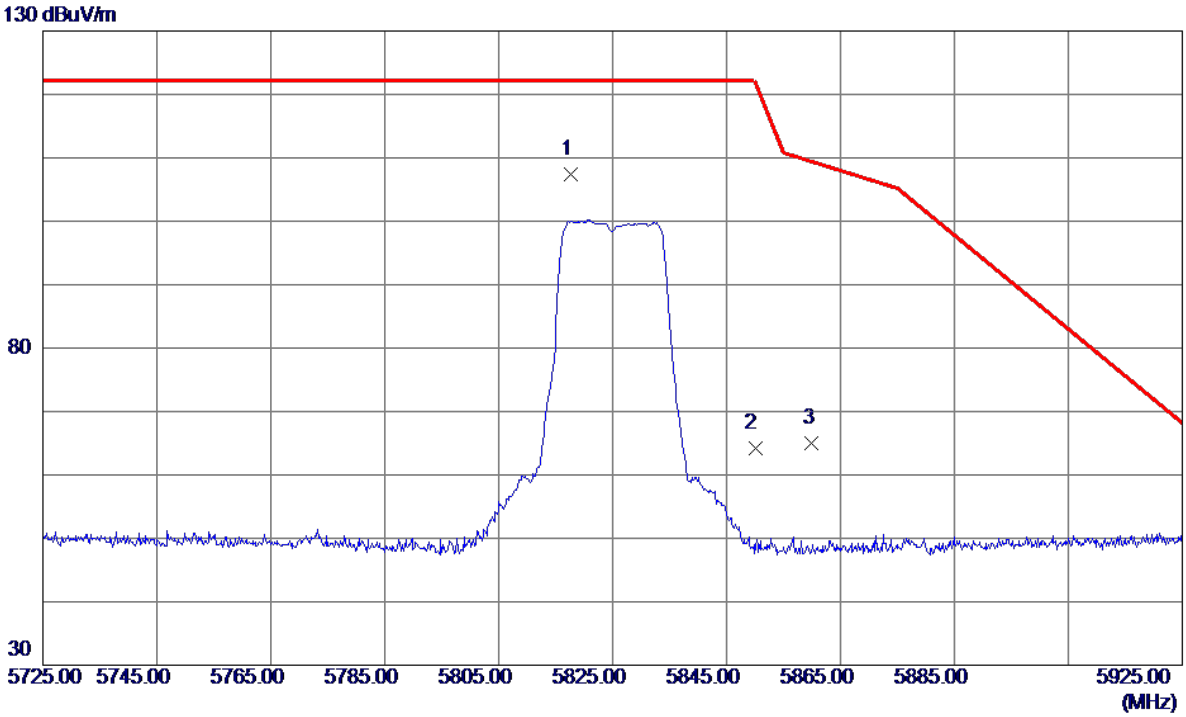

No.	Freq.	Reading Level	Correct Factor	Measure ment	Limit	Margin		
	MHz	dBuV/m	dB	dBuV/m	dBuV/m	dB	Detector	Comment
1 *	5817.7000	67.00	40.41	107.41	122.20	-14.79	Peak	
2	5850.0000	23.81	40.44	64.25	122.20	-57.95	Peak	
3	5860.0000	24.47	40.45	64.92	109.40	-44.48	Peak	

Orthogonal Axis:	X
Test Mode:	UNII-3/TX N20 Mode 5825 MHz

Horizontal

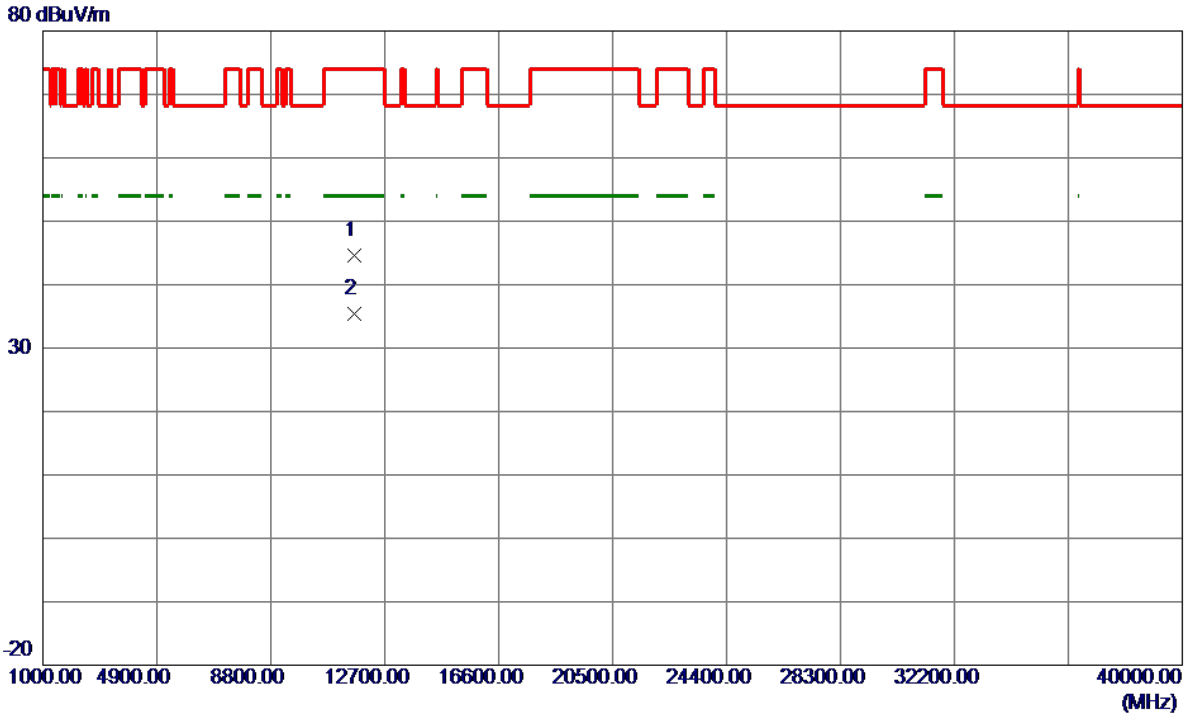

No.	Freq.	Reading Level	Correct Factor	Measure ment	Limit	Margin		
	MHz	dBuV/m	dB	dBuV/m	dBuV/m	dB	Detector	Comment
1	11651.4500	46.71	-2.20	44.51	74.00	-29.49	Peak	
2 *	11650.4300	37.63	-2.20	35.43	54.00	-18.57	AVG	

Orthogonal Axis:	X
Test Mode:	UNII-3/TX N40 Mode 5755MHz

Vertical

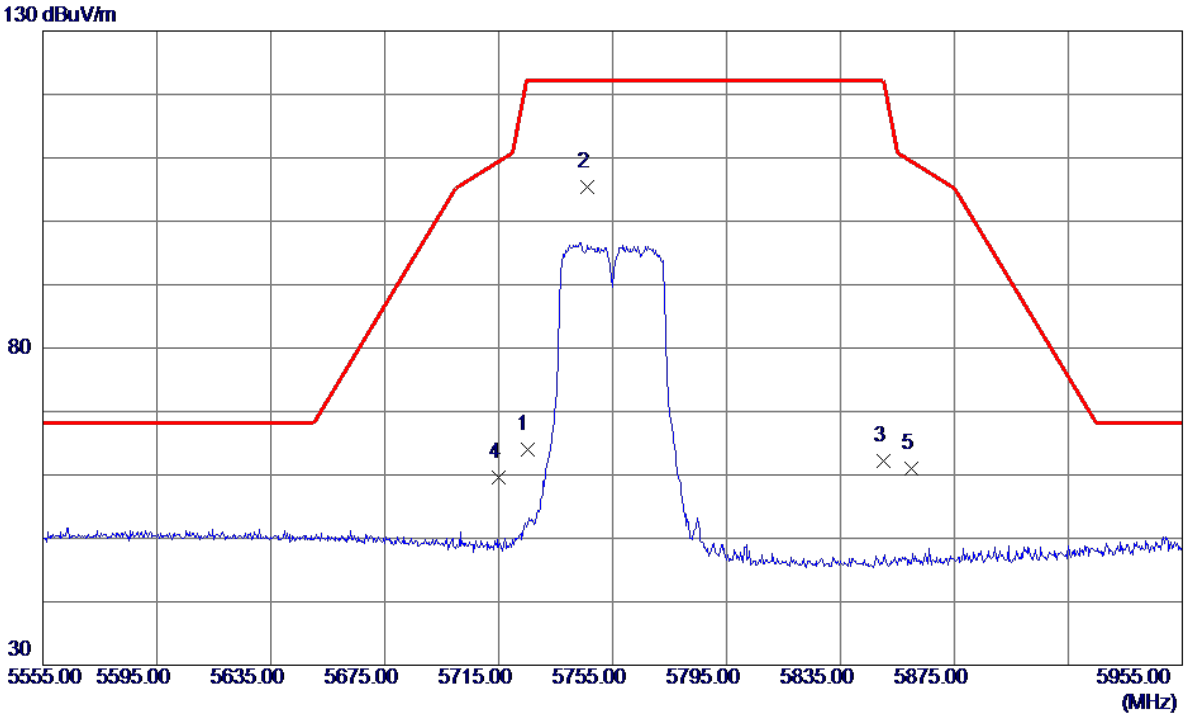

No.	Freq.	Reading Level	Correct Factor	Measure ment	Limit	Margin		
	MHz	dBuV/m	dB	dBuV/m	dBuV/m	dB	Detector	Comment
1	5725.0000	23.73	40.33	64.06	122.20	-58.14	Peak	
2 *	5746.2000	65.09	40.35	105.44	122.20	-16.76	Peak	
3	5850.0000	21.80	40.44	62.24	122.20	-59.96	Peak	
4	5715.0000	19.35	40.32	59.67	109.40	-49.73	Peak	
5	5860.0000	20.56	40.45	61.01	109.40	-48.39	Peak	

Orthogonal Axis:	X
Test Mode:	UNII-3/TX N40 Mode 5755MHz

Vertical

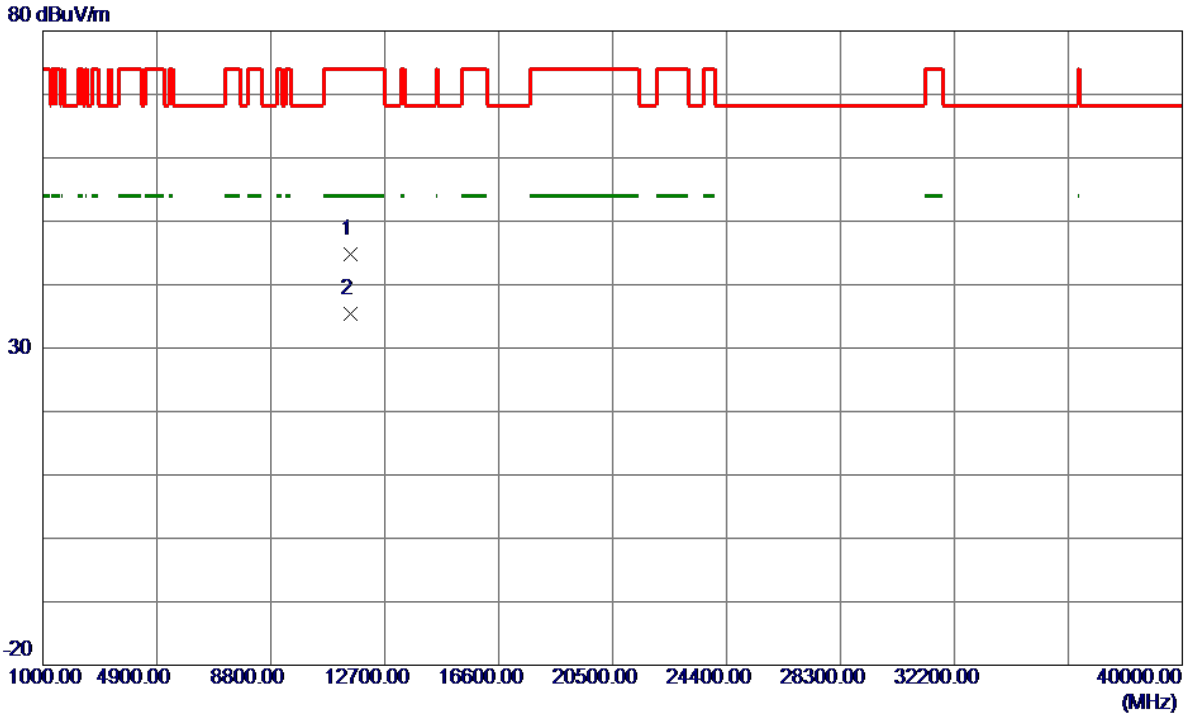

No.	Freq.	Reading Level	Correct Factor	Measure ment	Limit	Margin		
	MHz	dBuV/m	dB	dBuV/m	dBuV/m	dB	Detector	Comment
1	11512.6400	46.81	-1.94	44.87	74.00	-29.13	Peak	
2 *	11510.6600	37.26	-1.94	35.32	54.00	-18.68	AVG	

Orthogonal Axis:	X
Test Mode:	UNII-3/TX N40 Mode 5755MHz

Horizontal

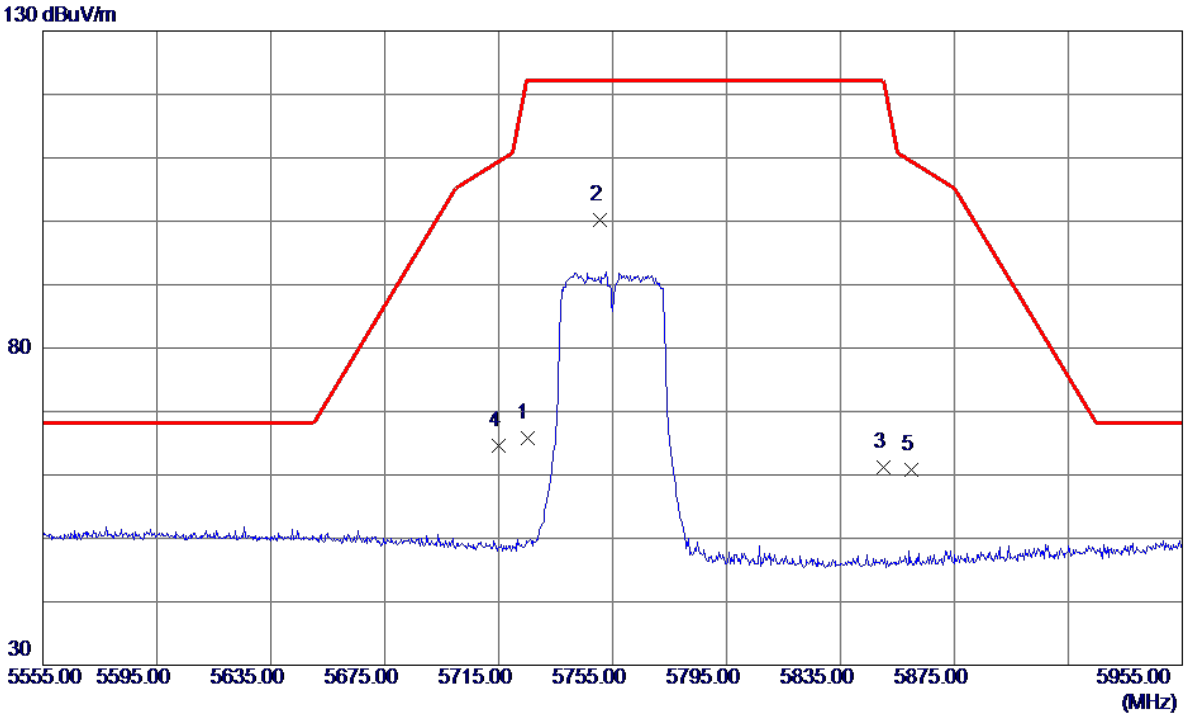

No.	Freq.	Reading Level	Correct Factor	Measure ment	Limit	Margin		
	MHz	dBuV/m	dB	dBuV/m	dBuV/m	dB	Detector	Comment
1	5725.0000	25.50	40.33	65.83	122.20	-56.37	Peak	
2 *	5750.6000	59.80	40.36	100.16	122.20	-22.04	Peak	
3	5850.0000	20.81	40.44	61.25	122.20	-60.95	Peak	
4	5715.0000	24.24	40.32	64.56	109.40	-44.84	Peak	
5	5860.0000	20.29	40.45	60.74	109.40	-48.66	Peak	

Orthogonal Axis:	X
Test Mode:	UNII-3/TX N40 Mode 5755MHz

Horizontal

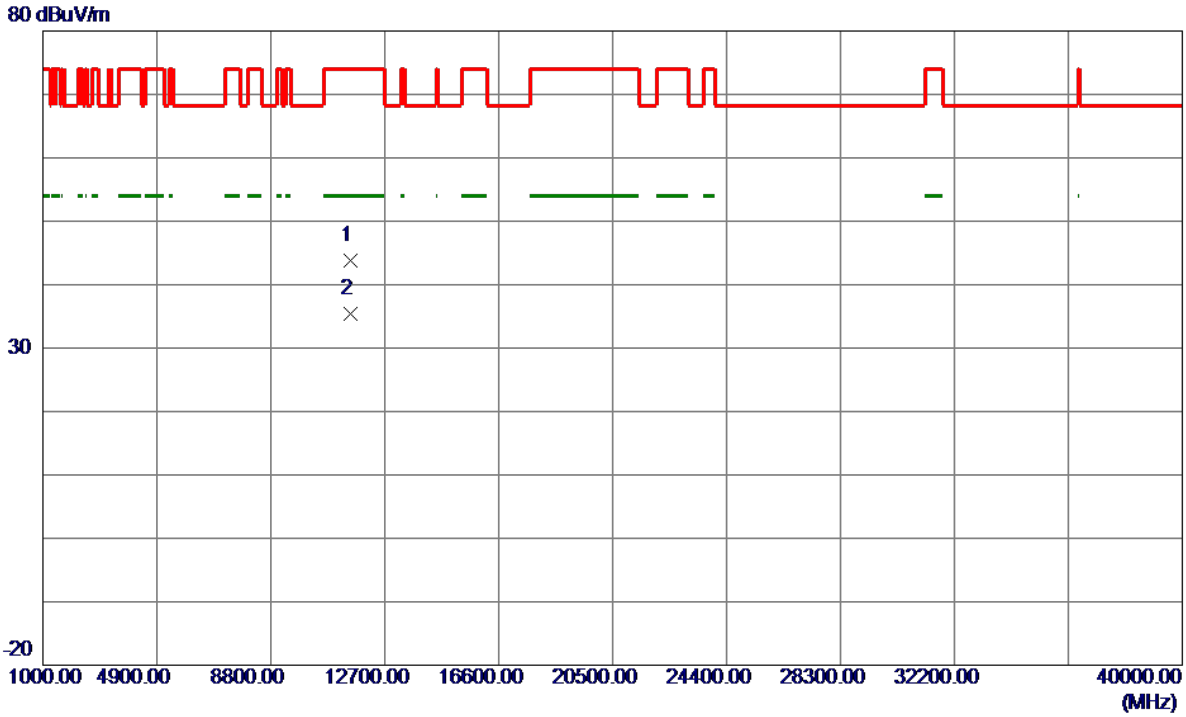

No.	Freq.	Reading Level	Correct Factor	Measure ment	Limit	Margin		
	MHz	dBuV/m	dB	dBuV/m	dBuV/m	dB	Detector	Comment
1	11511.4200	45.75	-1.94	43.81	74.00	-30.19	Peak	
2 *	11514.9700	37.38	-1.95	35.43	54.00	-18.57	AVG	

Orthogonal Axis:	X
Test Mode:	UNII-3/TX N40 Mode 5795MHz

Vertical

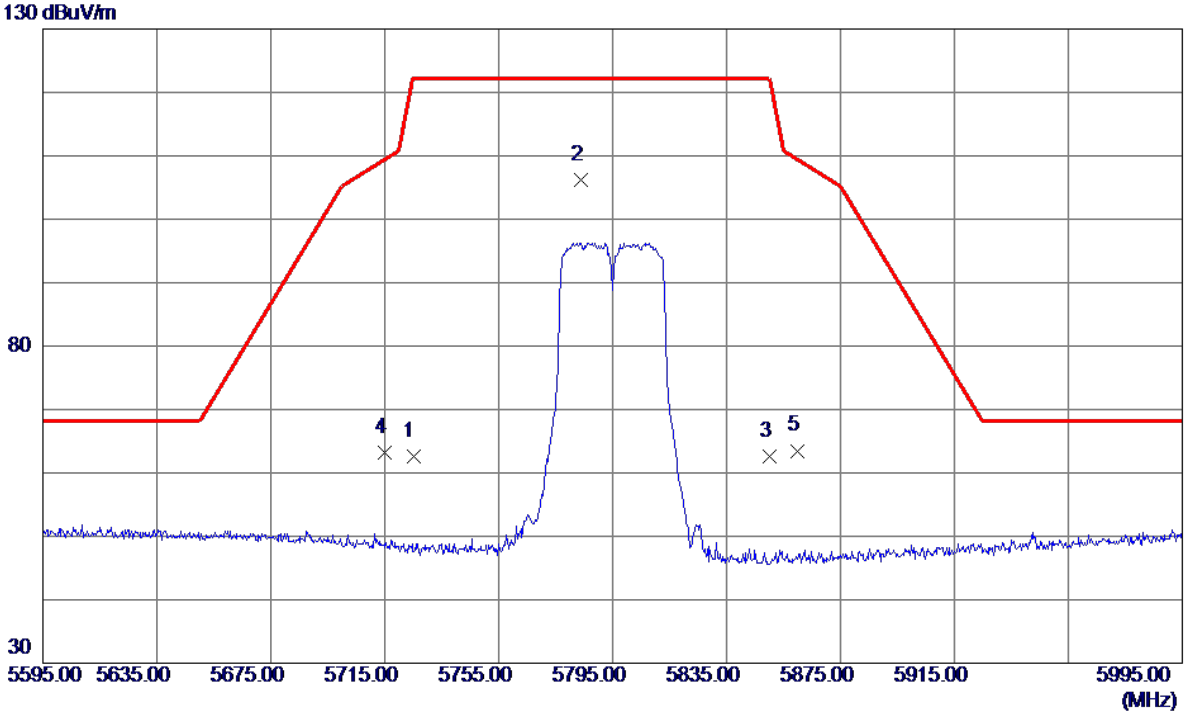

No.	Freq.	Reading Level	Correct Factor	Measure ment	Limit	Margin		
	MHz	dBuV/m	dB	dBuV/m	dBuV/m	dB	Detector	Comment
1	5725.0000	22.24	40.33	62.57	122.20	-59.63	Peak	
2 *	5784.0000	65.81	40.38	106.19	122.20	-16.01	Peak	
3	5850.0000	22.25	40.44	62.69	122.20	-59.51	Peak	
4	5715.0000	22.88	40.32	63.20	109.40	-46.20	Peak	
5	5860.0000	23.05	40.45	63.50	109.40	-45.90	Peak	

Orthogonal Axis:	X
Test Mode:	UNII-3/TX N40 Mode 5795MHz

Vertical

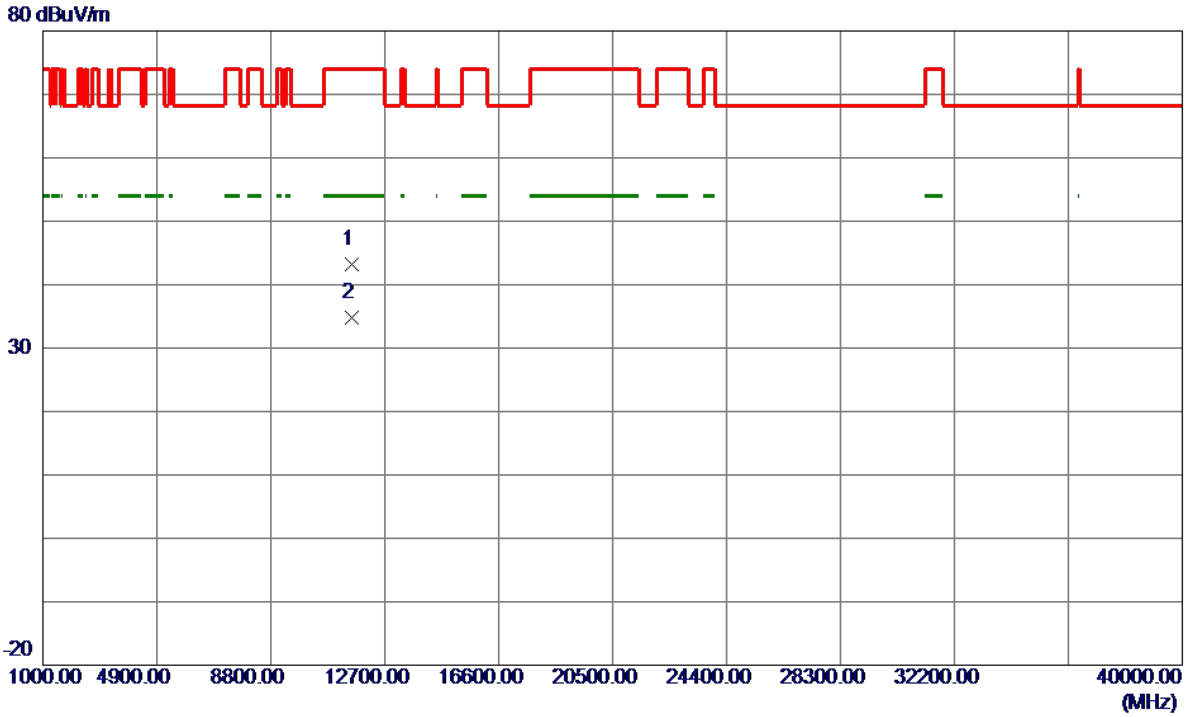

No.	Freq.	Reading Level	Correct Factor	Measure ment	Limit	Margin		
	MHz	dBuV/m	dB	dBuV/m	dBuV/m	dB	Detector	Comment
1	11592.4600	45.27	-2.09	43.18	74.00	-30.82	Peak	
2 *	11591.7400	36.85	-2.09	34.76	54.00	-19.24	AVG	

Orthogonal Axis:	X
Test Mode:	UNII-3/TX N40 Mode 5795MHz

Horizontal

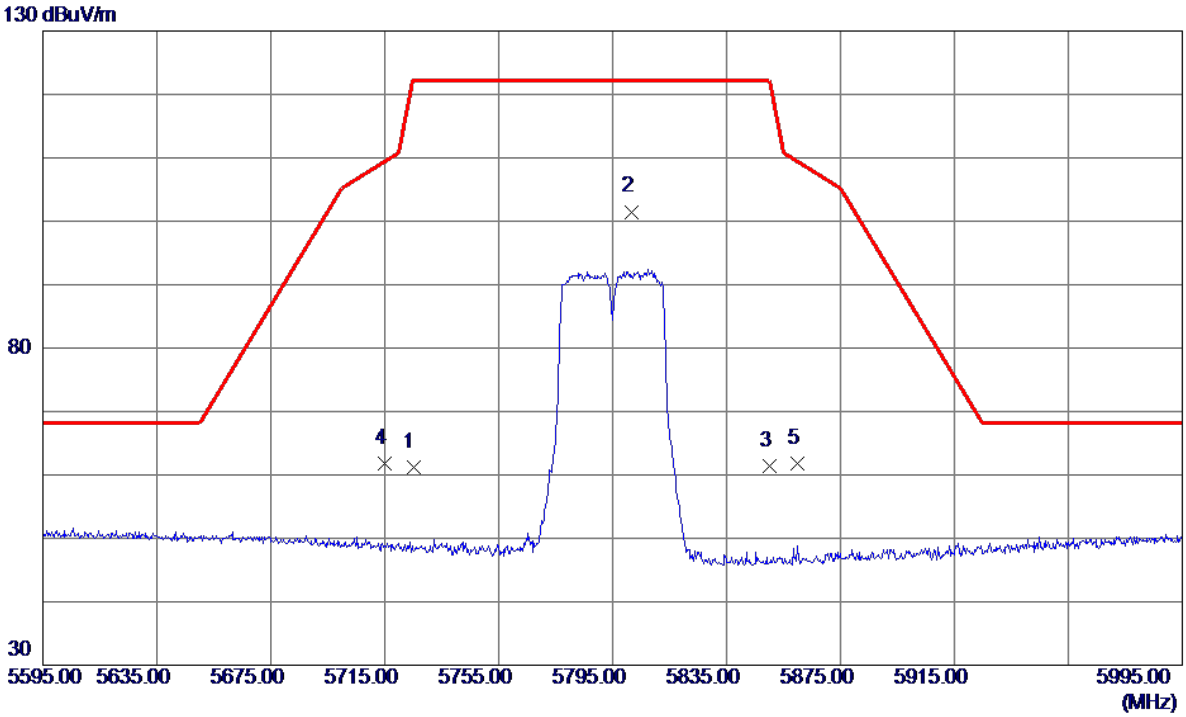

No.	Freq.	Reading Level	Correct Factor	Measure ment	Limit	Margin		
	MHz	dBuV/m	dB	dBuV/m	dBuV/m	dB	Detector	Comment
1	5725.0000	20.83	40.33	61.16	122.20	-61.04	Peak	
2 *	5801.8000	61.10	40.40	101.50	122.20	-20.70	Peak	
3	5850.0000	21.05	40.44	61.49	122.20	-60.71	Peak	
4	5715.0000	21.41	40.32	61.73	109.40	-47.67	Peak	
5	5860.0000	21.30	40.45	61.75	109.40	-47.65	Peak	

Orthogonal Axis:	X
Test Mode:	UNII-3/TX N40 Mode 5795MHz

Horizontal

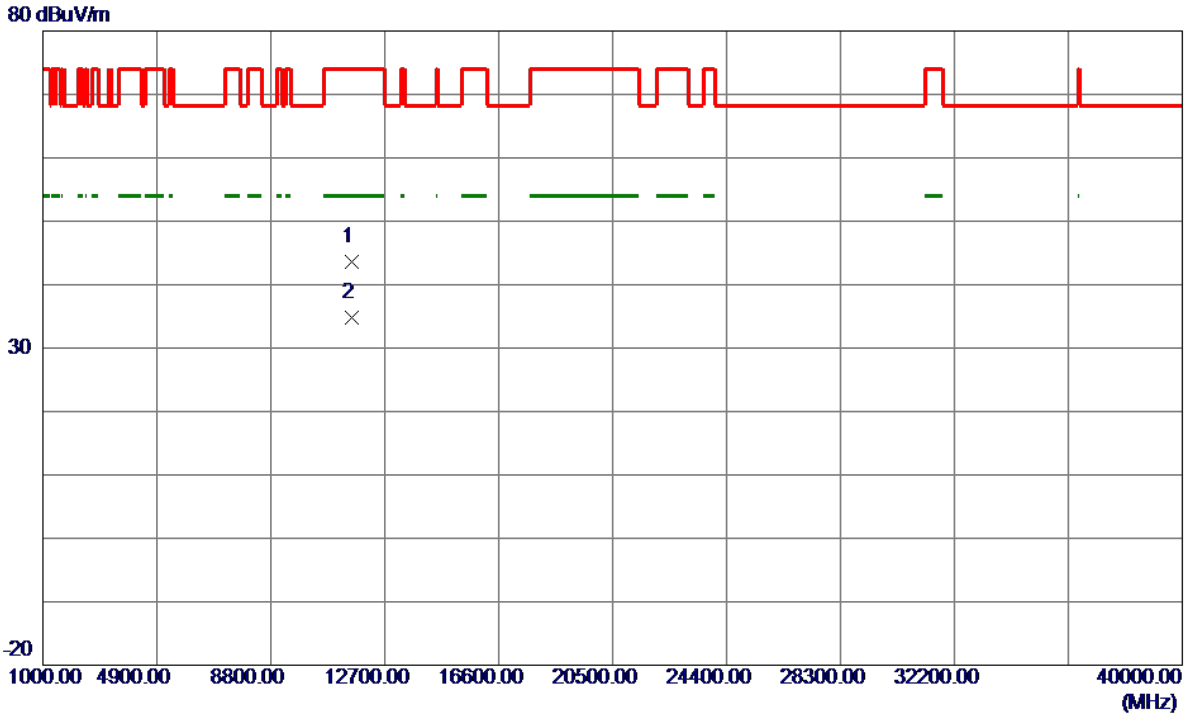

No.	Freq.	Reading Level	Correct Factor	Measure ment	Limit	Margin		
	MHz	dBuV/m	dB	dBuV/m	dBuV/m	dB	Detector	Comment
1	11592.4200	45.64	-2.09	43.55	74.00	-30.45	Peak	
2 *	11591.0500	36.93	-2.09	34.84	54.00	-19.16	AVG	

TX A Mode_DUTY CYCLE

Duty cycle = T_{ON} / T_{Total}

T_{ON}: 0.625 msec

T_{Total}: 0.830 msec

Duty cycle: 75.30%

Duty Factor = 10 log(1/Duty cycle)

Duty Factor = 1.23

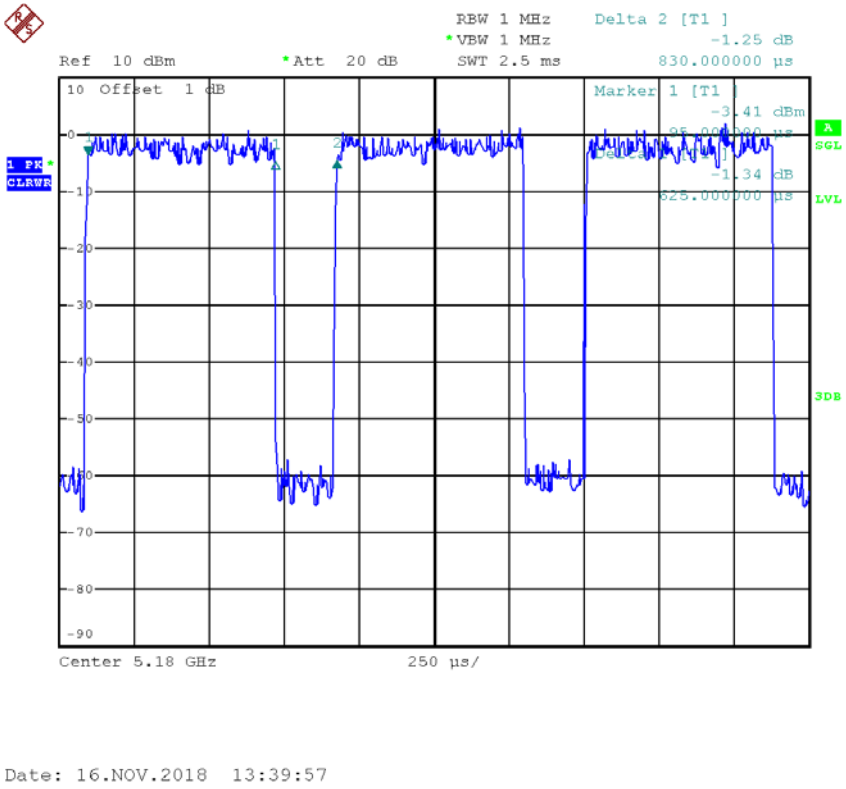

Note: The EUT was programmed to be in countinously transmitting mode and the transmit duty cycle < 98 %, so, the output power and power density should be cacluated as Output Power = Measured power + Ducy factor
Power Spectral Density = Measured density + Duty factor

TX N20 Mode_DUTY CYCLE

Duty cycle = T_{ON} / T_{Total}

T_{ON}: 0.540 msec

T_{Total}: 0.745 msec

Duty cycle: 72.48%

Duty Factor = 10 log(1/Duty cycle)

Duty Factor = 1.40

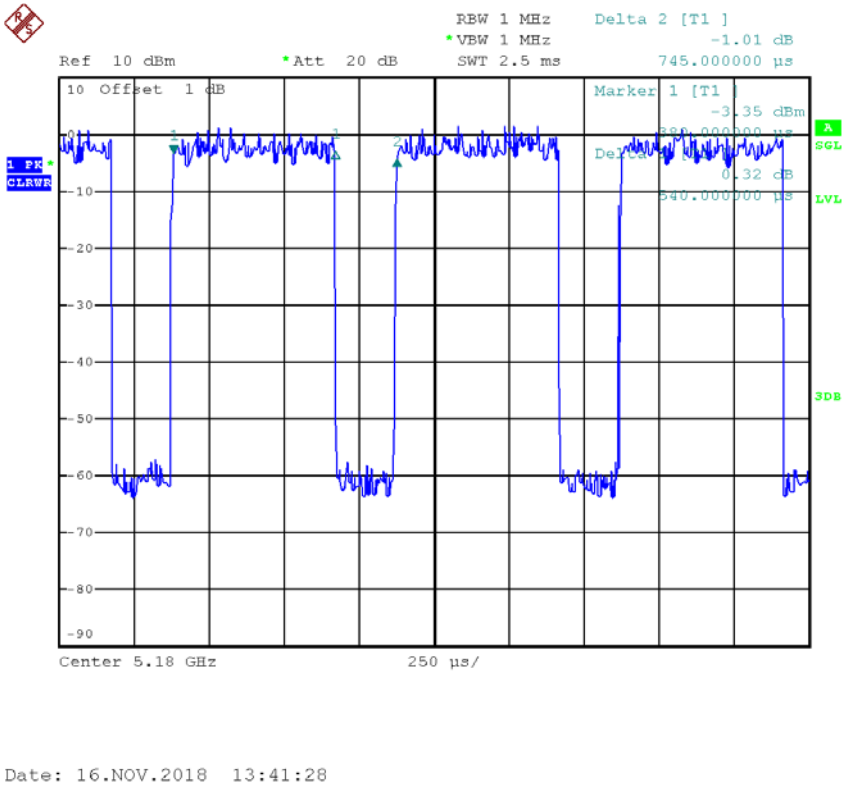

Note: The EUT was programmed to be in countinously transmitting mode and the transmit duty cycle < 98 %, so, the output power and power density should be cacluated as Output Power = Measured power + Ducy factor

Power Spectral Density = Measured density + Duty factor

TX N40 Mode_DUTY CYCLE

Duty cycle = T_{ON} / T_{Total}

T_{ON}: 0.250 msec

T_{Total}: 0.485 msec

Duty cycle: 51.55%

Duty Factor = 10 log(1/Duty cycle)

Duty Factor = 2.88

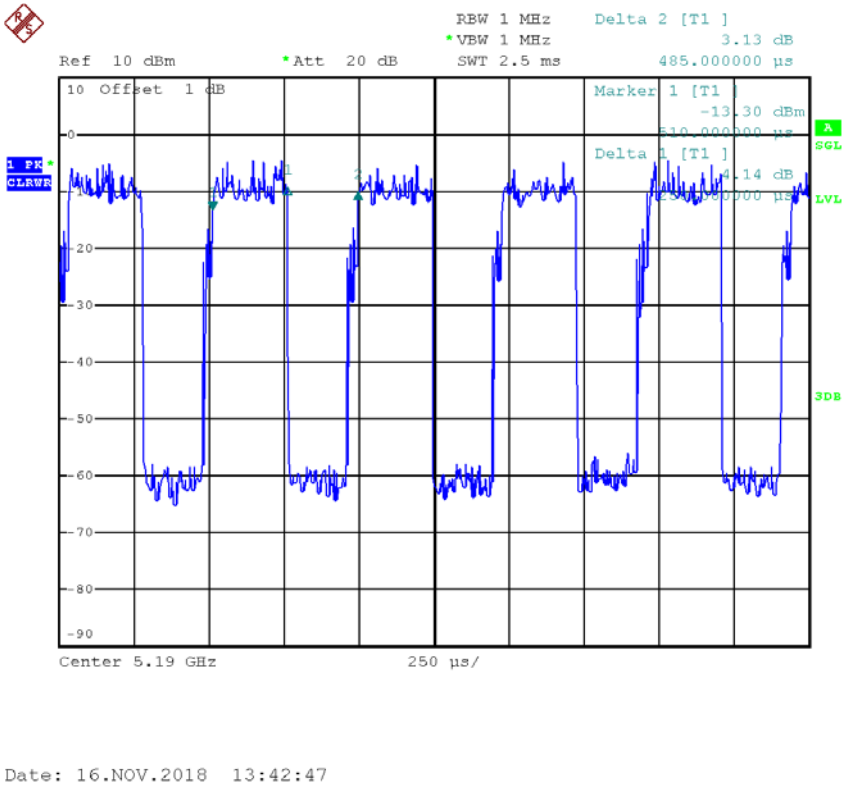

Note: The EUT was programmed to be in countinously transmitting mode and the transmit duty cycle < 98 %, so, the output power and power density should be cacluated as Output Power = Measured power + Ducy factor
Power Spectral Density = Measured density + Duty factor

APPENDIX E - BANDWIDTH

Test Mode: UNII-1/TX A Mode_CH36/CH40/CH48

Channel	Frequency (MHz)	26 dB Bandwidth (MHz)	99% Occupied Bandwidth (MHz)
CH36	5180	22.35	17.10
CH40	5200	21.90	17.10
CH48	5240	22.15	17.10

TX CH36

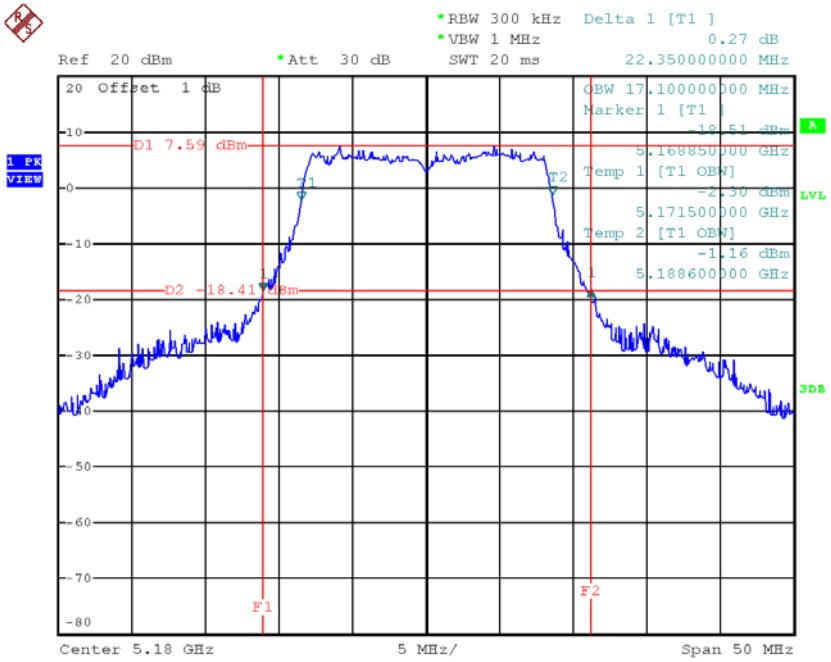

Date: 15.NOV.2018 18:57:28

TX CH40

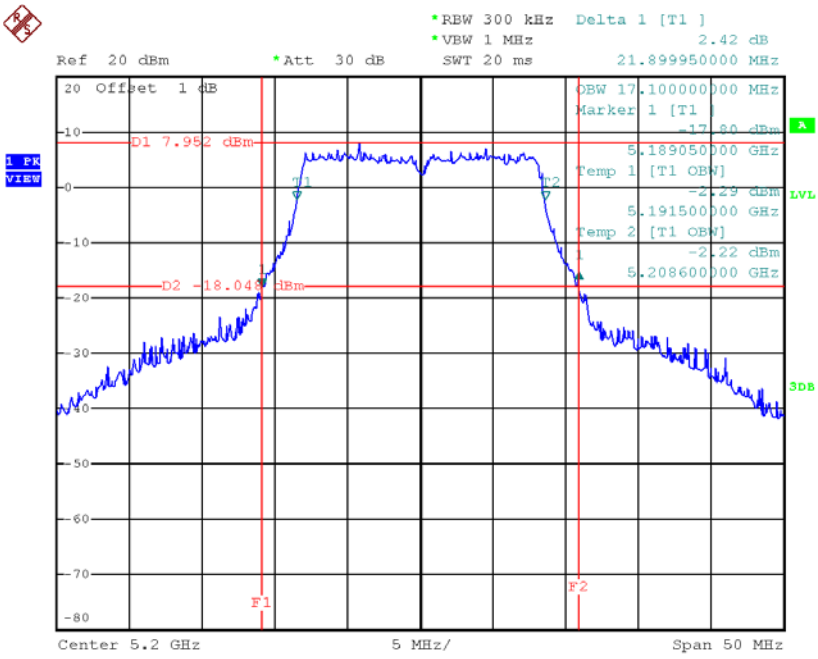

Date: 15.NOV.2018 18:59:50

TX CH48

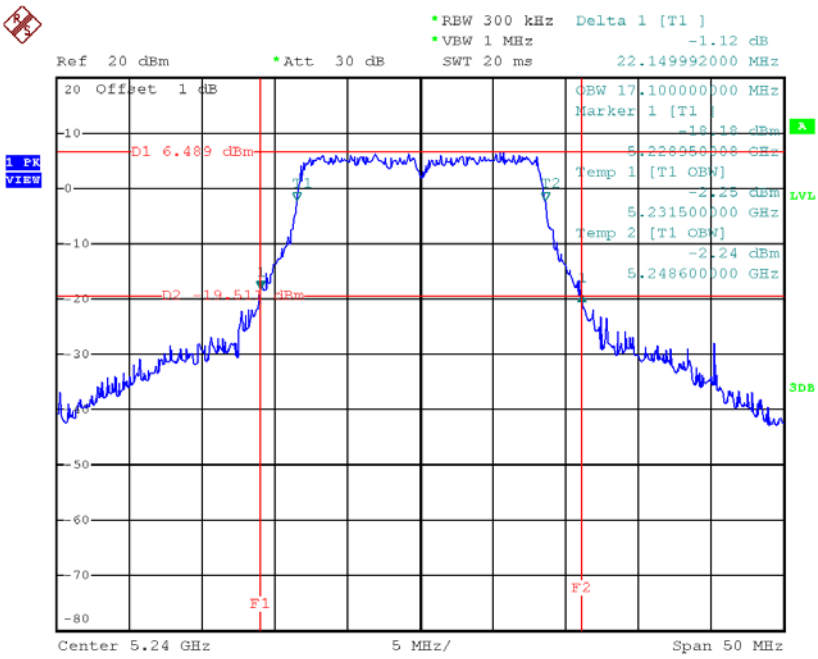

Date: 15.NOV.2018 19:01:52

Test Mode: UNII-1/TX N20 Mode_CH36/CH40/CH48

Channel	Frequency (MHz)	26 dB Bandwidth (MHz)	99% Occupied Bandwidth (MHz)
CH36	5180	22.55	18.10
CH40	5200	22.30	18.10
CH48	5240	22.50	18.10

TX CH36

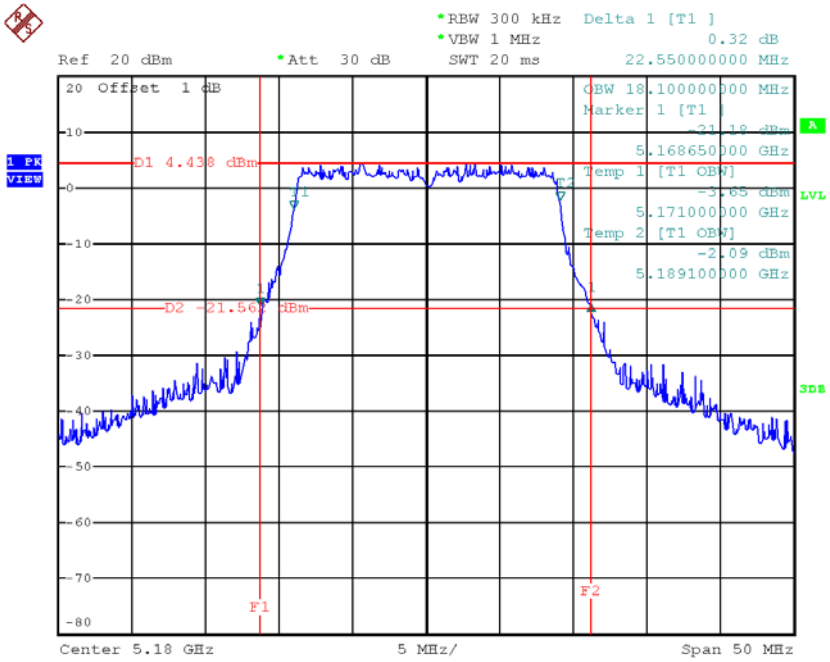

Date: 16.NOV.2018 10:22:56

TX CH40

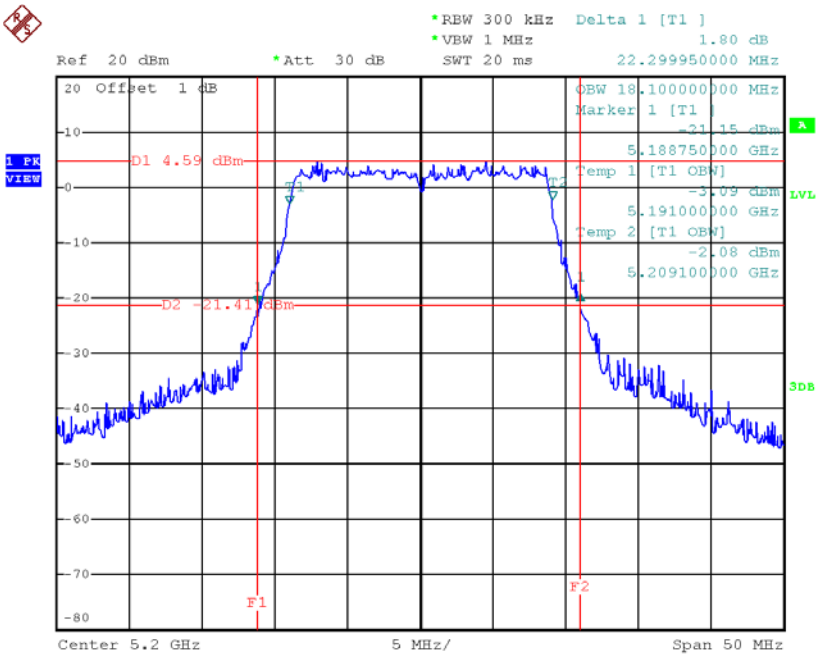

Date: 16.NOV.2018 10:20:25

TX CH48

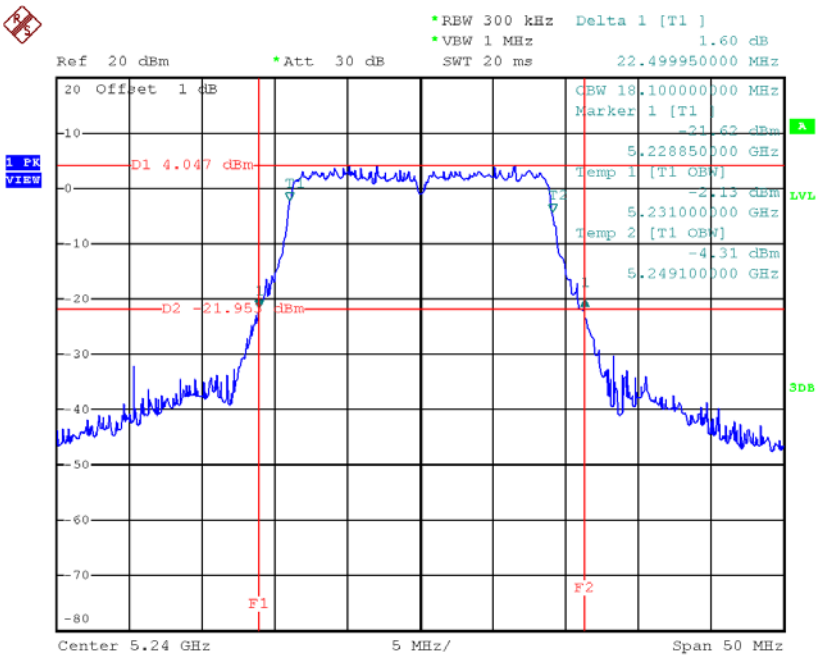

Date: 16.NOV.2018 10:17:11

Test Mode: UNII-1/TX N40 Mode_CH38/CH46			
Channel	Frequency (MHz)	26 dB Bandwidth (MHz)	99% Occupied Bandwidth (MHz)
CH38	5190	44.30	36.80
CH46	5230	44.41	36.80

TX CH38

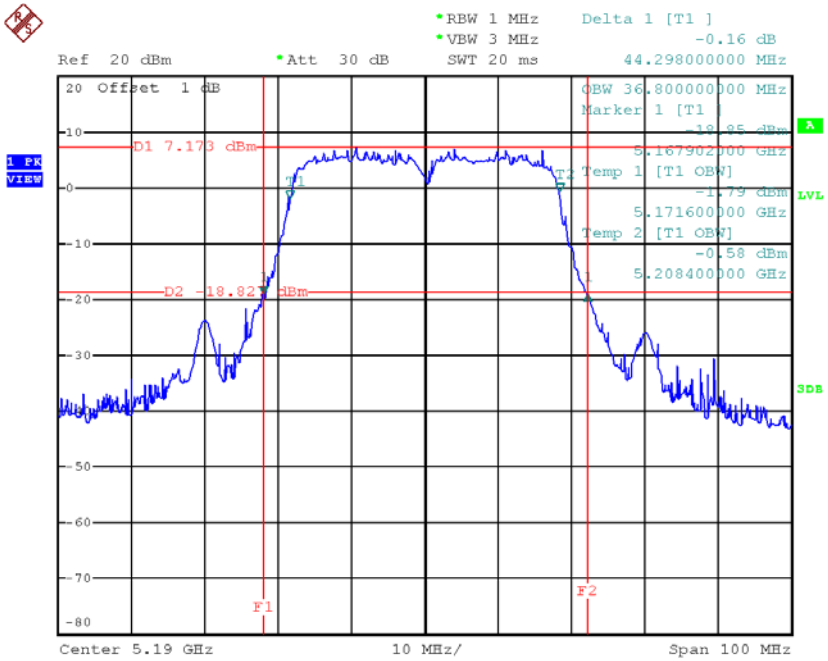

Date: 16.NOV.2018 10:29:39

TX CH46

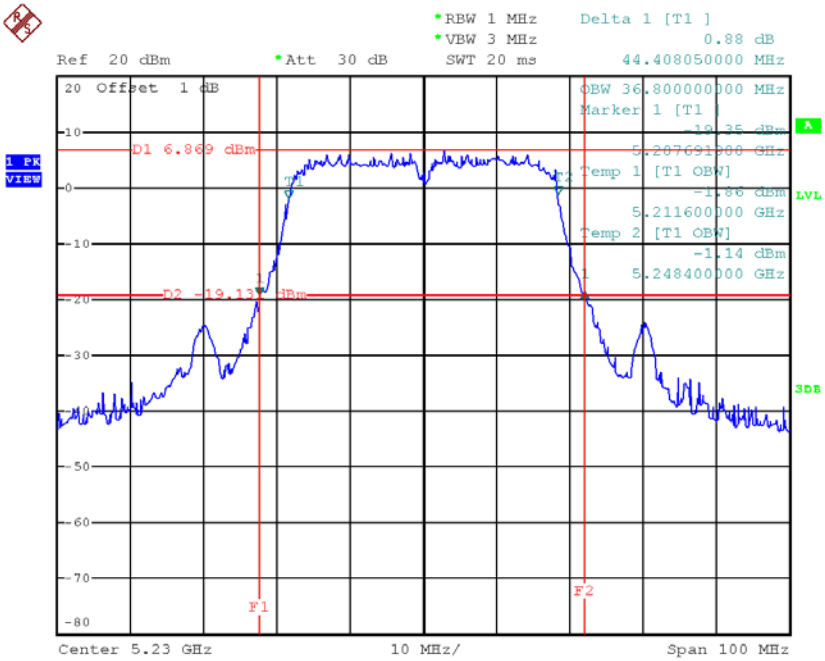

Date: 16.NOV.2018 10:37:27

Test Mode: UNII-2A/TX A Mode_CH52/CH60/CH64

Channel	Frequency (MHz)	26 dB Bandwidth (MHz)	99% Occupied Bandwidth (MHz)
CH52	5260	21.99	17.00
CH60	5300	22.35	17.10
CH64	5320	22.20	17.10

TX CH52

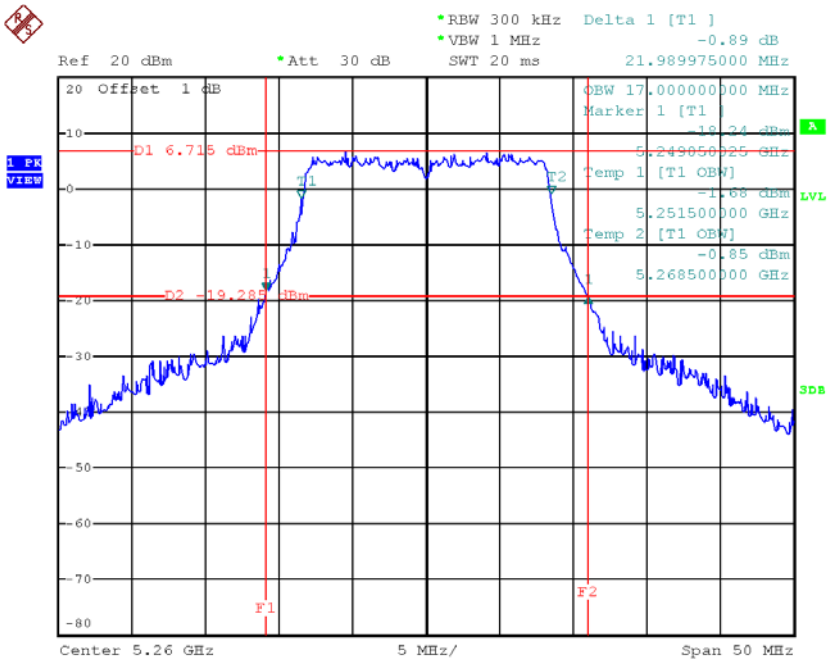

Date: 15.NOV.2018 19:03:25

TX CH60

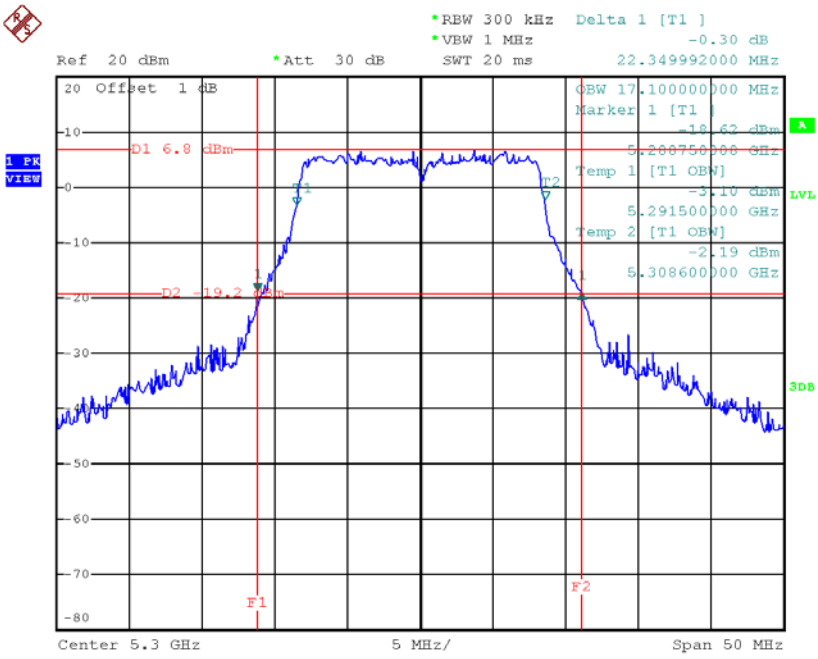

Date: 15.NOV.2018 19:04:51

TX CH64

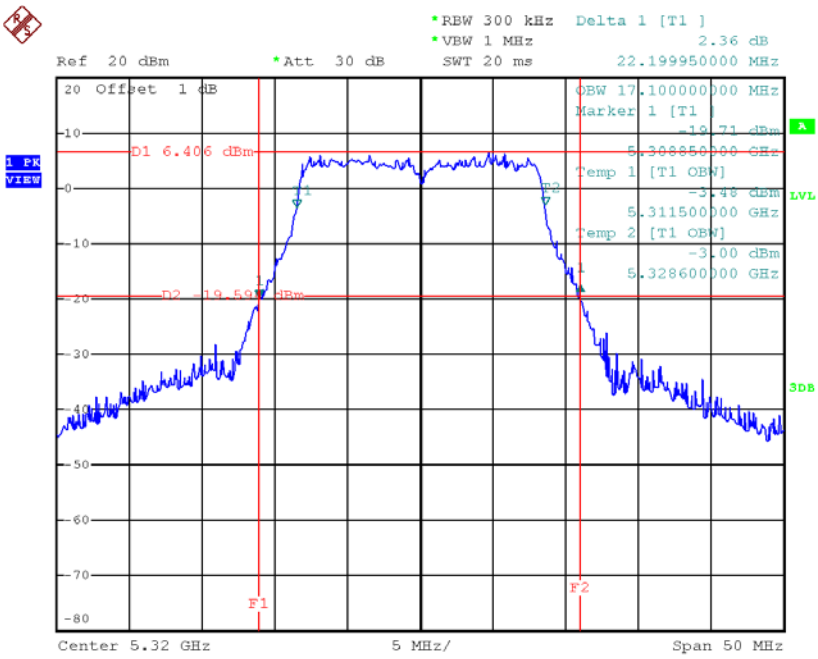

Date: 15.NOV.2018 19:06:09

Test Mode: UNII-2A/TX N20 Mode_CH52/CH60/CH64

Channel	Frequency (MHz)	26 dB Bandwidth (MHz)	99% Occupied Bandwidth (MHz)
CH52	5260	22.45	18.10
CH60	5300	22.19	18.10
CH64	5320	22.55	18.10

TX CH52

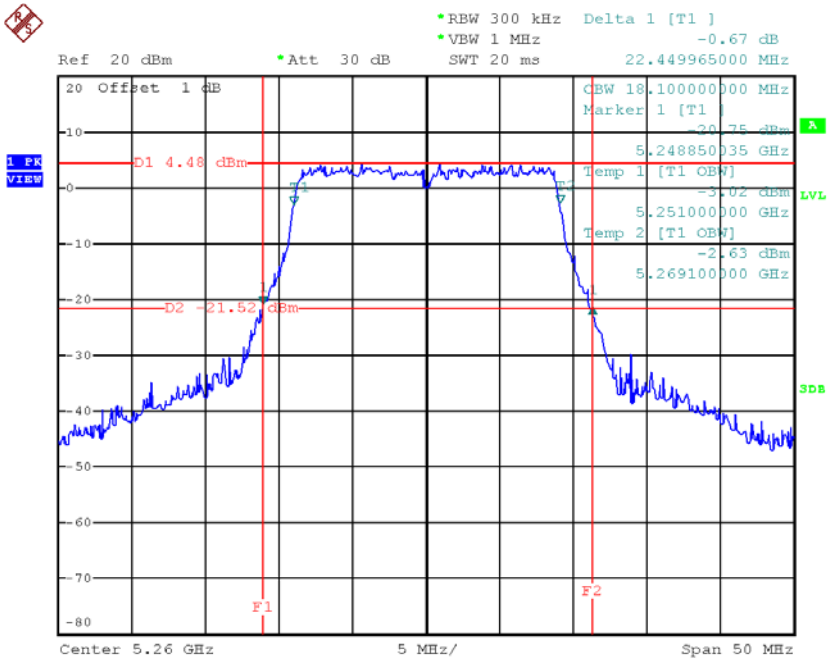

Date: 15.NOV.2018 19:33:37

TX CH60

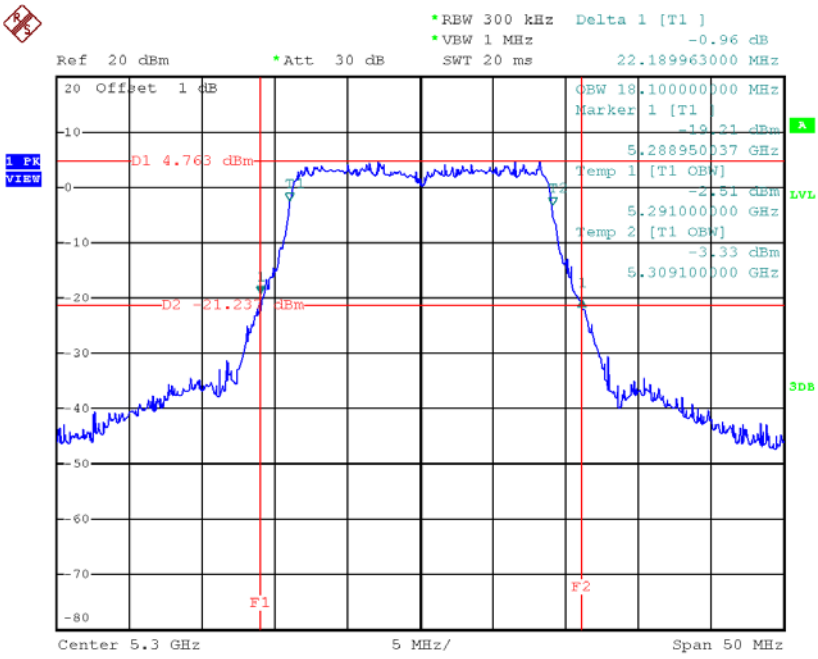

Date: 15.NOV.2018 19:30:18

TX CH64

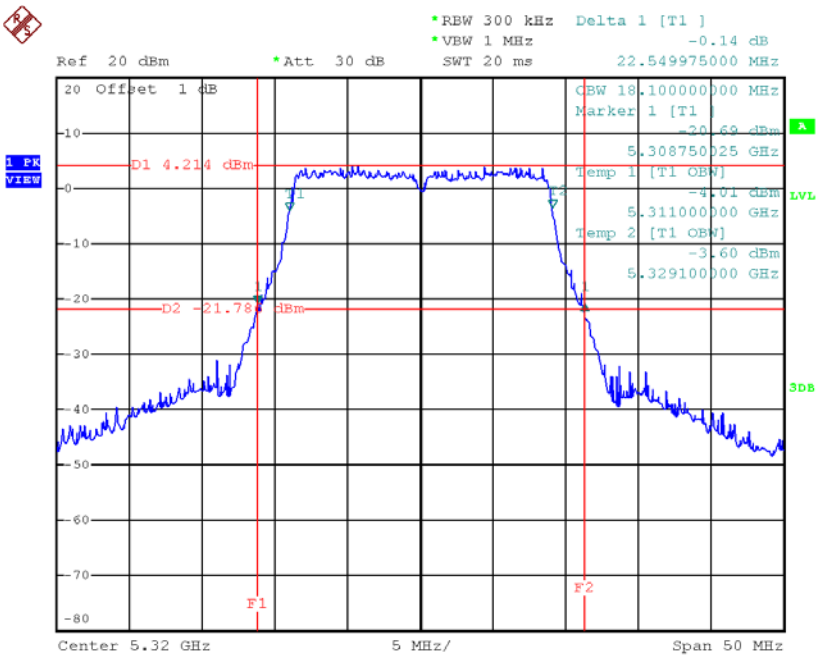

Date: 15.NOV.2018 19:28:55

Test Mode: UNII-2A/TX N40 Mode_CH54/CH62			
Channel	Frequency (MHz)	26 dB Bandwidth (MHz)	99% Occupied Bandwidth (MHz)
CH54	5270	44.60	36.80
CH62	5310	44.80	36.60

TX CH54

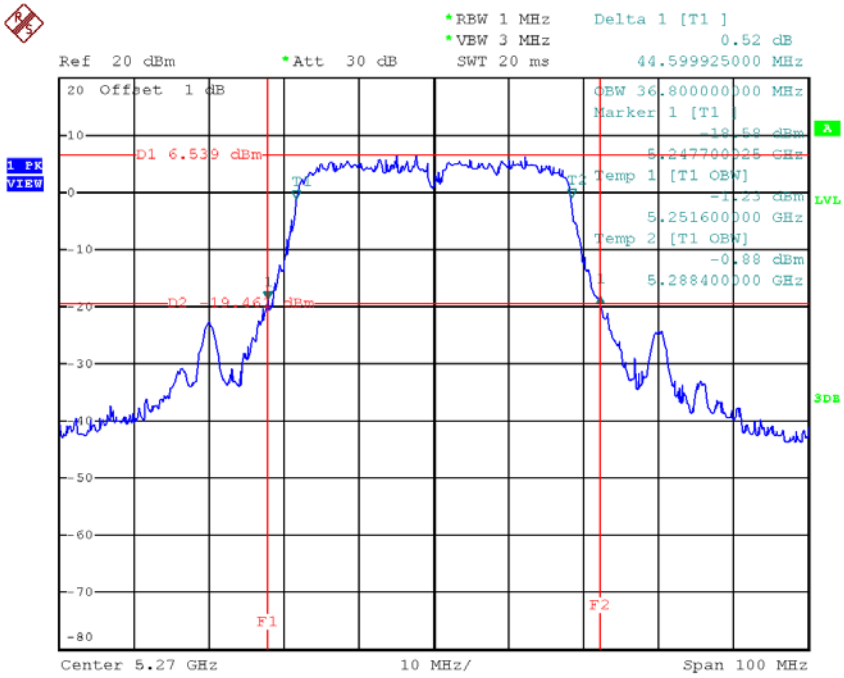

Date: 16.NOV.2018 10:40:42

TX CH62

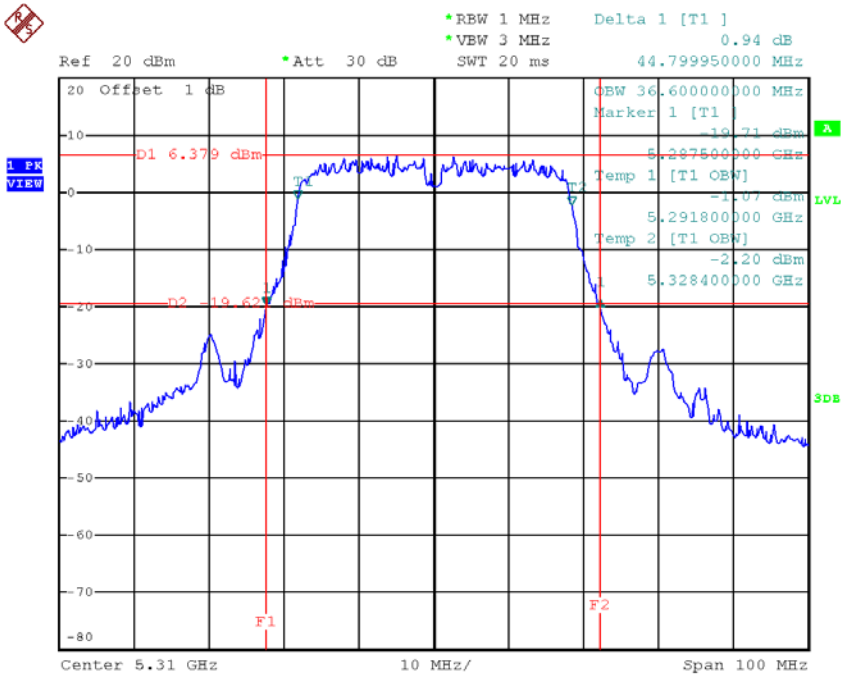

Date: 16.NOV.2018 10:44:15

Test Mode: UNII-2C/TX A Mode_CH100/CH116/CH140

Channel	Frequency (MHz)	26 dB Bandwidth (MHz)	99% Occupied Bandwidth (MHz)
CH100	5500	21.95	17.10
CH116	5580	22.20	17.10
CH140	5700	21.89	17.10

TX CH100

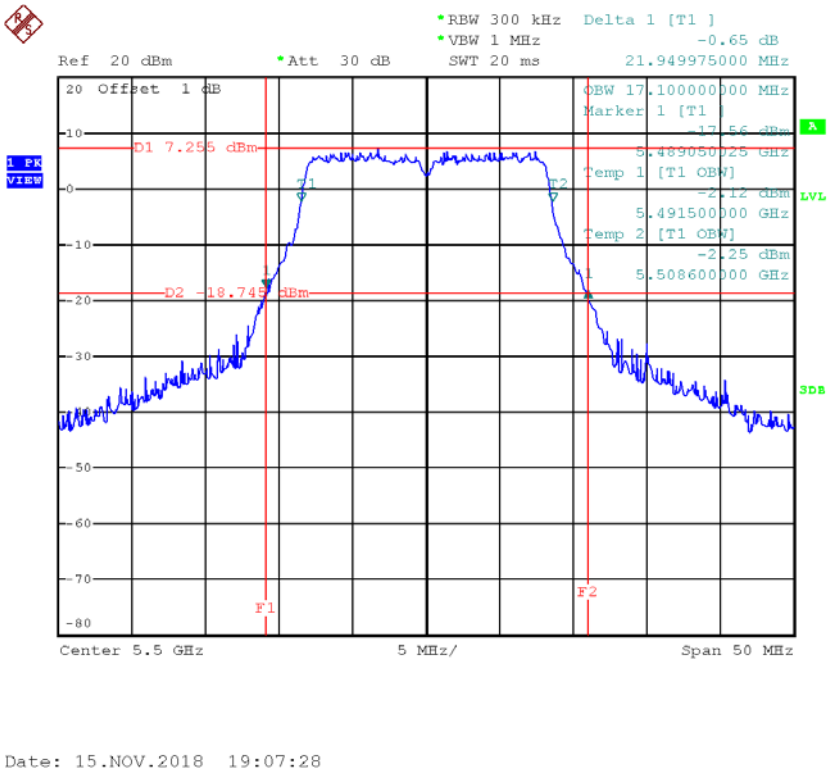

Date: 15.NOV.2018 19:07:28

TX CH116

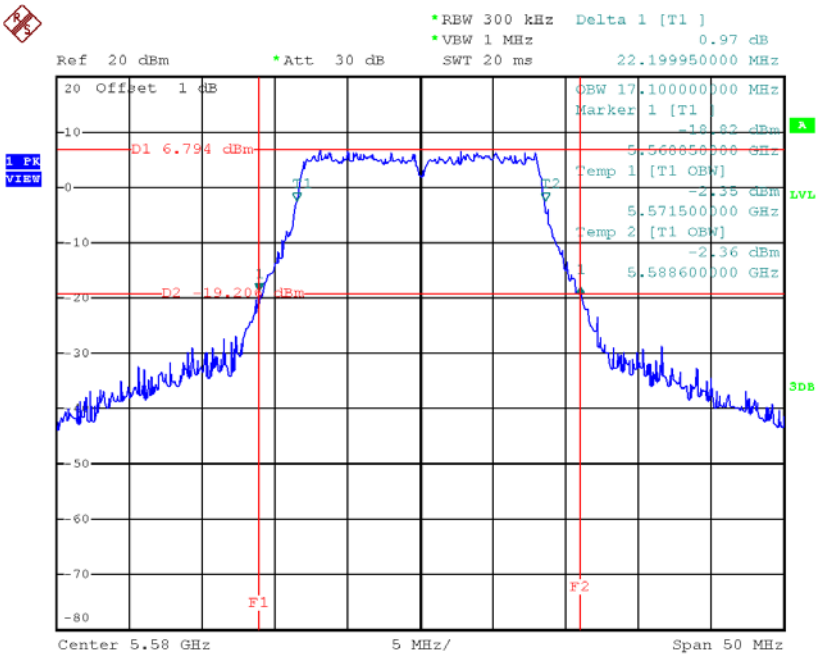

Date: 15.NOV.2018 19:08:54

TX CH140

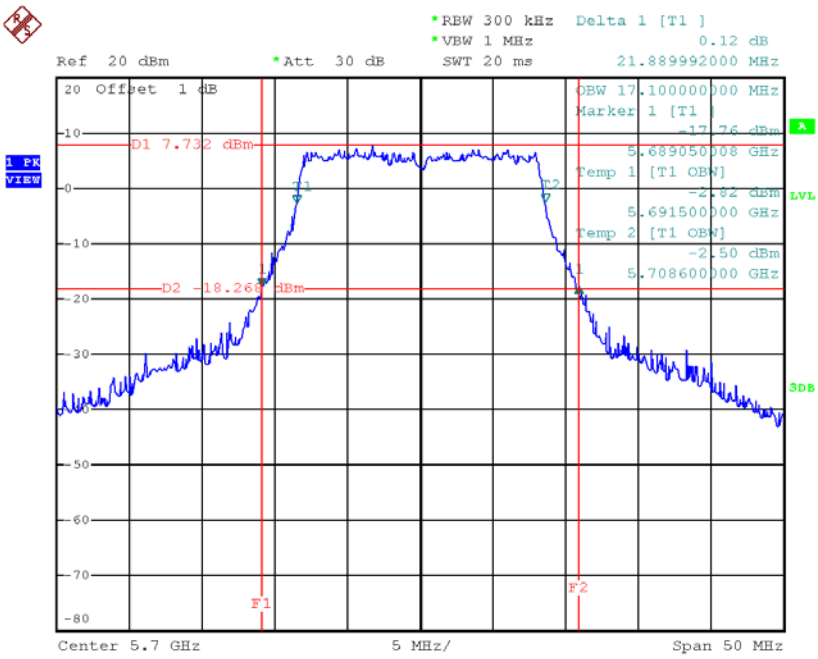

Date: 15.NOV.2018 19:10:26

Test Mode: UNII-2C/TX N20 Mode_CH100/CH116/CH140

Channel	Frequency (MHz)	26 dB Bandwidth (MHz)	99% Occupied Bandwidth (MHz)
CH100	5500	22.75	18.10
CH116	5580	22.75	18.10
CH140	5700	22.29	18.10

TX CH100

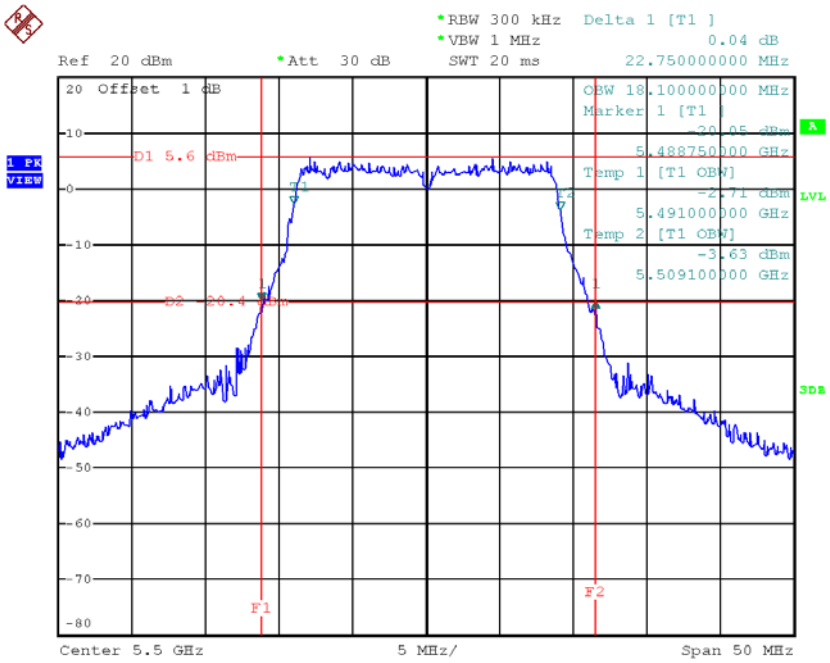

Date: 15.NOV.2018 19:27:20

TX CH116

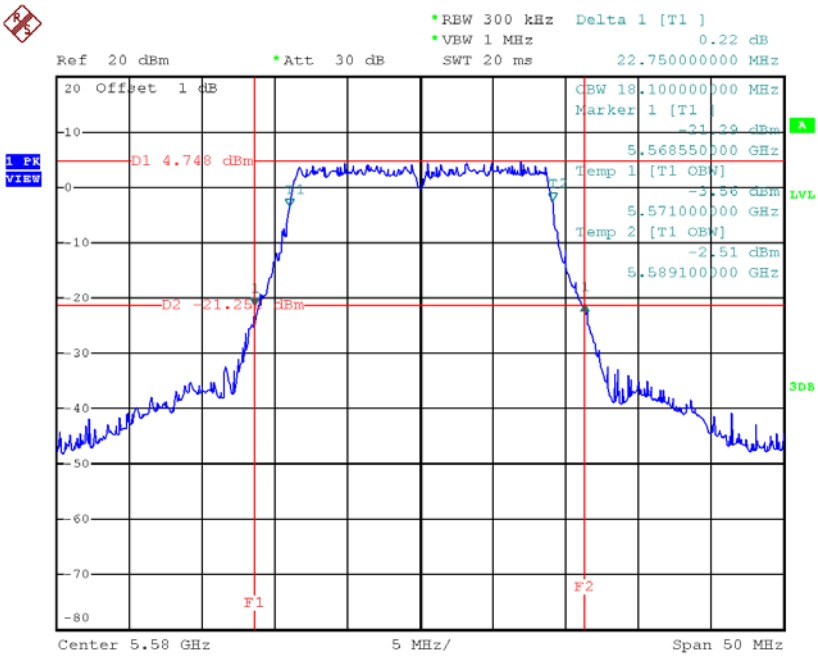

Date: 15.NOV.2018 19:25:56

TX CH140

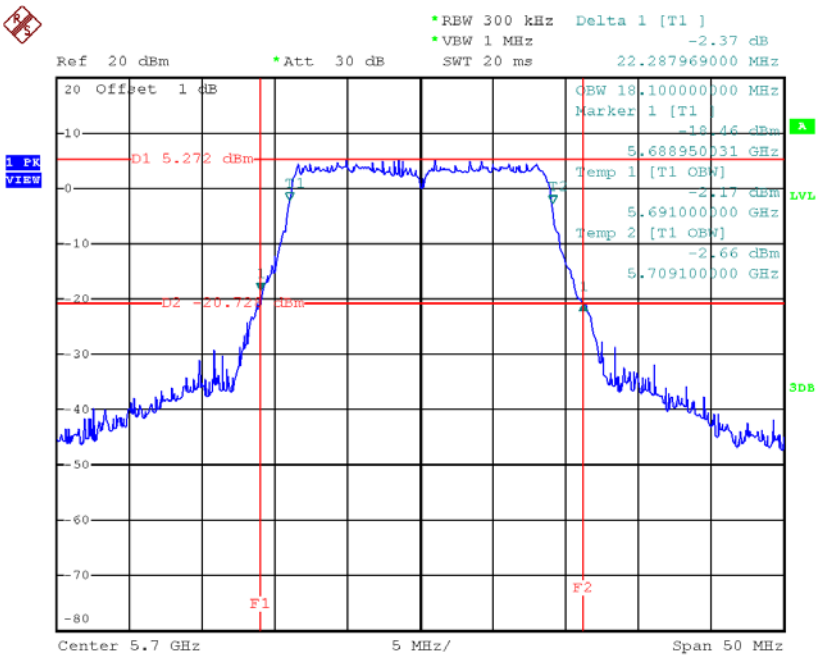

Date: 15.NOV.2018 19:24:08

Test Mode: UNII-2C/TX N40 Mode_CH102/CH110/CH134			
Channel	Frequency (MHz)	26 dB Bandwidth (MHz)	99% Occupied Bandwidth (MHz)
CH102	5510	44.20	36.80
CH110	5550	44.70	36.80
CH134	5670	44.60	36.80

TX CH102

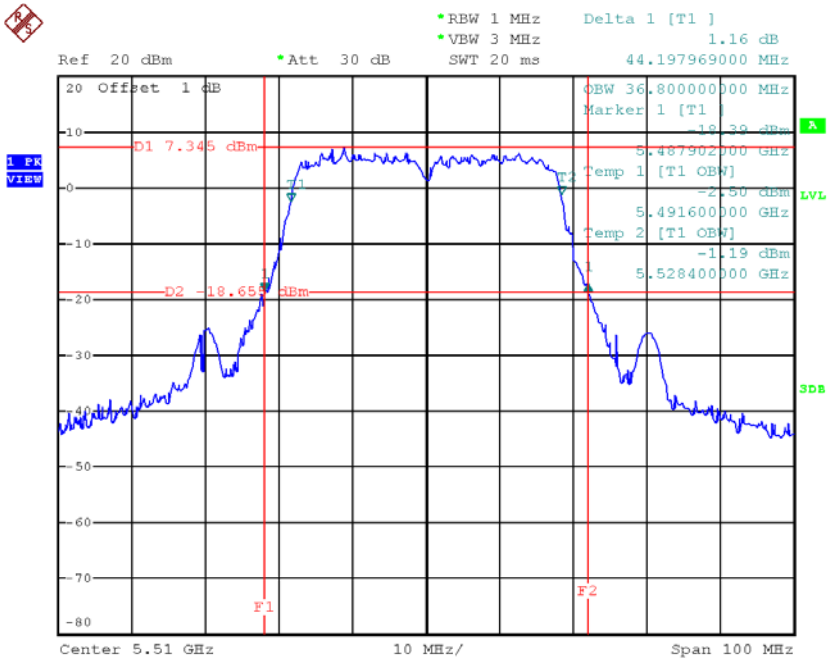

Date: 16.NOV.2018 10:48:25

TX CH110

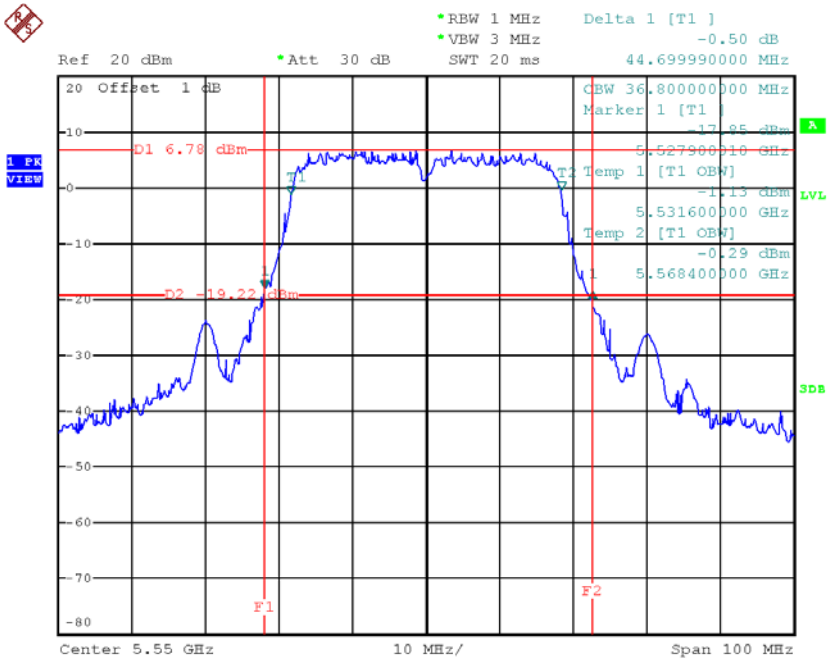

Date: 16.NOV.2018 10:51:19

TX CH134

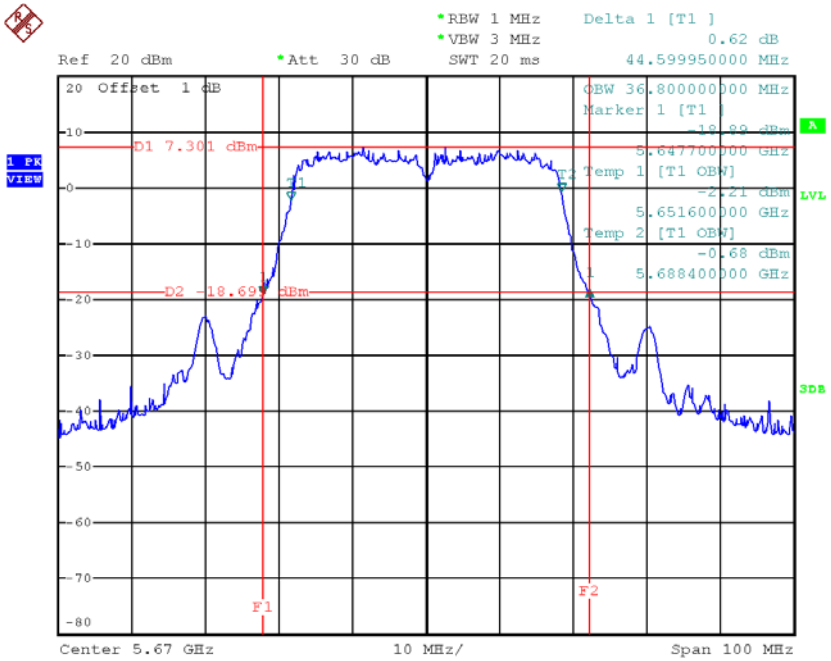

Date: 16.NOV.2018 10:53:44

Test Mode: UNII-3/ TX A Mode_CH149/CH157/CH165				
Channel	Frequency (MHz)	6dB Bandwidth (MHz)	99% Occupied Bandwidth (MHz)	Limit (kHz)
CH149	5745	16.60	16.50	>=500
CH157	5785	16.55	16.50	>=500
CH165	5825	16.55	16.50	>=500

TX CH 149

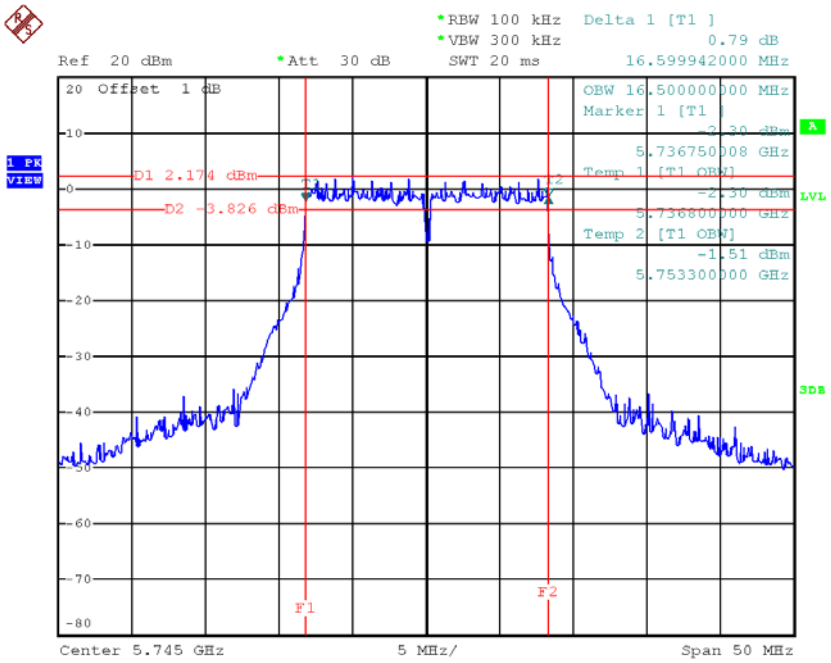

Date: 15.NOV.2018 19:11:54

TX CH 157

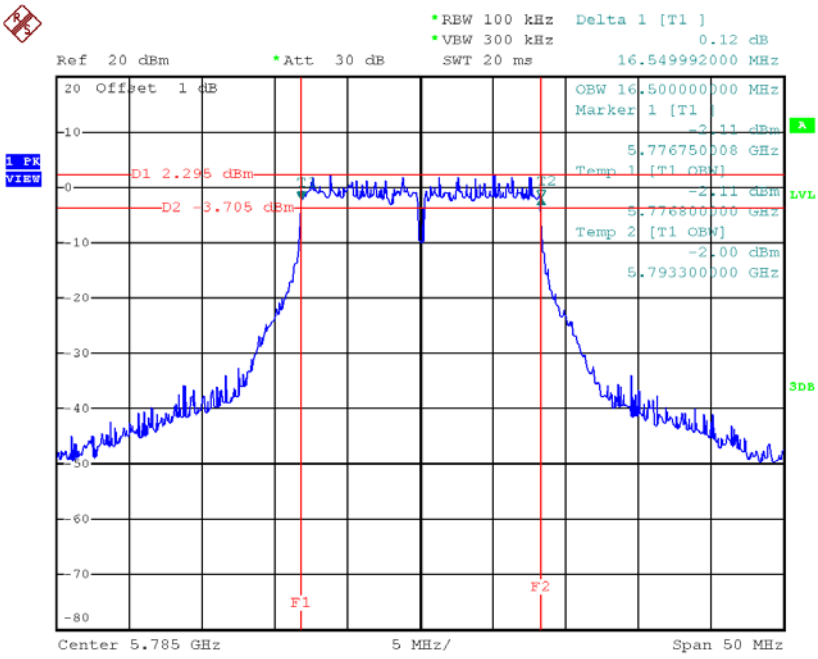

Date: 15.NOV.2018 19:13:27

TX CH 165

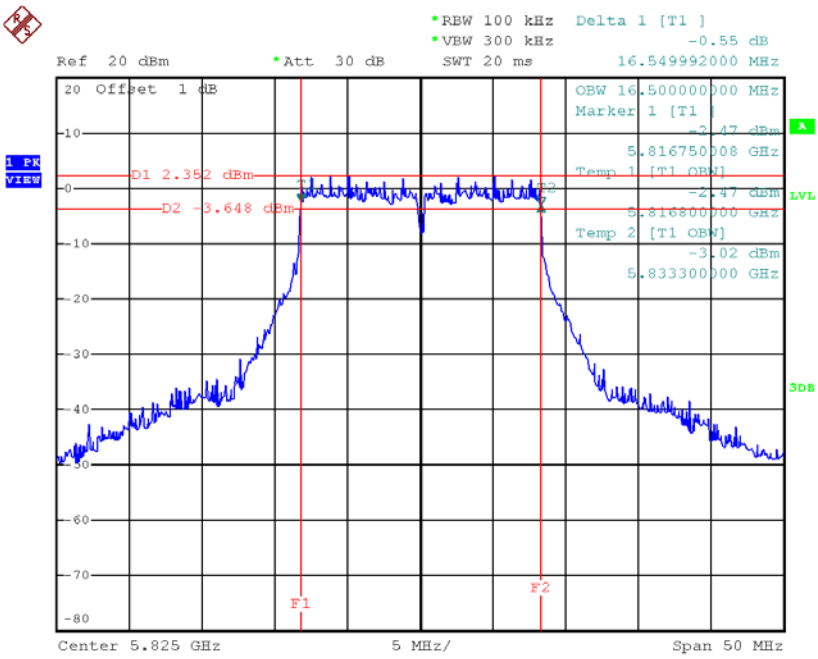

Date: 15.NOV.2018 19:14:47

Test Mode: UNII-3/ TX N20 Mode_CH149/CH157/CH165				
Channel	Frequency (MHz)	6dB Bandwidth (MHz)	99% Occupied Bandwidth (MHz)	Limit (kHz)
CH149	5745	17.80	17.70	>=500
CH157	5785	17.75	17.70	>=500
CH165	5825	17.81	17.70	>=500

TX CH 149

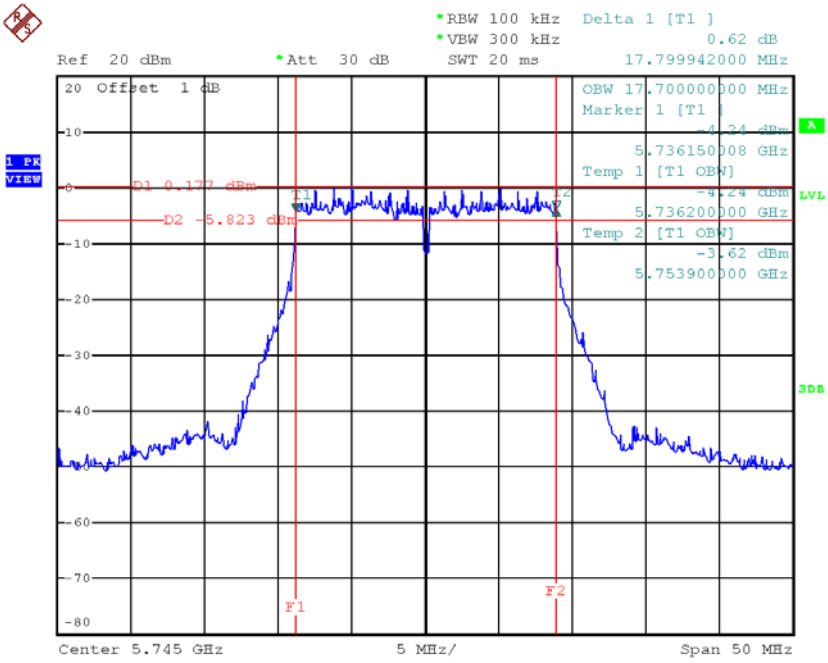

Date: 15.NOV.2018 19:21:11

TX CH 157

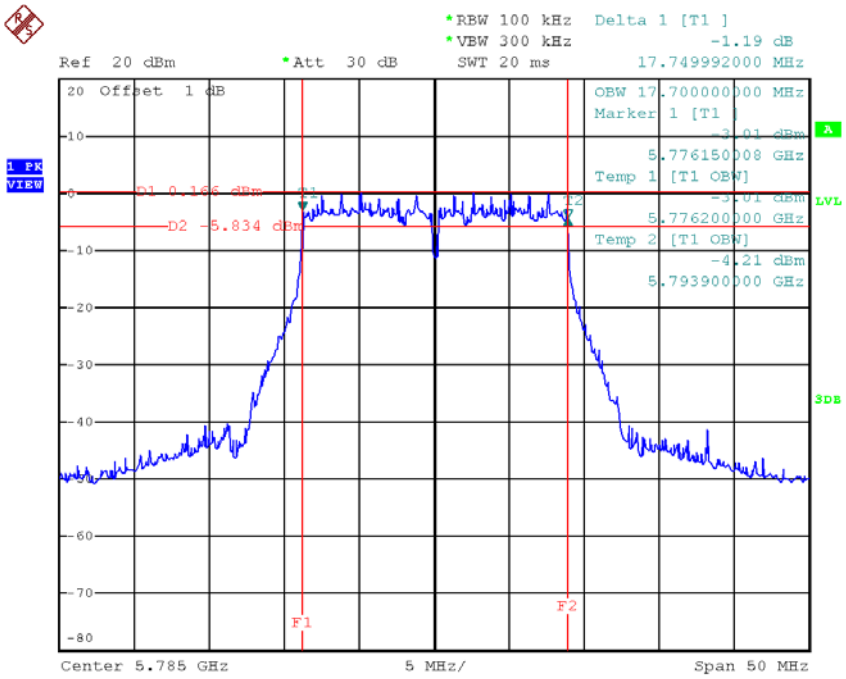

Date: 15.NOV.2018 19:22:34

TX CH 165

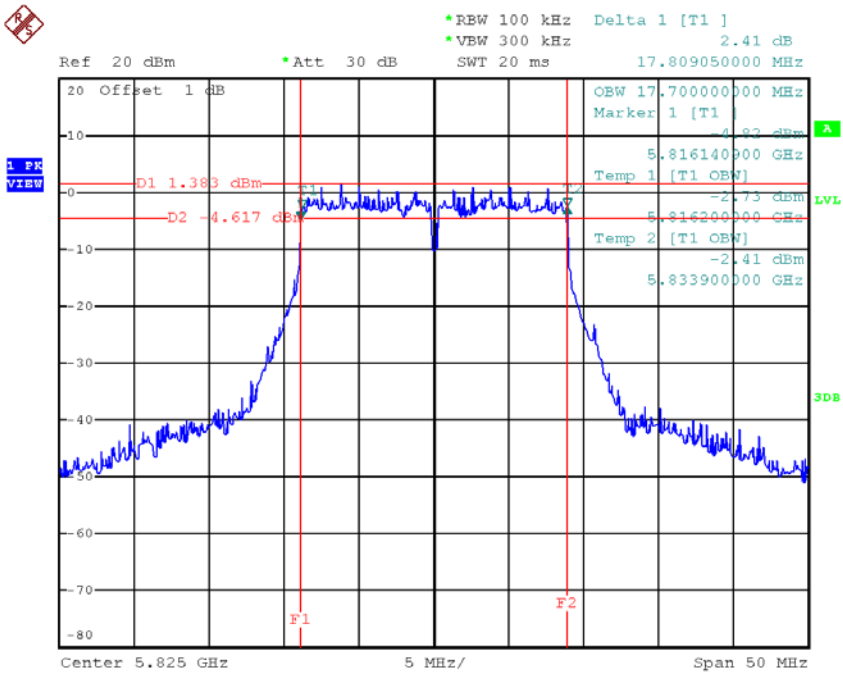

Date: 15.NOV.2018 19:17:15

Test Mode: UNII-3/ TX N40 Mode_CH151/CH159

Channel	Frequency (MHz)	6dB Bandwidth (MHz)	99% Occupied Bandwidth (MHz)	Limit (kHz)
CH151	5755	35.80	36.20	>=500
CH159	5795	35.20	36.00	>=500

TX CH 151

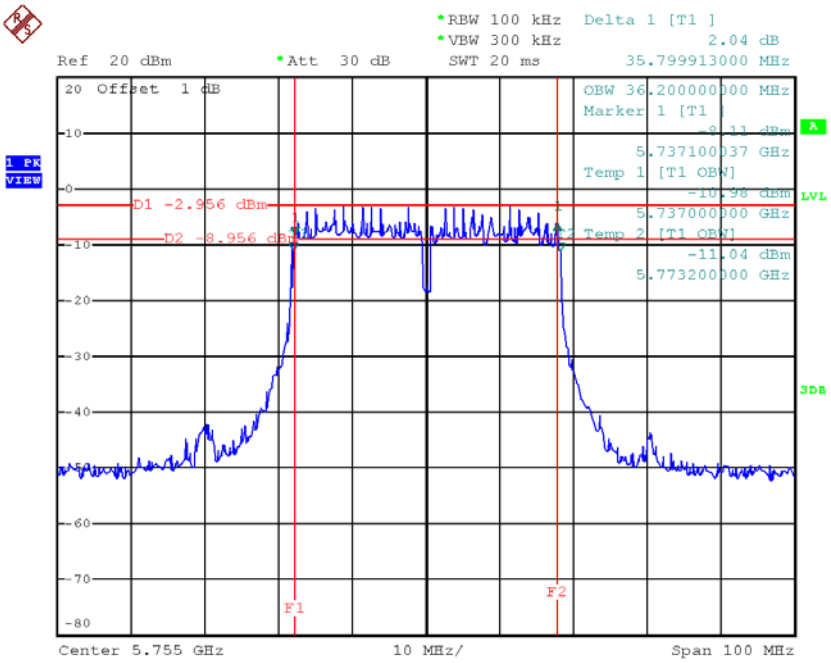

Date: 16.NOV.2018 10:57:37

TX CH 159

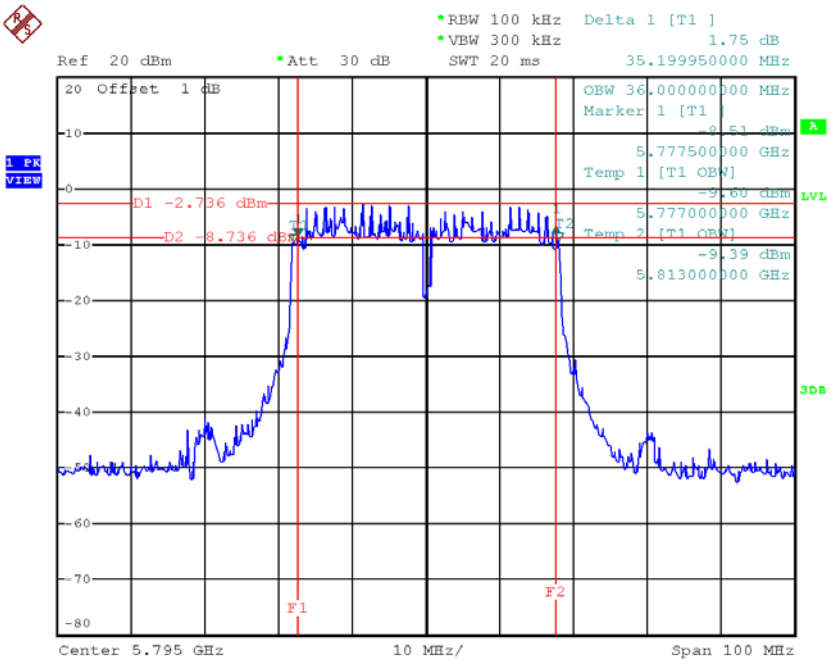

Date: 16.NOV.2018 10:59:59

APPENDIX F - MAXIMUM OUTPUT POWER

Test Mode: UNII-1/TX A Mode

Channel	Frequency (MHz)	Output Power (dBm)	Duty Factor	Output Power + Duty Factor (dBm)	Limit (dBm)	Limit (Watt)
CH36	5180	13.48	1.23	14.71	30.00	1.00
CH40	5200	13.73	1.23	14.96	30.00	1.00
CH48	5240	13.83	1.23	15.06	30.00	1.00

Test Mode: UNII-1/TX N20 Mode

Channel	Frequency (MHz)	Output Power (dBm)	Duty Factor	Output Power + Duty Factor (dBm)	Limit (dBm)	Limit (Watt)
CH36	5180	11.73	1.40	13.13	30.00	1.00
CH40	5200	11.86	1.40	13.26	30.00	1.00
CH48	5240	11.95	1.40	13.35	30.00	1.00

Test Mode: UNII-1/TX N40 Mode

Channel	Frequency (MHz)	Output Power (dBm)	Duty Factor	Output Power + Duty Factor (dBm)	Limit (dBm)	Limit (Watt)
CH38	5190	10.03	2.88	12.91	30.00	1.00
CH46	5230	9.58	2.88	12.46	30.00	1.00

Test Mode: UNII-2A/TX A Mode						
Channel	Frequency (MHz)	Output Power (dBm)	Duty Factor	Output Power + Duty Factor (dBm)	Limit (dBm)	Limit (Watt)
CH52	5260	13.78	1.23	15.01	24.00	0.25
CH60	5300	13.56	1.23	14.79	24.00	0.25
CH64	5320	13.42	1.23	14.65	24.00	0.25

Test Mode: UNII-2A/TX N20 Mode						
Channel	Frequency (MHz)	Output Power (dBm)	Duty Factor	Output Power + Duty Factor (dBm)	Limit (dBm)	Limit (Watt)
CH52	5260	12.04	1.40	13.44	24.00	0.25
CH60	5300	11.93	1.40	13.33	24.00	0.25
CH64	5320	11.60	1.40	13.00	24.00	0.25

Test Mode: UNII-2A/TX N40 Mode						
Channel	Frequency (MHz)	Output Power (dBm)	Duty Factor	Output Power + Duty Factor (dBm)	Limit (dBm)	Limit (Watt)
CH54	5270	8.79	2.88	11.67	24.00	0.25
CH62	5310	7.81	2.88	10.69	24.00	0.25

Test Mode: UNII-2C/TX A Mode						
Channel	Frequency (MHz)	Output Power (dBm)	Duty Factor	Output Power + Duty Factor (dBm)	Limit (dBm)	Limit (Watt)
CH100	5500	13.82	1.23	15.05	24.00	0.25
CH116	5580	13.61	1.23	14.84	24.00	0.25
CH140	5700	13.64	1.23	14.87	24.00	0.25

Test Mode: UNII-2C/TX N20 Mode						
Channel	Frequency (MHz)	Output Power (dBm)	Duty Factor	Output Power + Duty Factor (dBm)	Limit (dBm)	Limit (Watt)
CH100	5500	11.89	1.40	13.29	24.00	0.25
CH116	5580	11.78	1.40	13.18	24.00	0.25
CH140	5700	11.83	1.40	13.23	24.00	0.25

Test Mode: UNII-2C/TX N40 Mode						
Channel	Frequency (MHz)	Output Power (dBm)	Duty Factor	Output Power + Duty Factor (dBm)	Limit (dBm)	Limit (Watt)
CH102	5510	7.25	2.88	10.13	24.00	0.25
CH110	5550	7.94	2.88	10.82	24.00	0.25
CH134	5670	9.70	2.88	12.58	24.00	0.25

Test Mode: UNII-3/ TX A Mode						
Channel	Frequency (MHz)	Output Power (dBm)	Duty Factor	Output Power + Duty Factor (dBm)	Limit (dBm)	Limit (Watt)
CH149	5745	12.63	1.23	13.86	30.00	1.00
CH157	5785	12.90	1.23	14.13	30.00	1.00
CH165	5825	13.03	1.23	14.26	30.00	1.00

Test Mode: UNII-3/TX N20 Mode						
Channel	Frequency (MHz)	Output Power (dBm)	Duty Factor	Output Power + Duty Factor (dBm)	Limit (dBm)	Limit (Watt)
CH149	5745	10.72	1.40	12.12	30.00	1.00
CH157	5785	10.96	1.40	12.36	30.00	1.00
CH165	5825	11.18	1.40	12.58	30.00	1.00

Test Mode: UNII-3/ TX N40 Mode						
Channel	Frequency (MHz)	Output Power (dBm)	Duty Factor	Output Power + Duty Factor (dBm)	Limit (dBm)	Limit (Watt)
CH151	5755	10.57	2.88	13.45	30.00	1.00
CH159	5795	10.58	2.88	13.46	30.00	1.00

APPENDIX G - POWER SPECTRAL DENSITY

Test Mode: UNII-1/ TX A Mode_CH36/CH40/CH48

Channel	Frequency (MHz)	Power Density (dBm/MHz)	Duty Factor	Power Density + Duty Factor (dBm/MHz)	Limit (dBm/MHz)
CH36	5180	1.73	1.23	2.96	17.00
CH40	5200	1.69	1.23	2.92	17.00
CH48	5240	1.30	1.23	2.53	17.00

CH36

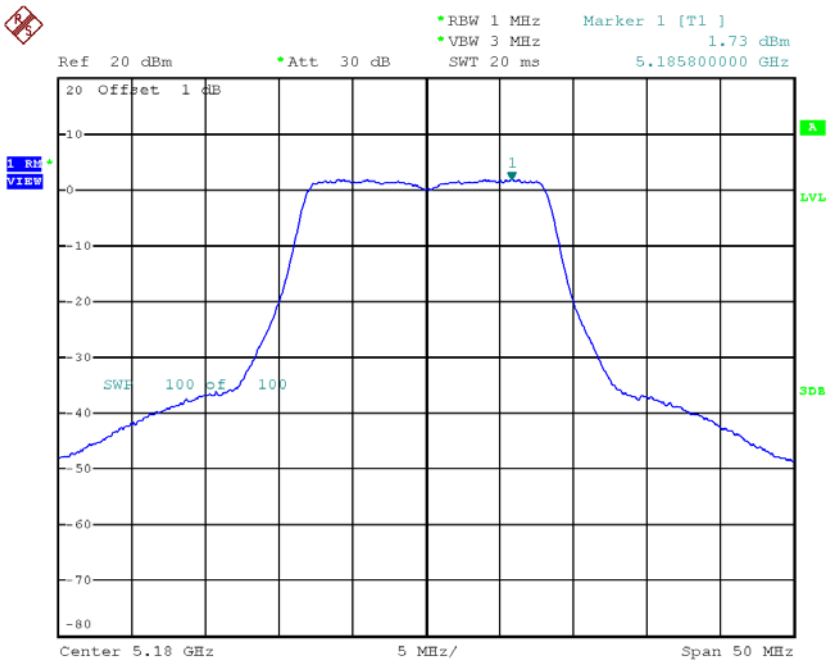

Date: 15.NOV.2018 18:57:36

CH40

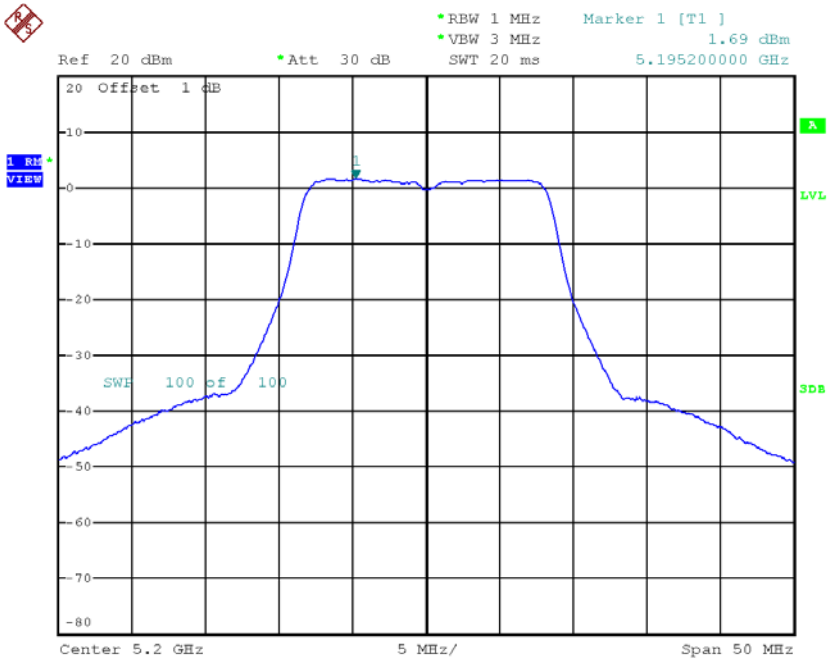

Date: 15.NOV.2018 18:59:59

CH48

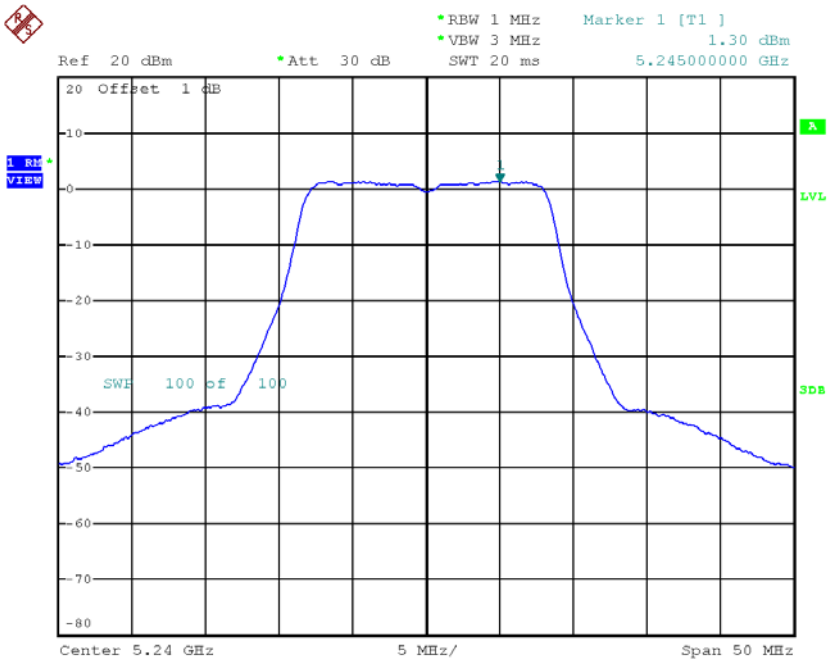

Date: 15.NOV.2018 19:02:00

Test Mode: UNII-1/TX N20 Mode_CH36/CH40/CH48					
Channel	Frequency (MHz)	Power Density (dBm/MHz)	Duty Factor	Power Density + Duty Factor (dBm/MHz)	Limit (dBm/MHz)
CH36	5180	-9.65	1.40	-8.25	17.00
CH40	5200	-2.79	1.40	-1.39	17.00
CH48	5240	-2.88	1.40	-1.48	17.00

CH36

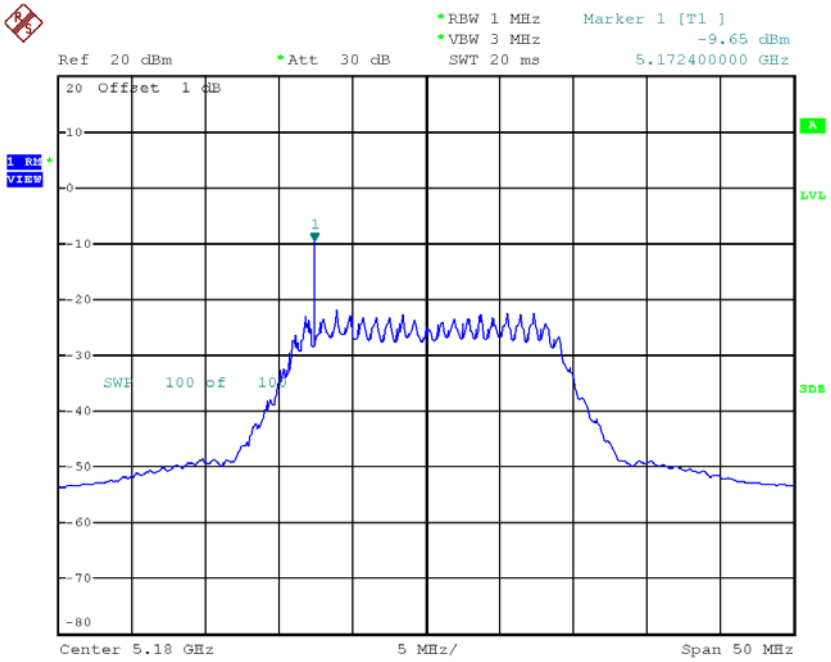

CH40

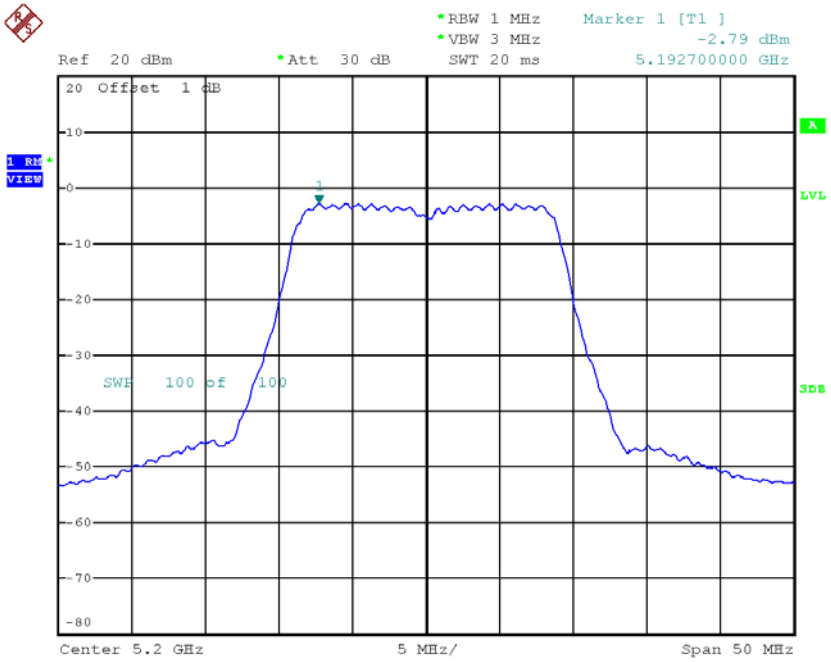

Date: 16.NOV.2018 10:32:39

CH48

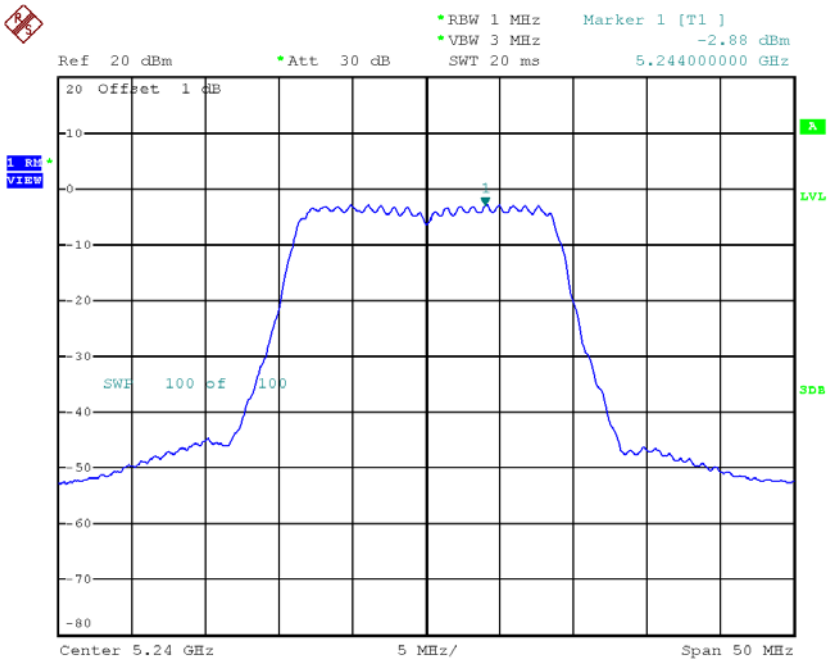

Date: 16.NOV.2018 10:17:20

Test Mode: UNII-1/TX N40 Mode_CH38/CH46					
Channel	Frequency (MHz)	Power Density (dBm/MHz)	Duty Factor	Power Density + Duty Factor (dBm/MHz)	Limit (dBm/MHz)
CH38	5190	-6.71	2.88	-3.83	17.00
CH46	5230	-7.28	2.88	-4.40	17.00

CH38

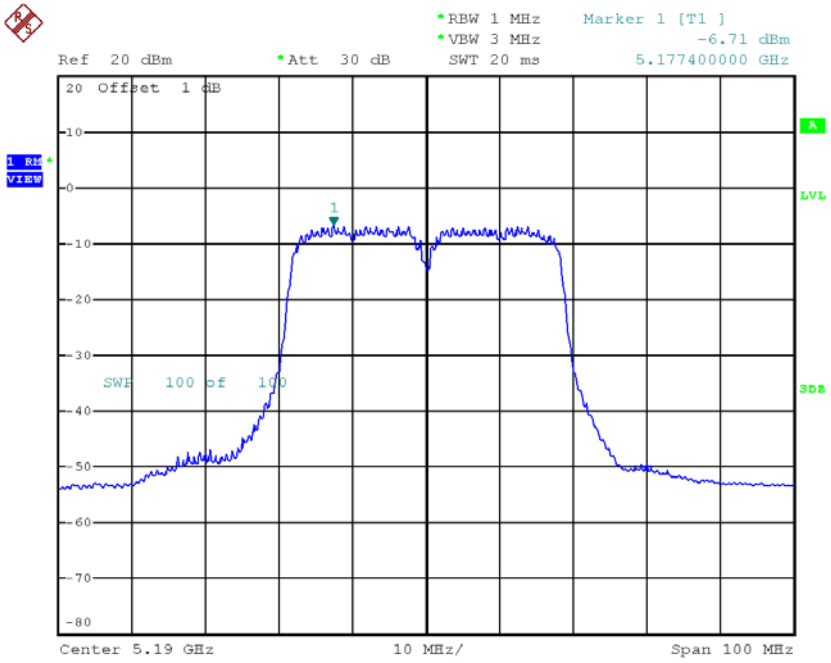

Date: 16.NOV.2018 10:29:51

CH46

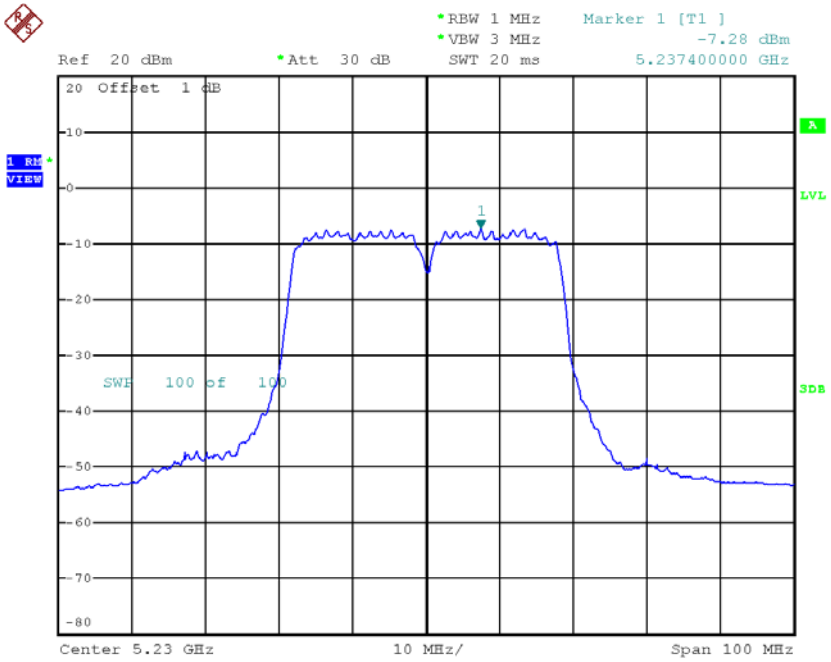

Date: 16.NOV.2018 10:37:38

Test Mode: UNII-2A/ TX A Mode_CH52/CH60/CH64

Channel	Frequency (MHz)	Power Density (dBm/MHz)	Duty Factor	Power Density + Duty Factor (dBm/MHz)	Limit (dBm/MHz)
CH52	5260	1.14	1.23	2.37	11.00
CH60	5300	1.17	1.23	2.40	11.00
CH64	5320	0.80	1.23	2.03	11.00

CH52

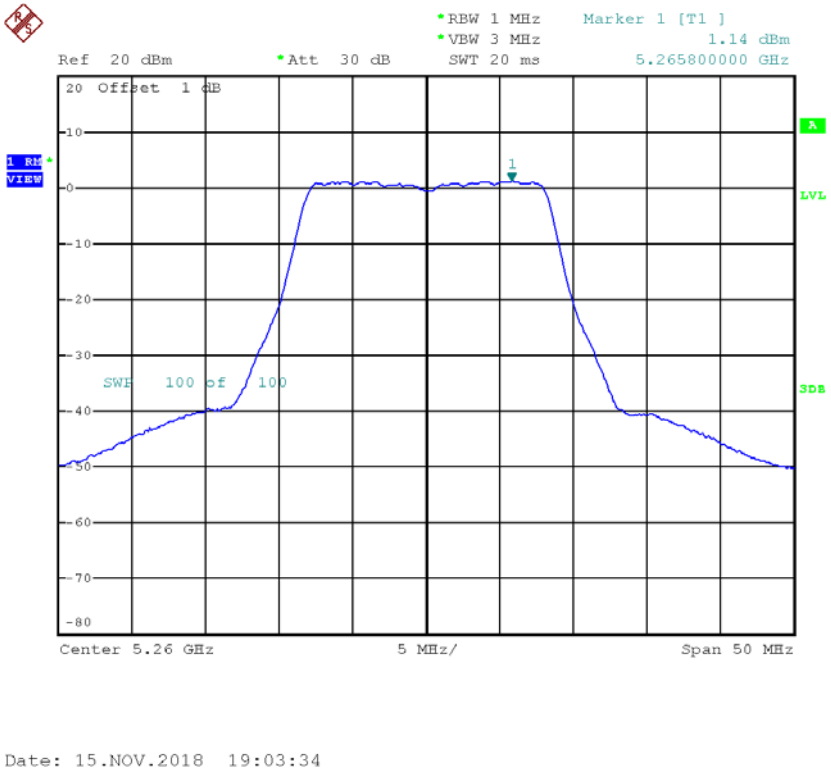

CH60

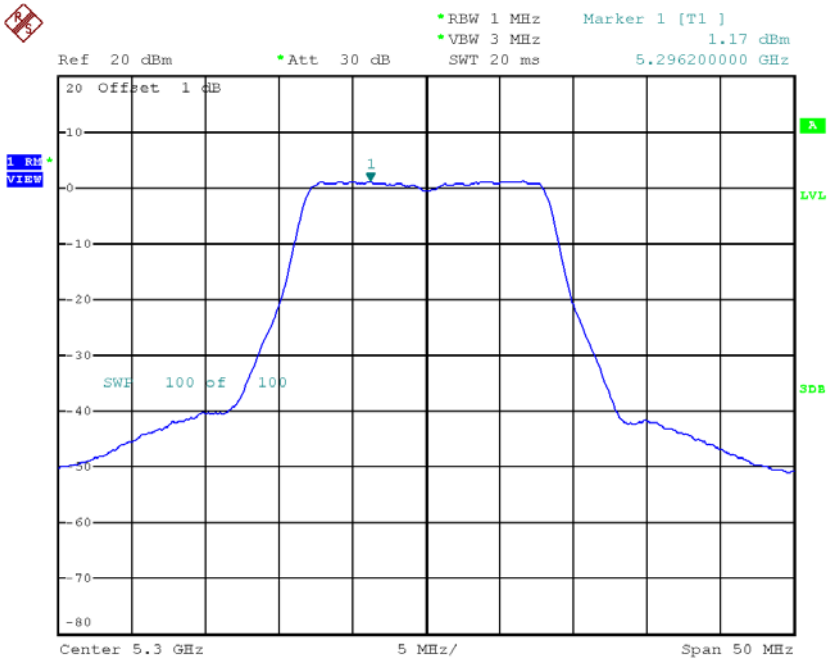

Date: 15.NOV.2018 19:05:00

CH64

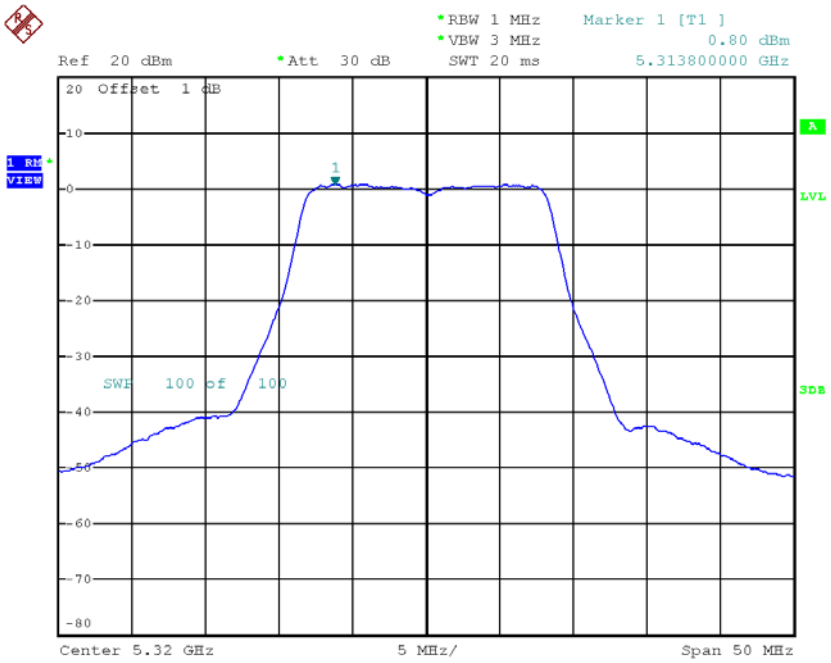

Date: 15.NOV.2018 19:06:17

Test Mode: UNII-2A/TX N20 Mode_CH52/CH60/CH64

Channel	Frequency (MHz)	Power Density (dBm/MHz)	Duty Factor	Power Density + Duty Factor (dBm/MHz)	Limit (dBm/MHz)
CH52	5260	-0.23	1.40	1.17	11.00
CH60	5300	-1.17	1.40	0.23	11.00
CH64	5320	-1.44	1.40	-0.04	11.00

CH52

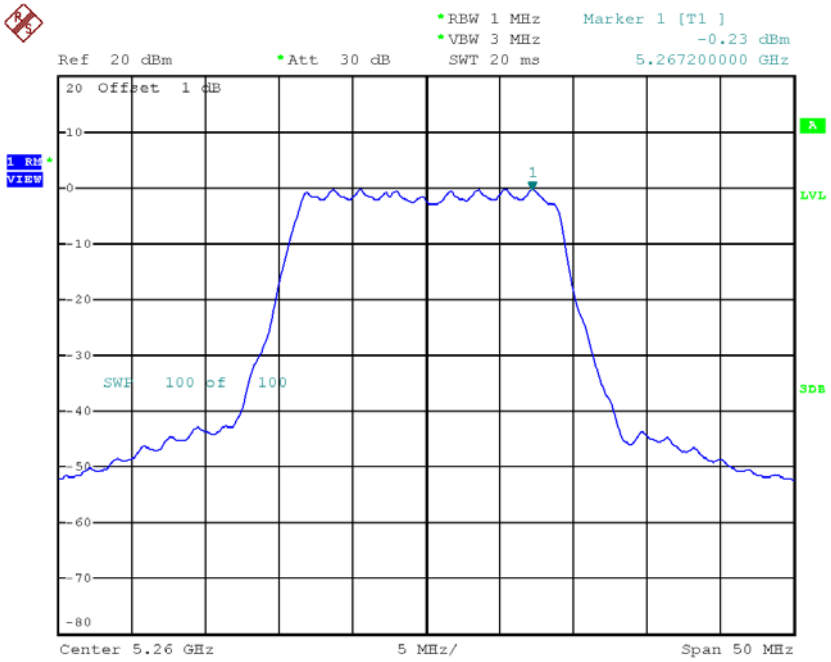

Date: 15.NOV.2018 19:33:45

CH60

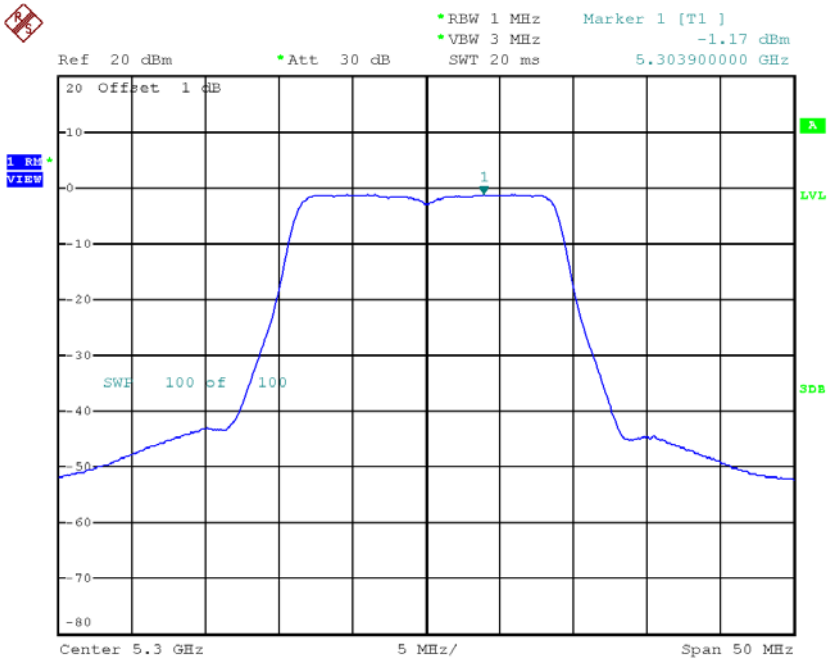

Date: 15.NOV.2018 19:30:26

CH64

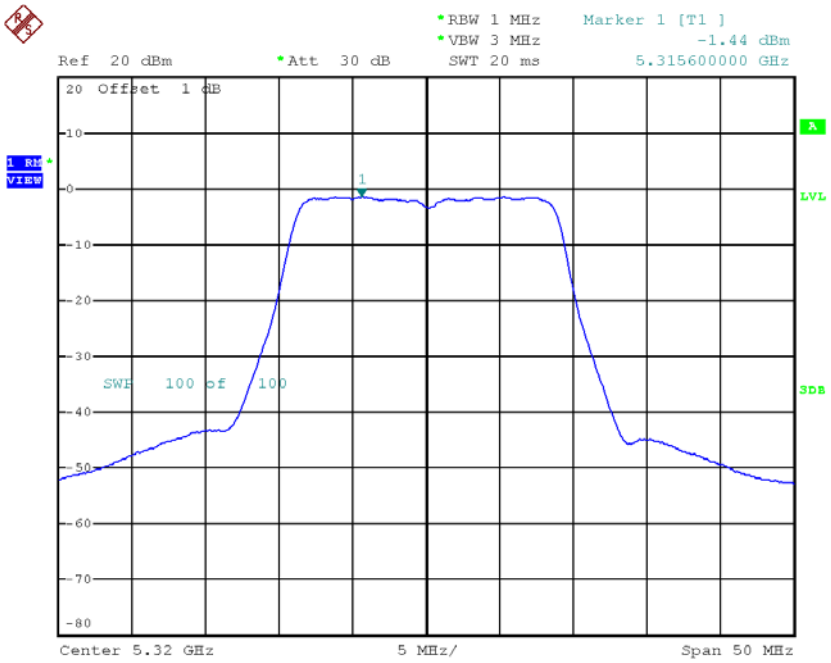

Date: 15.NOV.2018 19:29:03

Test Mode: UNII-2A/TX N40 Mode_CH54/CH62					
Channel	Frequency (MHz)	Power Density (dBm/MHz)	Duty Factor	Power Density + Duty Factor (dBm/MHz)	Limit (dBm/MHz)
CH54	5270	-7.45	2.88	-4.57	11.00
CH62	5310	-7.43	2.88	-4.55	11.00

CH54

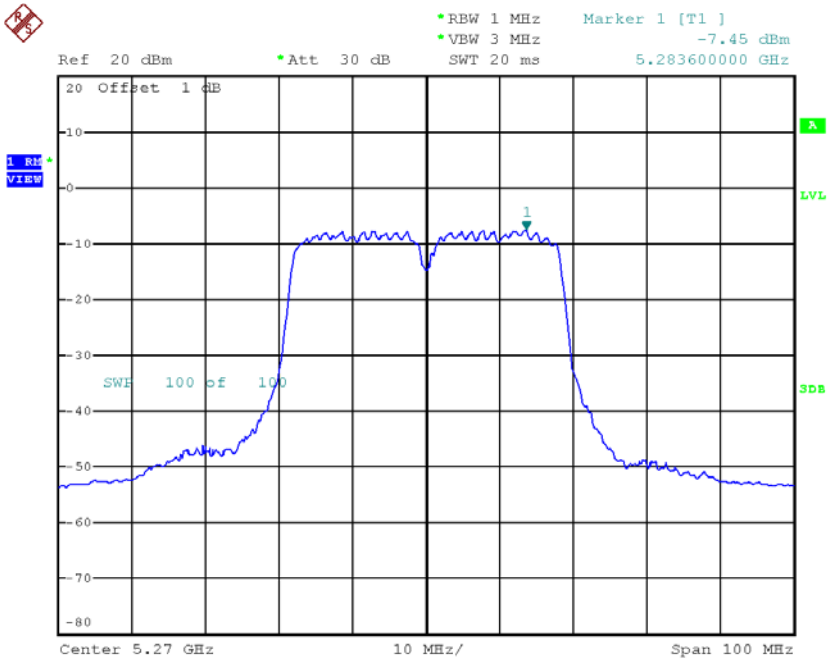

Date: 16.NOV.2018 10:40:54

CH62

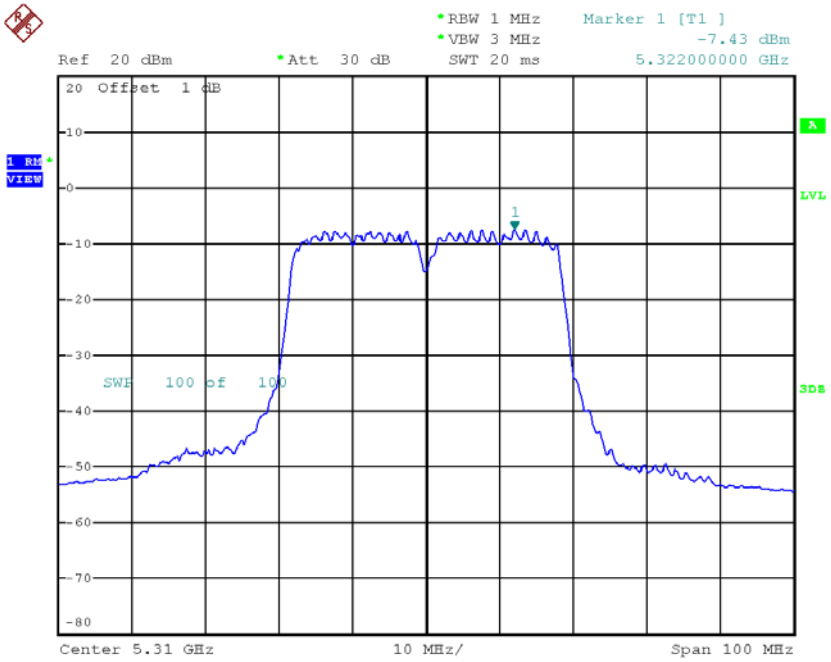

Date: 16.NOV.2018 10:44:26

Test Mode: UNII-2C/ TX A Mode_CH100/CH116/CH140

Channel	Frequency (MHz)	Power Density (dBm/MHz)	Duty Factor	Power Density + Duty Factor (dBm/MHz)	Limit (dBm/MHz)
CH100	5500	1.67	1.23	2.90	11.00
CH116	5580	1.68	1.23	2.91	11.00
CH140	5700	1.98	1.23	3.21	11.00

CH100

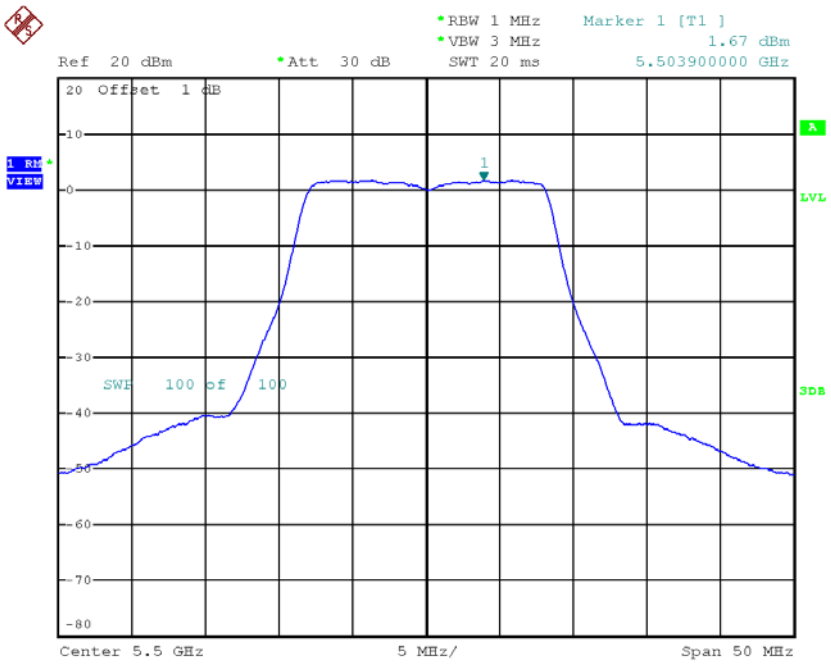

Date: 15.NOV.2018 19:07:36

CH116

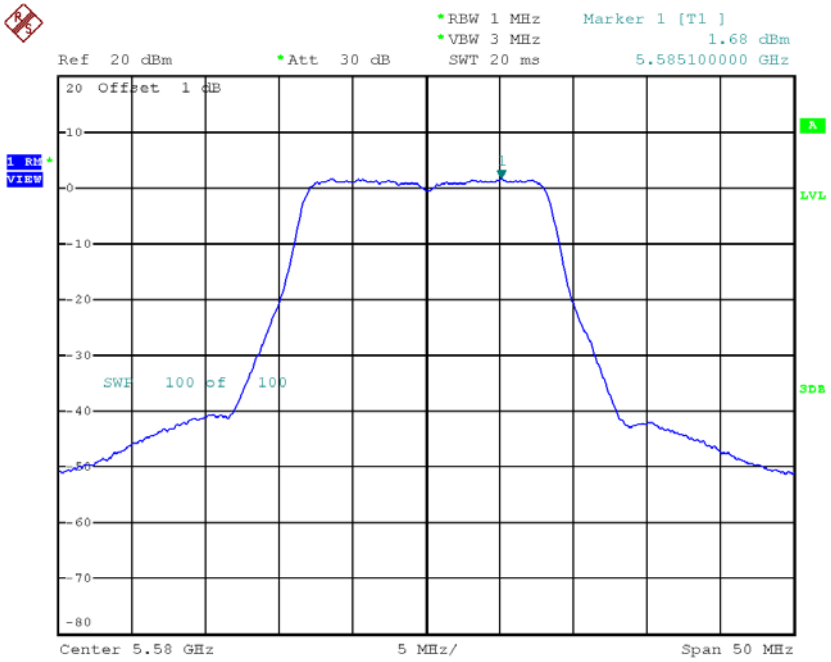

Date: 15.NOV.2018 19:09:03

CH140

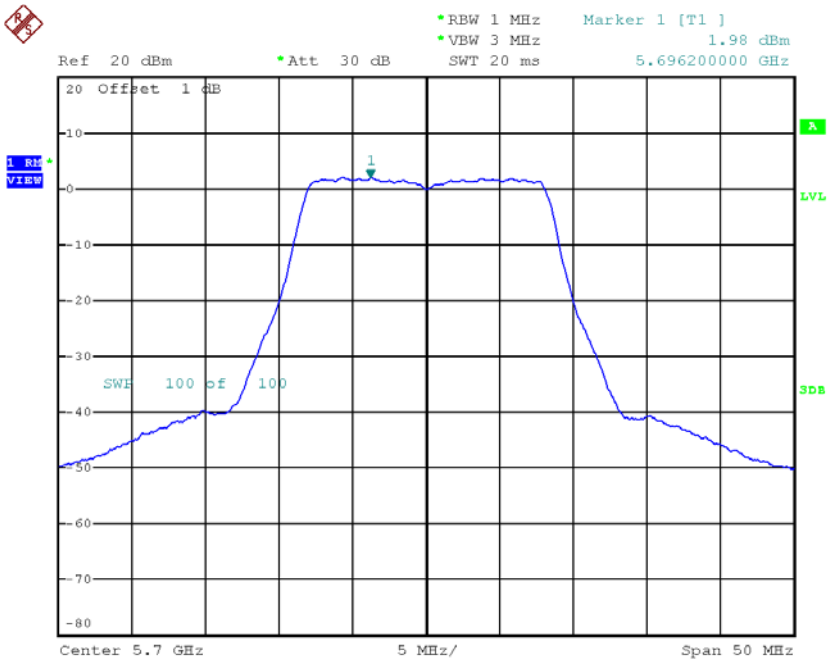

Date: 15.NOV.2018 19:10:34

Test Mode: UNII-2C/TX N20 Mode_CH100/CH116/CH140

Channel	Frequency (MHz)	Power Density (dBm/MHz)	Duty Factor	Power Density + Duty Factor (dBm/MHz)	Limit (dBm/MHz)
CH100	5500	-0.43	1.40	0.97	11.00
CH116	5580	-0.74	1.40	0.66	11.00
CH140	5700	-0.40	1.40	1.00	11.00

CH100

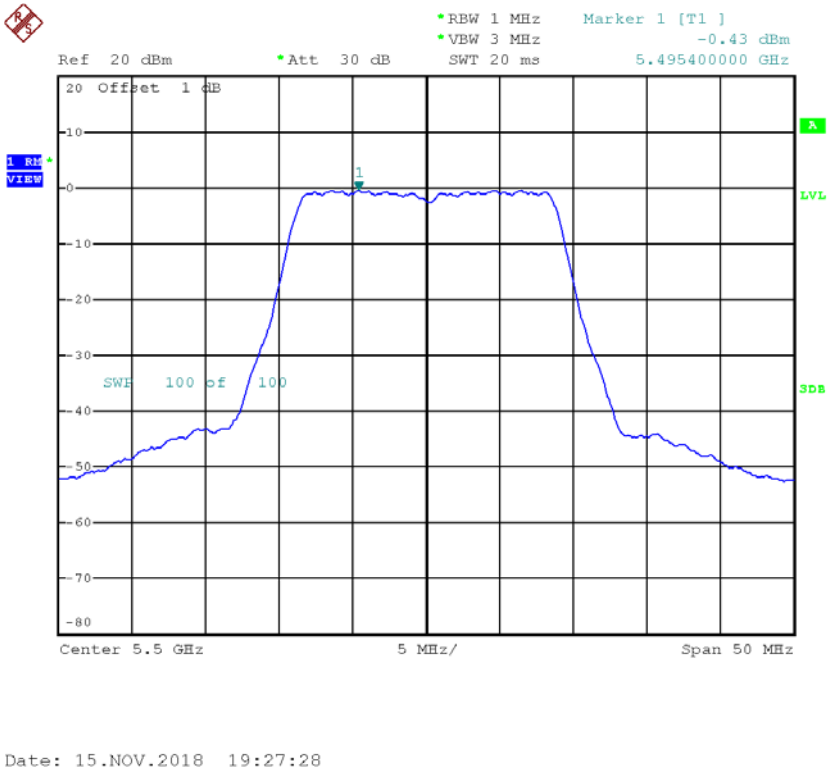

CH116

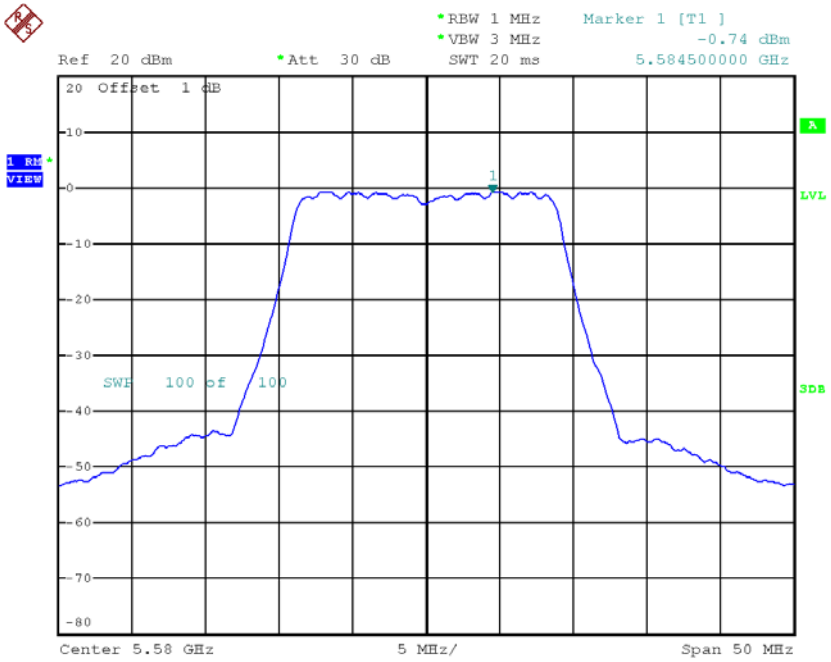

Date: 15.NOV.2018 19:26:04

CH140

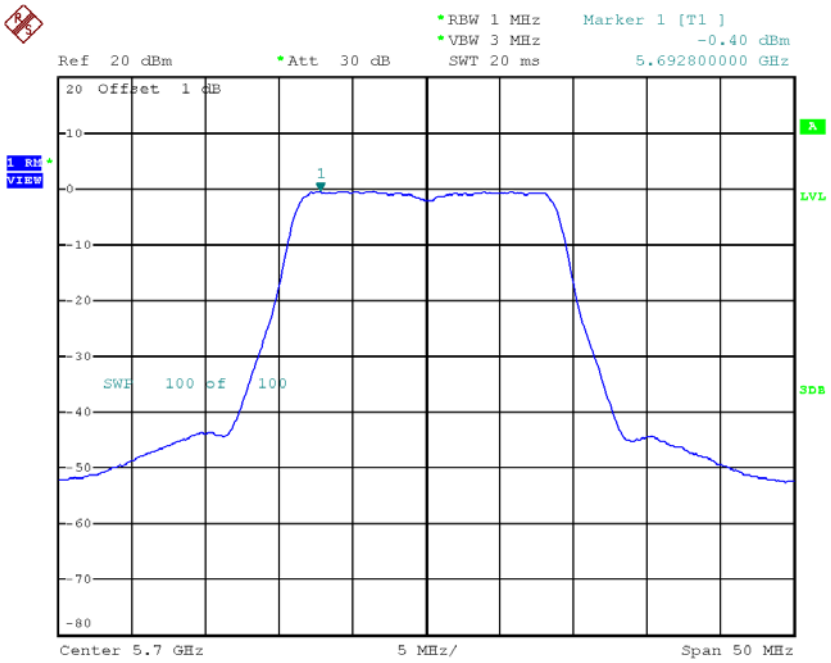

Date: 15.NOV.2018 19:24:16

Test Mode: UNII-2C/TX N40 Mode_CH102/CH110/CH134

Channel	Frequency (MHz)	Power Density (dBm/MHz)	Duty Factor	Power Density + Duty Factor (dBm/MHz)	Limit (dBm/MHz)
CH102	5510	-7.18	2.88	-4.30	11.00
CH110	5550	-5.85	2.88	-2.97	11.00
CH134	5670	-6.76	2.88	-3.88	11.00

CH102

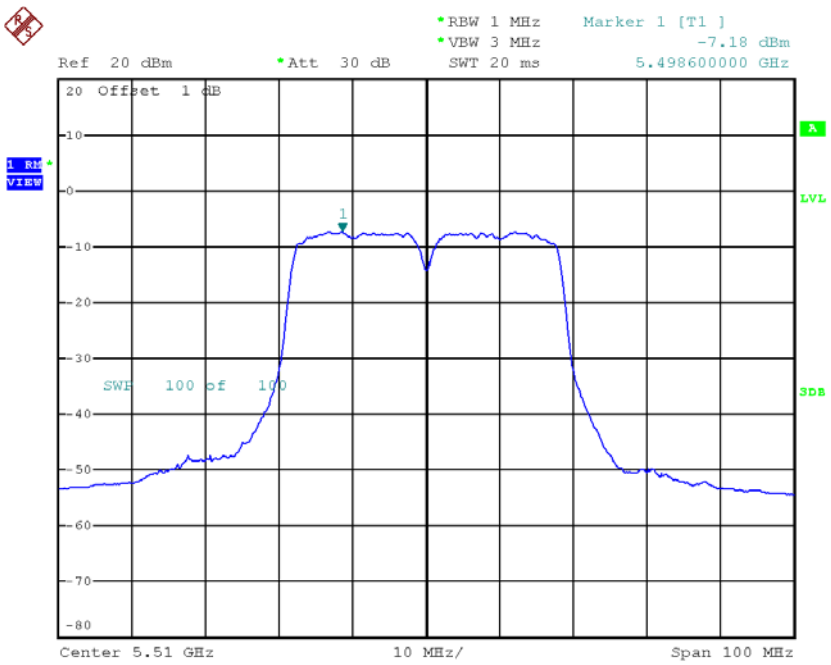

Date: 16.NOV.2018 10:48:36

CH110

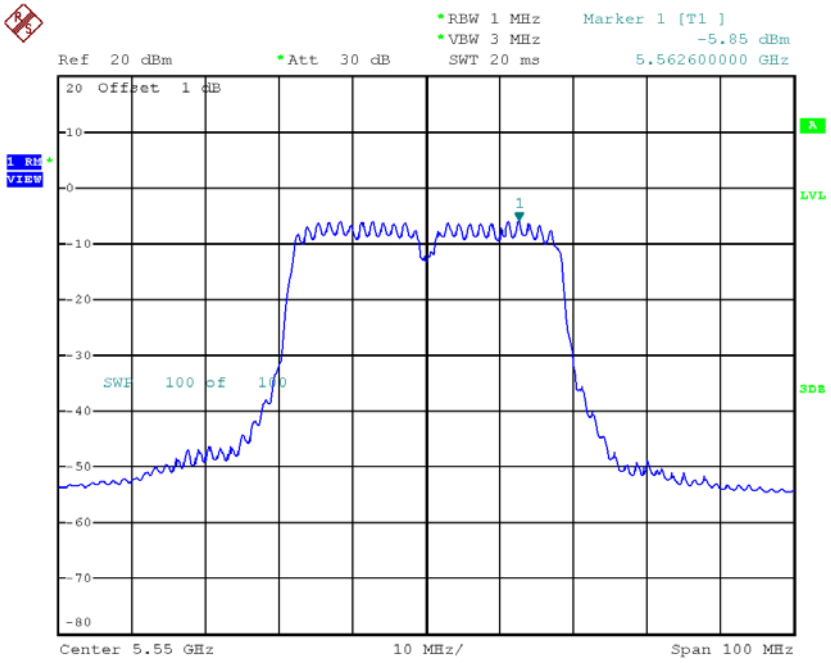

Date: 16.NOV.2018 10:51:30

CH134

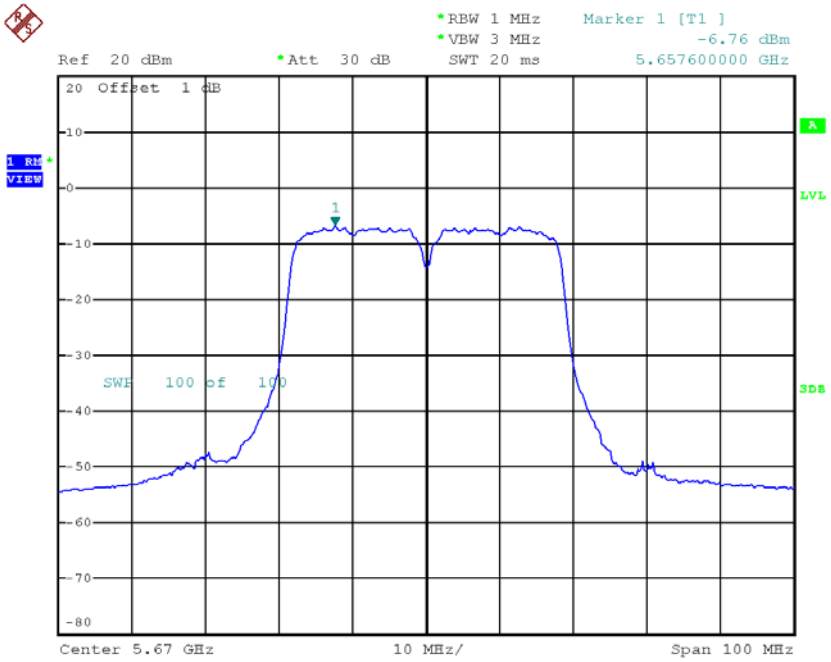

Date: 16.NOV.2018 10:53:56

Test Mode: UNII-3/TX A Mode_CH149/CH157/CH165

Channel	Frequency (MHz)	Power Density (dBm/500kHz)	Duty Factor	Power Density + Duty Factor (dBm/500kHz)	Limit (dBm/500kHz)
CH149	5745	-1.59	1.23	-0.36	30.00
CH157	5785	-1.39	1.23	-0.16	30.00
CH165	5825	-2.06	1.23	-0.83	30.00

TX CH149

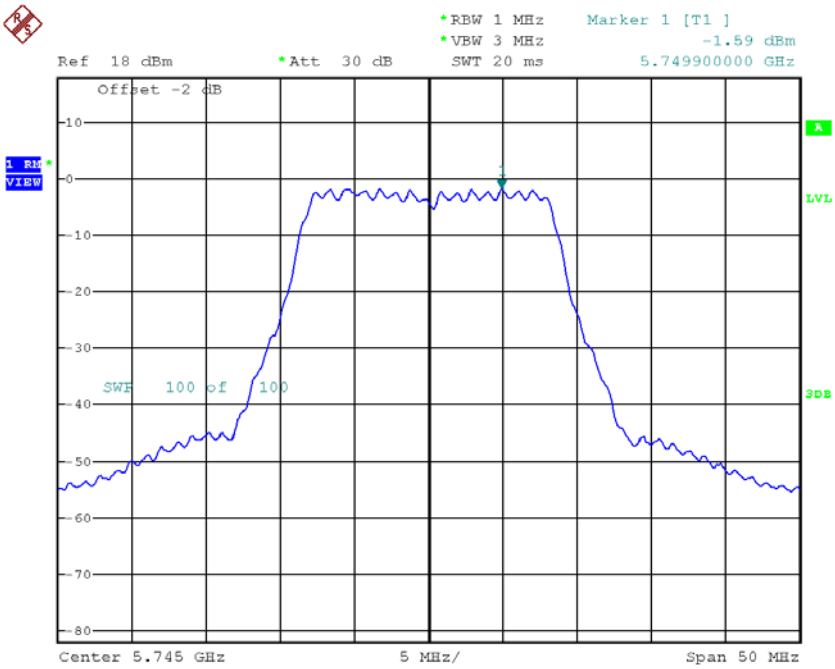

Date: 15.NOV.2018 19:12:02

TX CH157

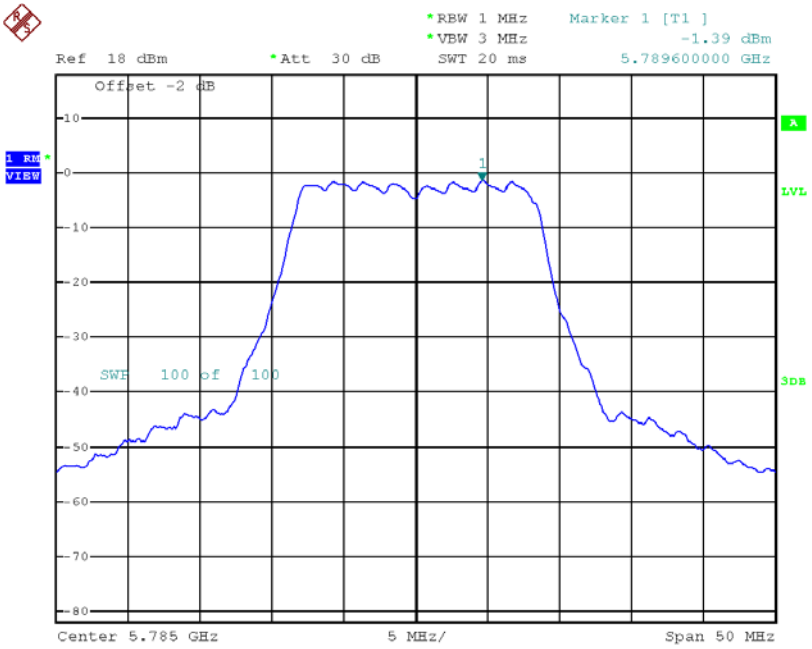

Date: 15.NOV.2018 19:13:35

TX CH165

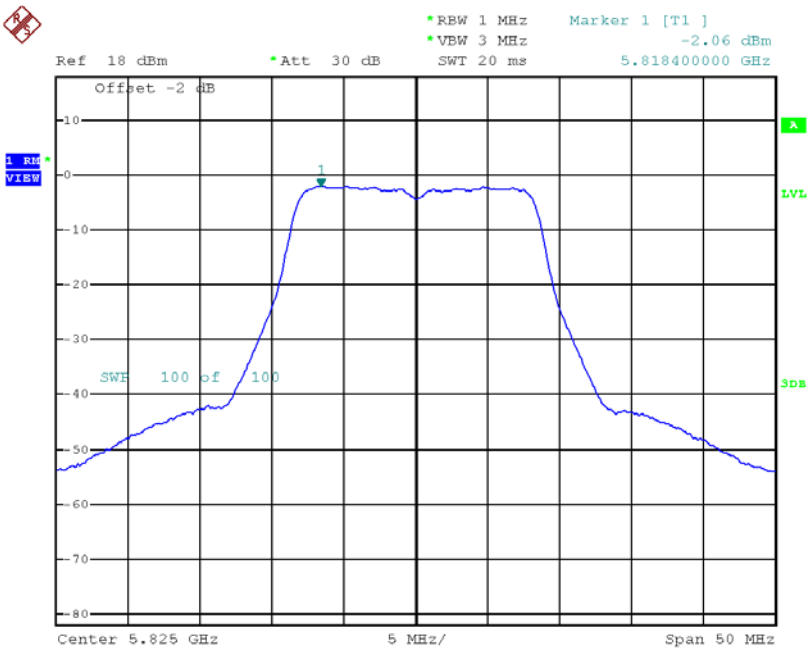

Date: 15.NOV.2018 19:14:56

Test Mode: UNII-3/ TX N20 Mode_CH149/CH157/CH165

Channel	Frequency (MHz)	Power Density (dBm/500kHz)	Duty Factor	Power Density + Duty Factor (dBm/500kHz)	Limit (dBm/500kHz)
CH149	5745	-4.33	1.40	-2.93	30.00
CH157	5785	-4.50	1.40	-3.10	30.00
CH165	5825	-3.21	1.40	-1.81	30.00

TX CH149

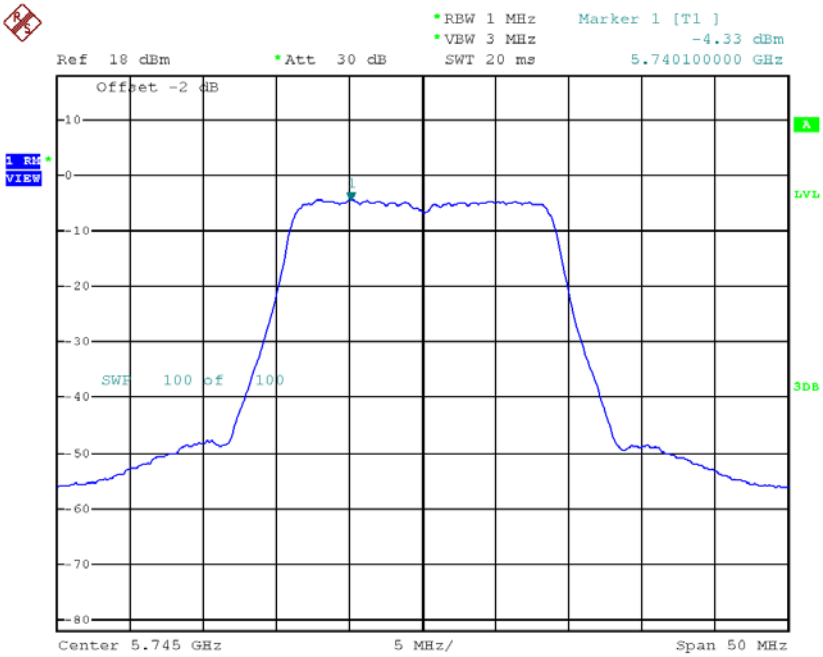

Date: 15.NOV.2018 19:21:20

TX CH157

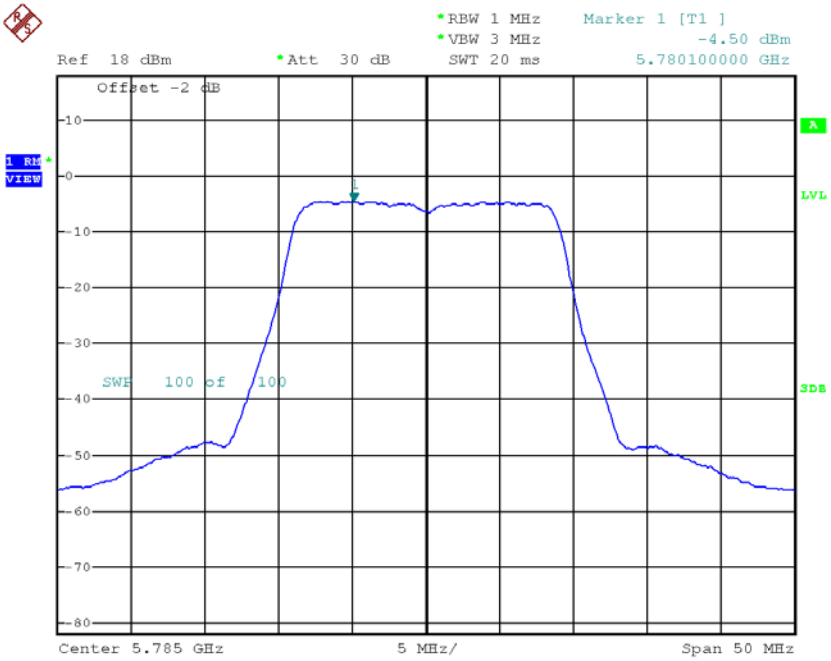

Date: 15.NOV.2018 19:22:43

TX CH165

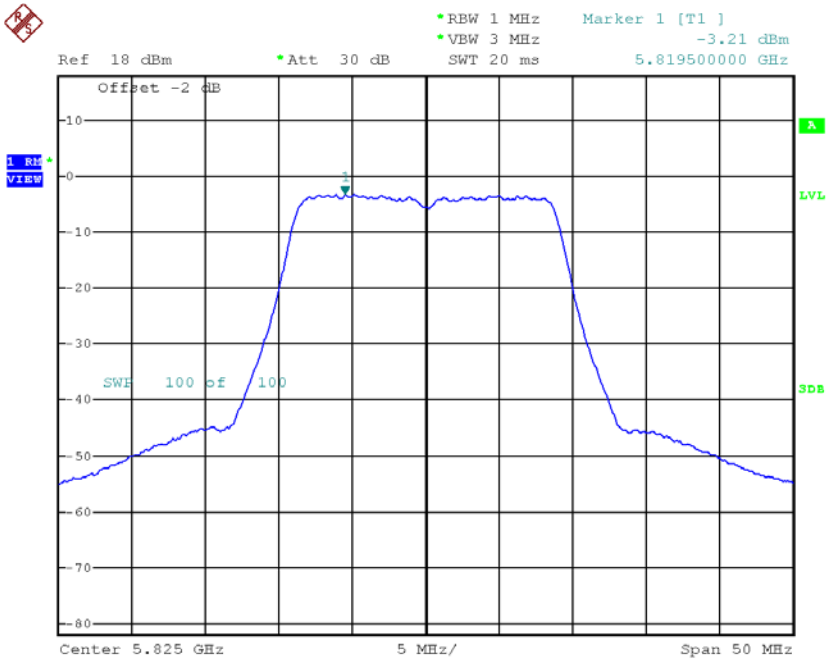

Date: 15.NOV.2018 19:17:23

Test Mode: UNII-3/ TX N40 Mode_CH151/CH159

Channel	Frequency (MHz)	Power Density (dBm/500kHz)	Duty Factor	Power Density + Duty Factor (dBm/500kHz)	Limit (dBm/500kHz)
CH151	5755	-10.96	2.88	-8.08	30.00
CH159	5795	-10.77	2.88	-7.89	30.00

TX CH151

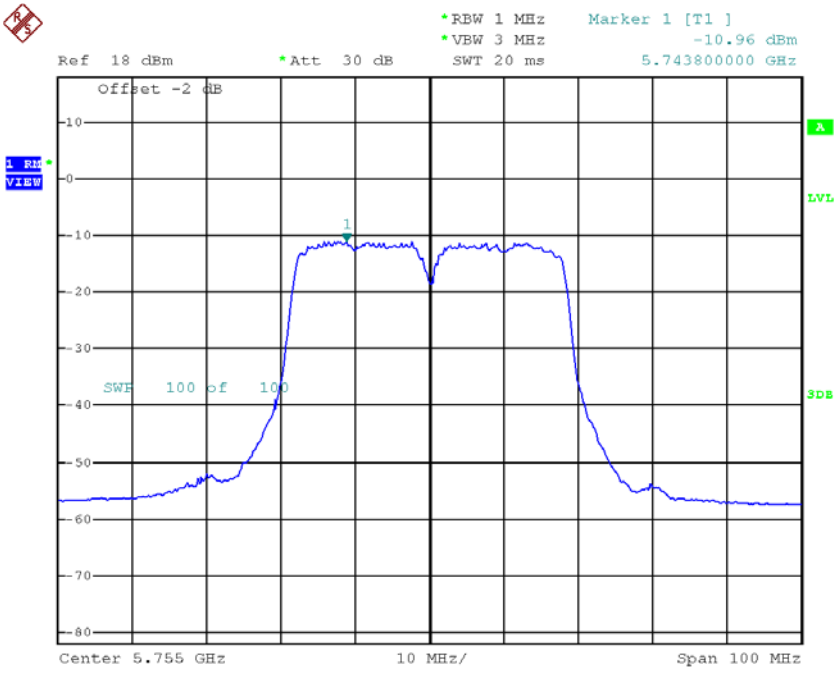

Date: 16.NOV.2018 10:57:49

TX CH159

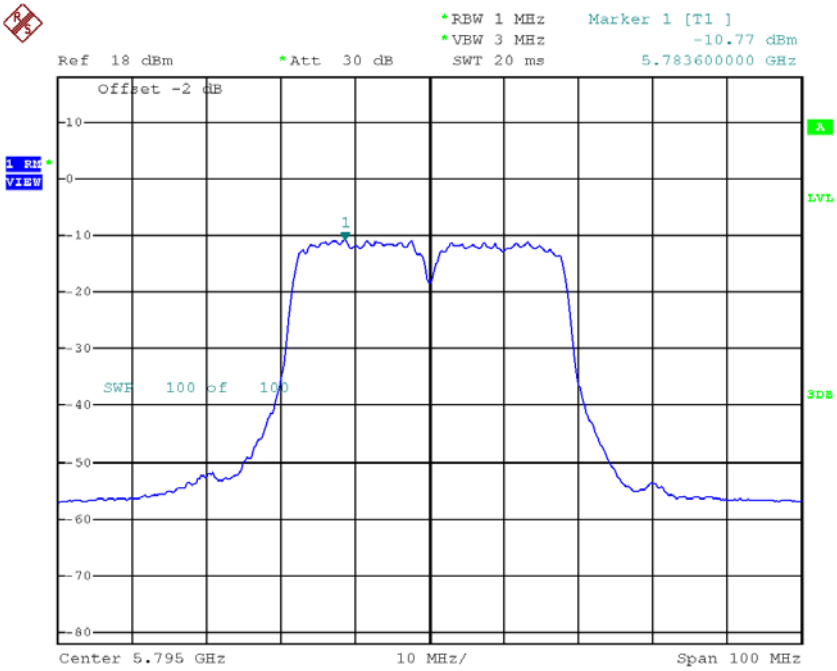

Date: 16.NOV.2018 11:00:10

APPENDIX H - FREQUENCY STABILITY

Test Mode:	UNII-1

Voltage vs. Frequency Stability

Voltage	Measurement Frequency (MHz)
(V)	5180.0000
132	5180.0550
120	5180.0348
108	5180.0502
Max. Deviation (MHz)	0.0550
Max. Deviation (ppm)	10.6202

Temperature vs. Frequency Stability

Temperature	Measurement Frequency (MHz)
(^{o}C)	5180.0000
-5	5180.0550
5	5180.0200
15	5180.0400
25	5180.0400
35	5180.0400
45	5180.0197
50	5180.0400
Max. Deviation (MHz)	0.0550
Max. Deviation (ppm)	10.6202

Test Mode:	UNII-2A

Voltage vs. Frequency Stability

Voltage	Measurement Frequency (MHz)
(V)	5260.0000
132	5260.0400
120	5260.0350
108	5260.0200
Max. Deviation (MHz)	0.0400
Max. Deviation (ppm)	7.6022

Temperature vs. Frequency Stability

Temperature	Measurement Frequency (MHz)
(^{o}C)	5260.0000
-5	5260.0550
5	5260.0399
15	5260.0200
25	5260.0400
35	5260.0400
45	5260.0350
50	5260.0199
Max. Deviation (MHz)	0.0550
Max. Deviation (ppm)	10.4587

Test Mode:	UNII-2C

Voltage vs. Frequency Stability

Voltage	Measurement Frequency (MHz)
(V)	5500.0000
132	5500.0550
120	5500.0600
108	5500.0350
Max. Deviation (MHz)	0.0600
Max. Deviation (ppm)	10.9068

Temperature vs. Frequency Stability

Temperature	Measurement Frequency (MHz)
(^{o}C)	5500.0000
-5	5500.0550
5	5500.0550
15	5500.0400
25	5500.0350
35	5500.0350
45	5500.0400
50	5500.0600
Max. Deviation (MHz)	0.0600
Max. Deviation (ppm)	10.9068

Test Mode:	UNII-3

Voltage vs. Frequency Stability

Voltage	Measurement Frequency (MHz)
(V)	5745.0000
132	5745.0550
120	5745.0350
108	5745.0350
Max. Deviation (MHz)	0.0550
Max. Deviation (ppm)	9.5757

Temperature vs. Frequency Stability

Temperature	Measurement Frequency (MHz)
(^{o}C)	5745.0000
-5	5745.0199
5	5745.0399
15	5745.0350
25	5745.0600
35	5745.0600
45	5745.0399
50	5745.0399
Max. Deviation (MHz)	0.0600
Max. Deviation (ppm)	10.4417