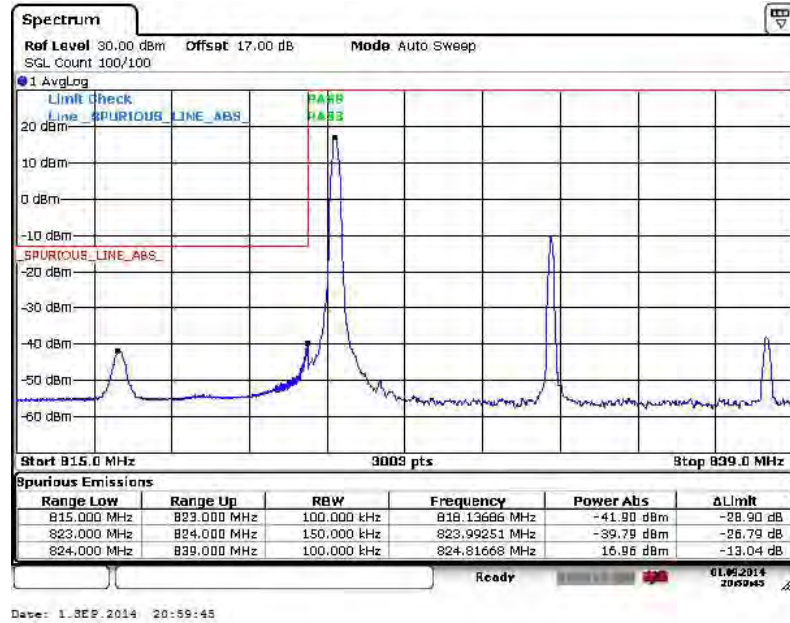


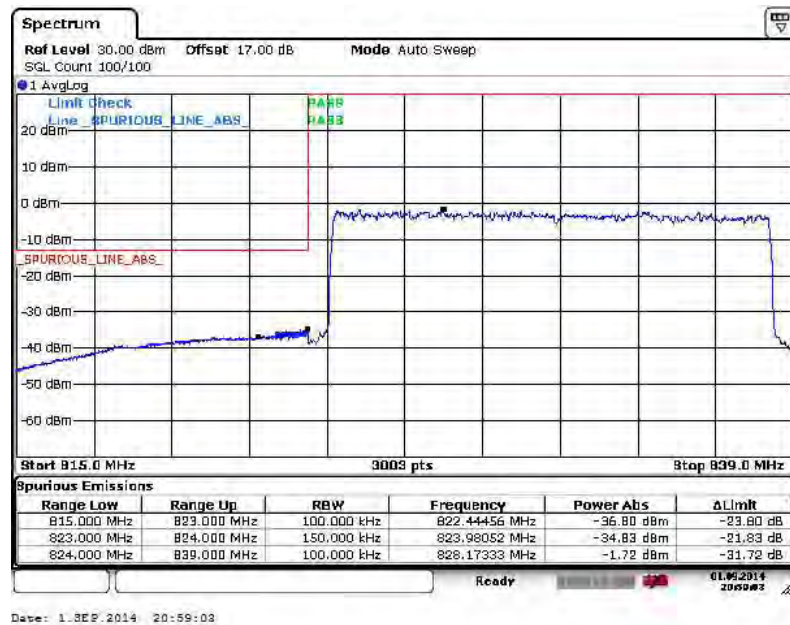


Band :	LTE Band 26	Band Width :	15MHz / 16QAM
--------	-------------	--------------	---------------

Lower Band Edge Plot for 16QAM-RB Size 1, RB Offset 0

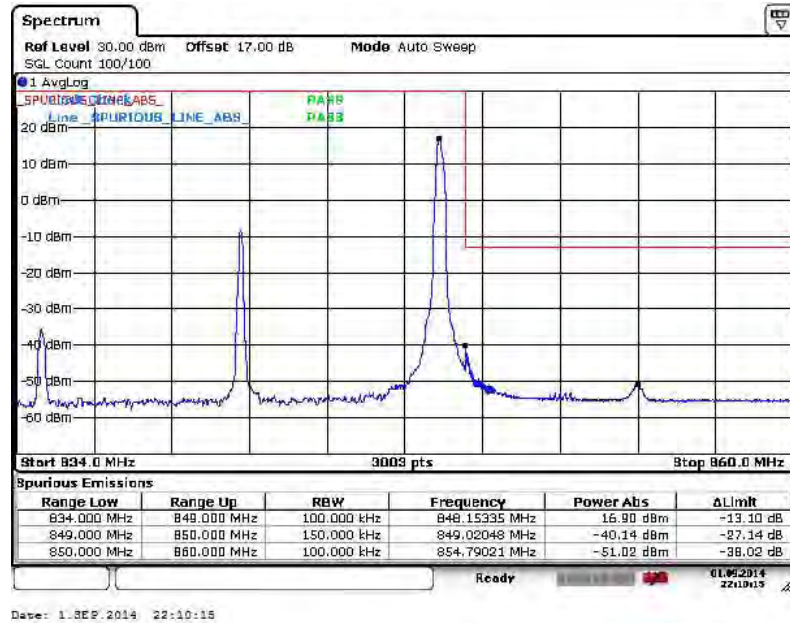


Lower Band Edge Plot for 16QAM-RB Size 75, RB Offset 0

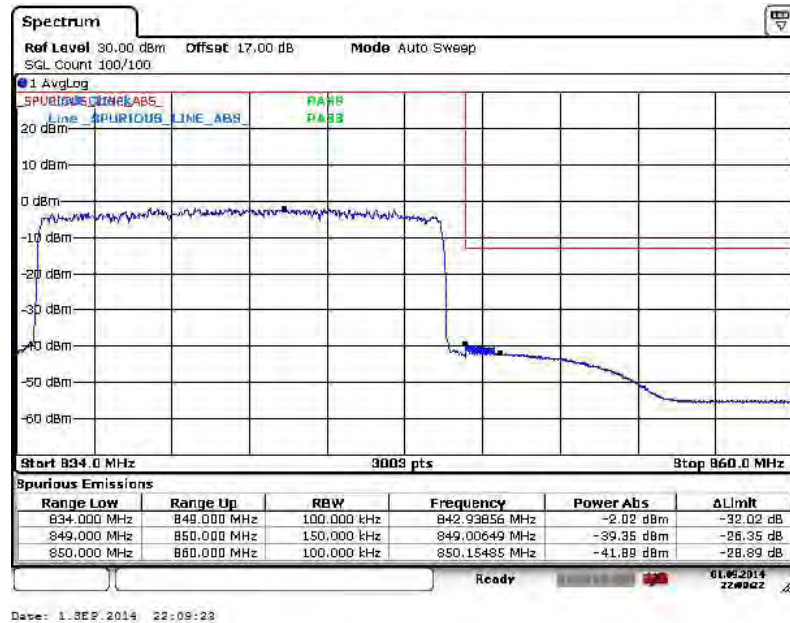




Higher Band Edge Plot for 16QAM-RB Size 1, RB Offset 74



Higher Band Edge Plot for 16QAM-RB Size 75, RB Offset 0





3.6 Conducted Spurious Emission Measurement

3.6.1 Description of Conducted Spurious Emission Measurement

The power of any emission outside of the authorized operating frequency ranges must be lower than the transmitter power (P) by a factor of at least $43 + 10 \log (P)$ dB.

For Band 7

The power of any emission outside of the authorized operating frequency ranges must be lower than the transmitter power (P) by a factor of at least $55 + 10 \log (P)$ dB.

It is measured by means of a calibrated spectrum analyzer and scanned from 30MHz up to a frequency including its 10th harmonic.

3.6.2 Measuring Instruments

The measuring equipment is listed in the section 4 of this test report.

3.6.3 Test Procedures

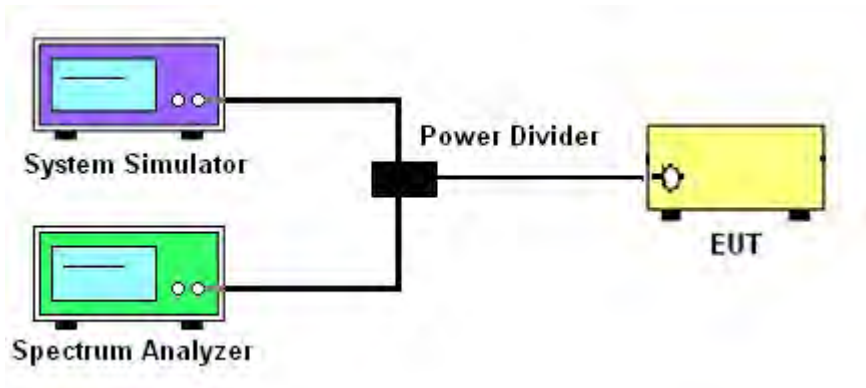
1. The EUT was connected to spectrum analyzer and system simulator via a power divider.
2. The RF output of EUT was connected to the spectrum analyzer by RF cable and attenuator. The path loss was compensated to the results for each measurement.
3. The middle channel for the highest RF power within the transmitting frequency was measured.
4. The conducted spurious emission for the whole frequency range was taken.
5. Make the measurement with the spectrum analyzer's RBW = 1MHz, VBW = 3MHz, taking the record of maximum spurious emission.
6. The RF fundamental frequency should be excluded against the limit line in the operating frequency band.

7. The limit line is derived from $43 + 10\log(P)$ dB below the transmitter power P(Watts)
= P(W)- [43 + 10log(P)] (dB)
= [30 + 10log(P)] (dBm) - [43 + 10log(P)] (dB)
= -13dBm.

<For Band 7>

The limit line is derived from $55 + 10\log(P)$ dB below the transmitter power P(Watts)
= P(W)- [55 + 10log(P)] (dB)
= [30 + 10log(P)] (dBm) - [55 + 10log(P)] (dB)
= -25dBm.

3.6.4 Test Setup

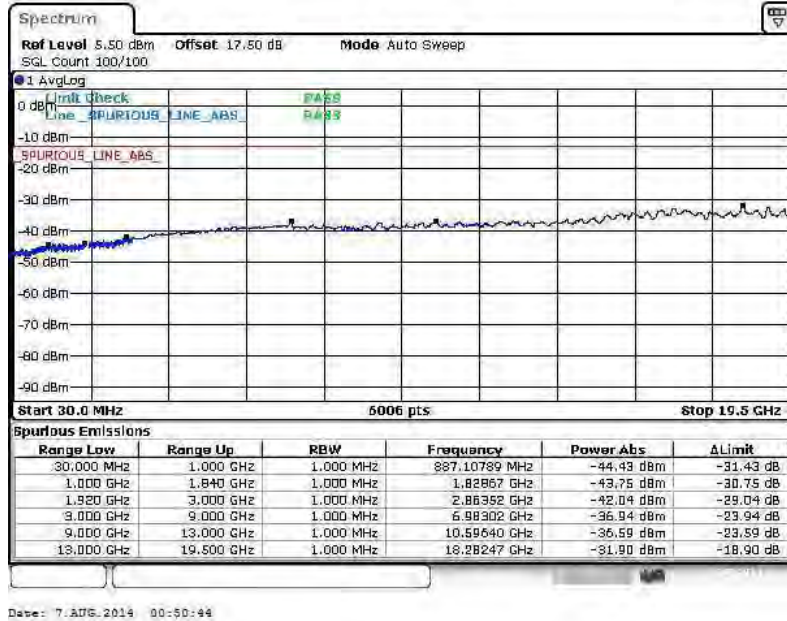




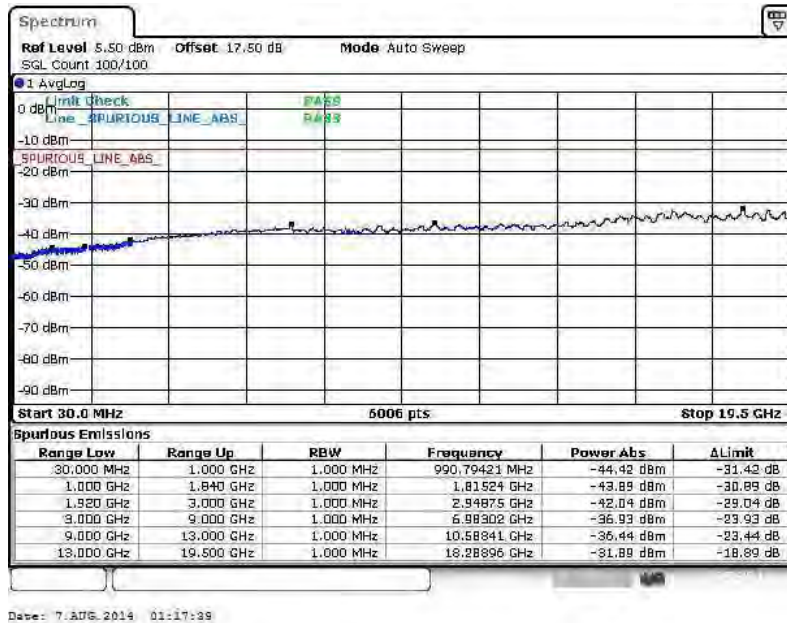
3.6.5 Test Result (Plots) of Conducted Spurious Emission

Band :	LTE Band 2	Channel :	CH18607 (Low)
Band Width :	1.4MHz		

QPSK (RB Size 1, RB Offset 0)



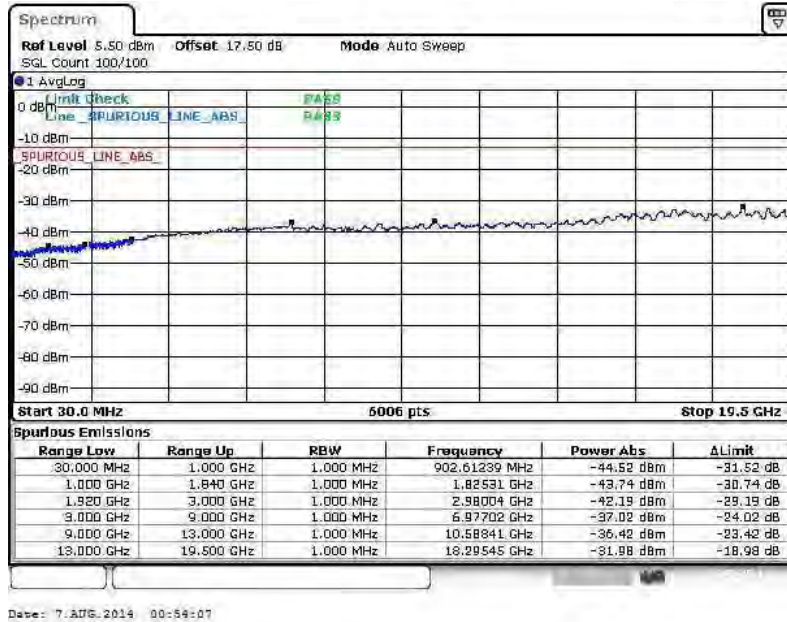
16QAM (RB Size 1, RB Offset 0)



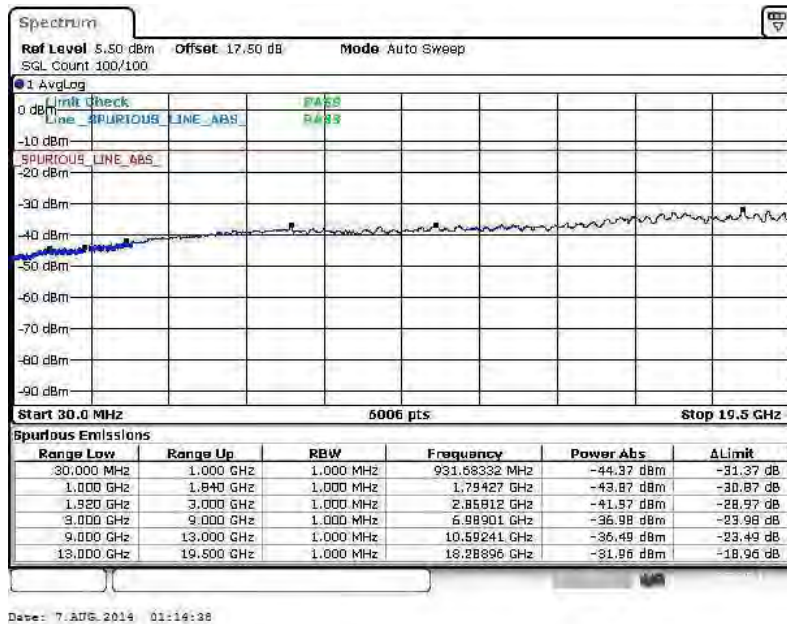


Band :	LTE Band 2	Channel :	CH18900 (Middle)
Band Width :	1.4MHz		

QPSK (RB Size 1, RB Offset 0)



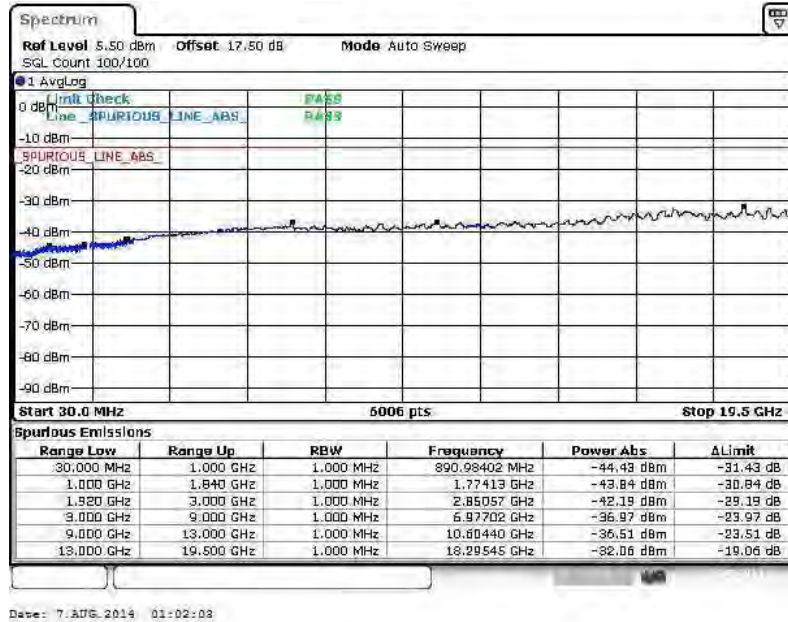
16QAM (RB Size 1, RB Offset 0)



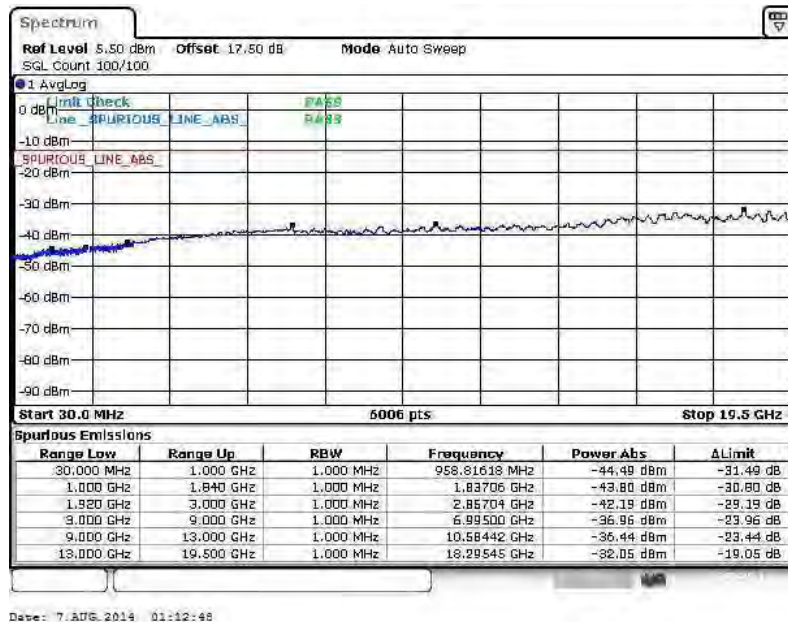


Band :	LTE Band 2	Channel :	CH19193 (High)
Band Width :	1.4MHz		

QPSK (RB Size 1, RB Offset 0)



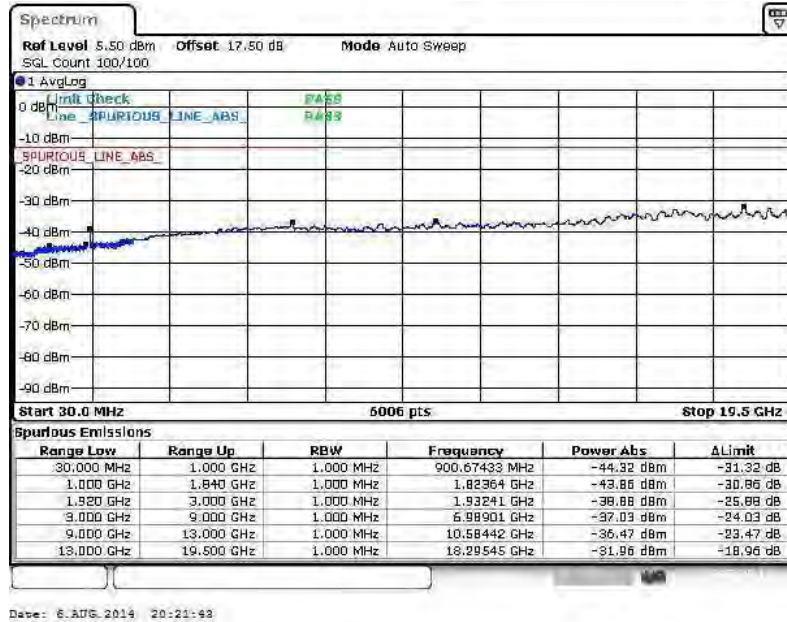
16QAM (RB Size 1, RB Offset 0)



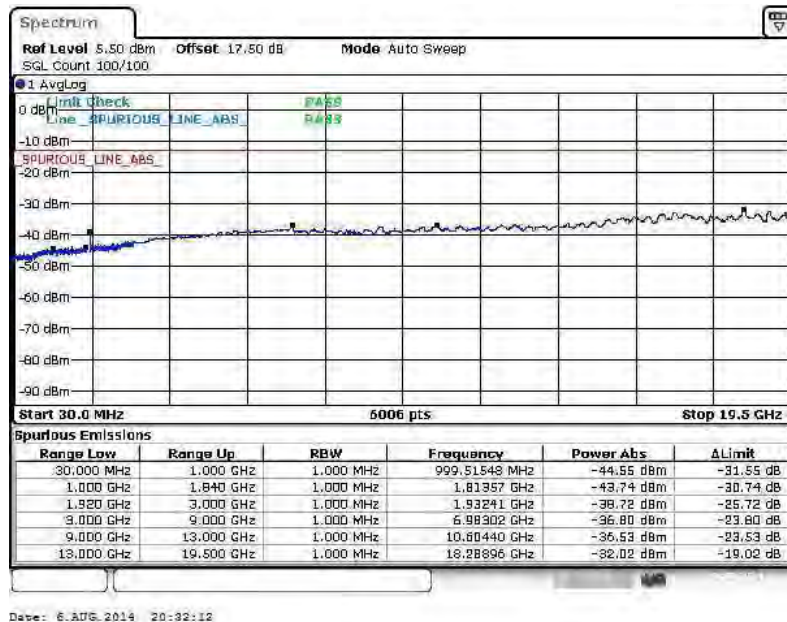


Band :	LTE Band 2	Channel :	CH18615 (Low)
Band Width :	3MHz		

QPSK (RB Size 1, RB Offset 0)



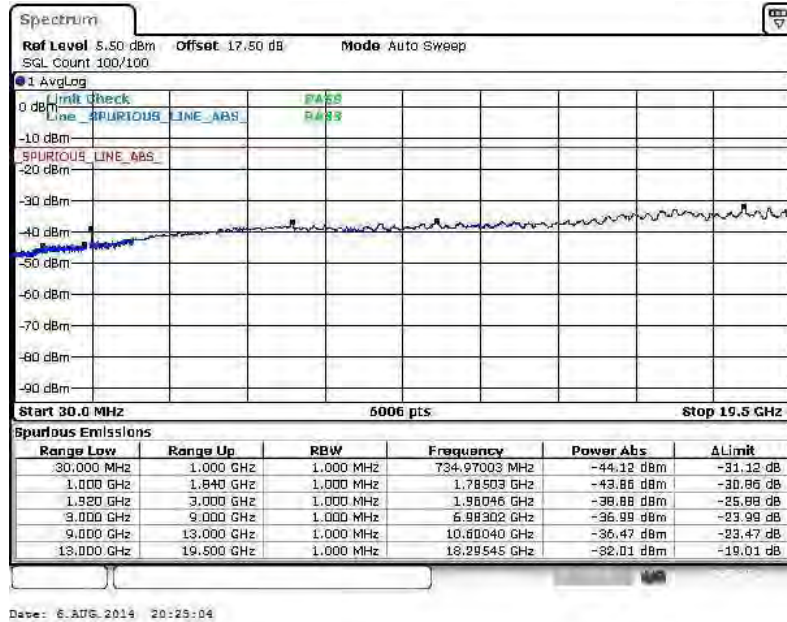
16QAM (RB Size 1, RB Offset 0)



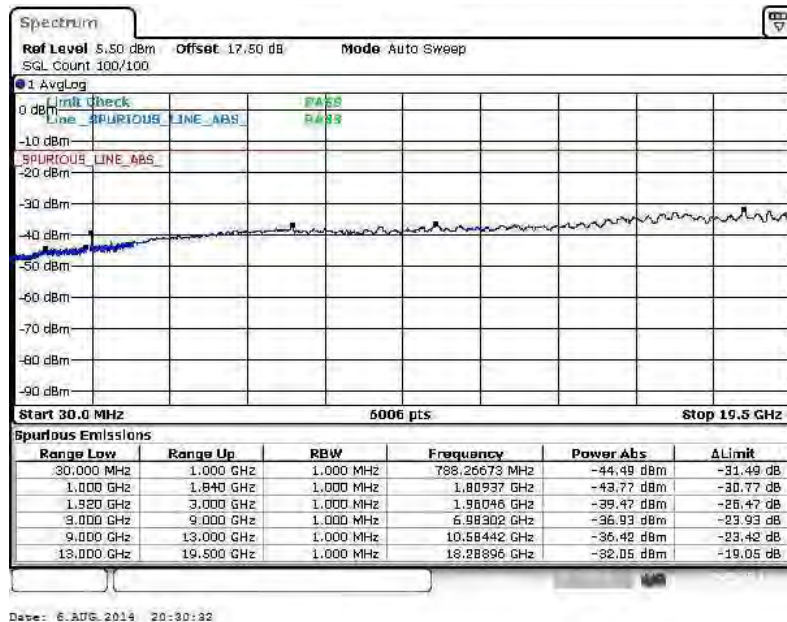


Band :	LTE Band 2	Channel :	CH18900 (Middle)
Band Width :	3MHz		

QPSK (RB Size 1, RB Offset 0)



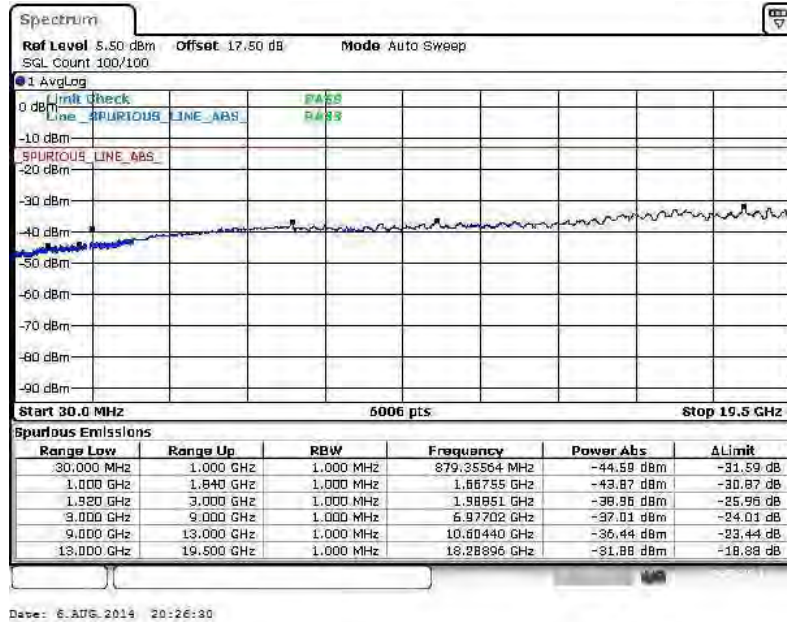
16QAM (RB Size 1, RB Offset 0)



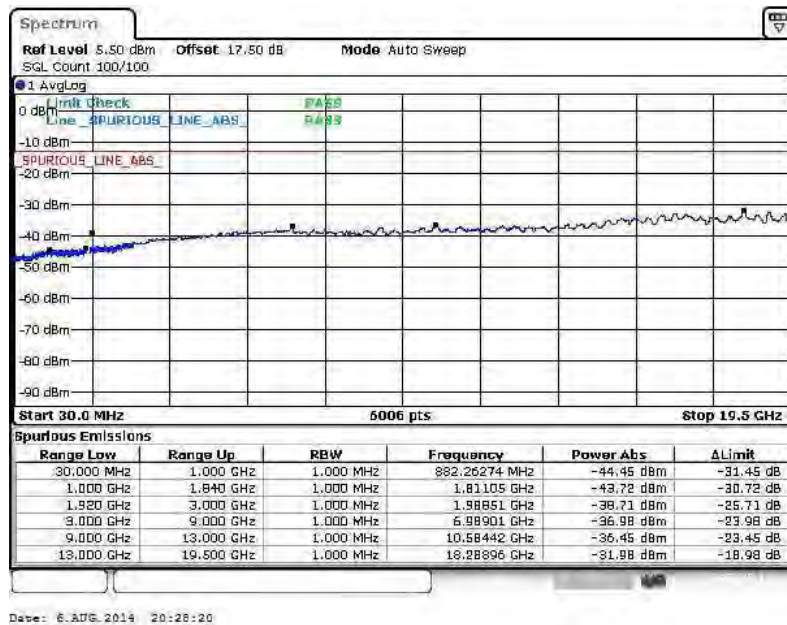


Band :	LTE Band 2	Channel :	CH19185 (High)
Band Width :	3MHz		

QPSK (RB Size 1, RB Offset 0)



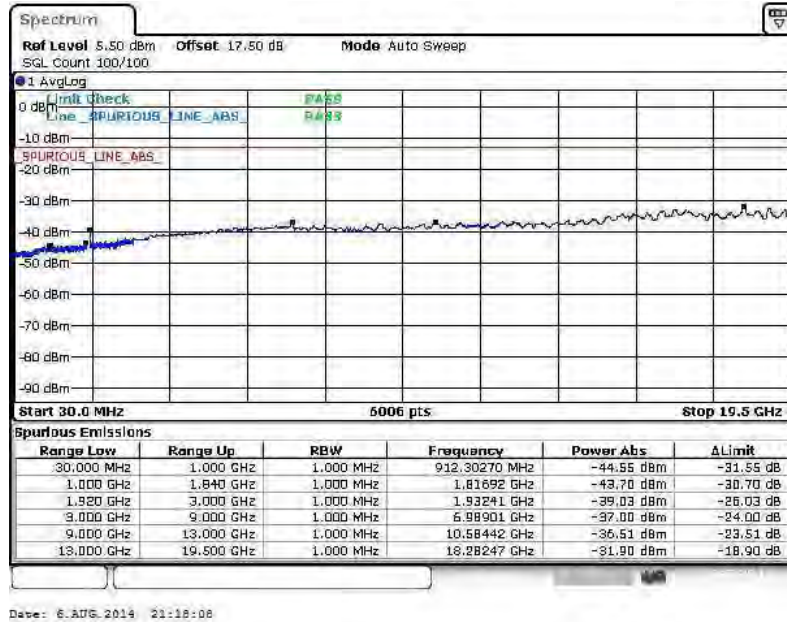
16QAM (RB Size 1, RB Offset 0)



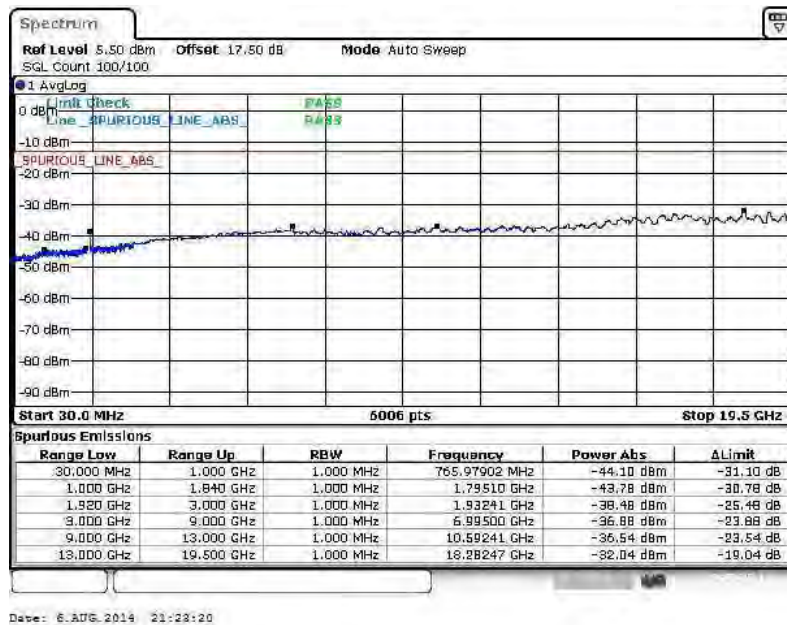


Band :	LTE Band 2	Channel :	CH18625 (Low)
Band Width :	5MHz		

QPSK (RB Size 1, RB Offset 0)



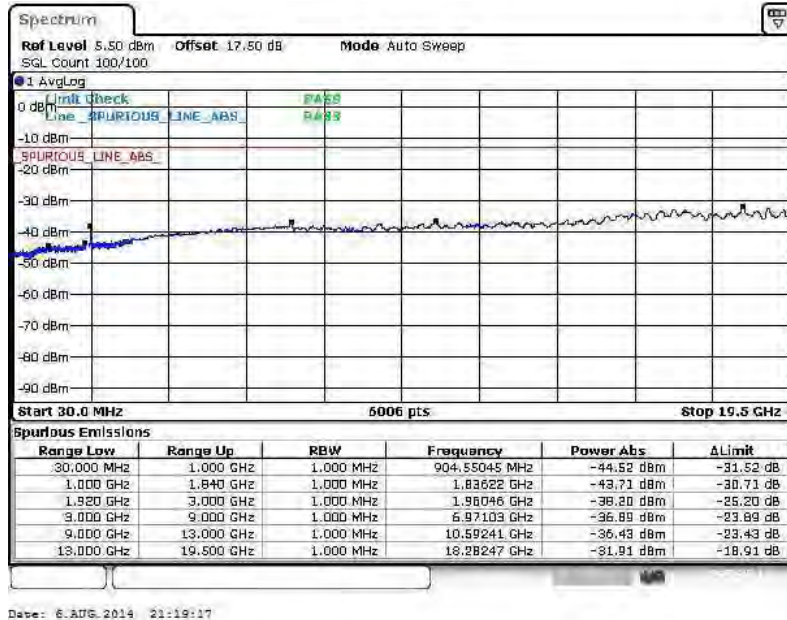
16QAM (RB Size 1, RB Offset 0)



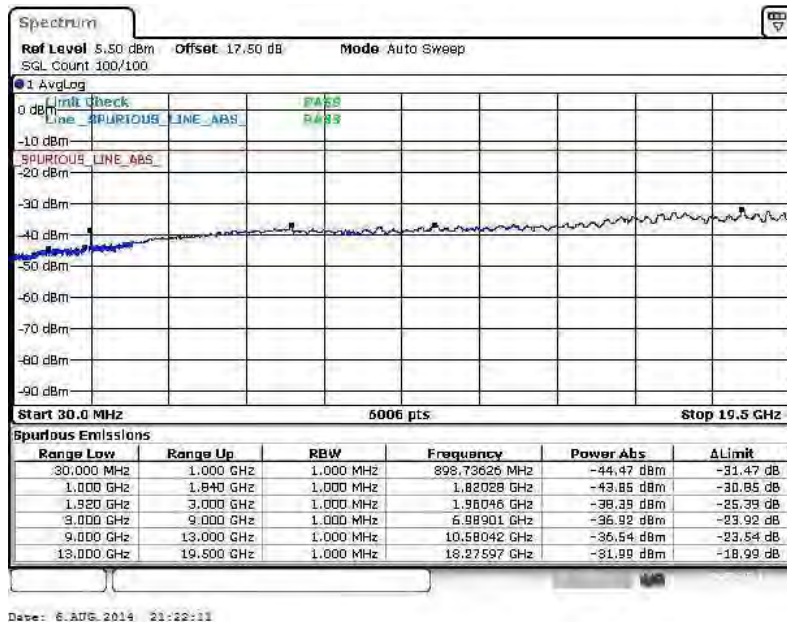


Band :	LTE Band 2	Channel :	CH18900 (Middle)
Band Width :	5MHz		

QPSK (RB Size 1, RB Offset 0)



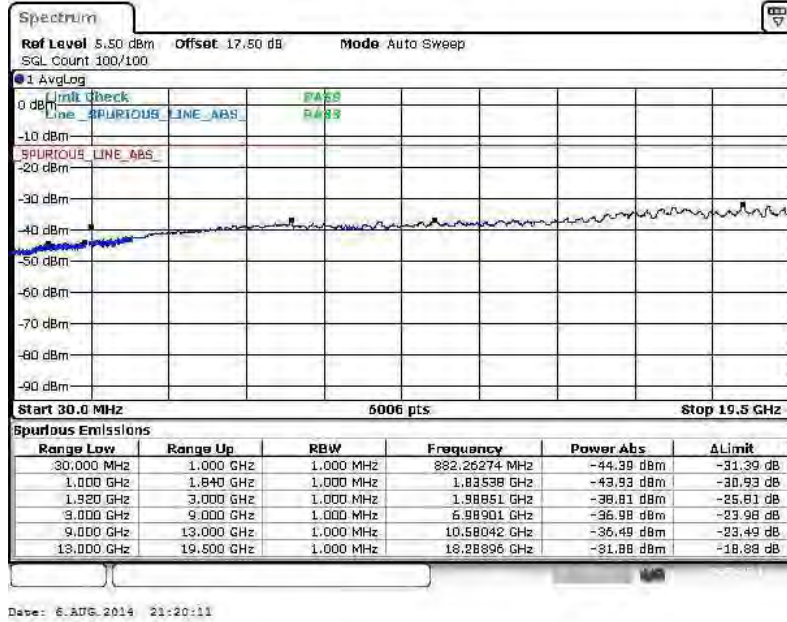
16QAM (RB Size 1, RB Offset 0)



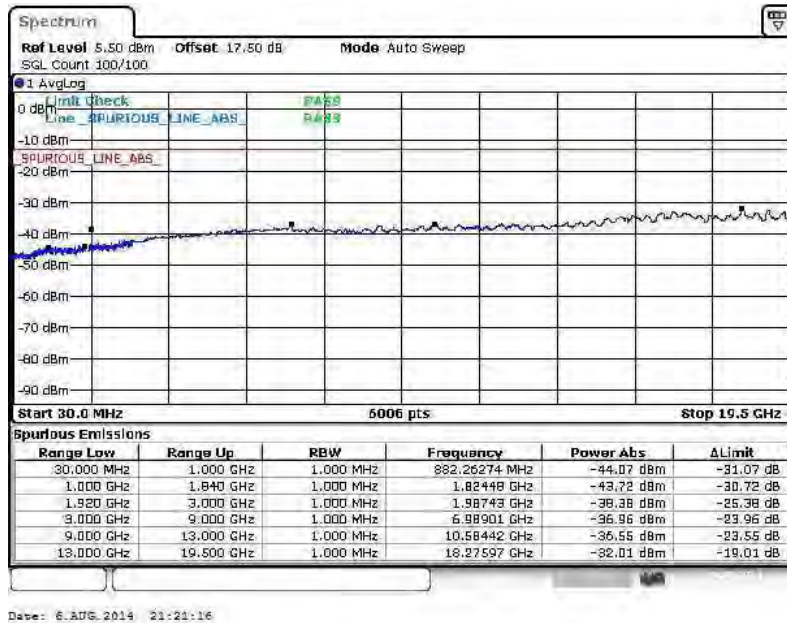


Band :	LTE Band 2	Channel :	CH19175 (High)
Band Width :	5MHz		

QPSK (RB Size 1, RB Offset 0)



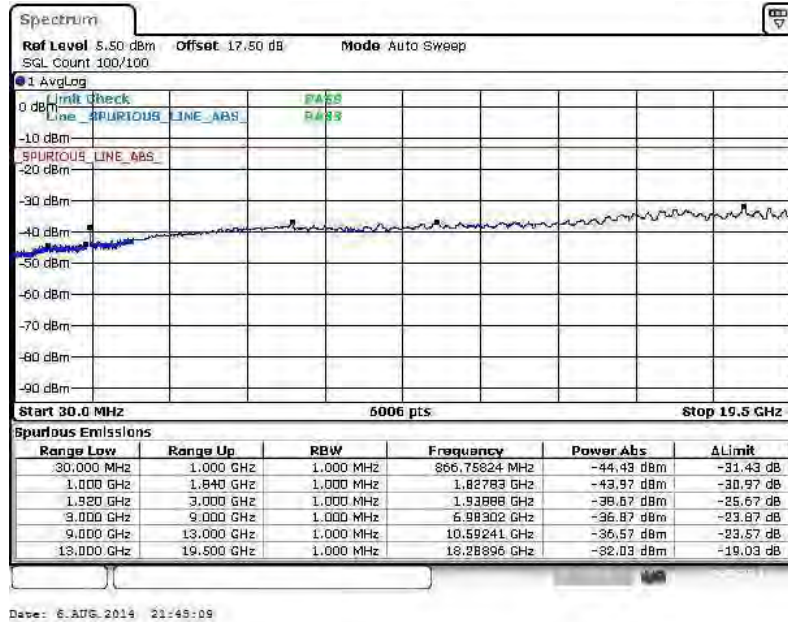
16QAM (RB Size 1, RB Offset 0)



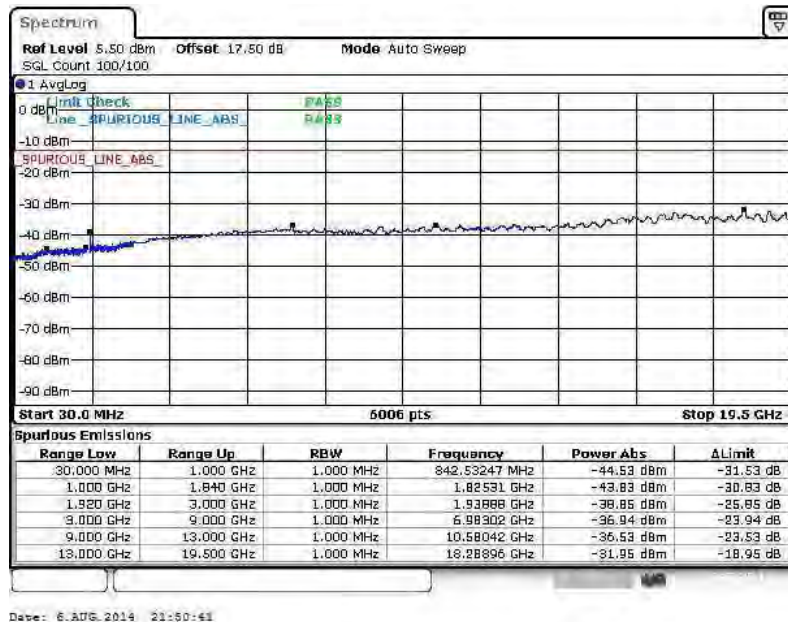


Band :	LTE Band 2	Channel :	CH18650 (Low)
Band Width :	10MHz		

QPSK (RB Size 1, RB Offset 0)



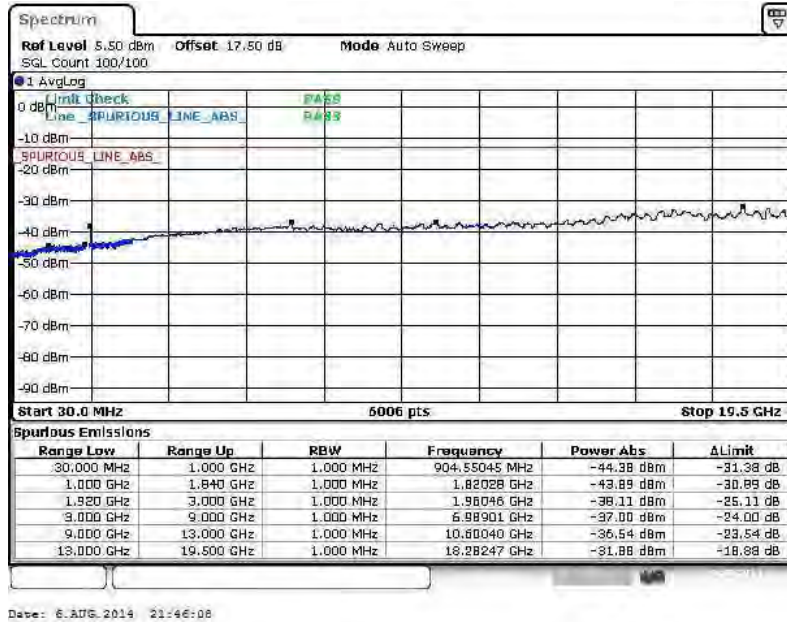
16QAM (RB Size 1, RB Offset 0)



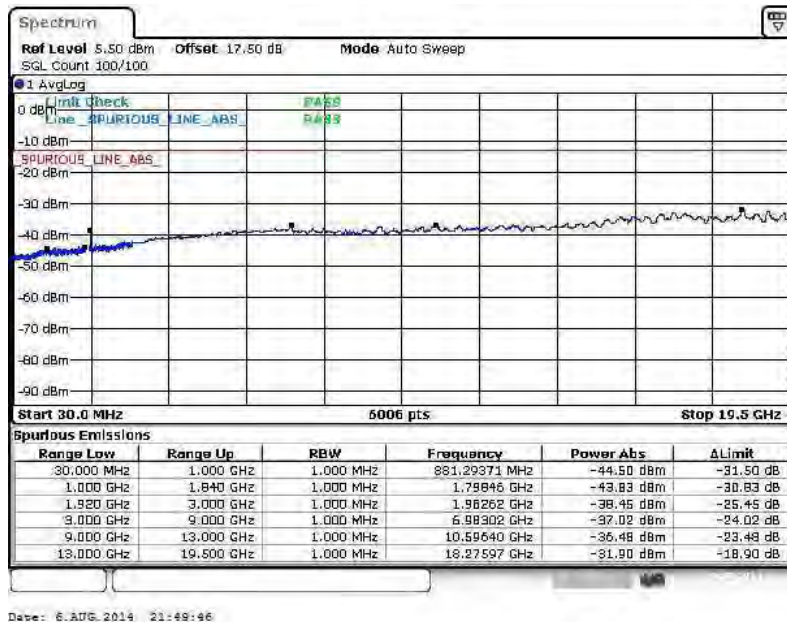


Band :	LTE Band 2	Channel :	CH18900 (Middle)
Band Width :	10MHz		

QPSK (RB Size 1, RB Offset 0)



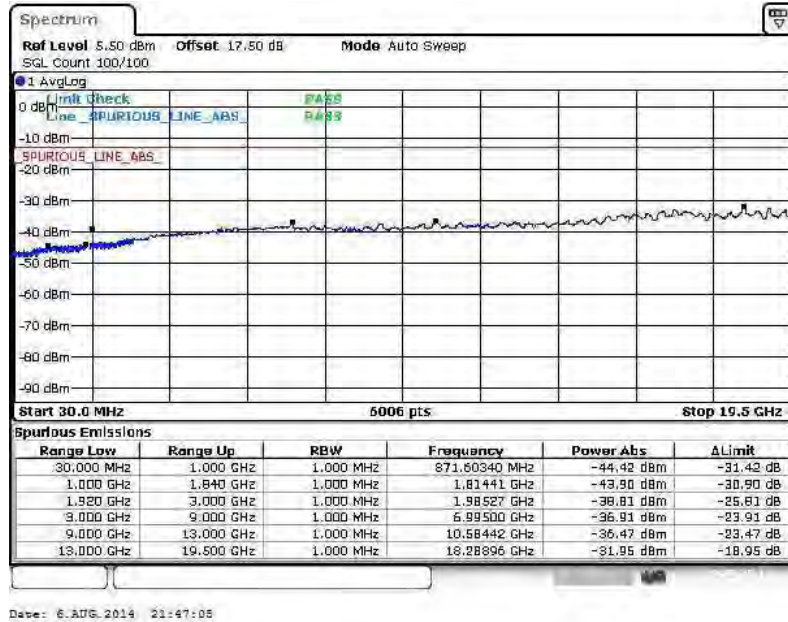
16QAM (RB Size 1, RB Offset 0)



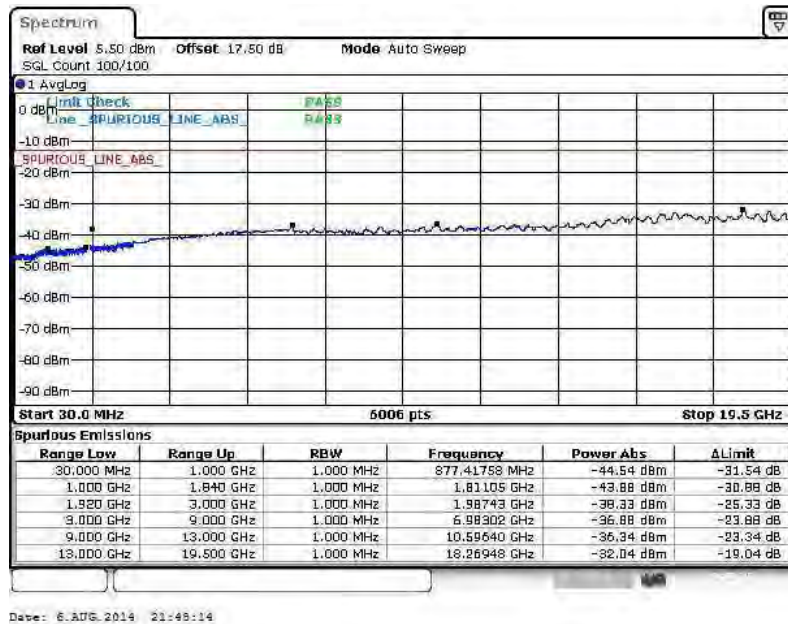


Band :	LTE Band 2	Channel :	CH19150 (High)
Band Width :	10MHz		

QPSK (RB Size 1, RB Offset 0)



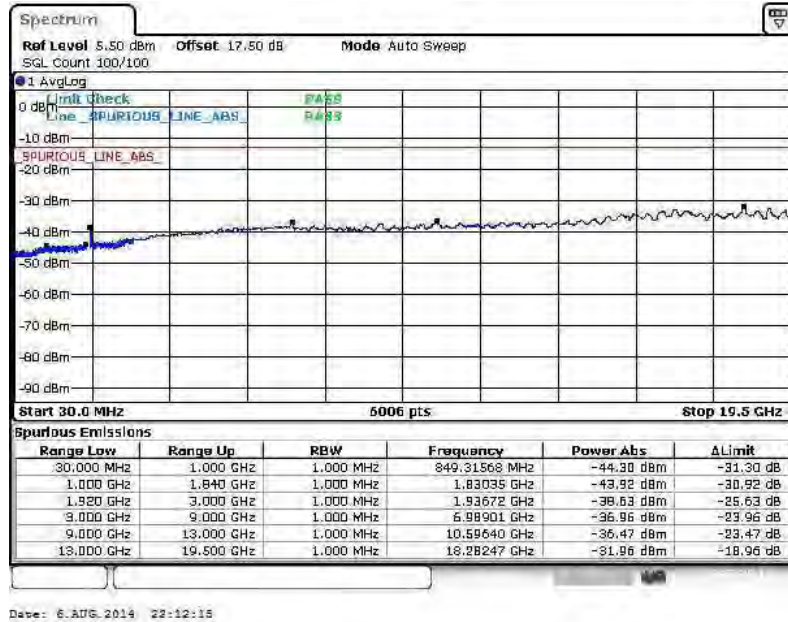
16QAM (RB Size 1, RB Offset 0)



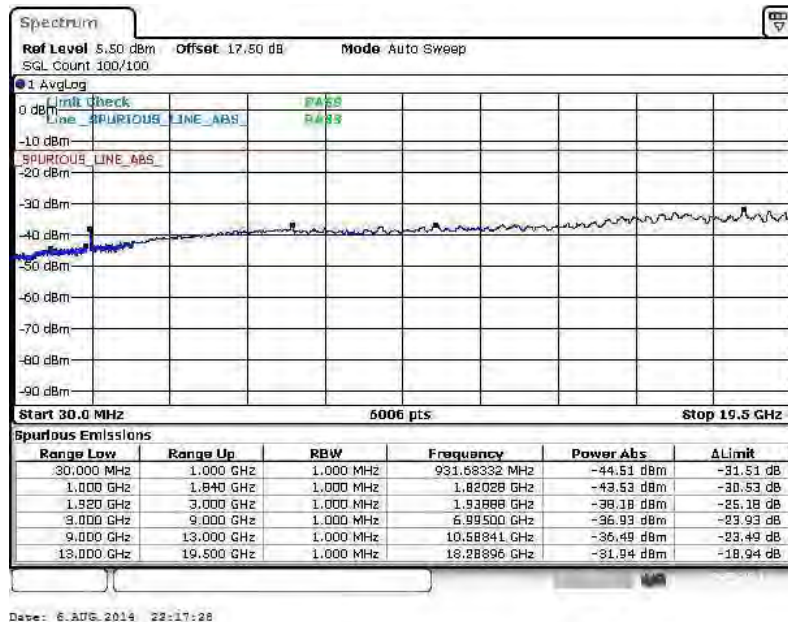


Band :	LTE Band 2	Channel :	CH18675 (Low)
Band Width :	15MHz		

QPSK (RB Size 1, RB Offset 0)



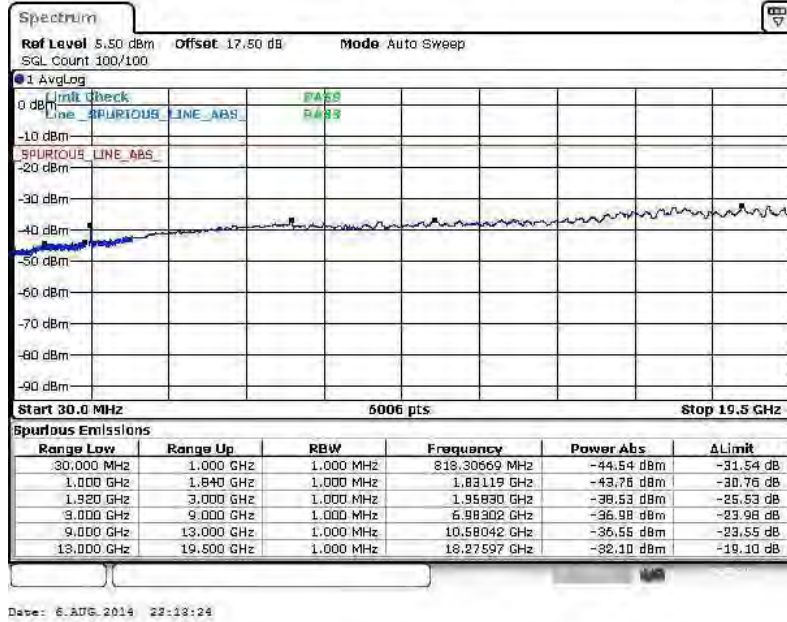
16QAM (RB Size 1, RB Offset 0)



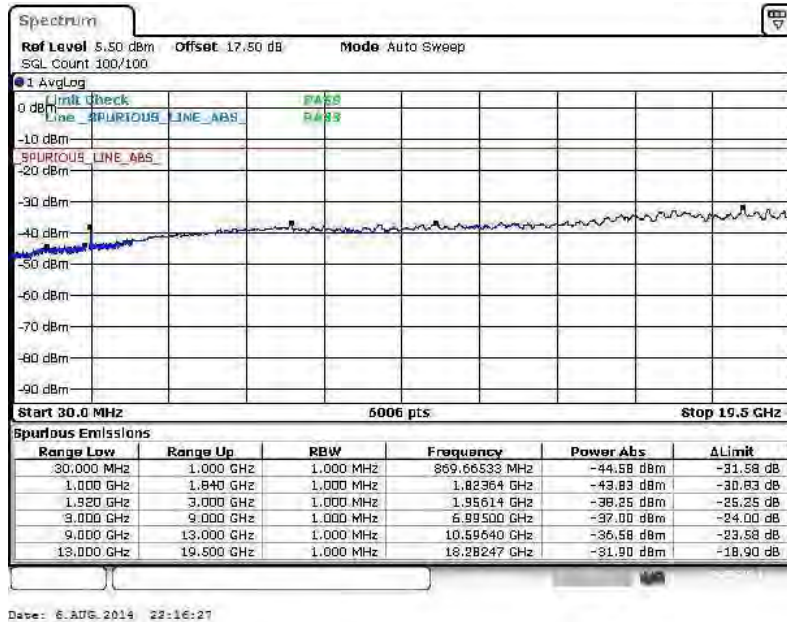


Band :	LTE Band 2	Channel :	CH18900 (Middle)
Band Width :	15MHz		

QPSK (RB Size 1, RB Offset 0)



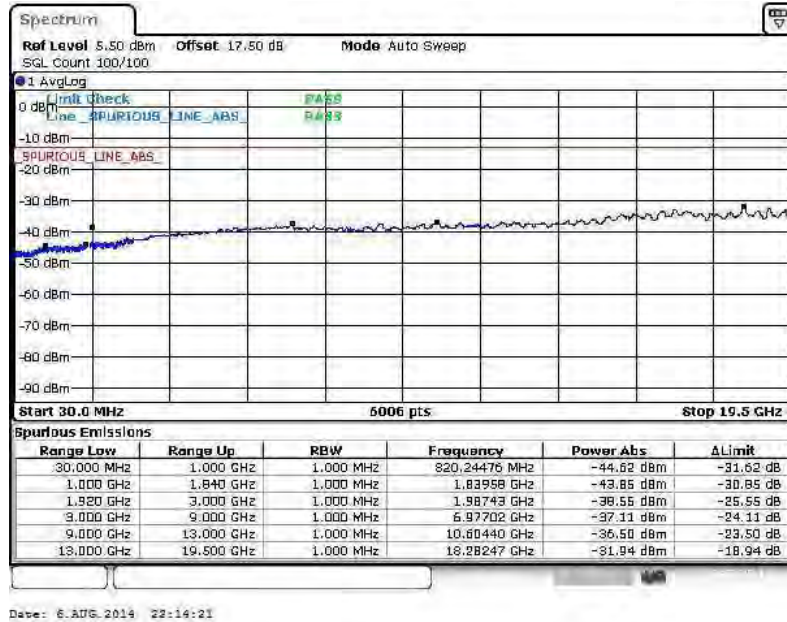
16QAM (RB Size 1, RB Offset 0)



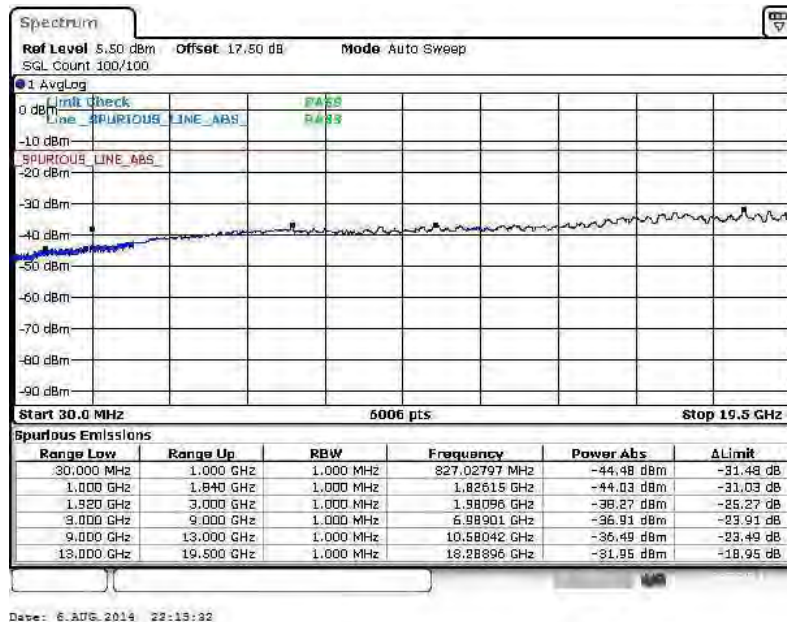


Band :	LTE Band 2	Channel :	CH19125 (High)
Band Width :	15MHz		

QPSK (RB Size 1, RB Offset 0)



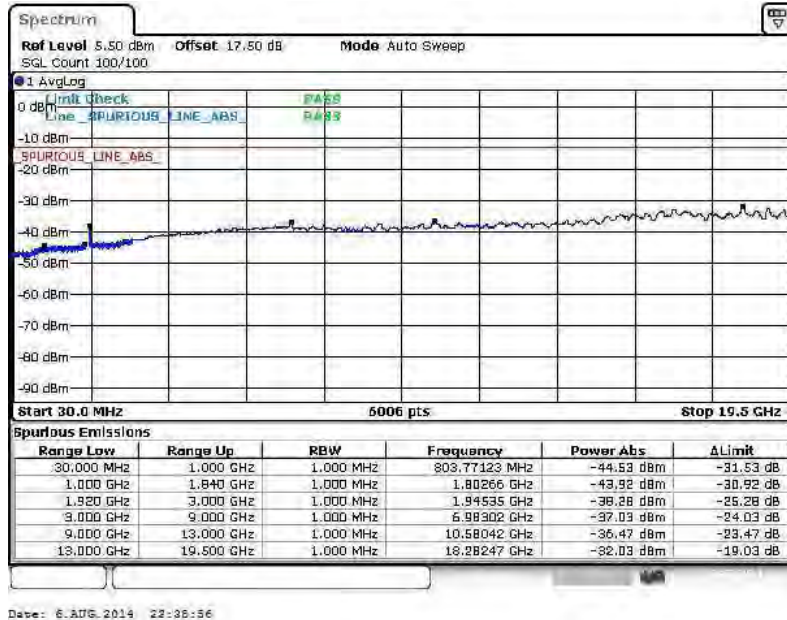
16QAM (RB Size 1, RB Offset 0)



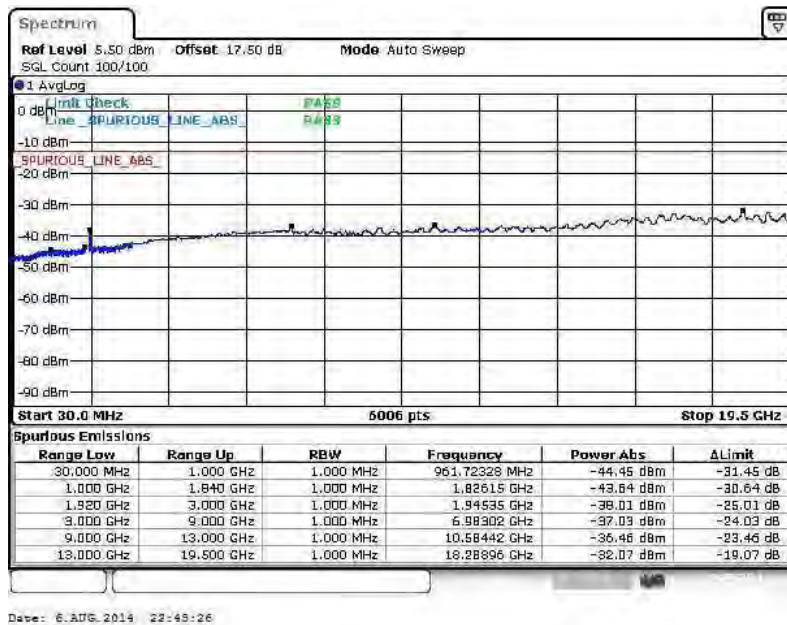


Band :	LTE Band 2	Channel :	CH18700 (Low)
Band Width :	20MHz		

QPSK (RB Size 1, RB Offset 0)



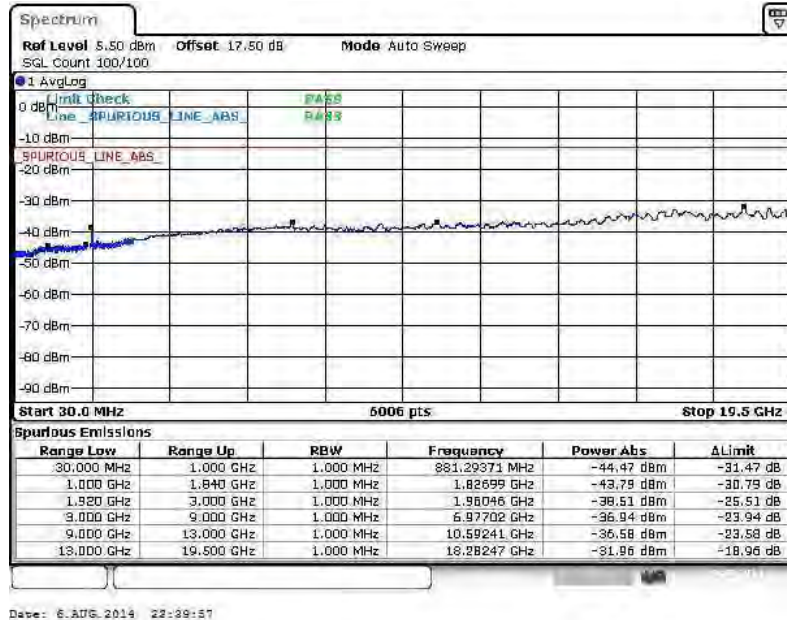
16QAM (RB Size 1, RB Offset 0)



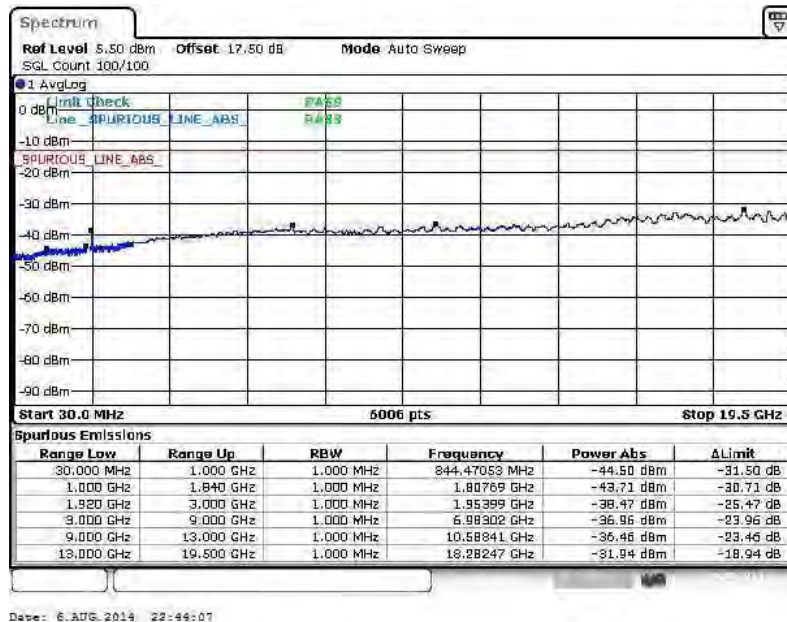


Band :	LTE Band 2	Channel :	CH18900 (Middle)
Band Width :	20MHz		

QPSK (RB Size 1, RB Offset 0)



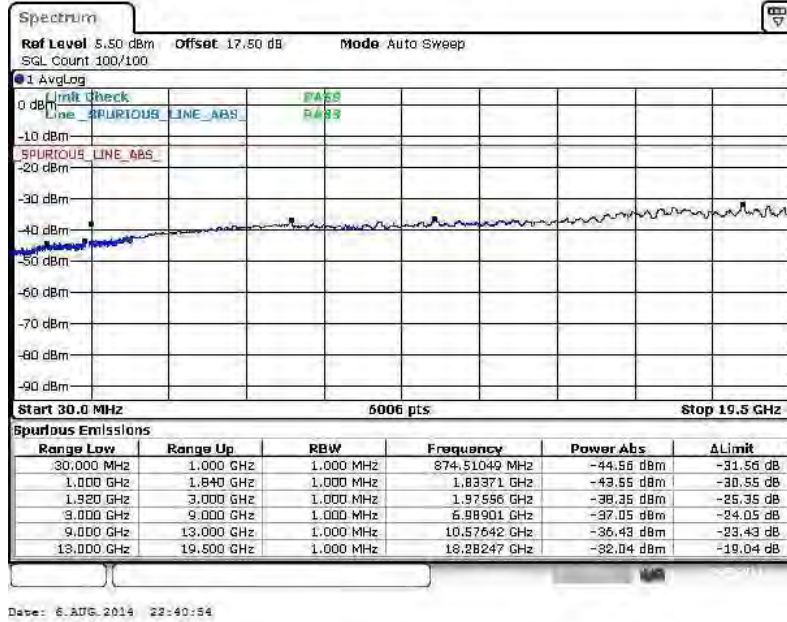
16QAM (RB Size 1, RB Offset 0)



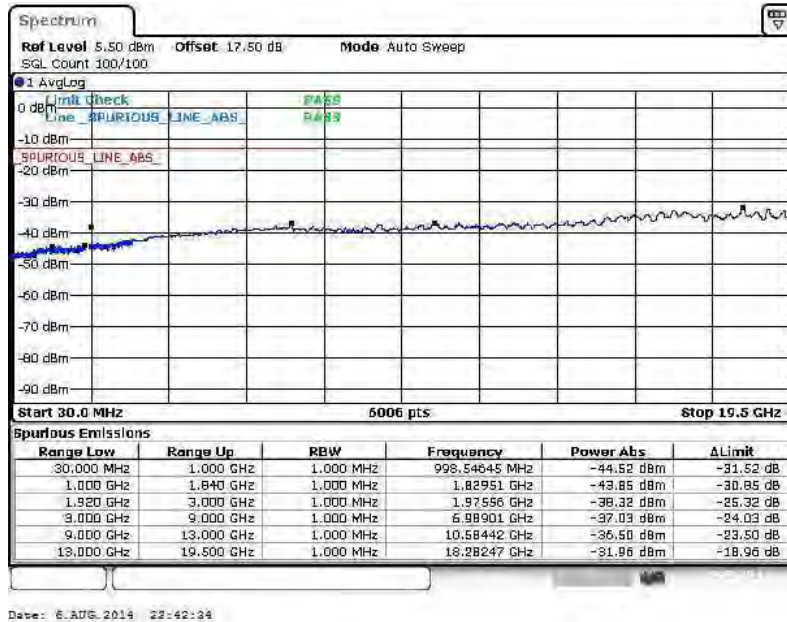


Band :	LTE Band 2	Channel :	CH19100 (High)
Band Width :	20MHz		

QPSK (RB Size 1, RB Offset 0)



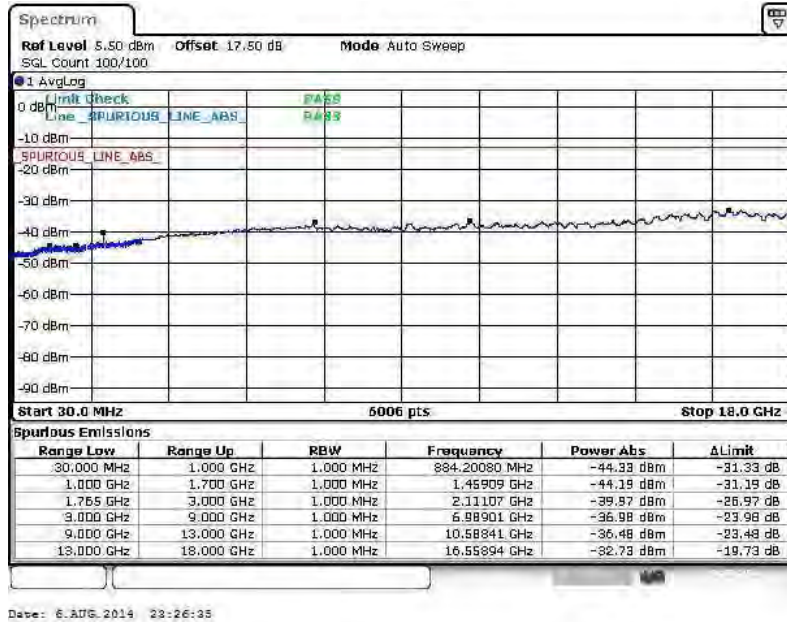
16QAM (RB Size 1, RB Offset 0)



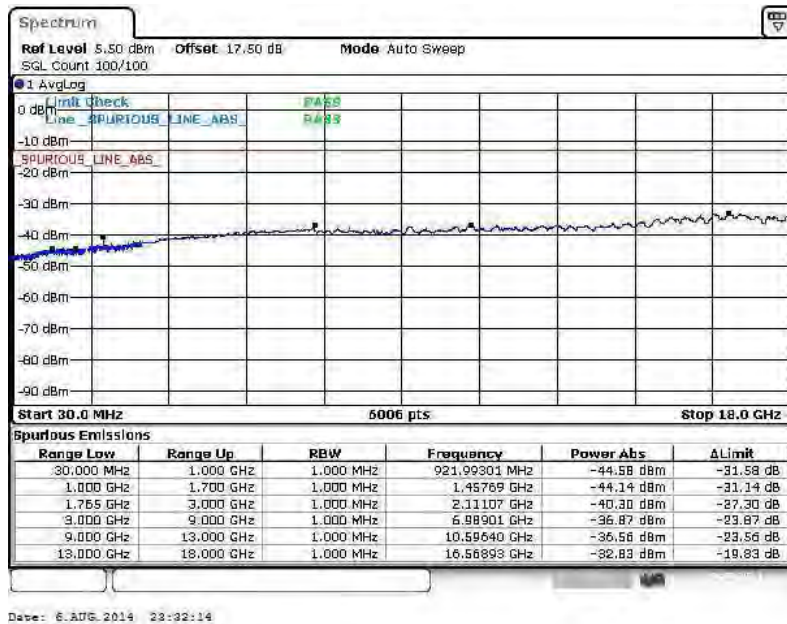


Band :	LTE Band 4	Channel :	CH19957 (Low)
Band Width :	1.4MHz		

QPSK (RB Size 1, RB Offset 0)



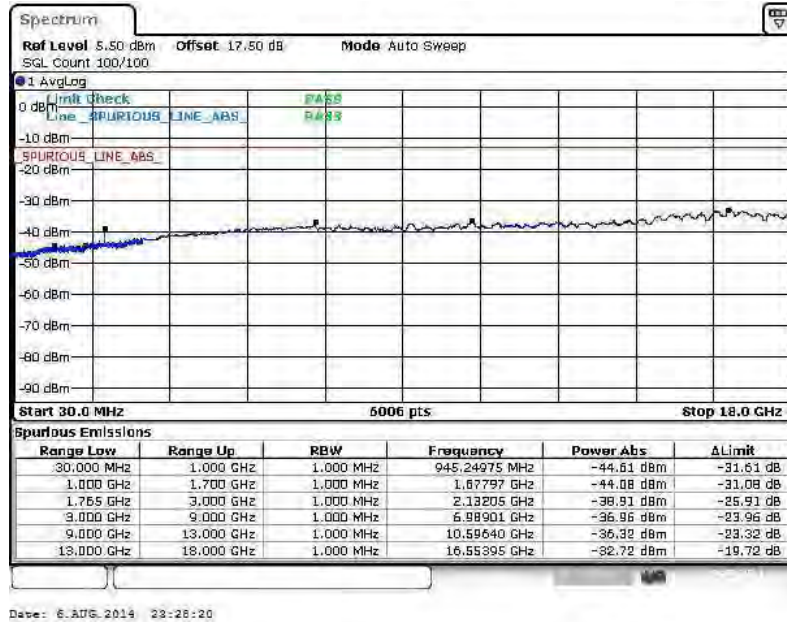
16QAM (RB Size 1, RB Offset 0)



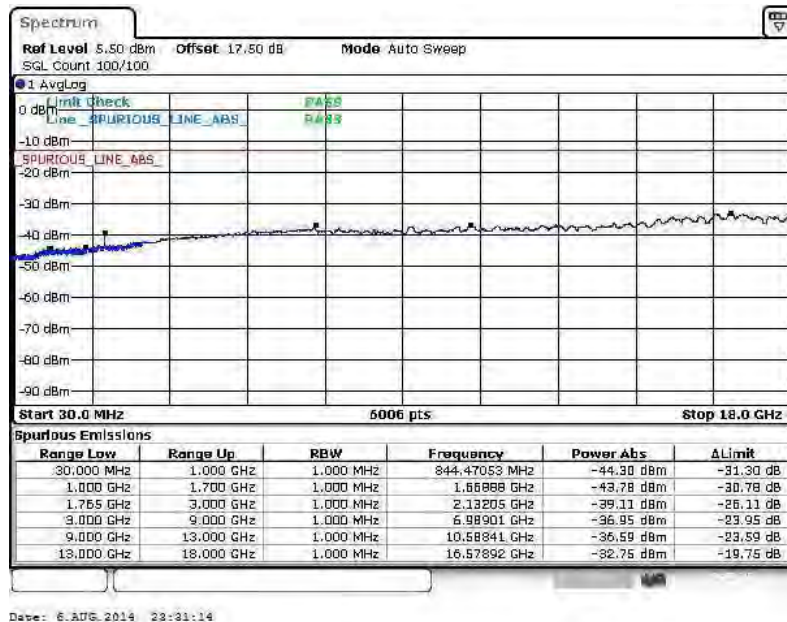


Band :	LTE Band 4	Channel :	CH20175 (Middle)
Band Width :	1.4MHz		

QPSK (RB Size 1, RB Offset 0)



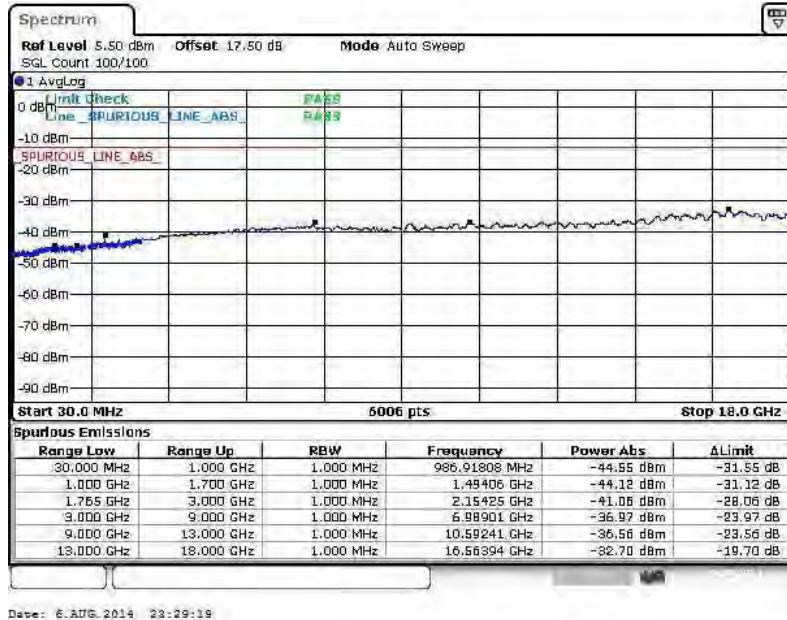
16QAM (RB Size 1, RB Offset 0)



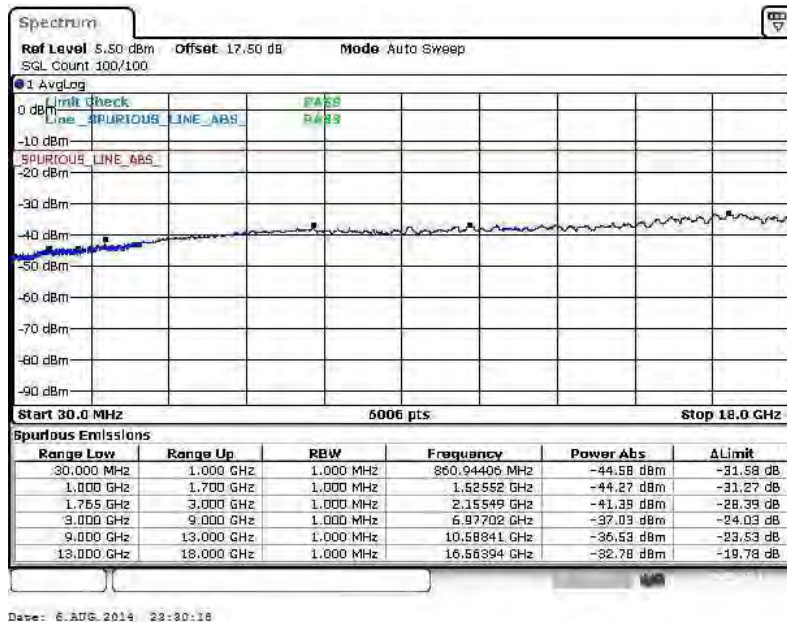


Band :	LTE Band 4	Channel :	CH20393 (High)
Band Width :	1.4MHz		

QPSK (RB Size 1, RB Offset 0)



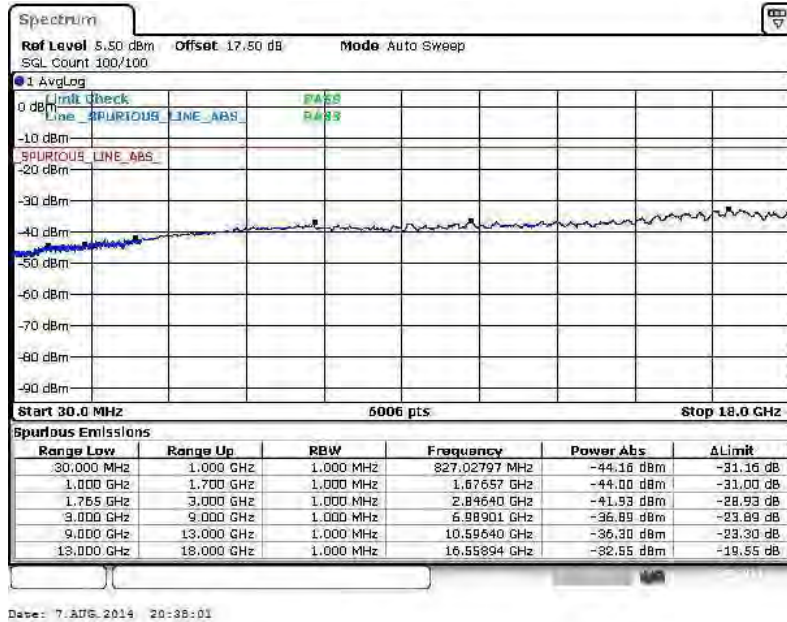
16QAM (RB Size 1, RB Offset 0)



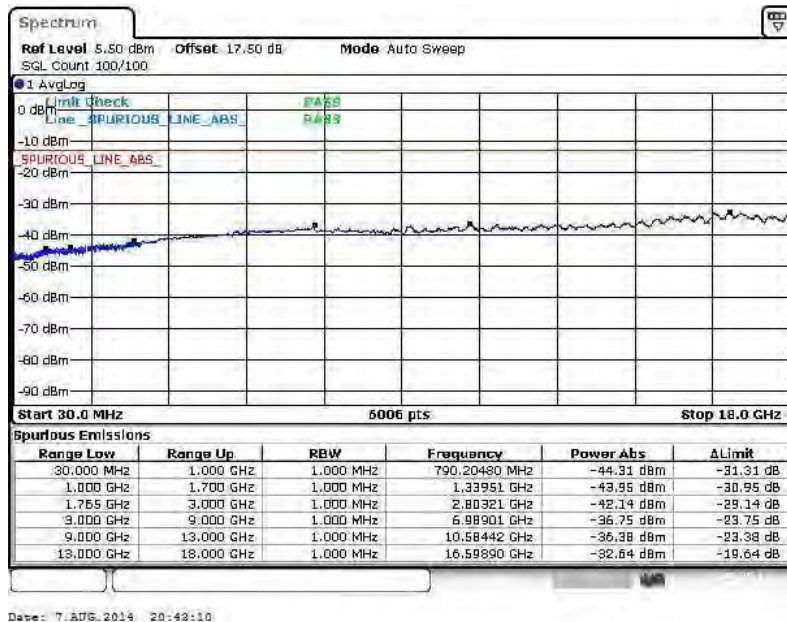


Band :	LTE Band 4	Channel :	CH19965 (Low)
Band Width :	3MHz		

QPSK (RB Size 1, RB Offset 0)



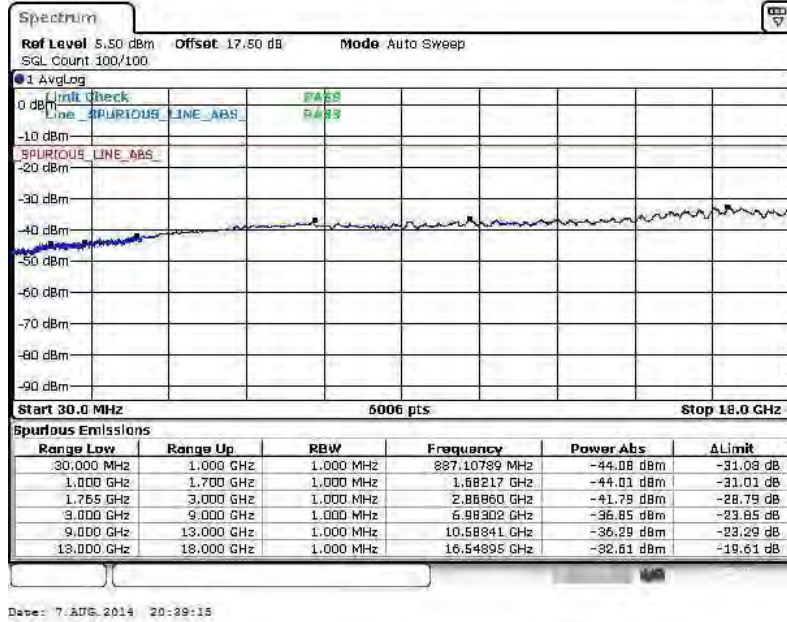
16QAM (RB Size 1, RB Offset 0)



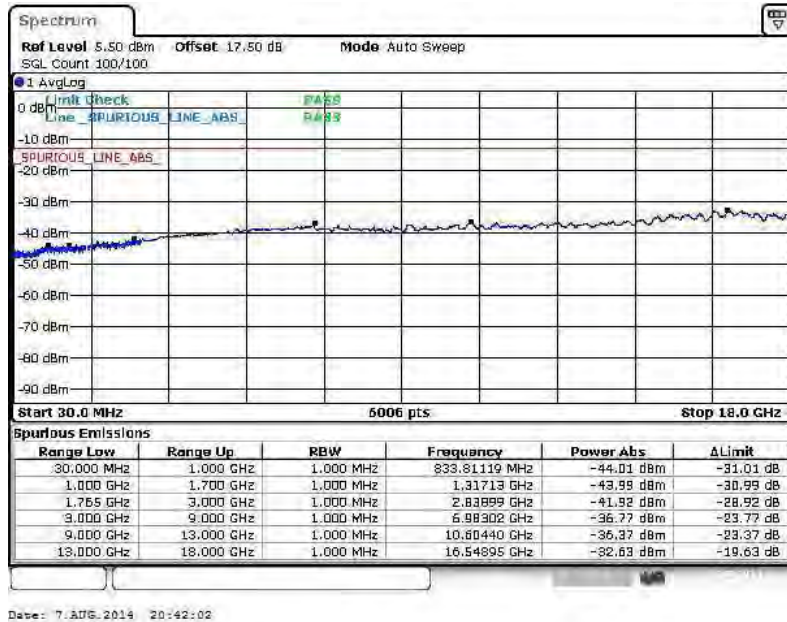


Band :	LTE Band 4	Channel :	CH20175 (Middle)
Band Width :	3MHz		

QPSK (RB Size 1, RB Offset 0)



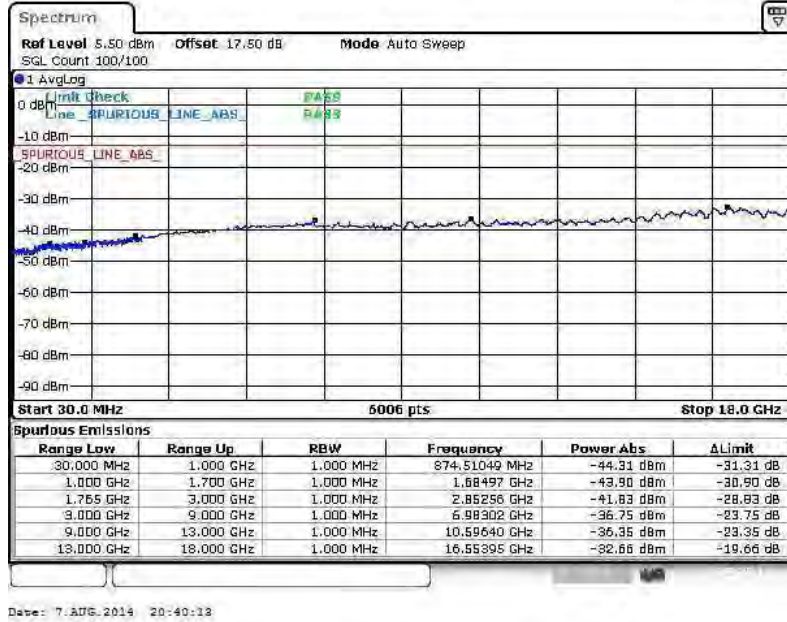
16QAM (RB Size 1, RB Offset 0)



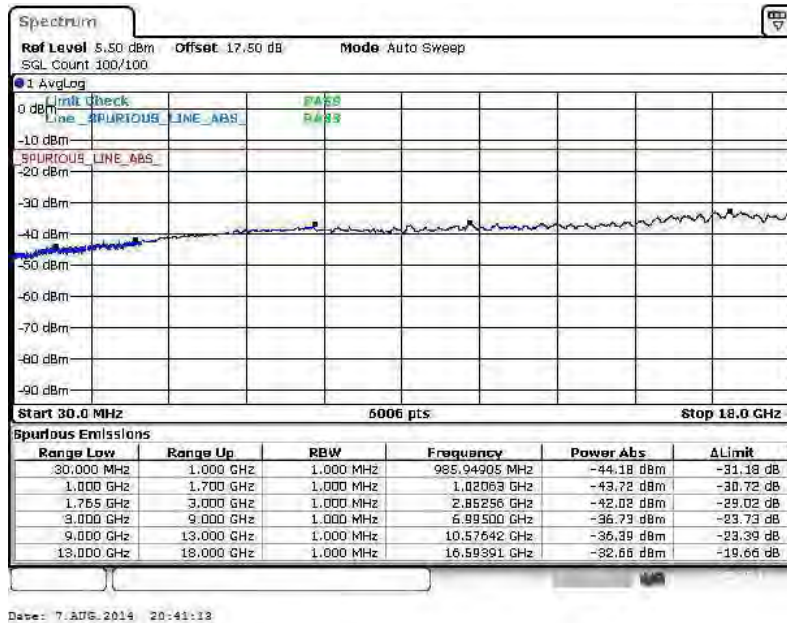


Band :	LTE Band 4	Channel :	CH20385 (High)
Band Width :	3MHz		

QPSK (RB Size 1, RB Offset 0)



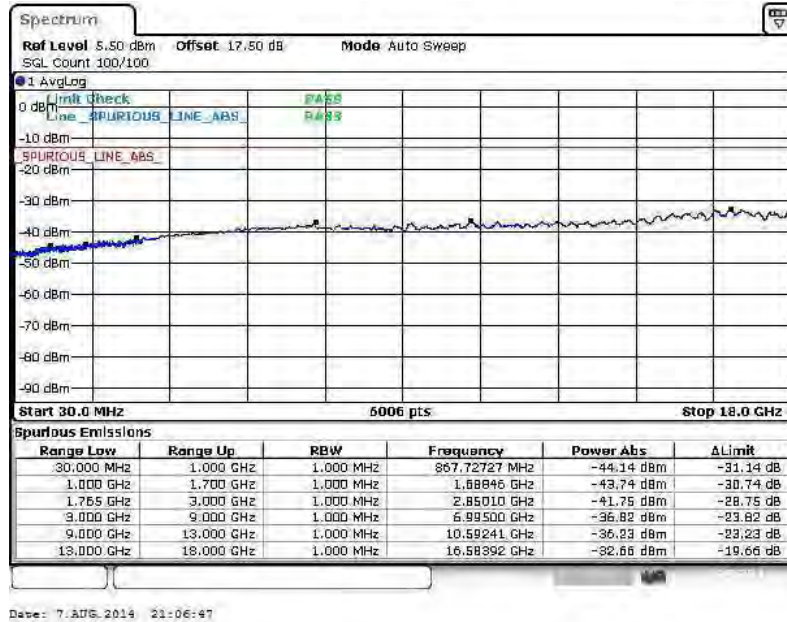
16QAM (RB Size 1, RB Offset 0)



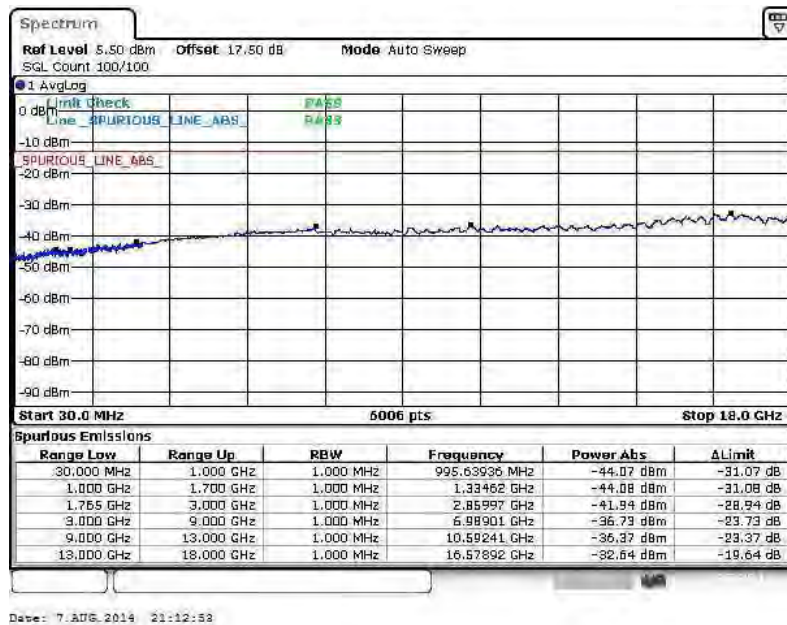


Band :	LTE Band 4	Channel :	CH19975 (Low)
Band Width :	5MHz		

QPSK (RB Size 1, RB Offset 0)



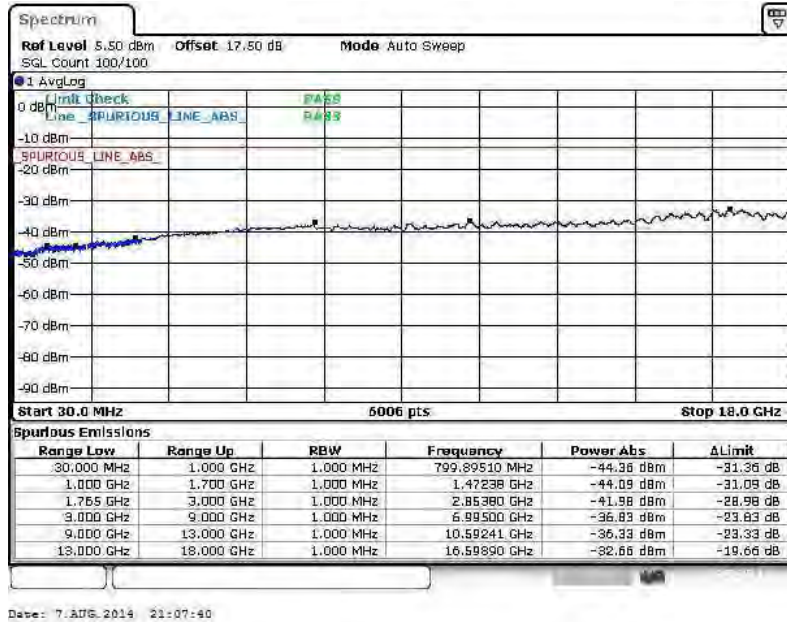
16QAM (RB Size 1, RB Offset 0)



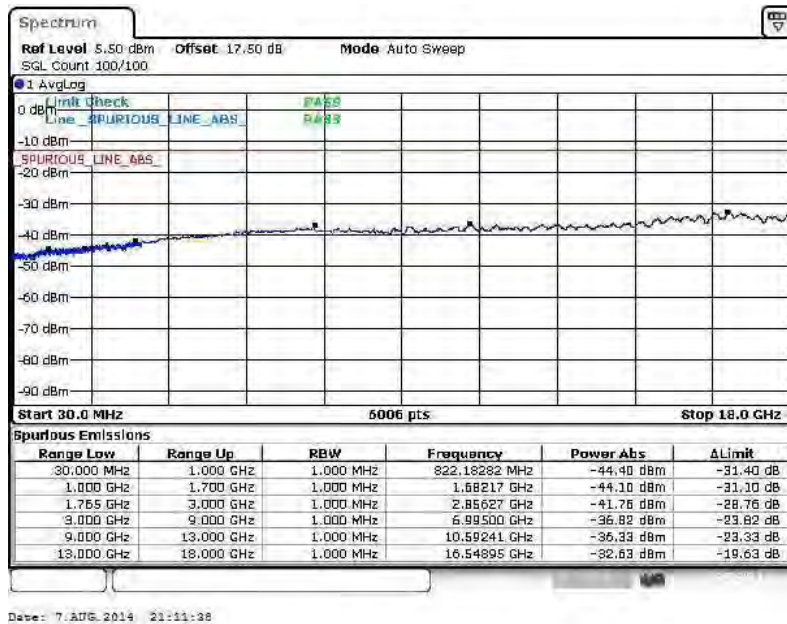


Band :	LTE Band 4	Channel :	CH20175 (Middle)
Band Width :	5MHz		

QPSK (RB Size 1, RB Offset 0)



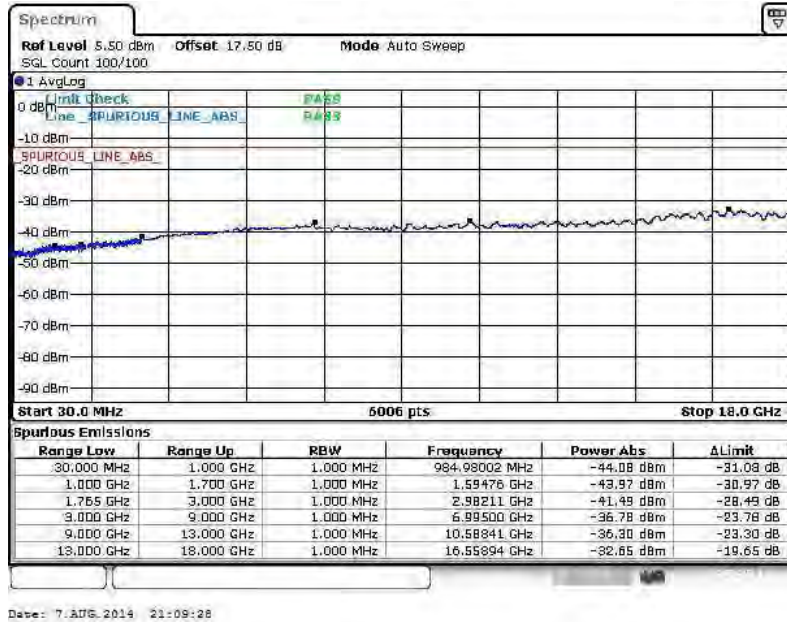
16QAM (RB Size 1, RB Offset 0)



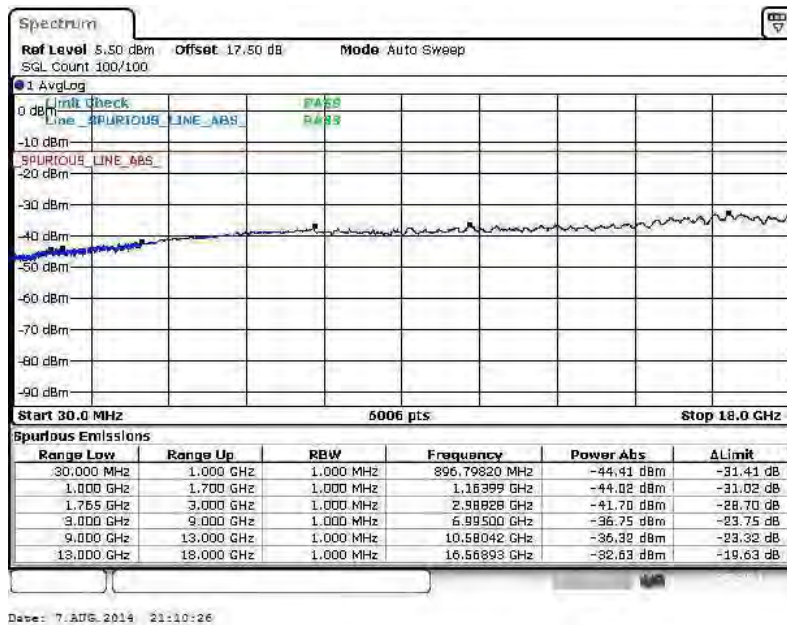


Band :	LTE Band 4	Channel :	CH20375 (High)
Band Width :	5MHz		

QPSK (RB Size 1, RB Offset 0)



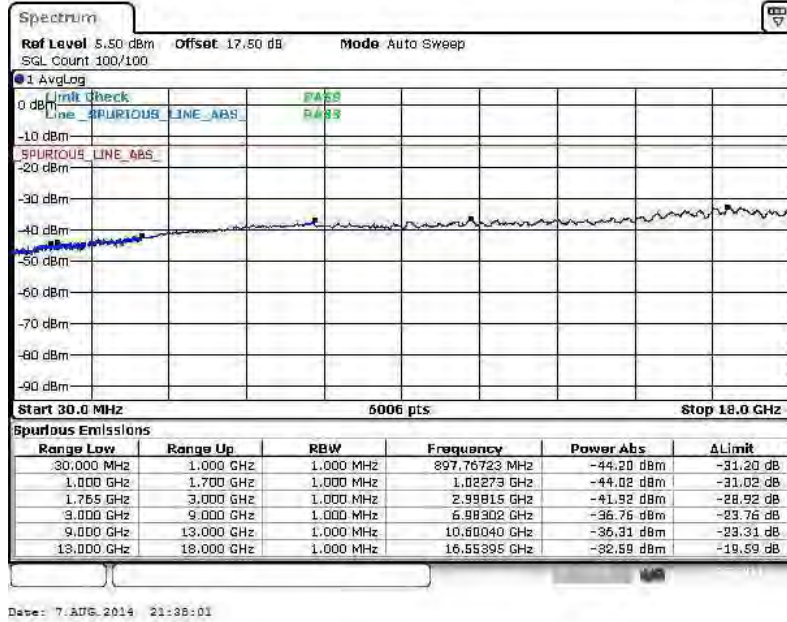
16QAM (RB Size 1, RB Offset 0)



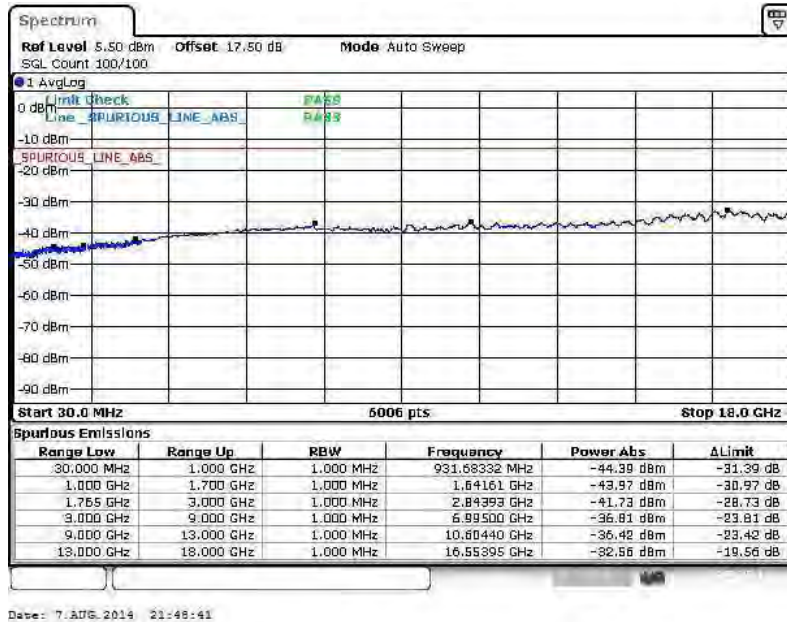


Band :	LTE Band 4	Channel :	CH20000 (Low)
Band Width :	10MHz		

QPSK (RB Size 1, RB Offset 0)



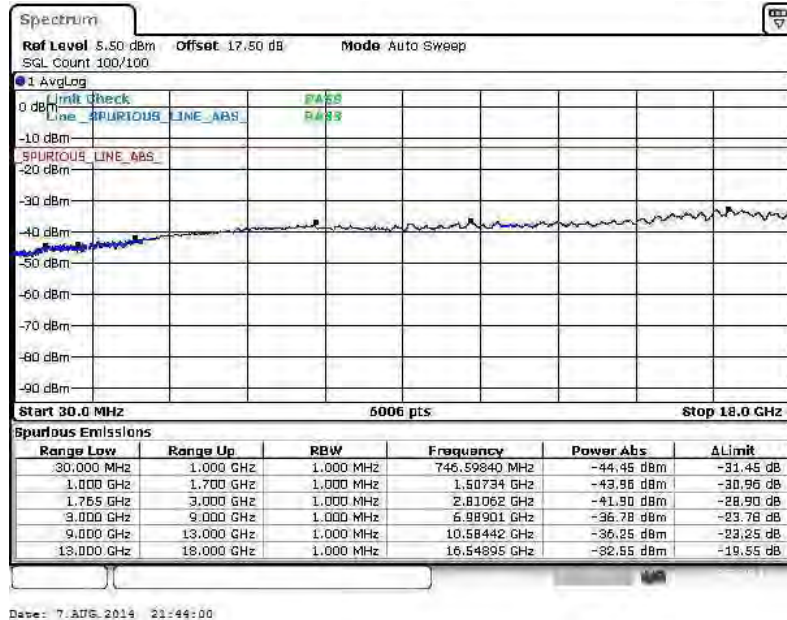
16QAM (RB Size 1, RB Offset 0)



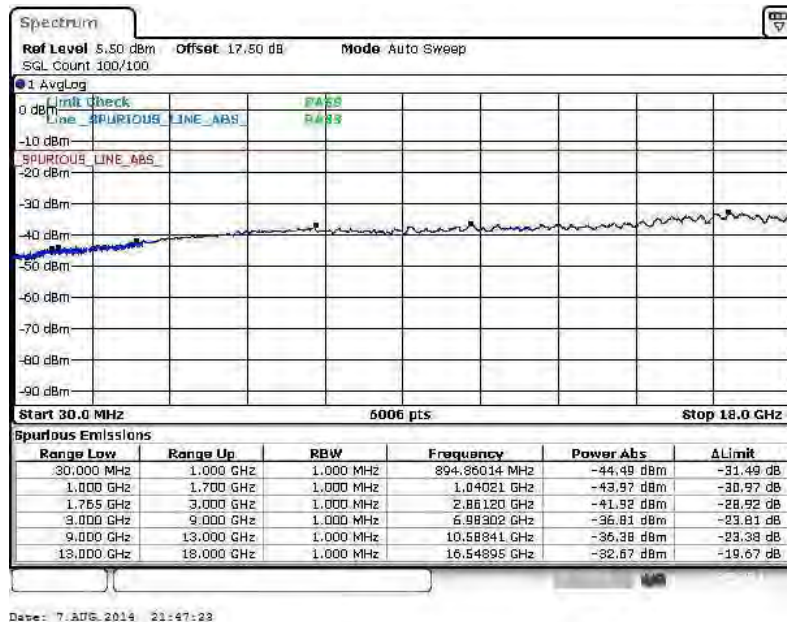


Band :	LTE Band 4	Channel :	CH20175 (Middle)
Band Width :	10MHz		

QPSK (RB Size 1, RB Offset 0)



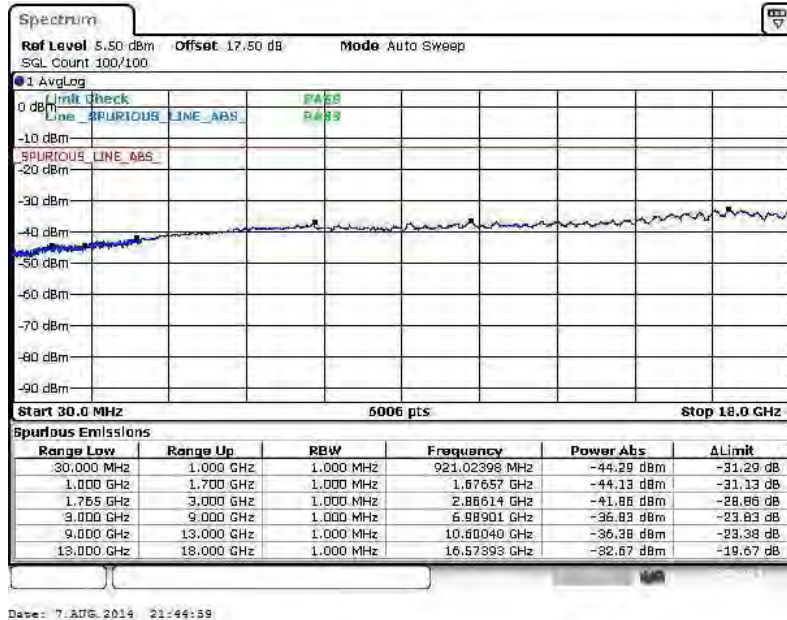
16QAM (RB Size 1, RB Offset 0)



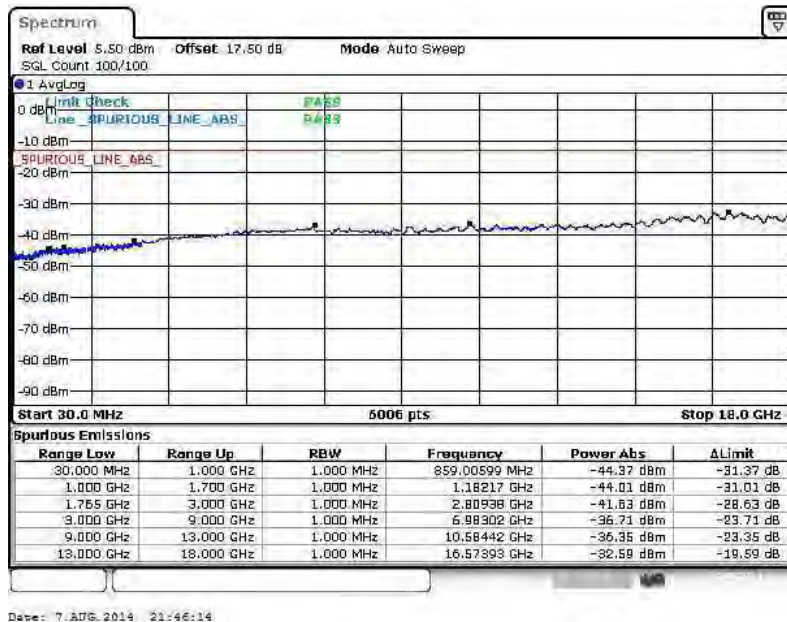


Band :	LTE Band 4	Channel :	CH20350 (High)
Band Width :	10MHz		

QPSK (RB Size 1, RB Offset 0)



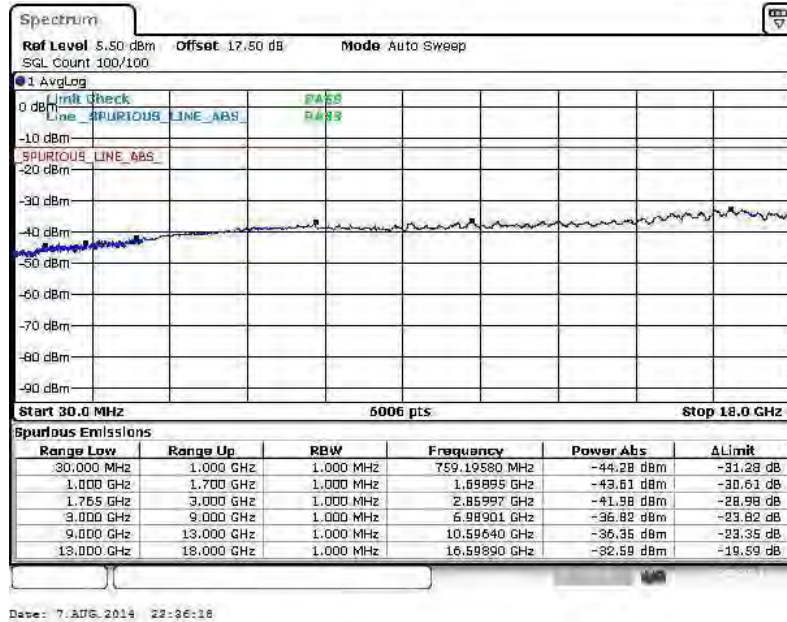
16QAM (RB Size 1, RB Offset 0)



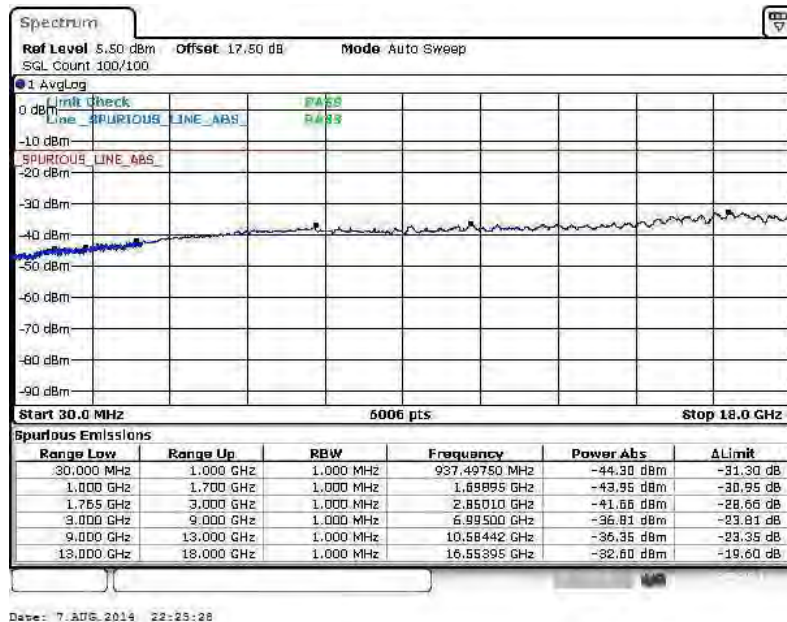


Band :	LTE Band 4	Channel :	CH20025 (Low)
Band Width :	15MHz		

QPSK (RB Size 1, RB Offset 0)



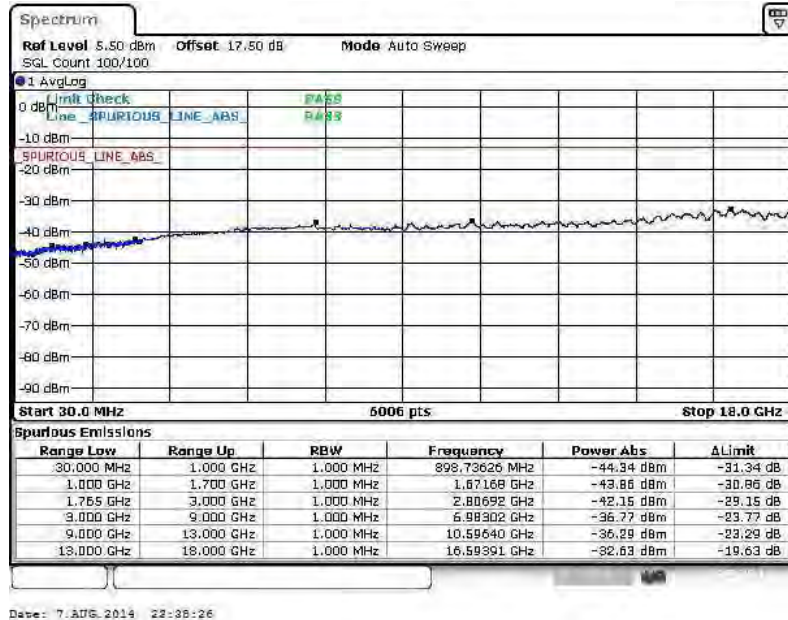
16QAM (RB Size 1, RB Offset 0)



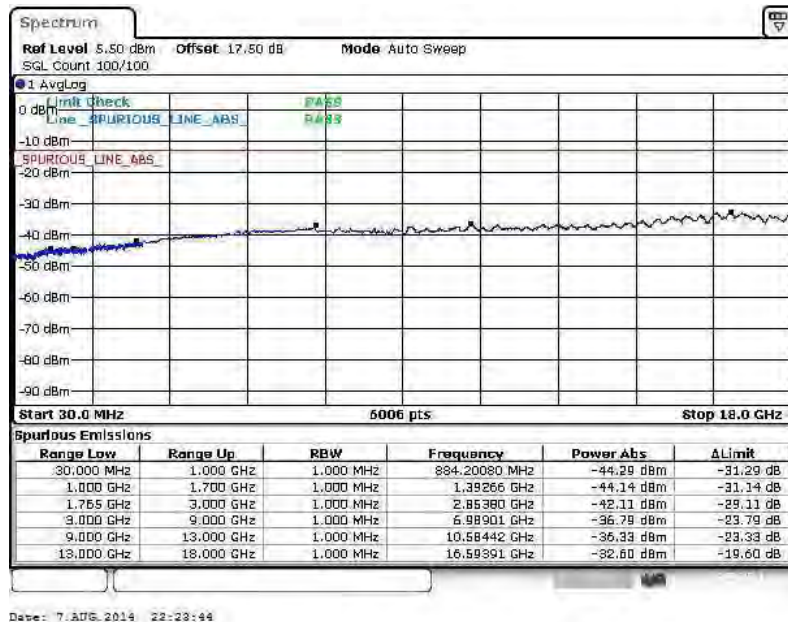


Band :	LTE Band 4	Channel :	CH20175 (Middle)
Band Width :	15MHz		

QPSK (RB Size 1, RB Offset 0)



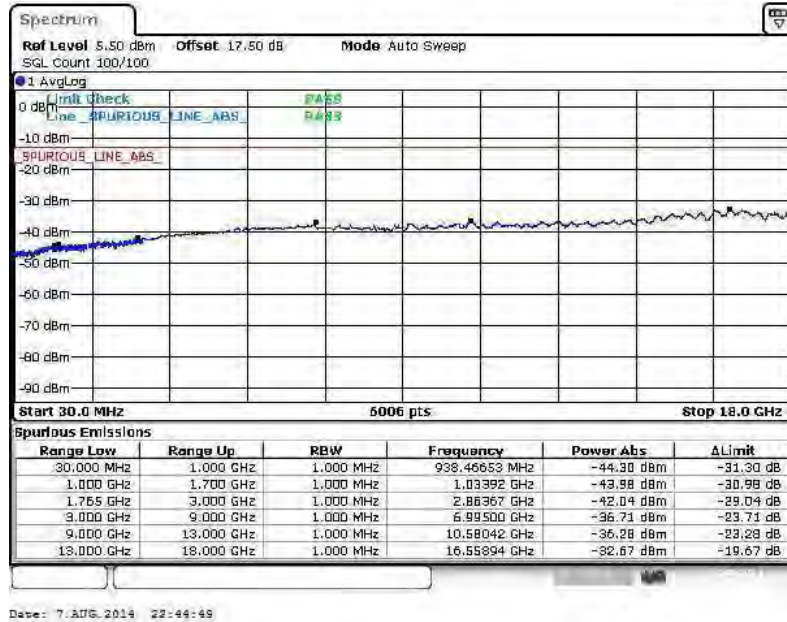
16QAM (RB Size 1, RB Offset 0)



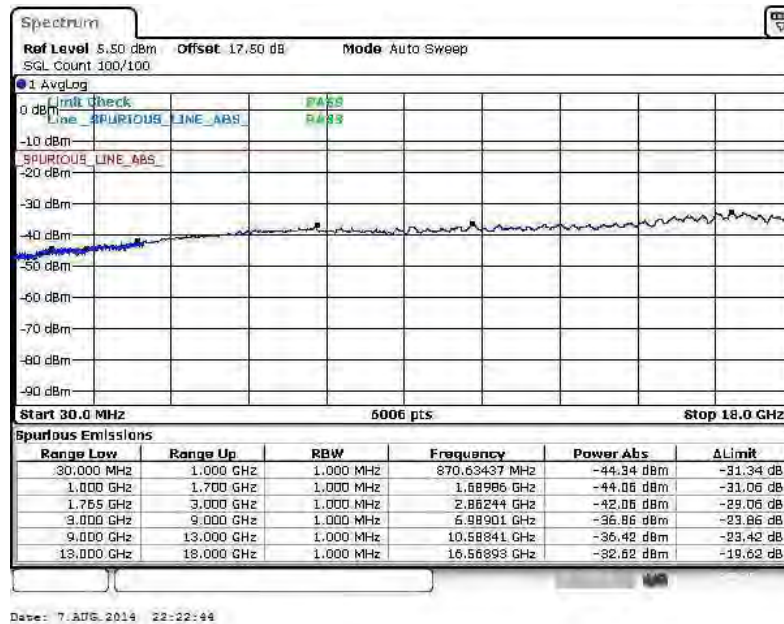


Band :	LTE Band 4	Channel :	CH20325 (High)
Band Width :	15MHz		

QPSK (RB Size 1, RB Offset 0)



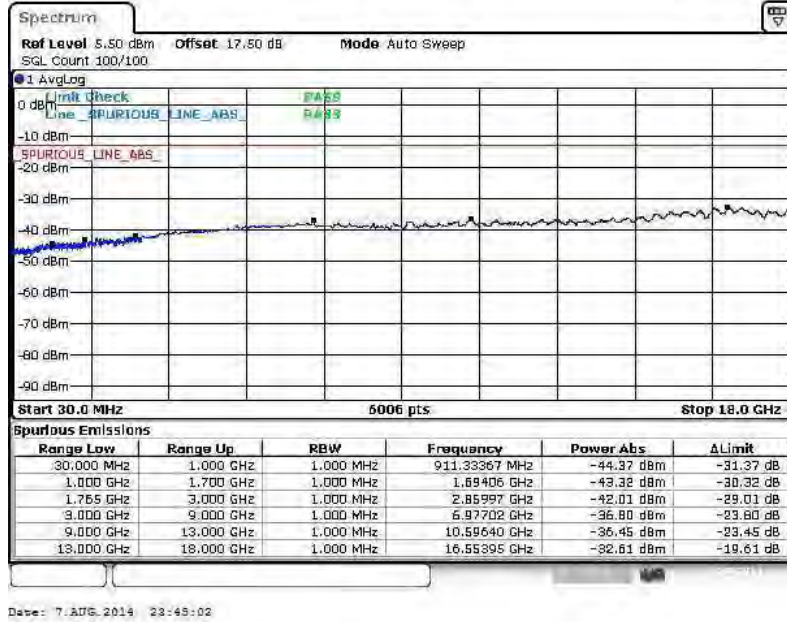
16QAM (RB Size 1, RB Offset 0)



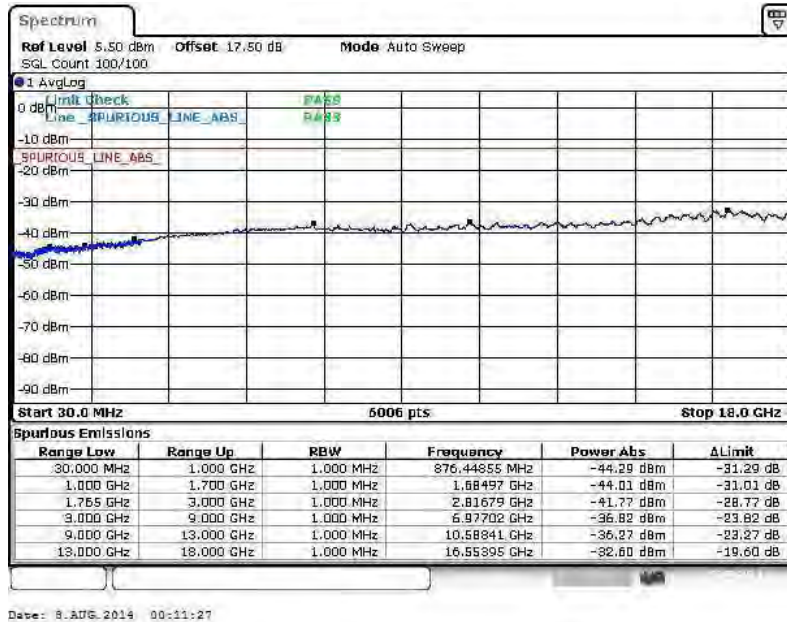


Band :	LTE Band 4	Channel :	CH20050 (Low)
Band Width :	20MHz		

QPSK (RB Size 1, RB Offset 0)



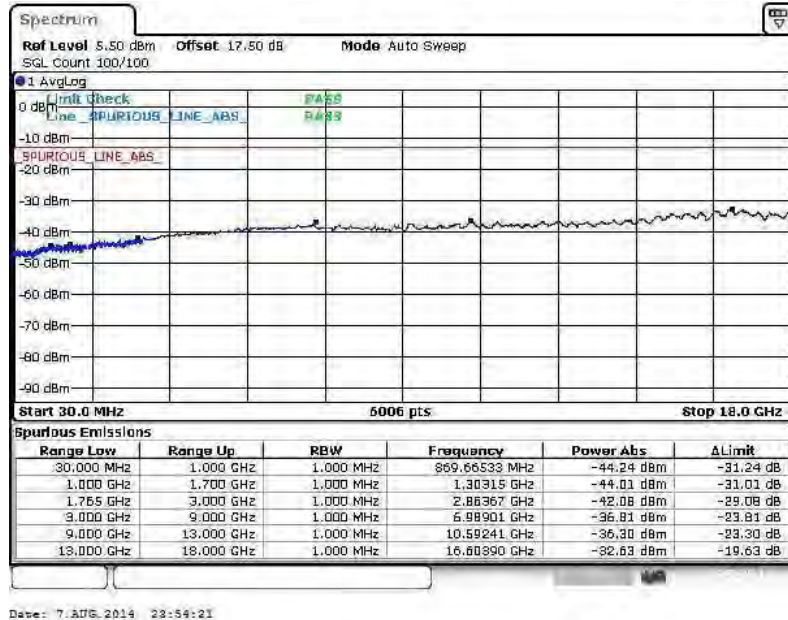
16QAM (RB Size 1, RB Offset 0)



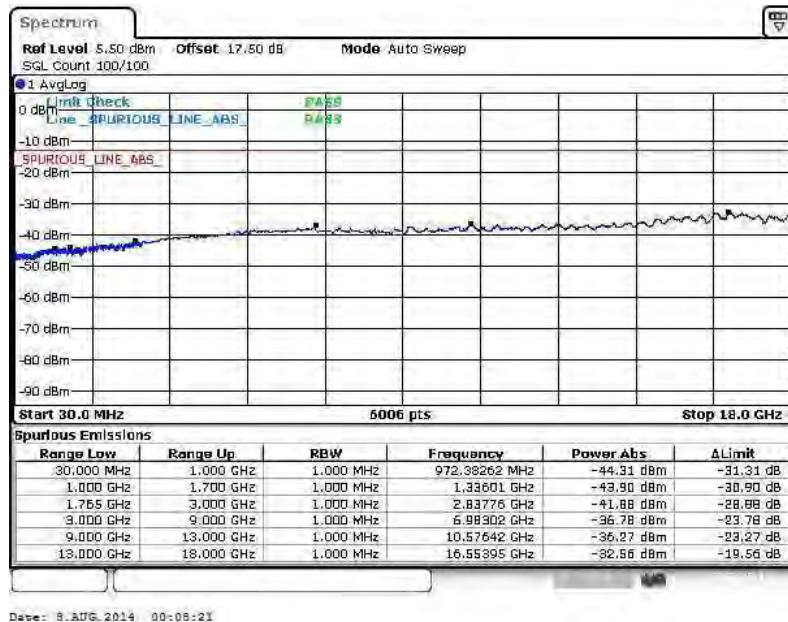


Band :	LTE Band 4	Channel :	CH20175 (Middle)
Band Width :	20MHz		

QPSK (RB Size 1, RB Offset 0)



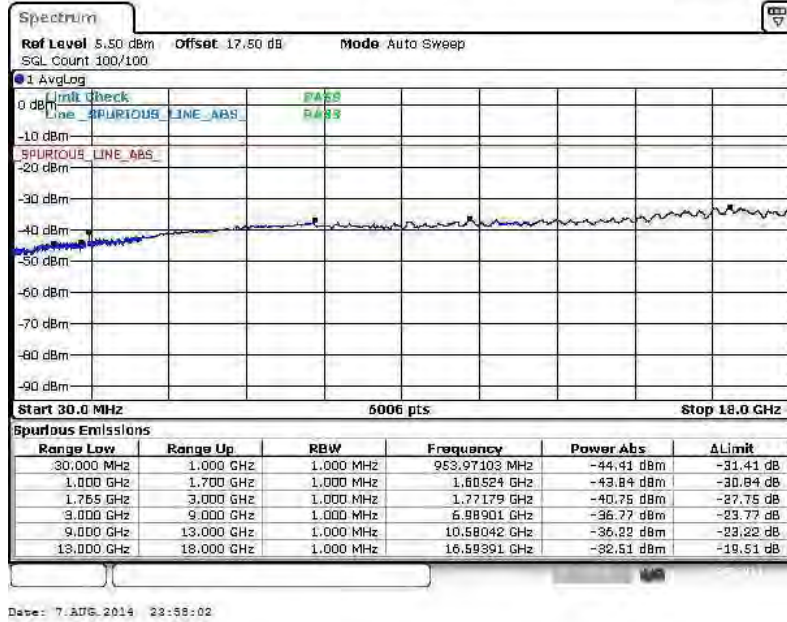
16QAM (RB Size 1, RB Offset 0)



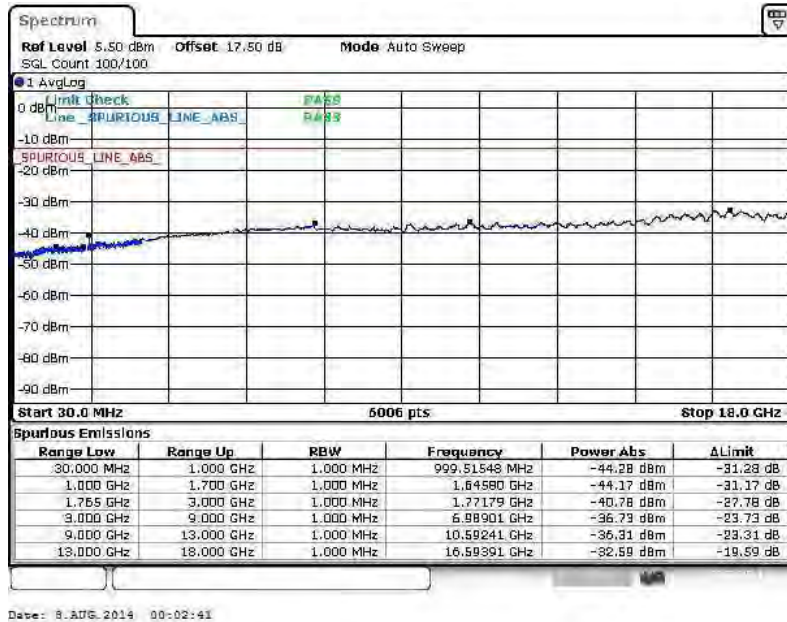


Band :	LTE Band 4	Channel :	CH20300 (High)
Band Width :	20MHz		

QPSK (RB Size 1, RB Offset 0)



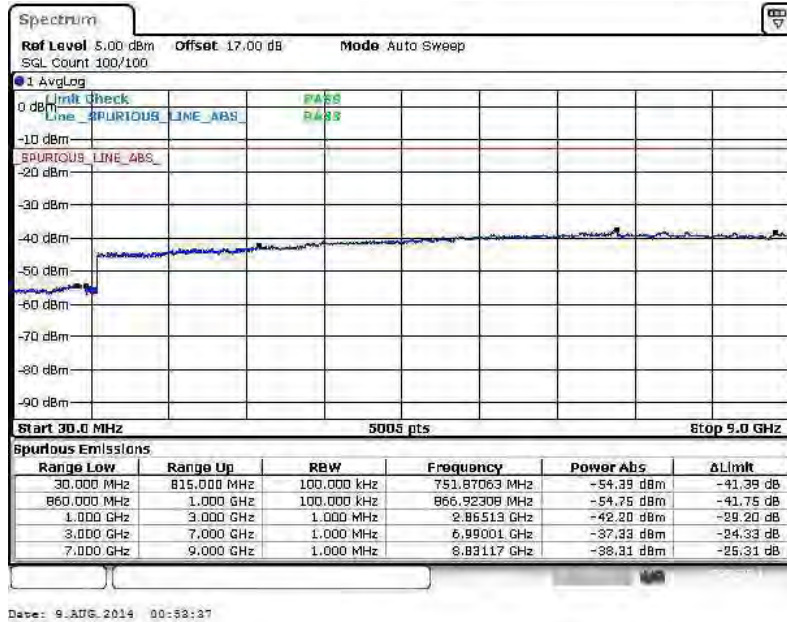
16QAM (RB Size 1, RB Offset 0)



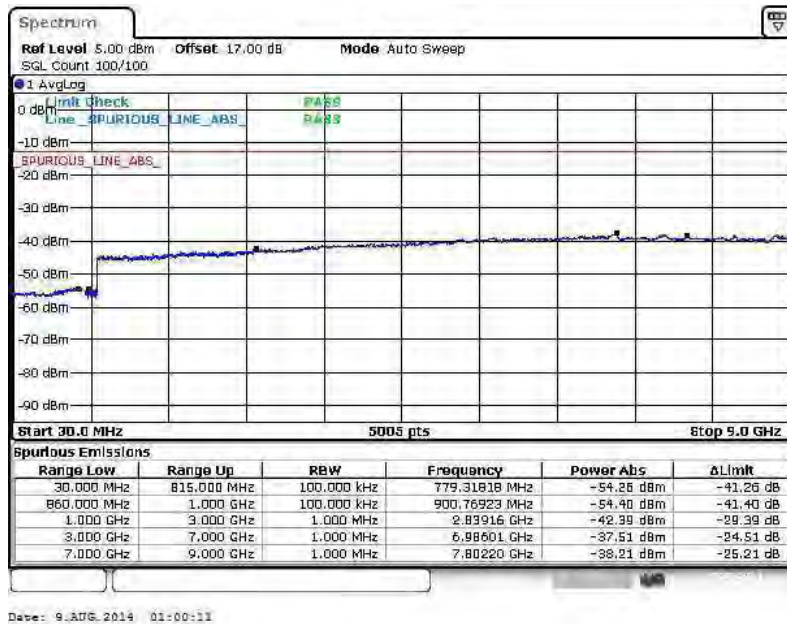


Band :	LTE Band 5	Channel :	CH20407 (Low)
Band Width :	1.4MHz		

QPSK (RB Size 1, RB Offset 0)



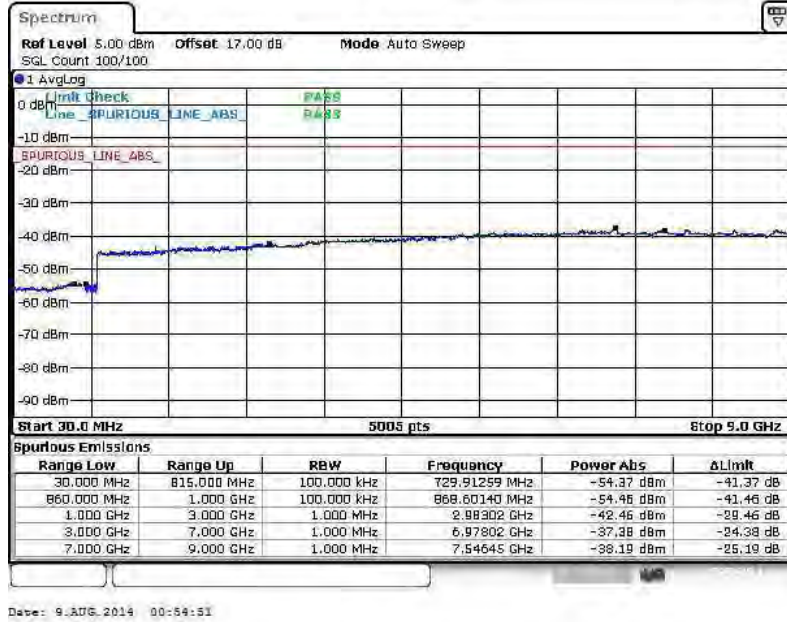
16QAM (RB Size 1, RB Offset 0)



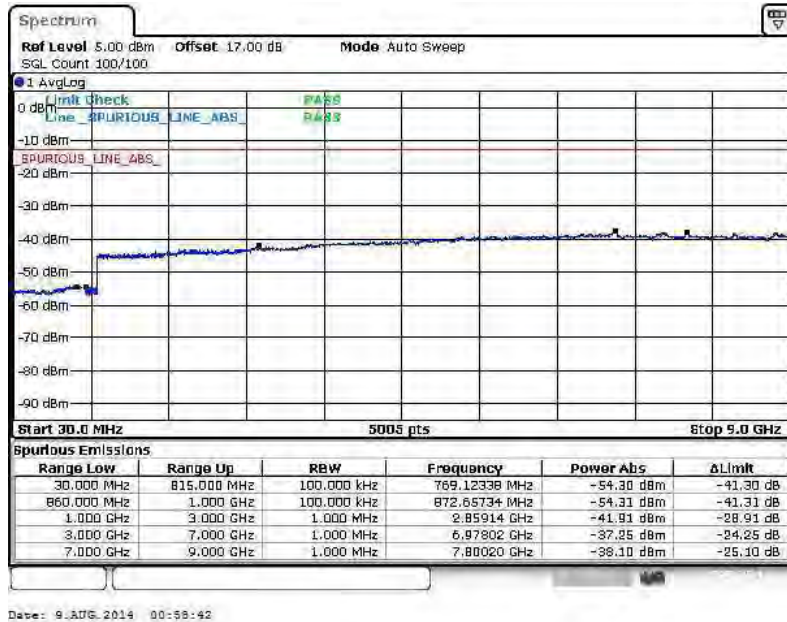


Band :	LTE Band 5	Channel :	CH20525 (Middle)
Band Width :	1.4MHz		

QPSK (RB Size 1, RB Offset 0)



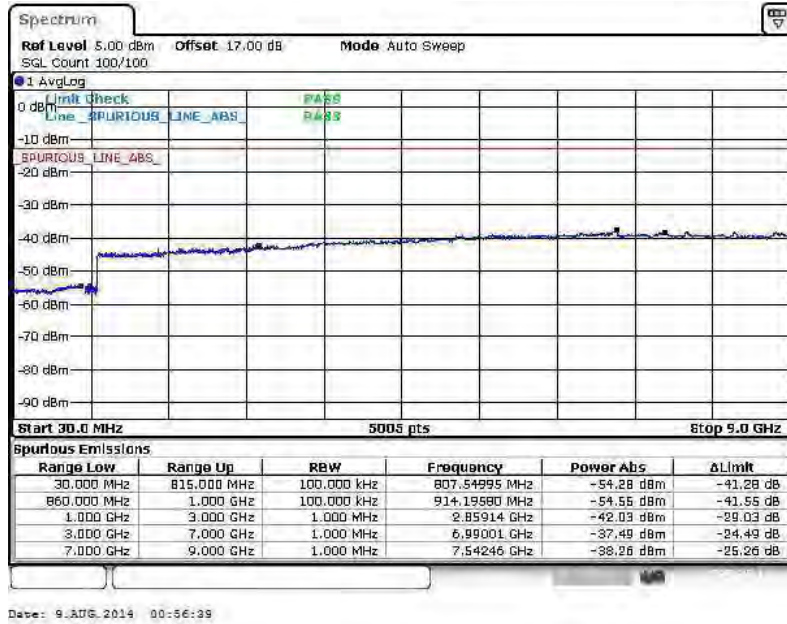
16QAM (RB Size 1, RB Offset 0)



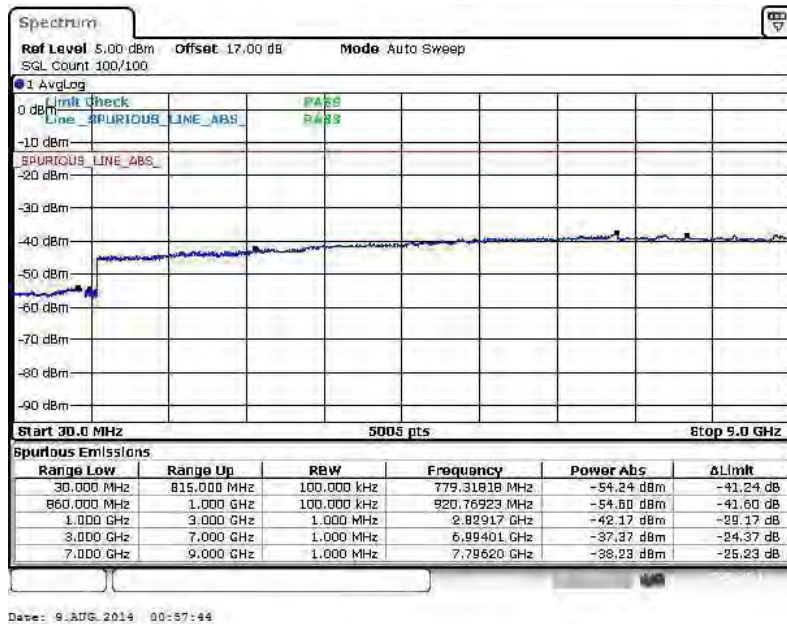


Band :	LTE Band 5	Channel :	CH20643 (High)
Band Width :	1.4MHz		

QPSK (RB Size 1, RB Offset 0)



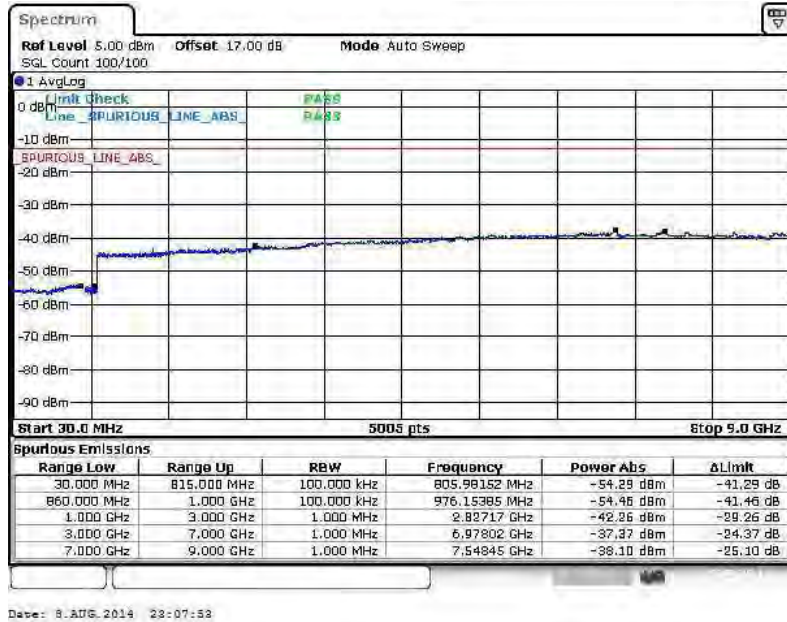
16QAM (RB Size 1, RB Offset 0)



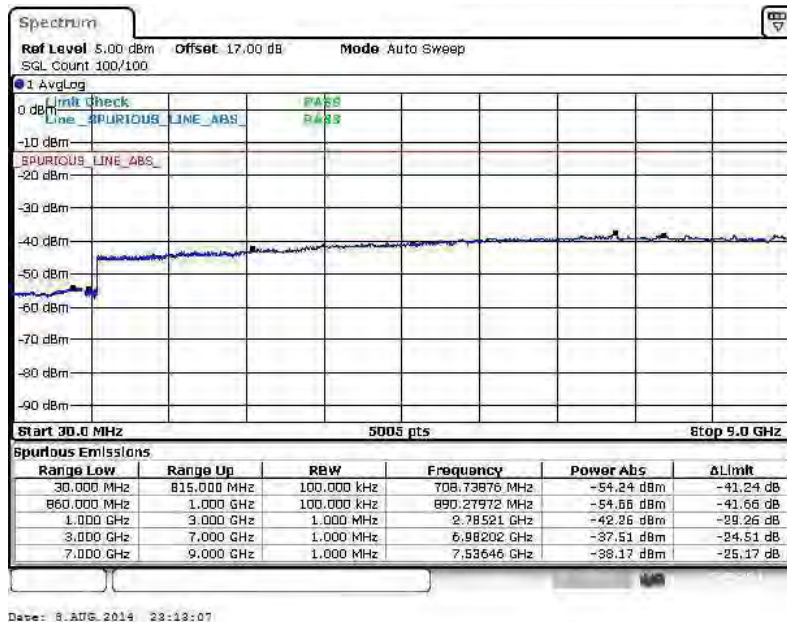


Band :	LTE Band 5	Channel :	CH20415 (Low)
Band Width :	3MHz		

QPSK (RB Size 1, RB Offset 0)



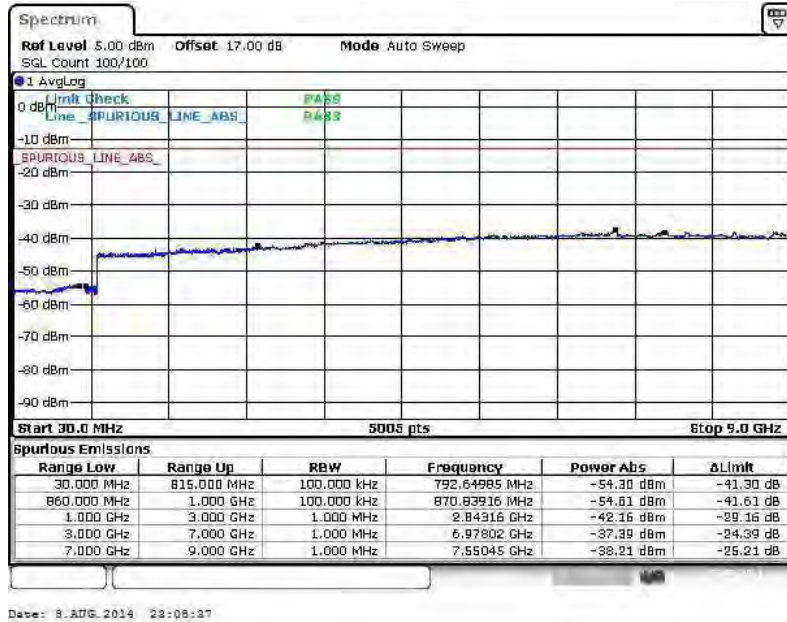
16QAM (RB Size 1, RB Offset 0)



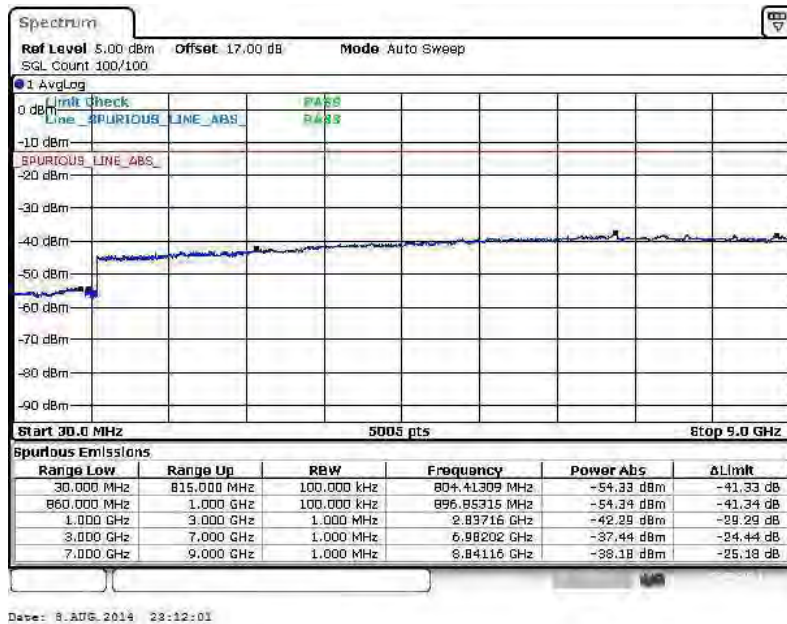


Band :	LTE Band 5	Channel :	CH20525 (Middle)
Band Width :	3MHz		

QPSK (RB Size 1, RB Offset 0)



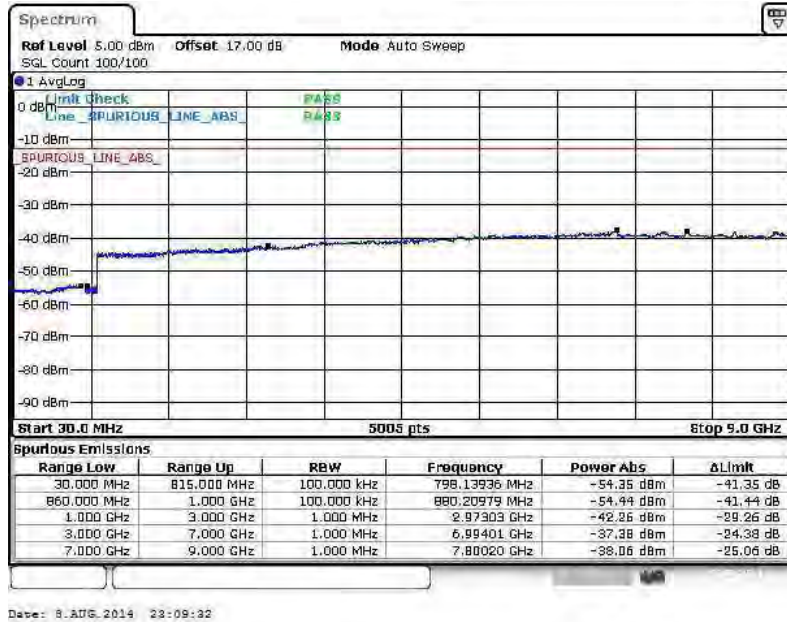
16QAM (RB Size 1, RB Offset 0)



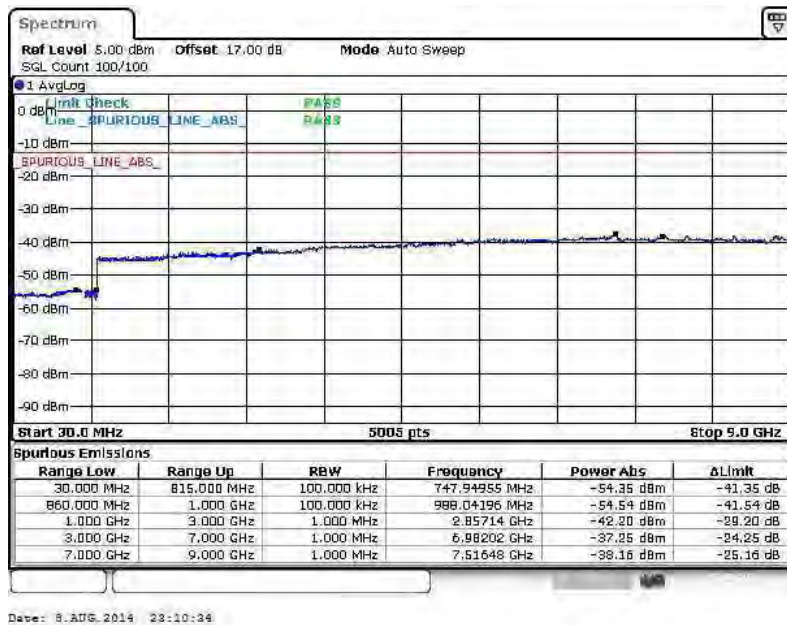


Band :	LTE Band 5	Channel :	CH20635 (High)
Band Width :	3MHz		

QPSK (RB Size 1, RB Offset 0)



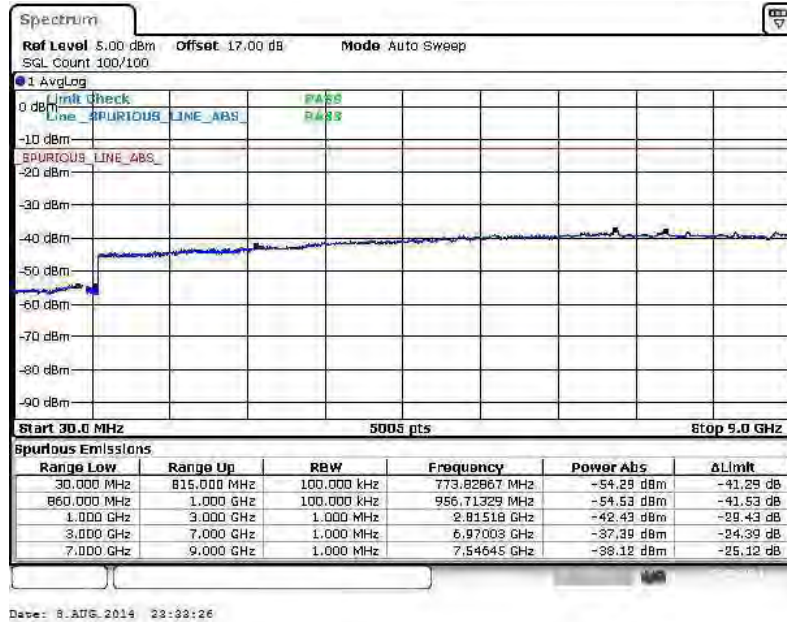
16QAM (RB Size 1, RB Offset 0)



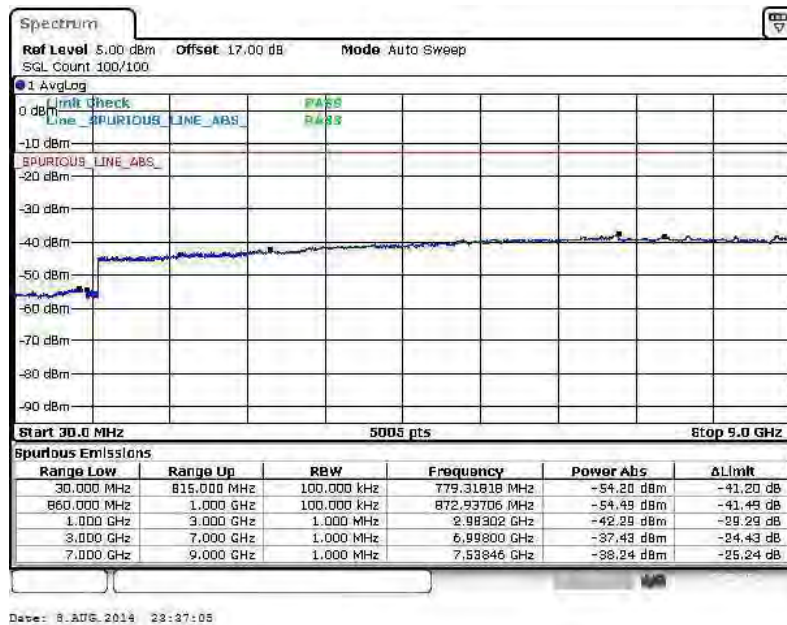


Band :	LTE Band 5	Channel :	CH20425 (Low)
Band Width :	5MHz		

QPSK (RB Size 1, RB Offset 0)



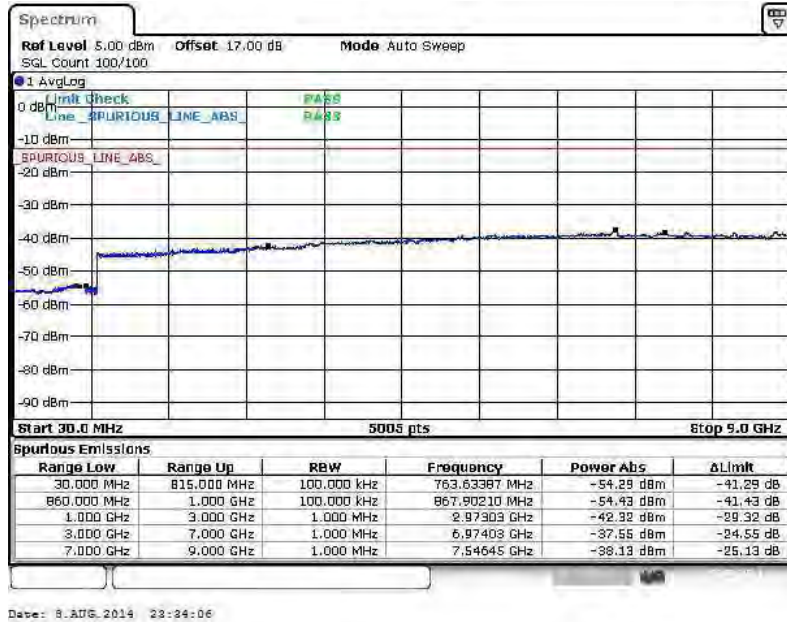
16QAM (RB Size 1, RB Offset 0)



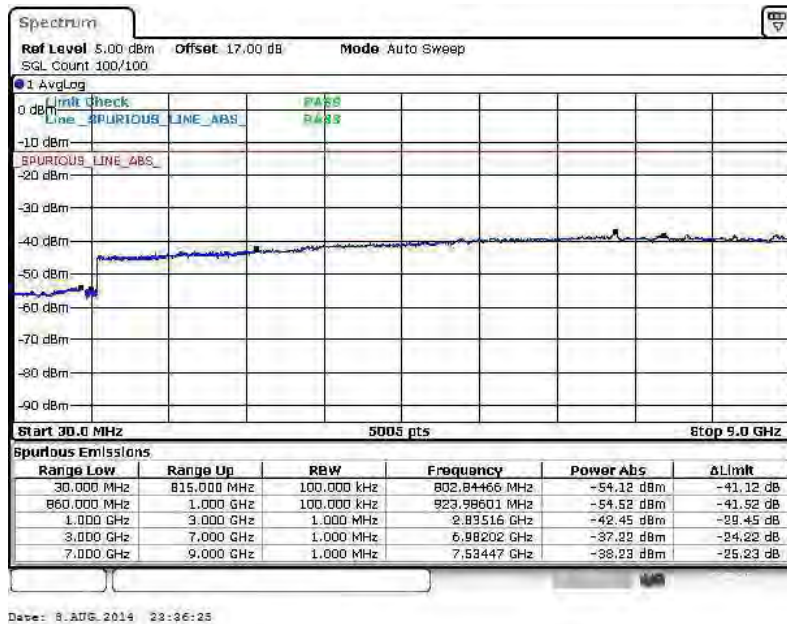


Band :	LTE Band 5	Channel :	CH20525 (Middle)
Band Width :	5MHz		

QPSK (RB Size 1, RB Offset 0)



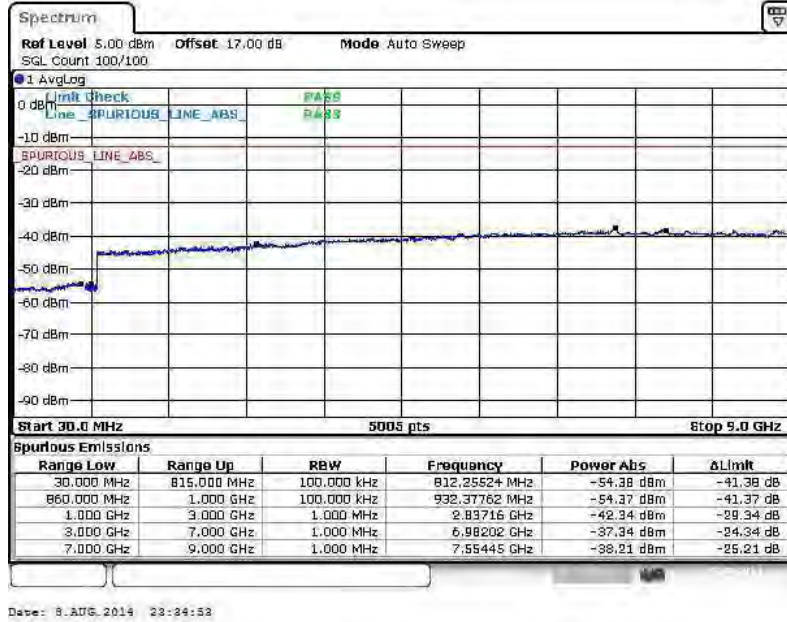
16QAM (RB Size 1, RB Offset 0)



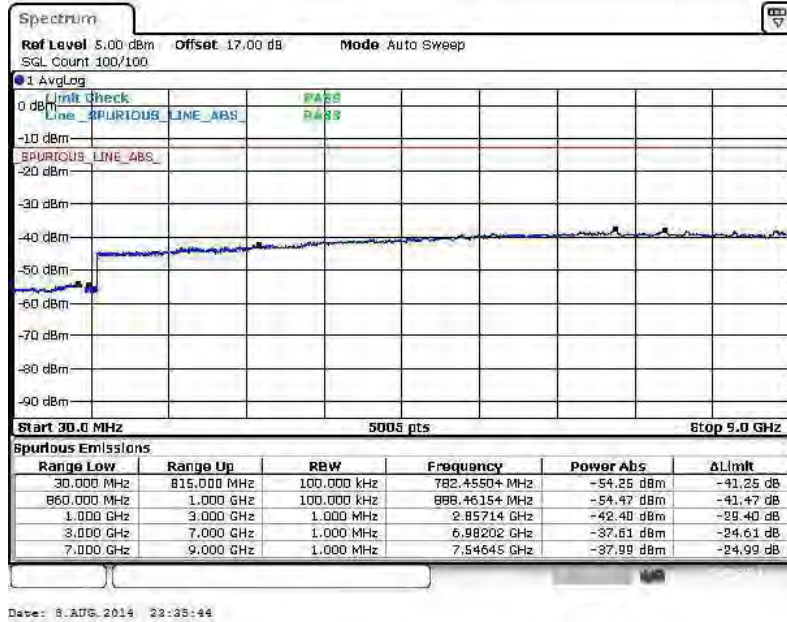


Band :	LTE Band 5	Channel :	CH20625 (High)
Band Width :	5MHz		

QPSK (RB Size 1, RB Offset 0)



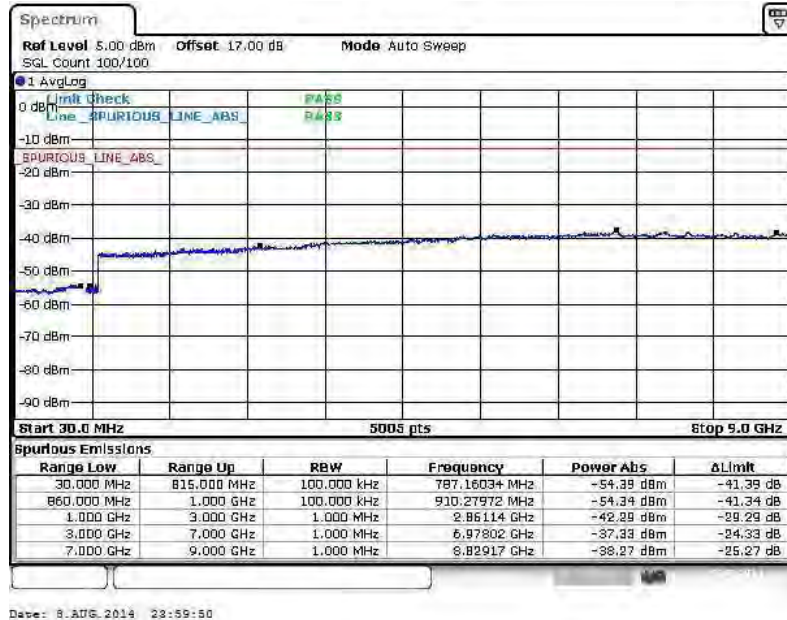
16QAM (RB Size 1, RB Offset 0)



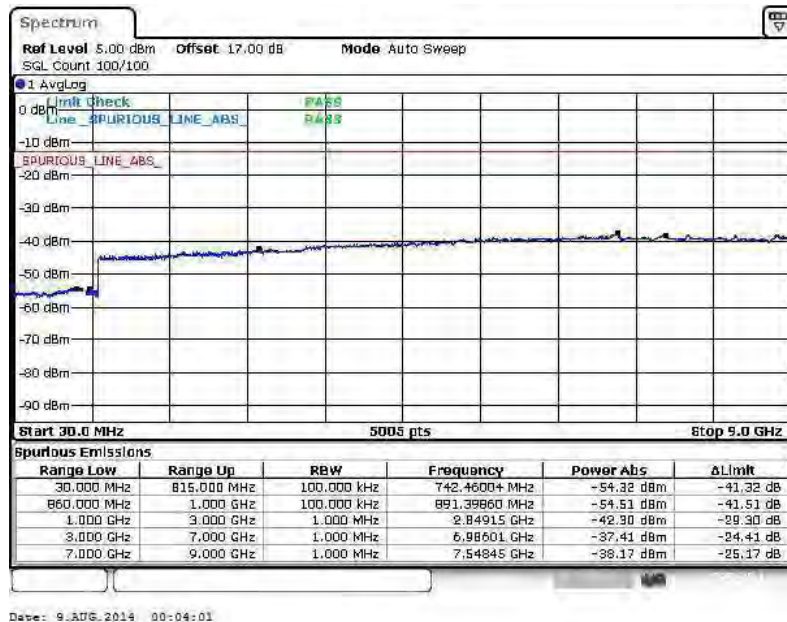


Band :	LTE Band 5	Channel :	CH20450 (Low)
Band Width :	10MHz		

QPSK (RB Size 1, RB Offset 0)



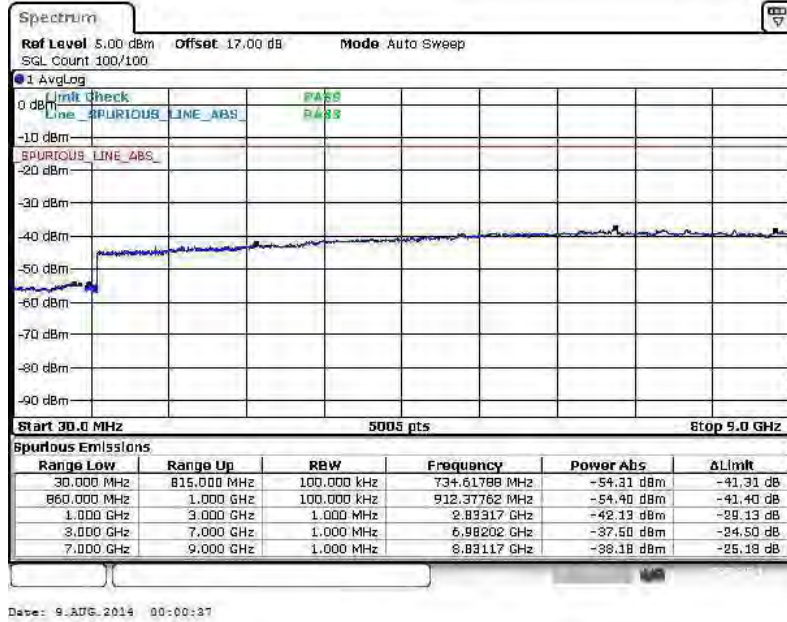
16QAM (RB Size 1, RB Offset 0)



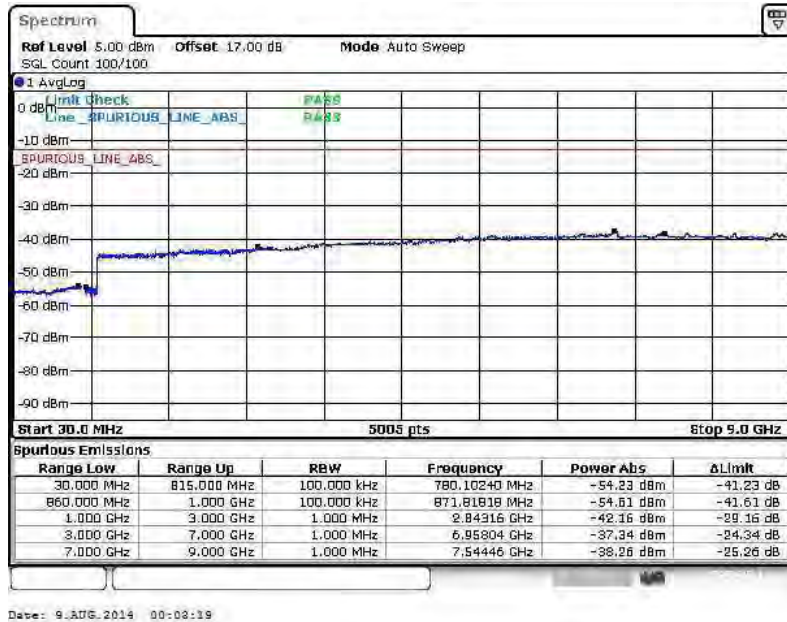


Band :	LTE Band 5	Channel :	CH20525 (Middle)
Band Width :	10MHz		

QPSK (RB Size 1, RB Offset 0)



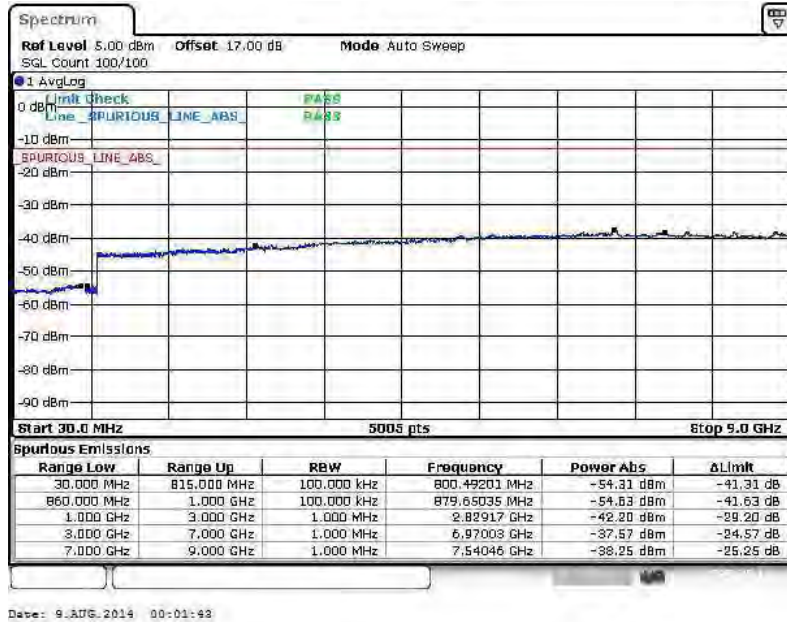
16QAM (RB Size 1, RB Offset 0)



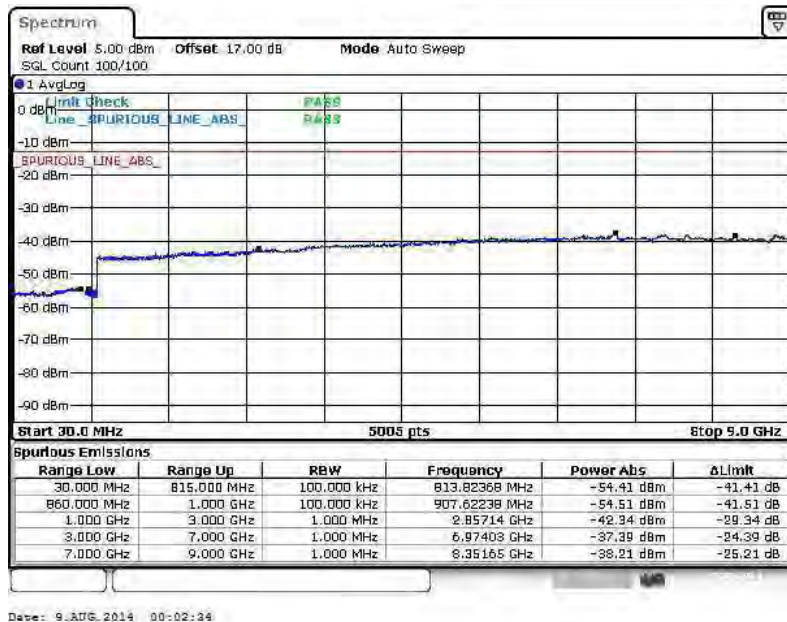


Band :	LTE Band 5	Channel :	CH20600 (High)
Band Width :	10MHz		

QPSK (RB Size 1, RB Offset 0)



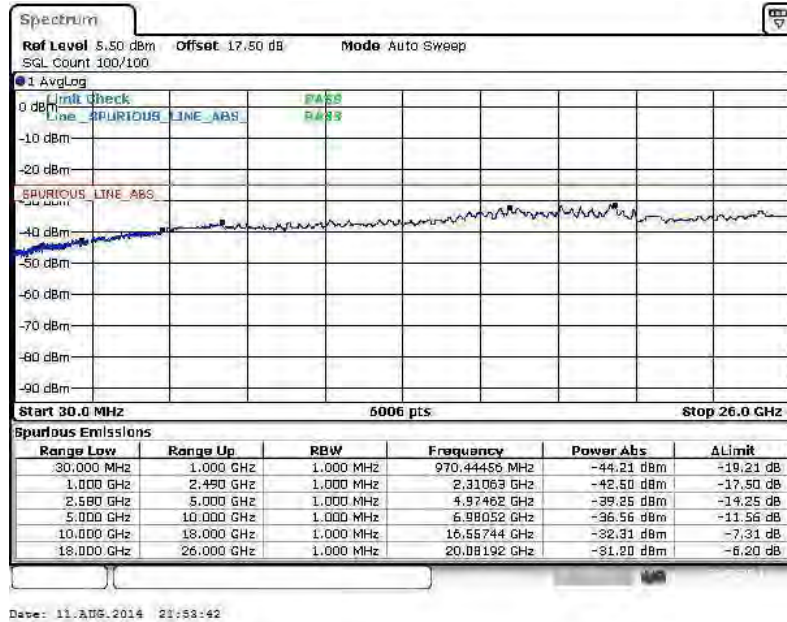
16QAM (RB Size 1, RB Offset 0)



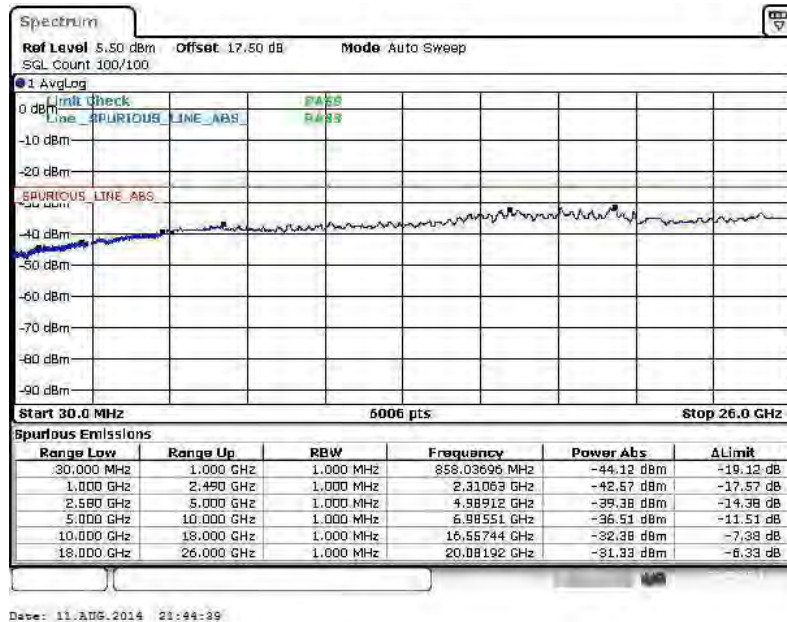


Band :	LTE Band 7	Channel :	CH20775 (Low)
Band Width :	5MHz		

QPSK (RB Size 1, RB Offset 0)



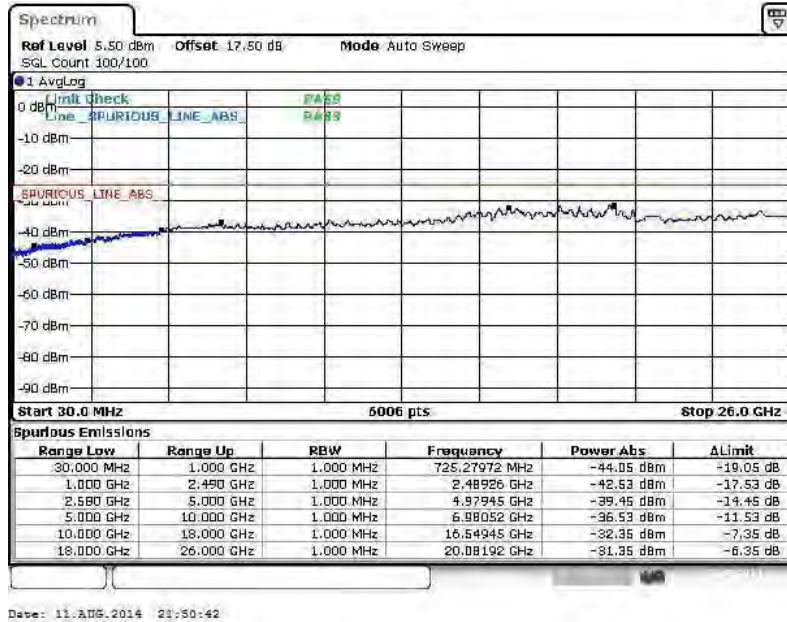
16QAM (RB Size 1, RB Offset 0)



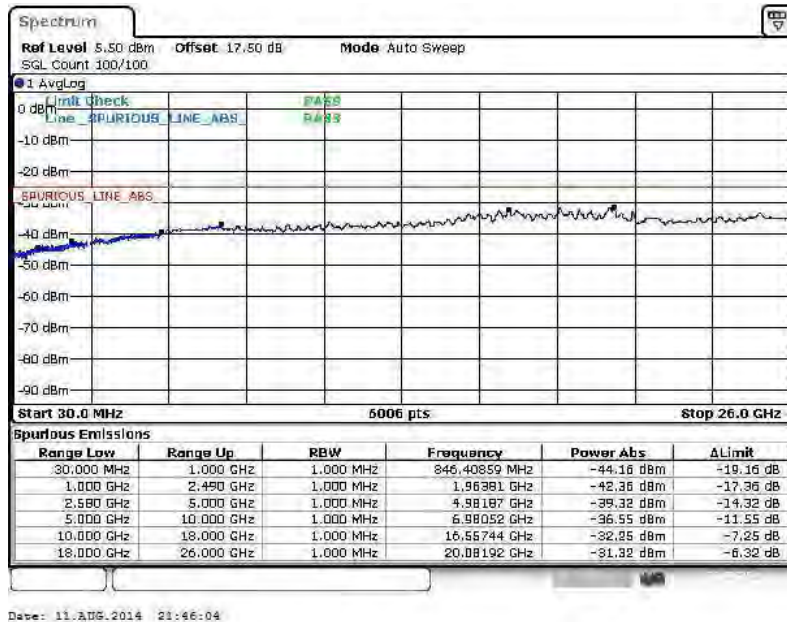


Band :	LTE Band 7	Channel :	CH21100 (Middle)
Band Width :	5MHz		

QPSK (RB Size 1, RB Offset 0)



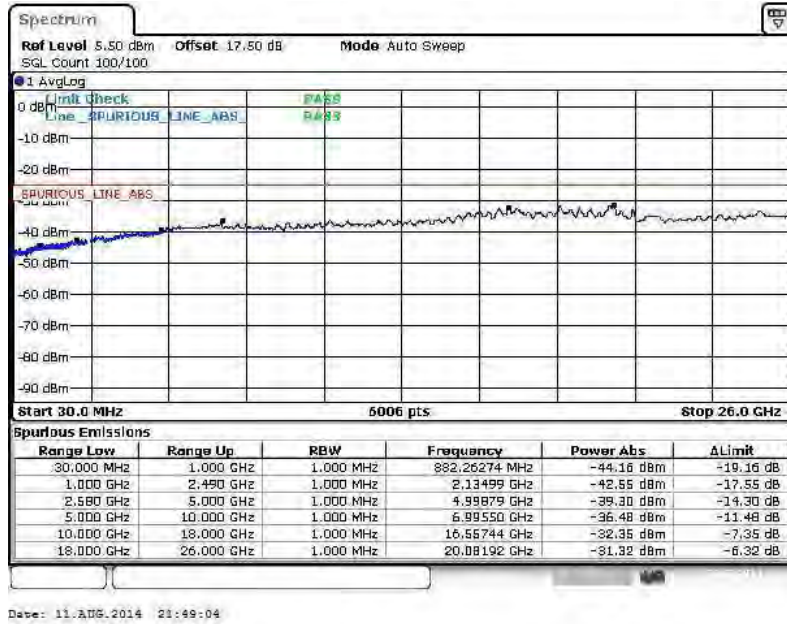
16QAM (RB Size 1, RB Offset 0)



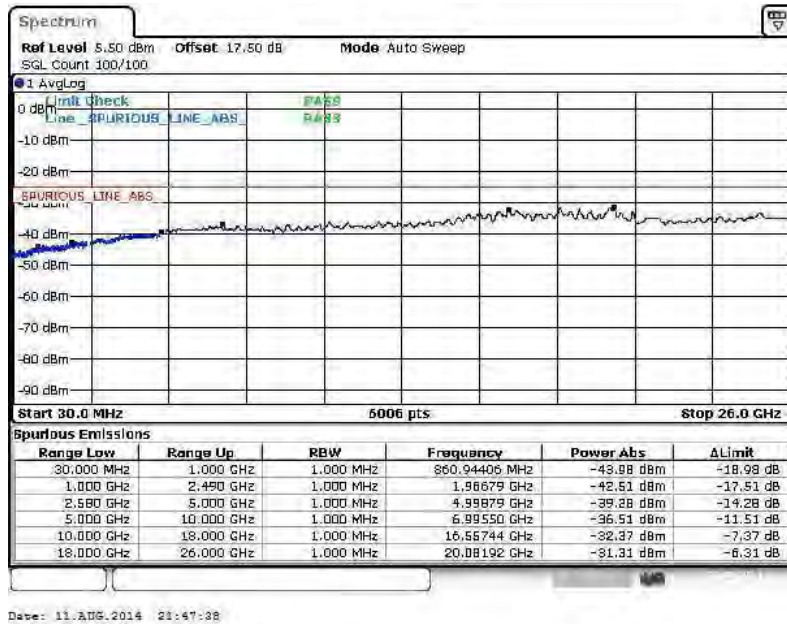


Band :	LTE Band 7	Channel :	CH21425 (High)
Band Width :	5MHz		

QPSK (RB Size 1, RB Offset 0)



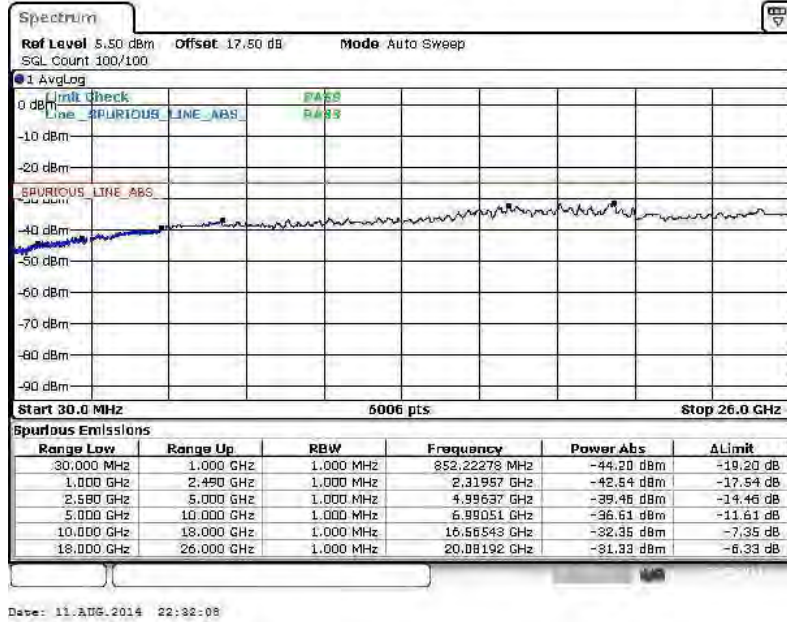
16QAM (RB Size 1, RB Offset 0)



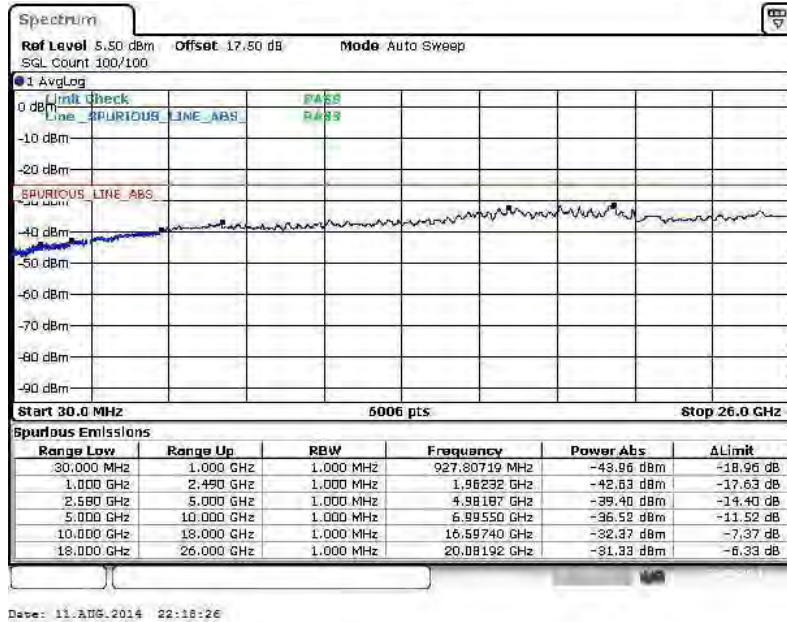


Band :	LTE Band 7	Channel :	CH20800 (Low)
Band Width :	10MHz		

QPSK (RB Size 1, RB Offset 0)



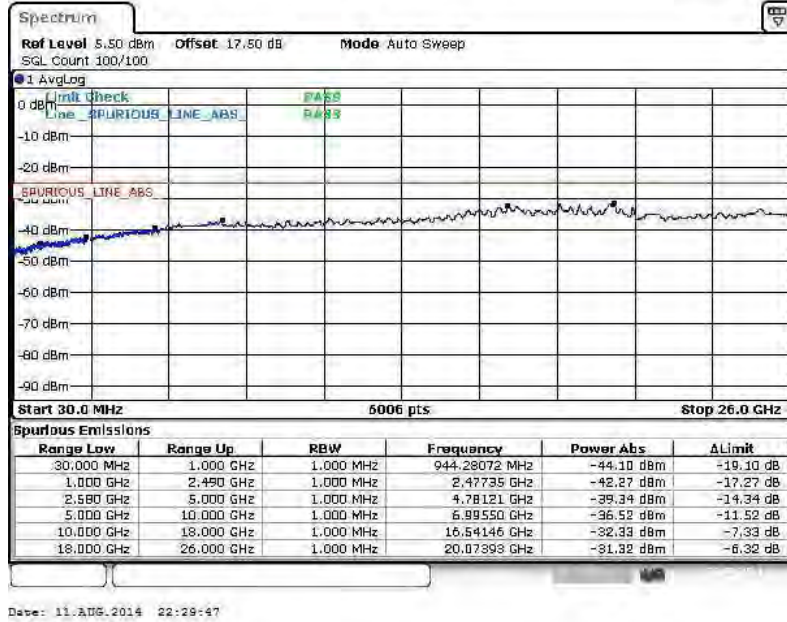
16QAM (RB Size 1, RB Offset 0)



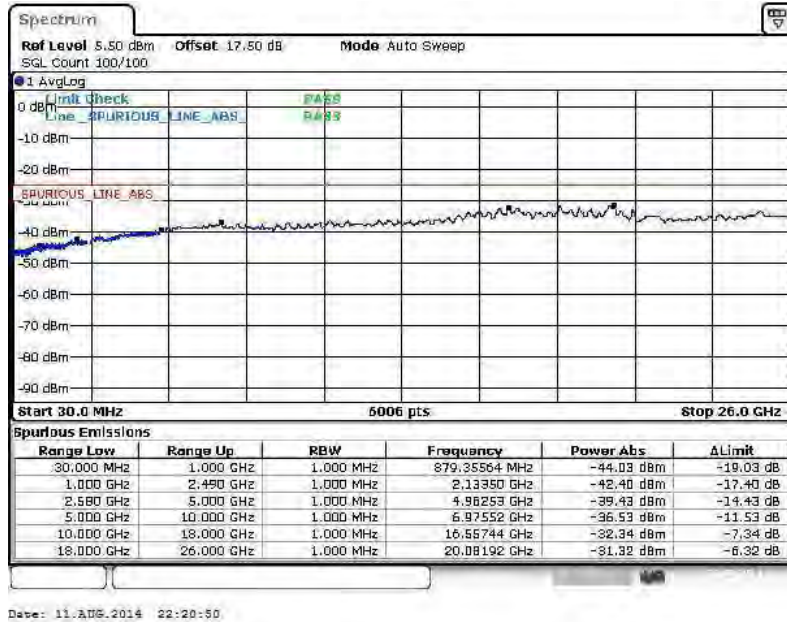


Band :	LTE Band 7	Channel :	CH21100 (Middle)
Band Width :	10MHz		

QPSK (RB Size 1, RB Offset 0)



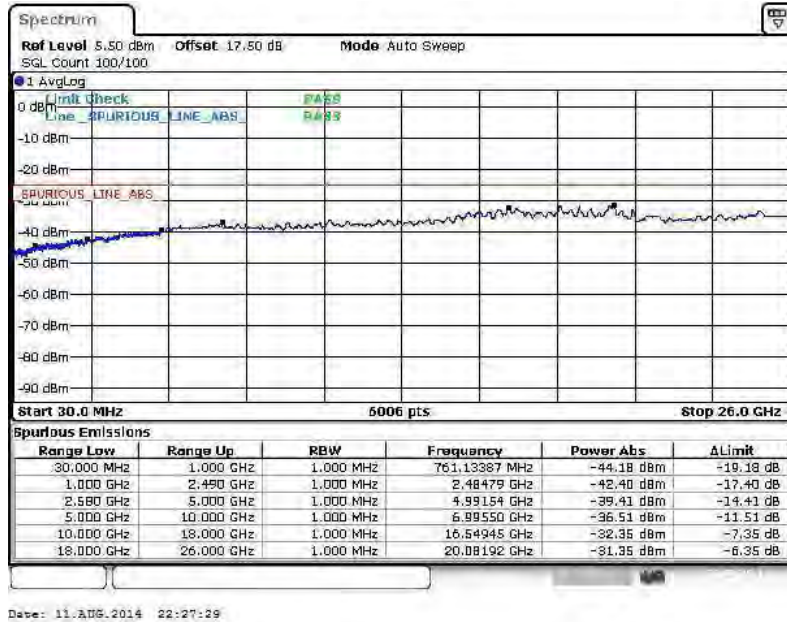
16QAM (RB Size 1, RB Offset 0)



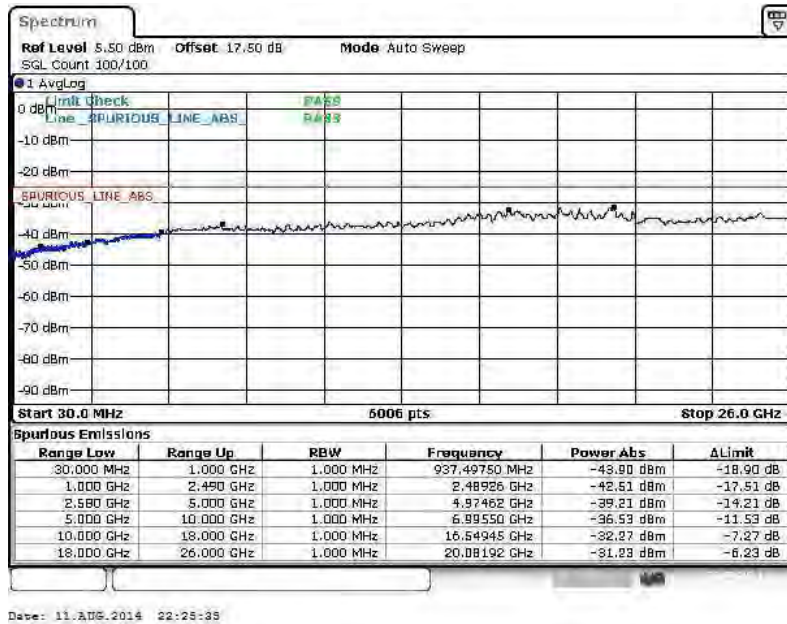


Band :	LTE Band 7	Channel :	CH21400 (High)
Band Width :	10MHz		

QPSK (RB Size 1, RB Offset 0)



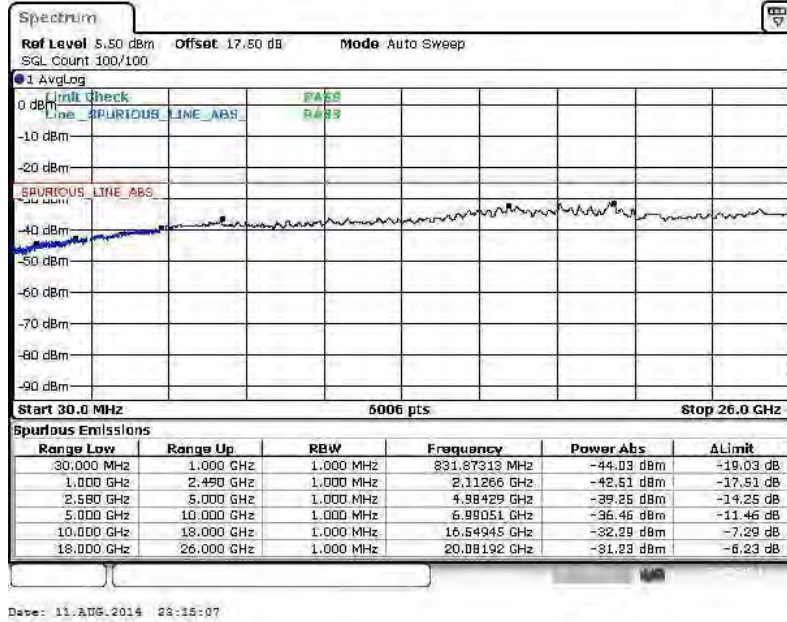
16QAM (RB Size 1, RB Offset 0)



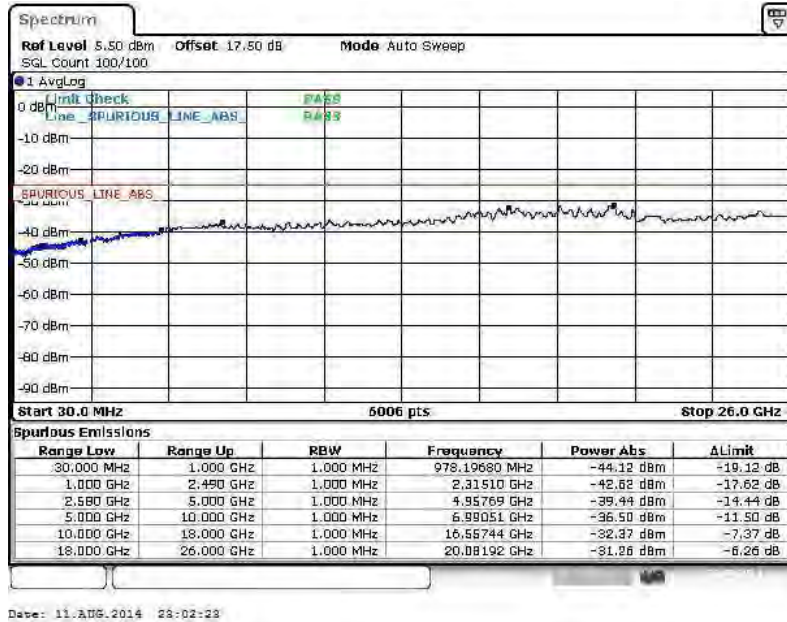


Band :	LTE Band 7	Channel :	CH20825 (Low)
Band Width :	15MHz		

QPSK (RB Size 1, RB Offset 0)



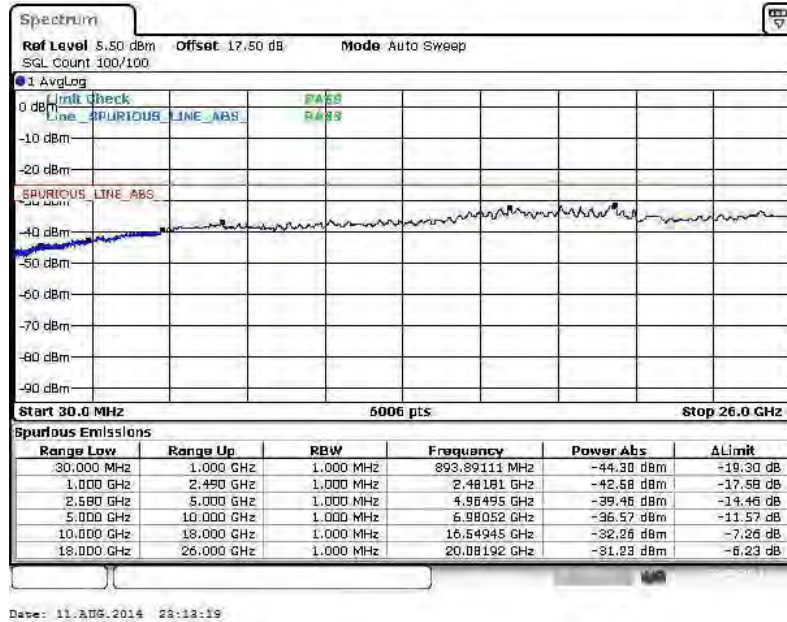
16QAM (RB Size 1, RB Offset 0)



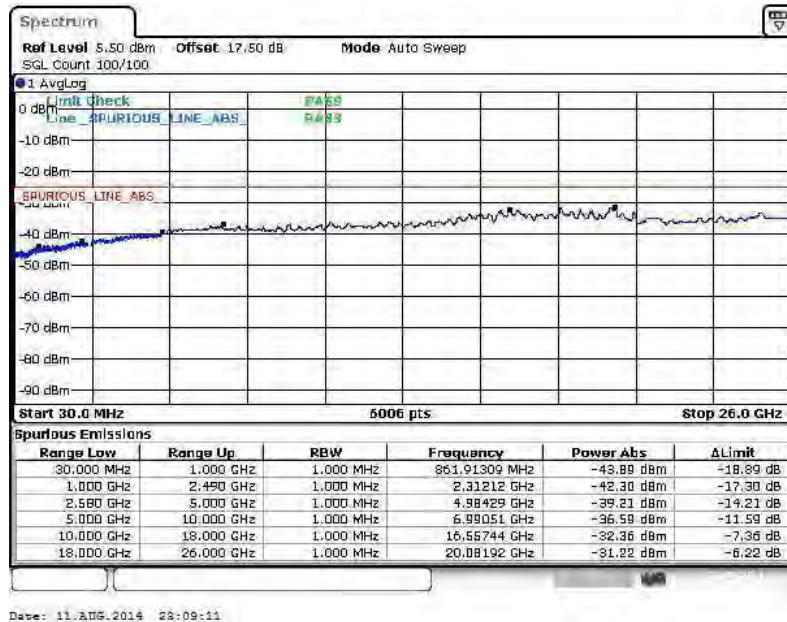


Band :	LTE Band 7	Channel :	CH21100 (Middle)
Band Width :	15MHz		

QPSK (RB Size 1, RB Offset 0)



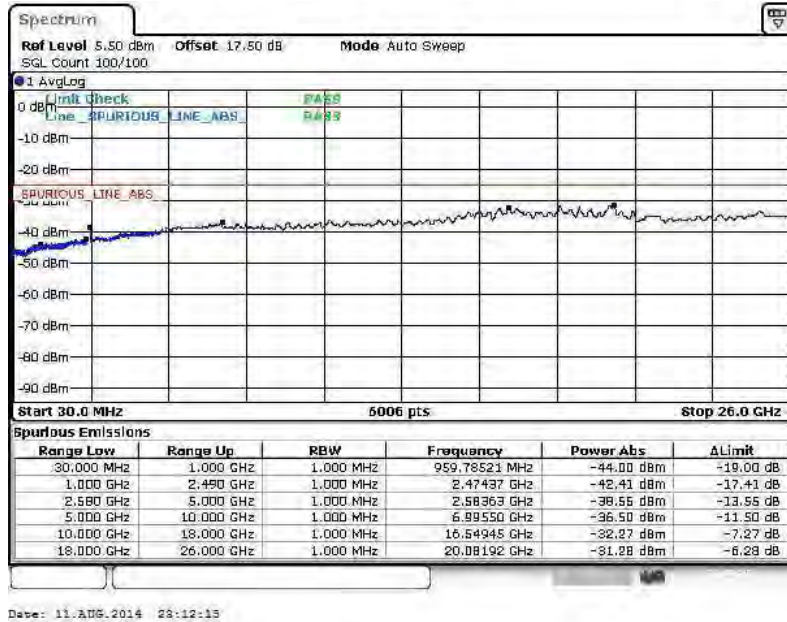
16QAM (RB Size 1, RB Offset 0)



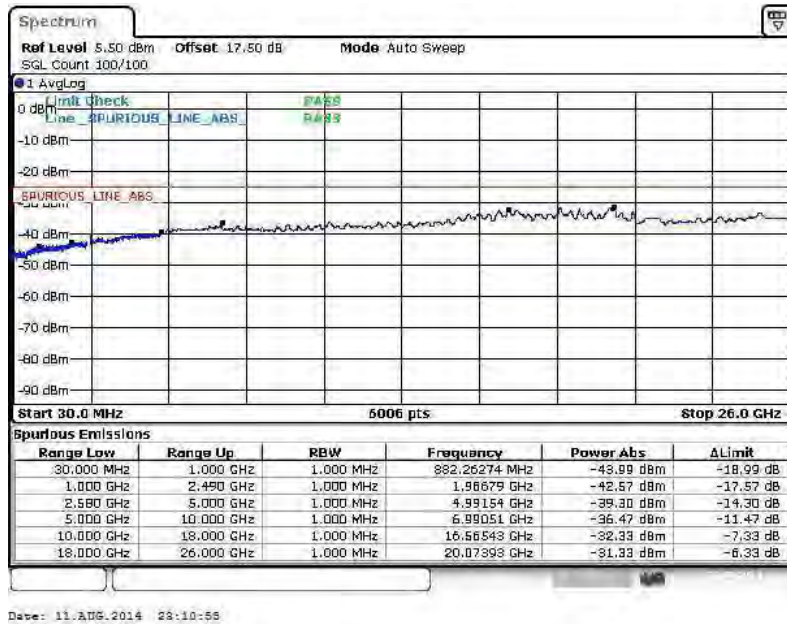


Band :	LTE Band 7	Channel :	CH21375 (High)
Band Width :	15MHz		

QPSK (RB Size 1, RB Offset 0)



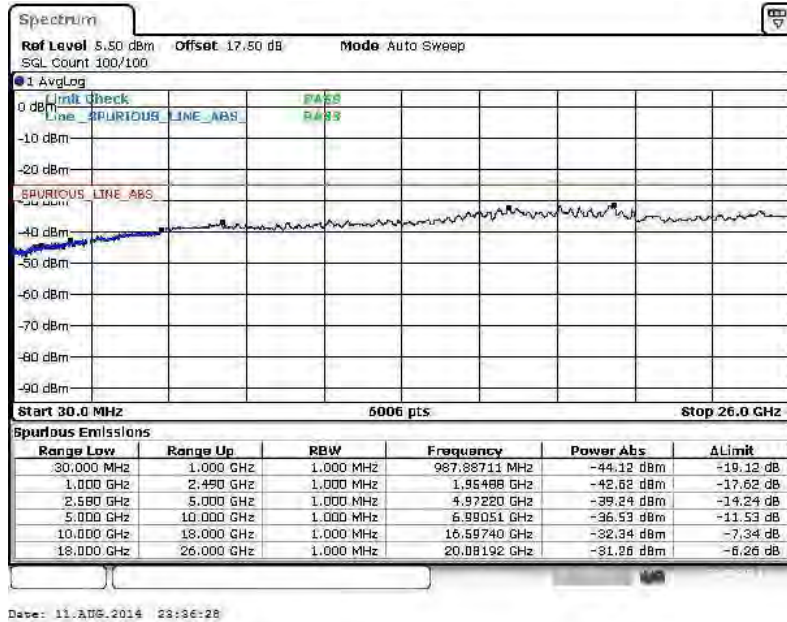
16QAM (RB Size 1, RB Offset 0)



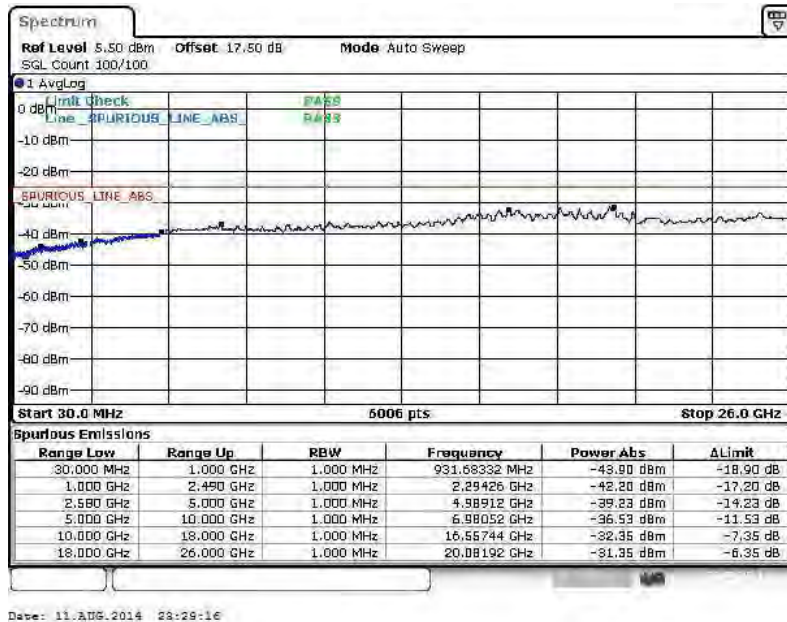


Band :	LTE Band 7	Channel :	CH20850 (Low)
Band Width :	20MHz		

QPSK (RB Size 1, RB Offset 0)



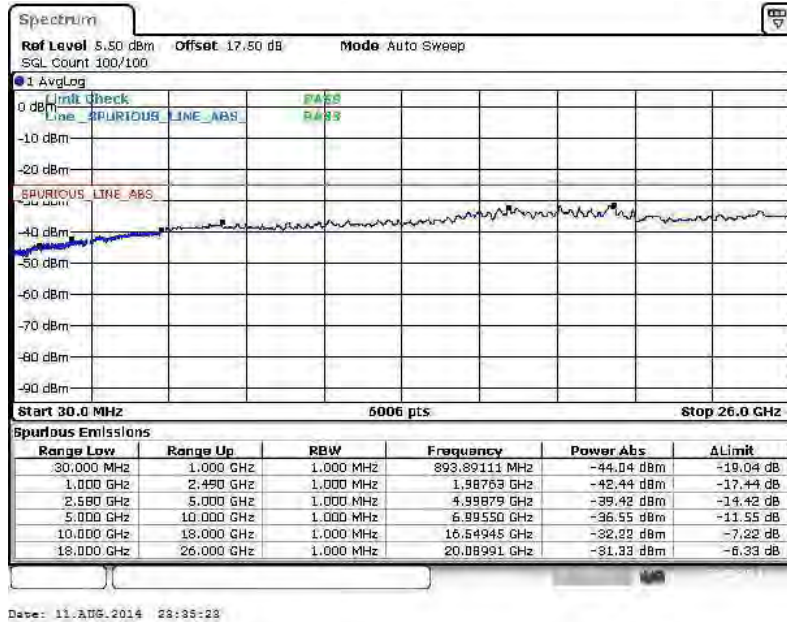
16QAM (RB Size 1, RB Offset 0)



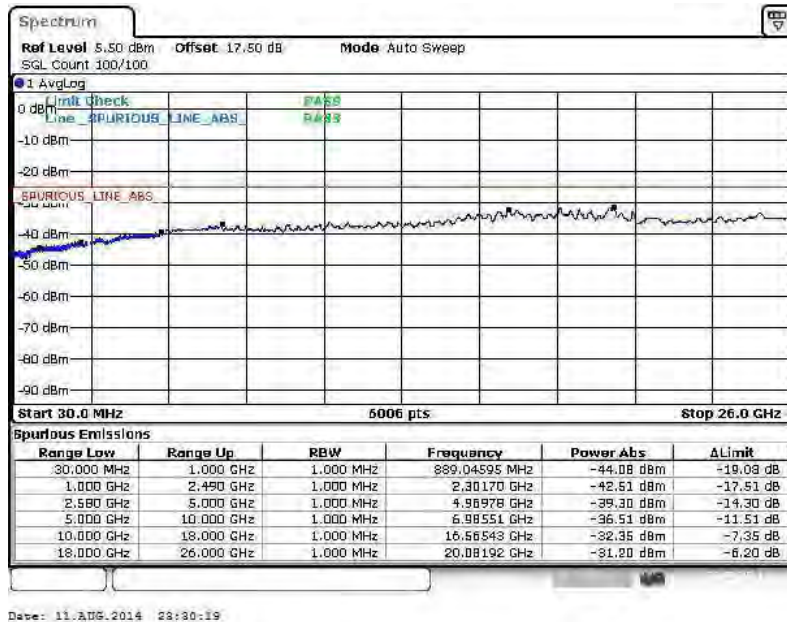


Band :	LTE Band 7	Channel :	CH21100 (Middle)
Band Width :	20MHz		

QPSK (RB Size 1, RB Offset 0)



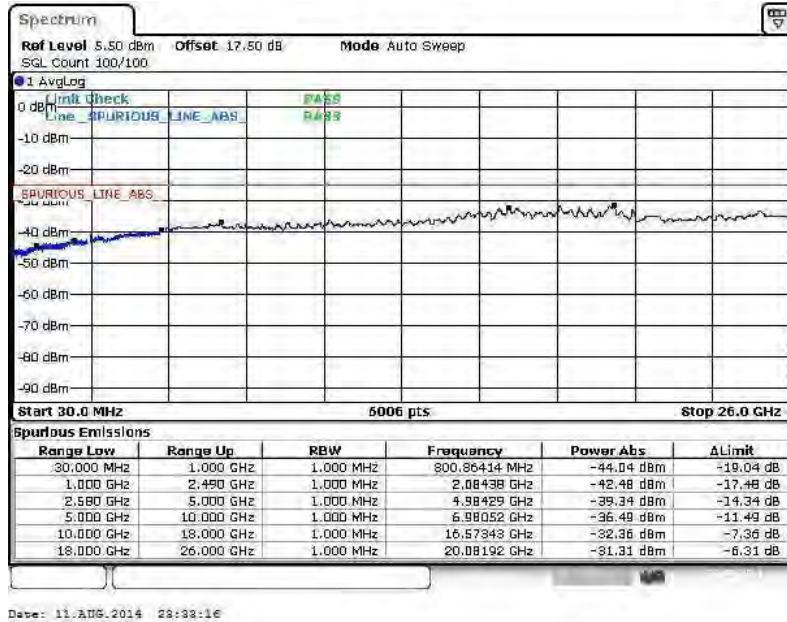
16QAM (RB Size 1, RB Offset 0)



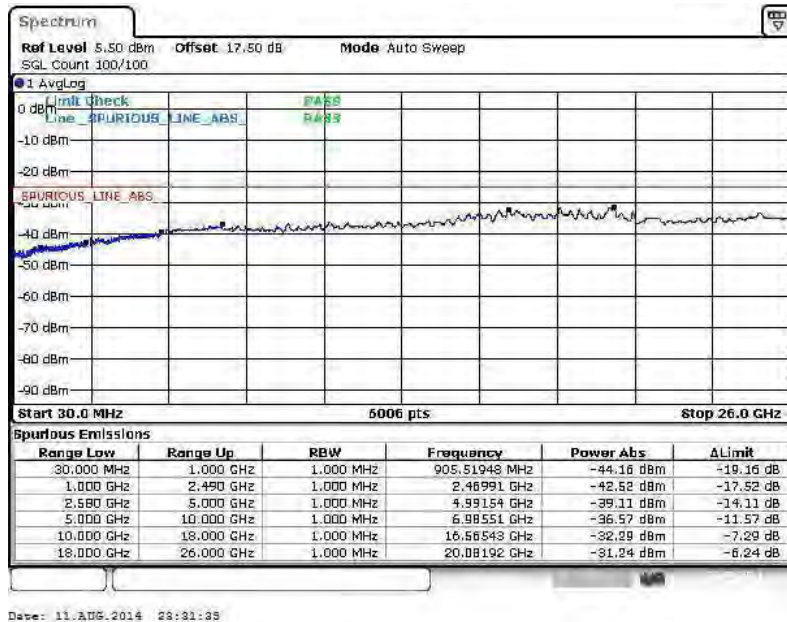


Band :	LTE Band 7	Channel :	CH21350 (High)
Band Width :	20MHz		

QPSK (RB Size 1, RB Offset 0)



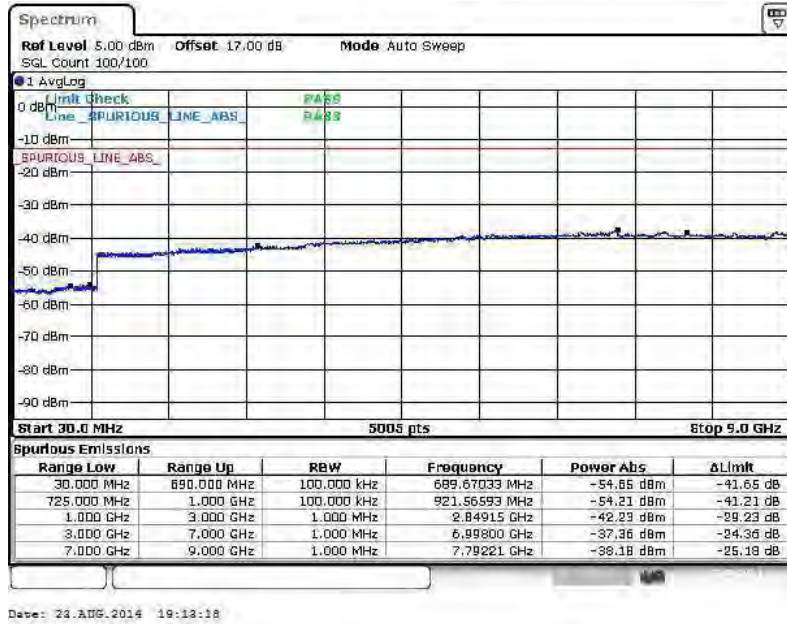
16QAM (RB Size 1, RB Offset 0)



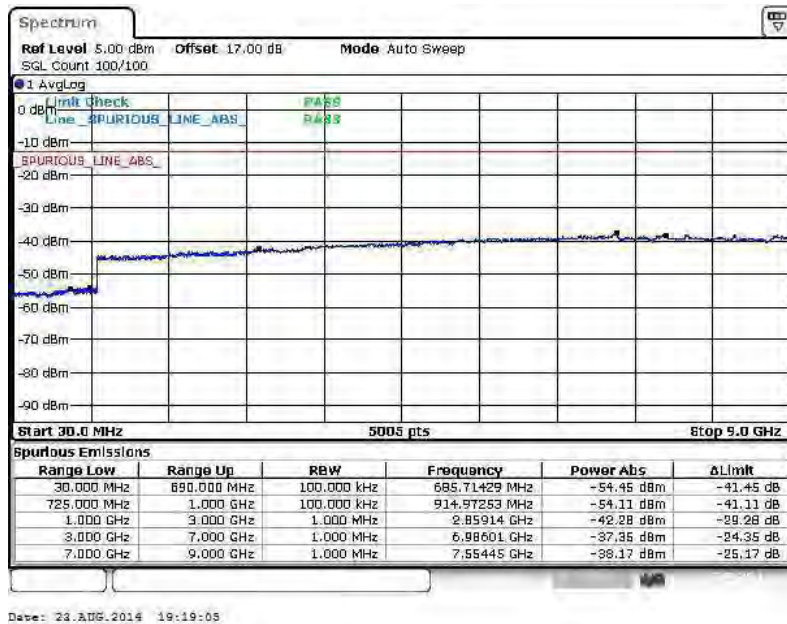


Band :	LTE Band 12	Channel :	CH23017 (Low)
Band Width :	1.4MHz		

QPSK (RB Size 1, RB Offset 0)



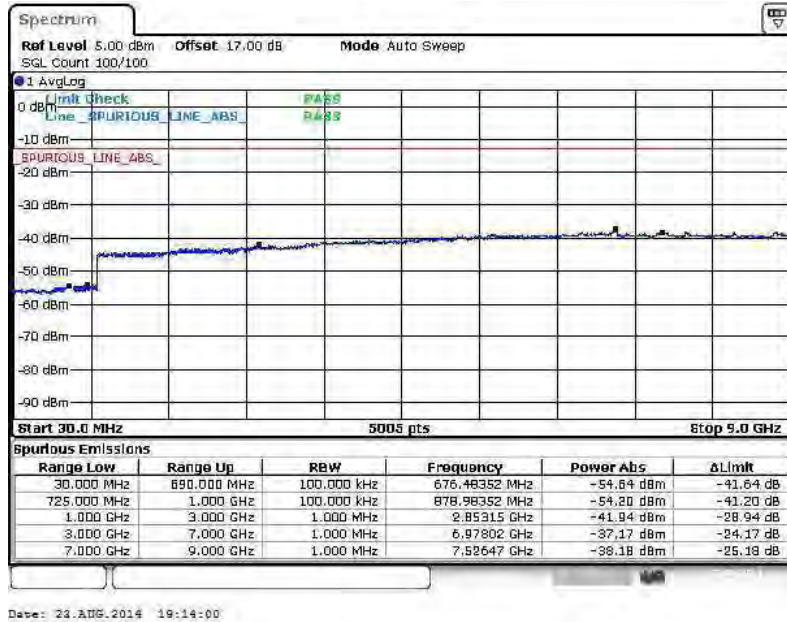
16QAM (RB Size 1, RB Offset 0)



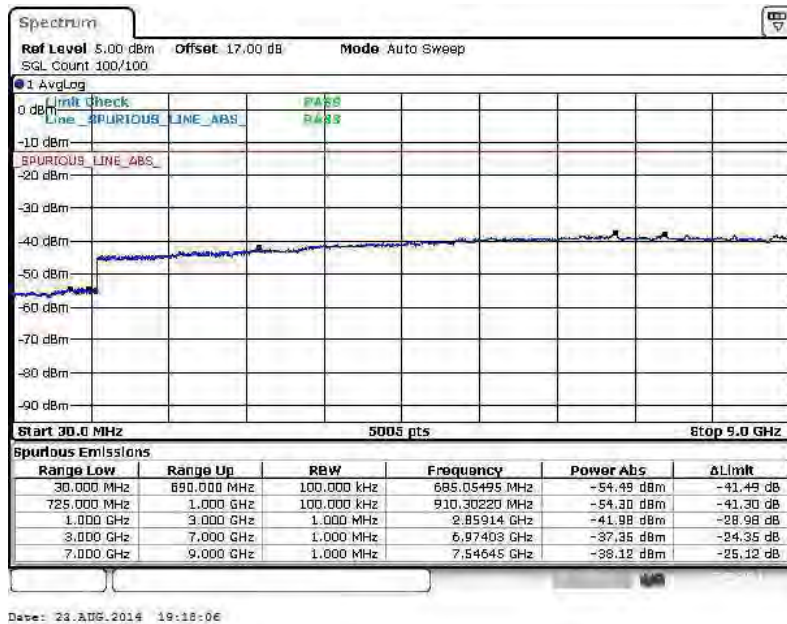


Band :	LTE Band 12	Channel :	CH23095 (Middle)
Band Width :	1.4MHz		

QPSK (RB Size 1, RB Offset 0)



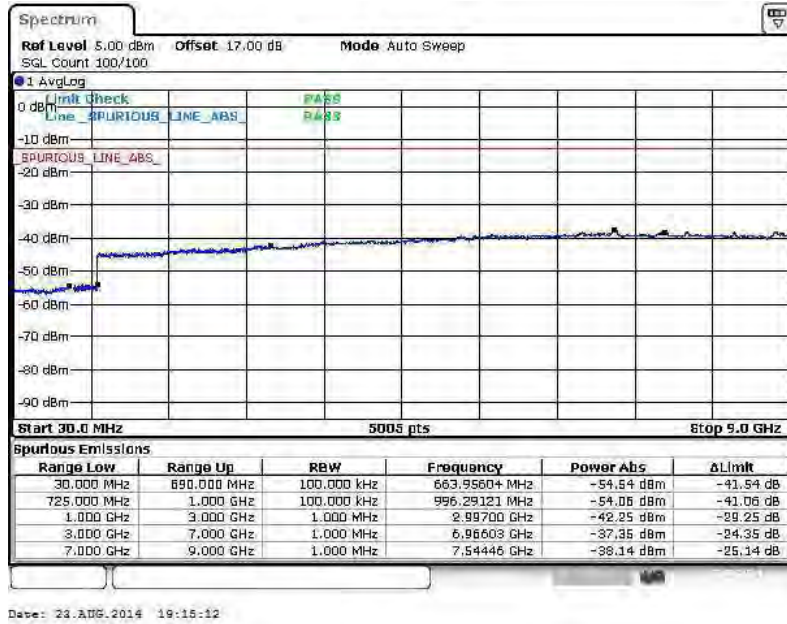
16QAM (RB Size 1, RB Offset 0)



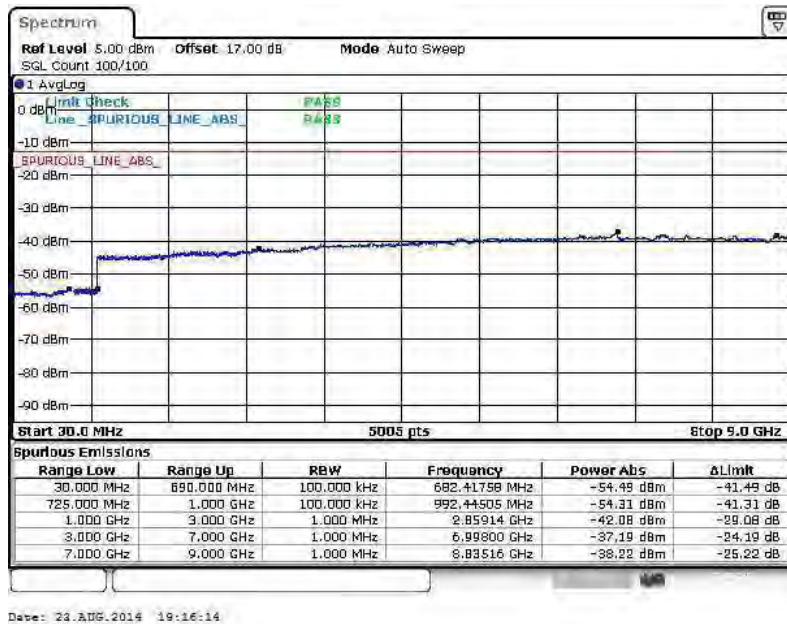


Band :	LTE Band 12	Channel :	CH23173 (High)
Band Width :	1.4MHz		

QPSK (RB Size 1, RB Offset 0)



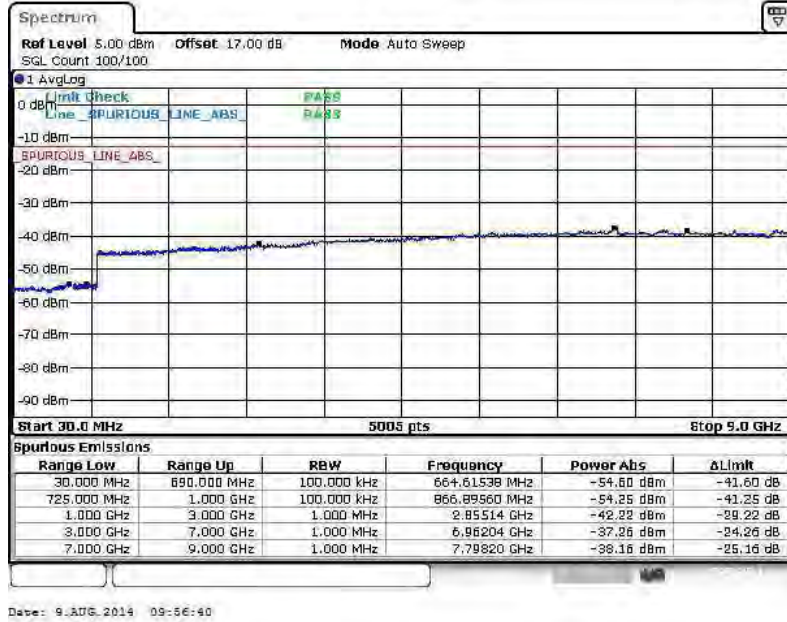
16QAM (RB Size 1, RB Offset 0)



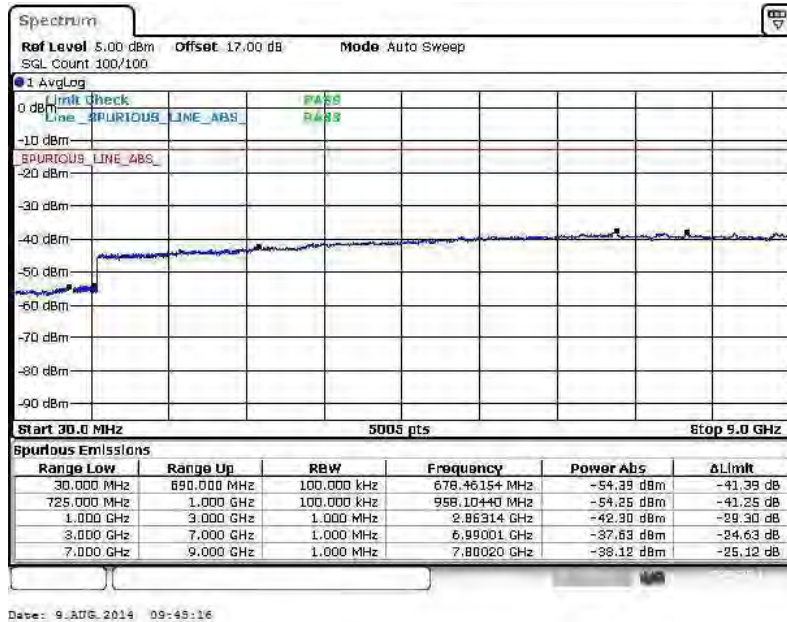


Band :	LTE Band 12	Channel :	CH23025 (Low)
Band Width :	3MHz		

QPSK (RB Size 1, RB Offset 0)



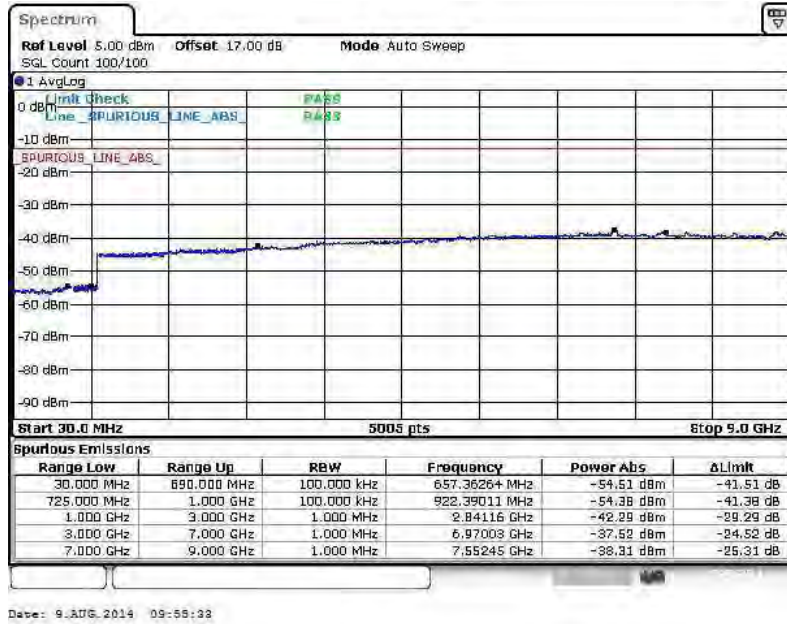
16QAM (RB Size 1, RB Offset 0)



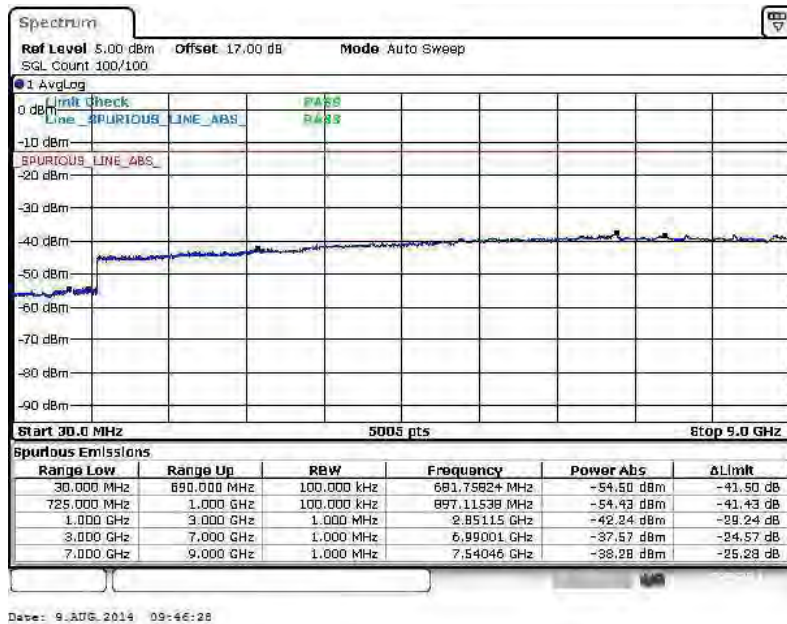


Band :	LTE Band 12	Channel :	CH23095 (Middle)
Band Width :	3MHz		

QPSK (RB Size 1, RB Offset 0)



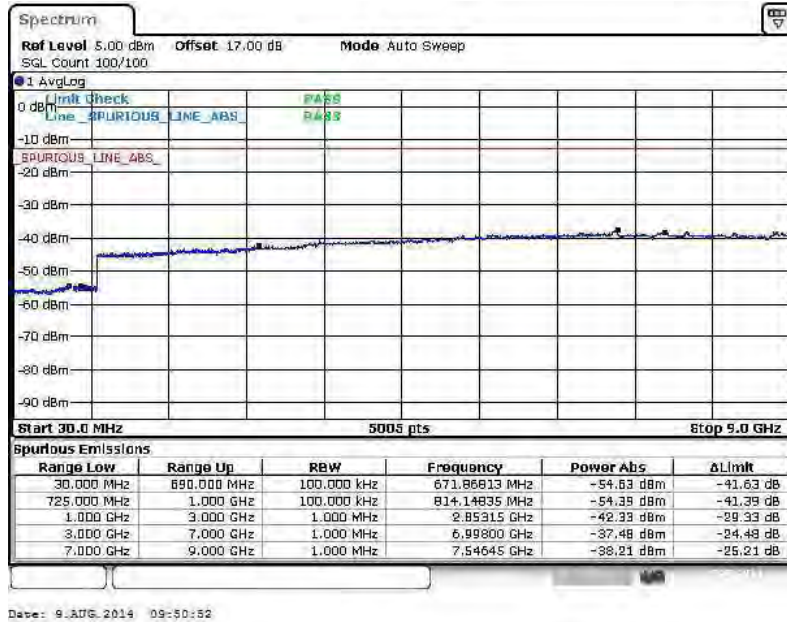
16QAM (RB Size 1, RB Offset 0)



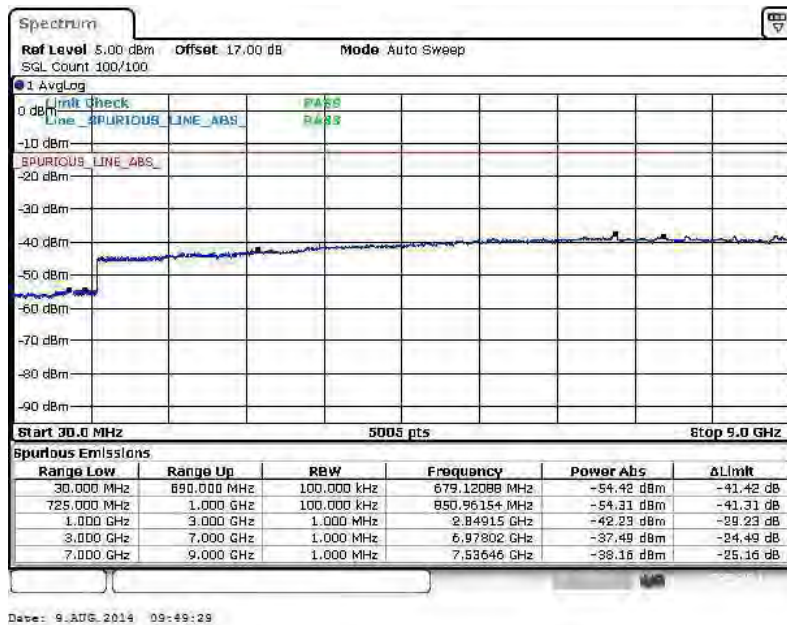


Band :	LTE Band 12	Channel :	CH23165 (High)
Band Width :	3MHz		

QPSK (RB Size 1, RB Offset 0)



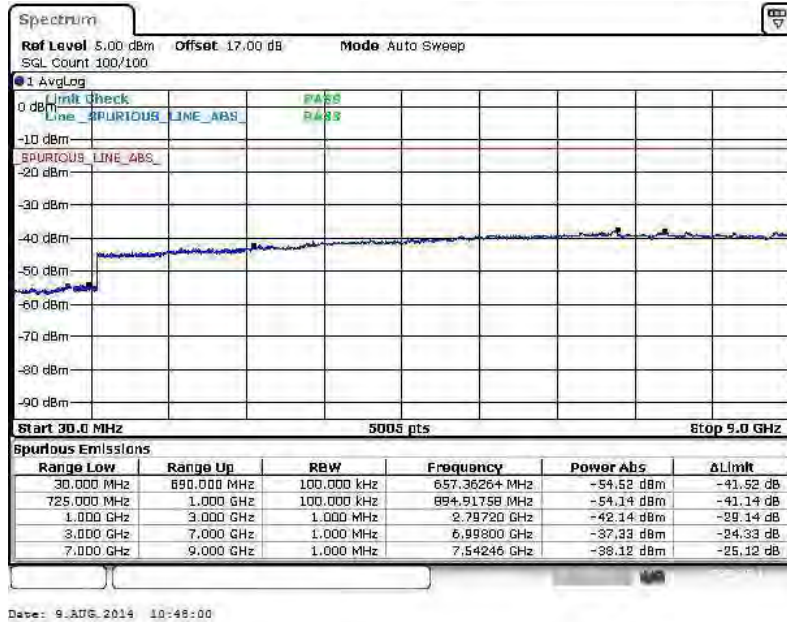
16QAM (RB Size 1, RB Offset 0)



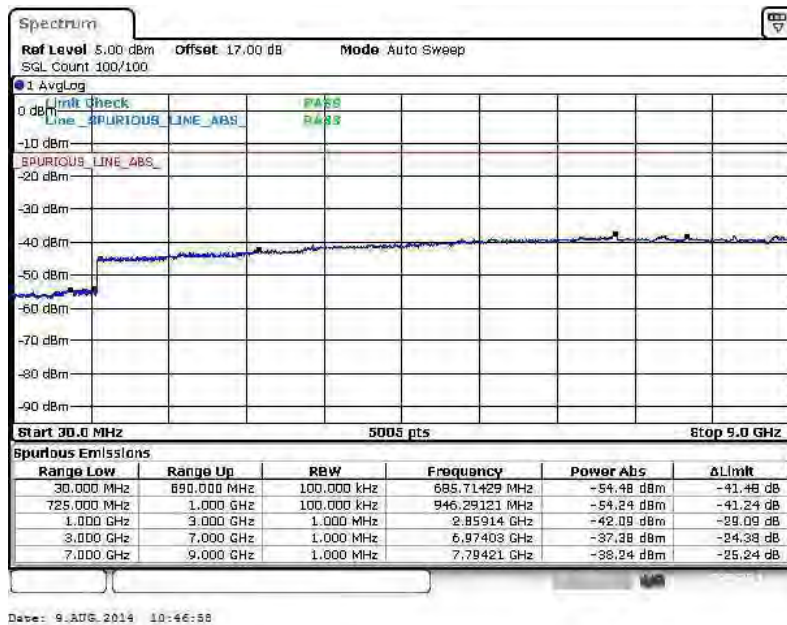


Band :	LTE Band 12	Channel :	CH23035 (Low)
Band Width :	5MHz		

QPSK (RB Size 1, RB Offset 0)



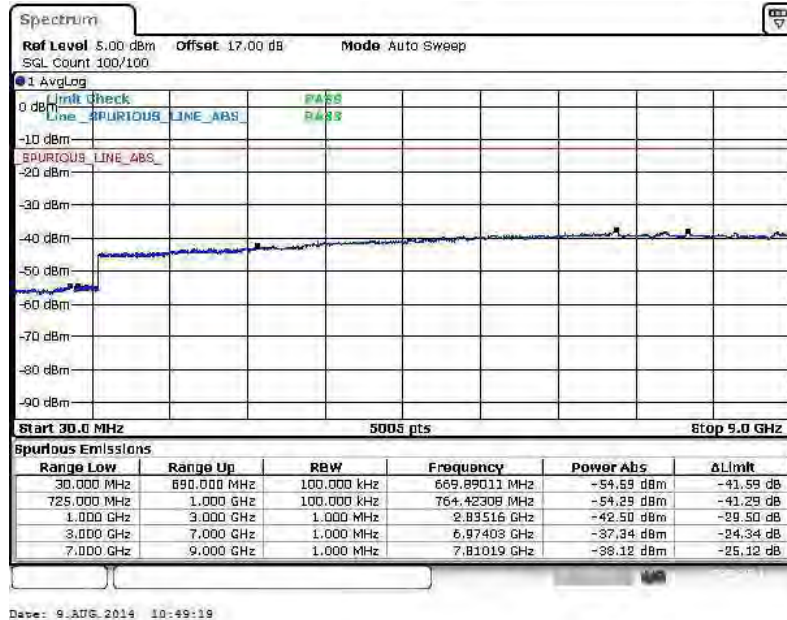
16QAM (RB Size 1, RB Offset 0)



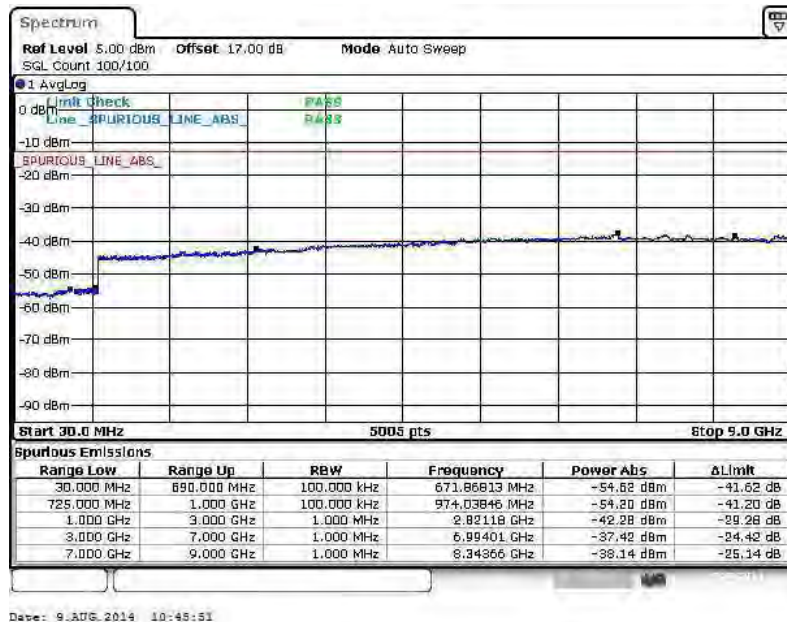


Band :	LTE Band 12	Channel :	CH23095 (Middle)
Band Width :	5MHz		

QPSK (RB Size 1, RB Offset 0)



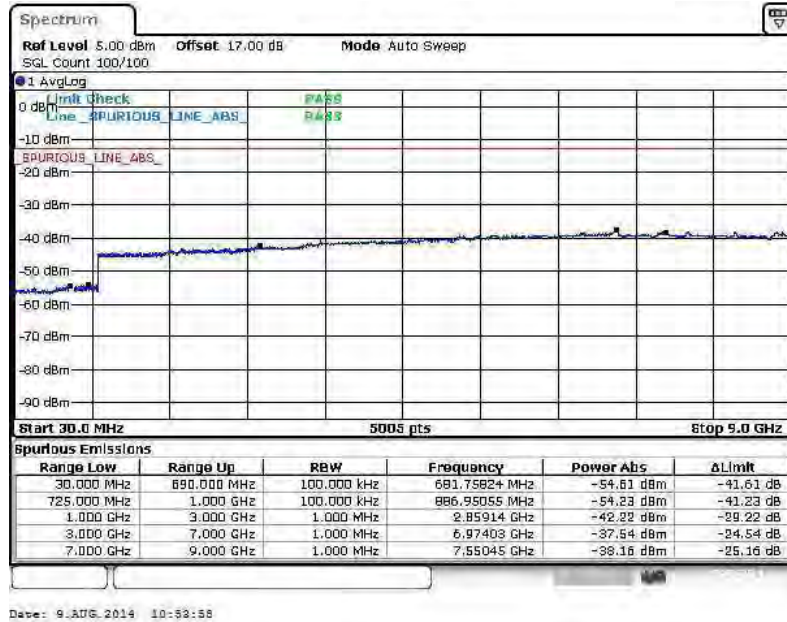
16QAM (RB Size 1, RB Offset 0)



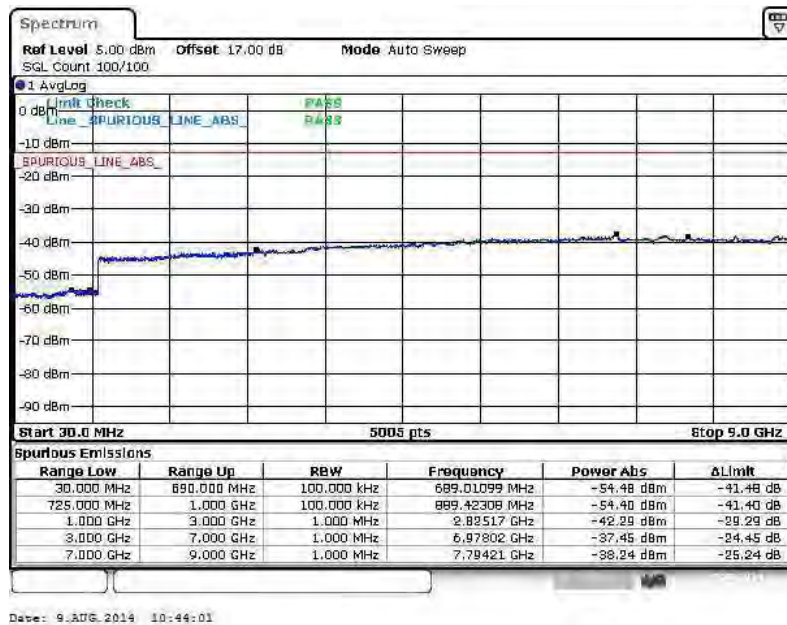


Band :	LTE Band 12	Channel :	CH23155 (High)
Band Width :	5MHz		

QPSK (RB Size 1, RB Offset 0)



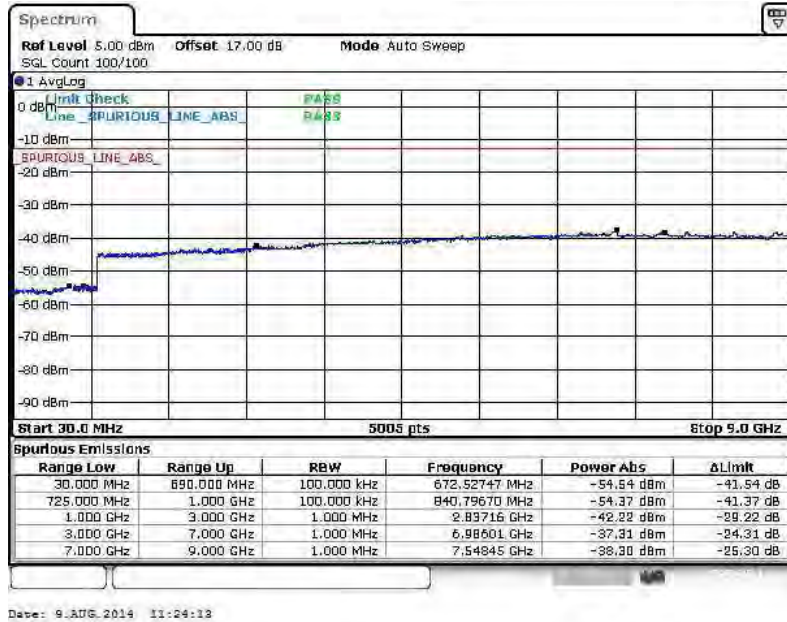
16QAM (RB Size 1, RB Offset 0)



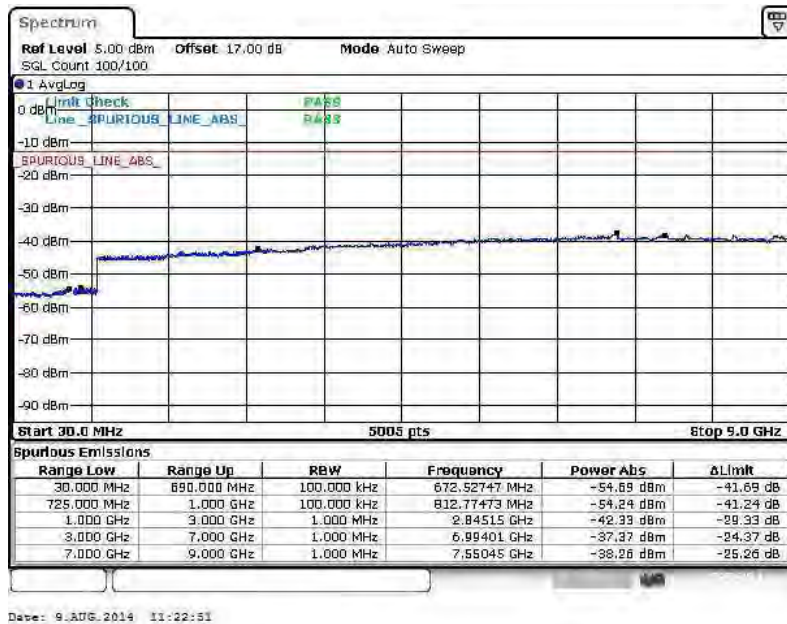


Band :	LTE Band 12	Channel :	CH23060 (Low)
Band Width :	10MHz		

QPSK (RB Size 1, RB Offset 0)



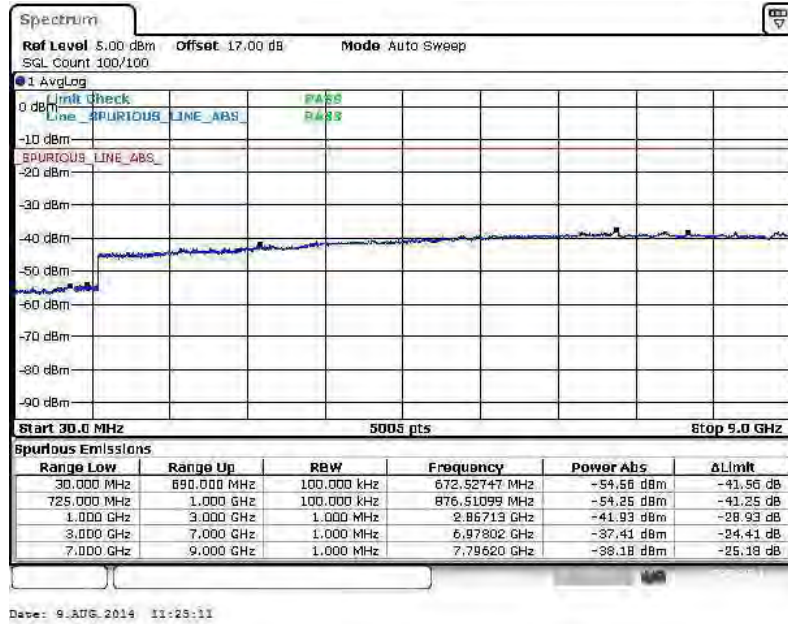
16QAM (RB Size 1, RB Offset 0)



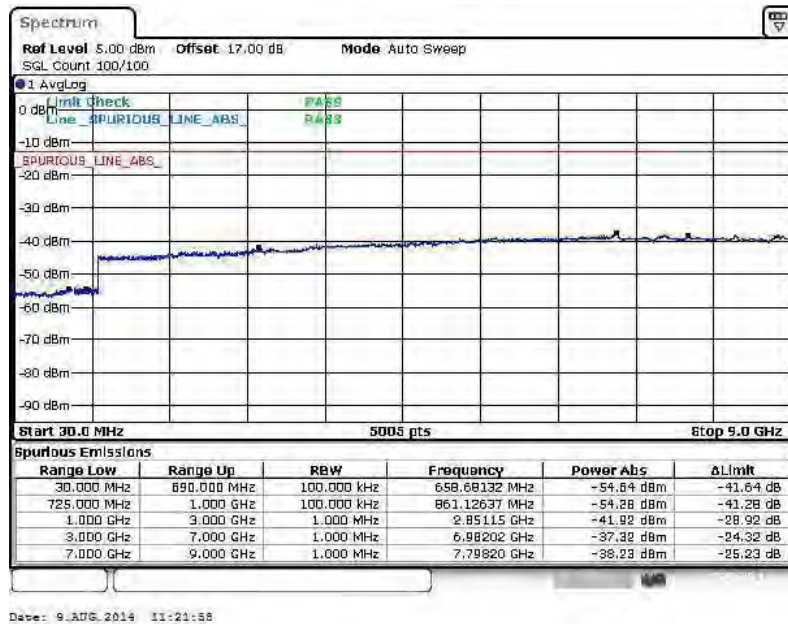


Band :	LTE Band 12	Channel :	CH23095 (Middle)
Band Width :	10MHz		

QPSK (RB Size 1, RB Offset 0)



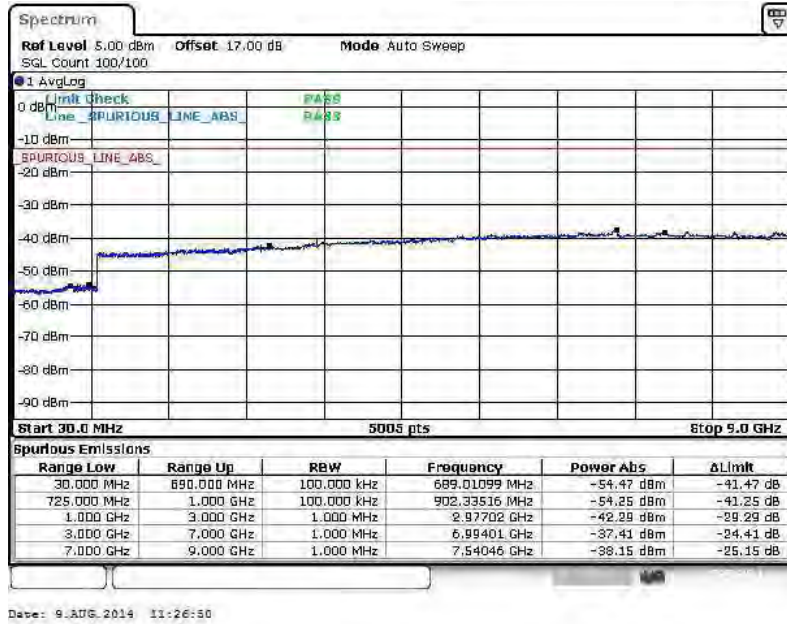
16QAM (RB Size 1, RB Offset 0)



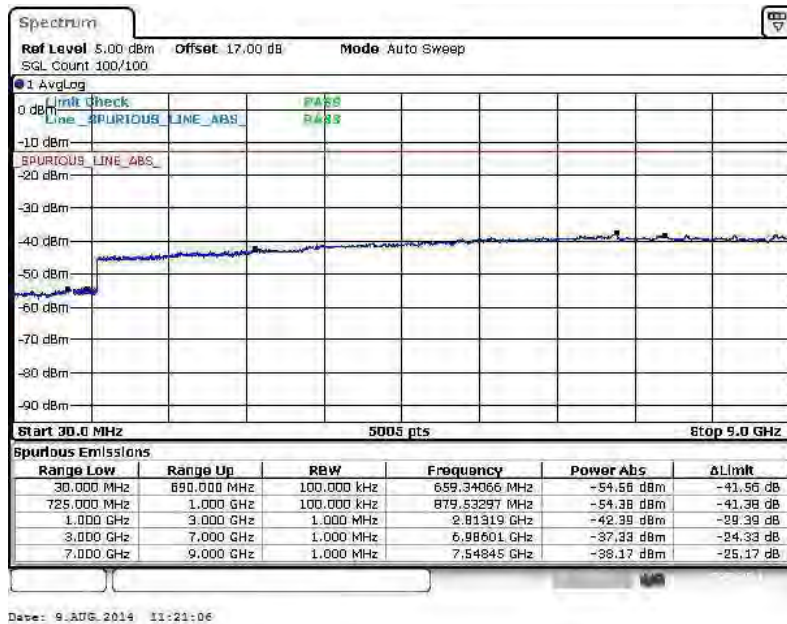


Band :	LTE Band 12	Channel :	CH23130 (High)
Band Width :	10MHz		

QPSK (RB Size 1, RB Offset 0)



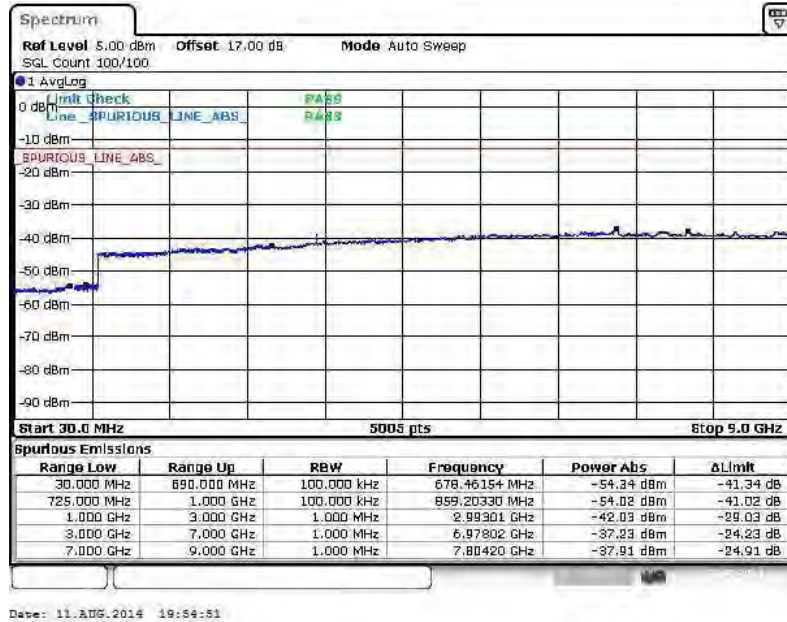
16QAM (RB Size 1, RB Offset 0)



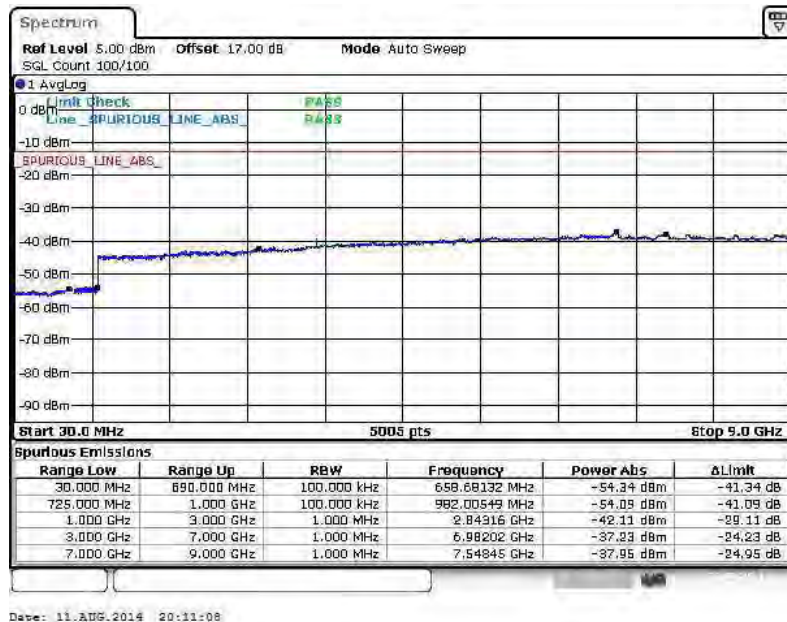


Band :	LTE Band 17	Channel :	CH23755 (Low)
Band Width :	5MHz		

QPSK (RB Size 1, RB Offset 0)



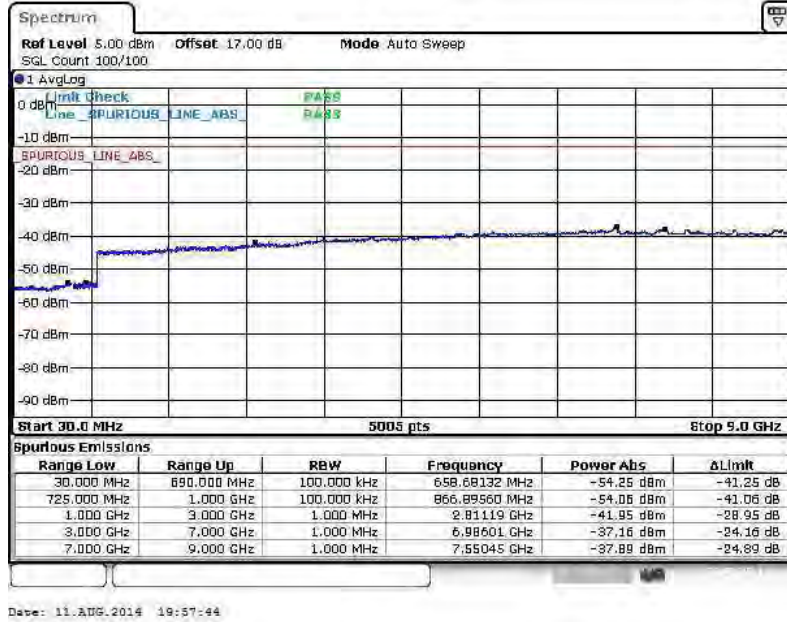
16QAM (RB Size 1, RB Offset 0)



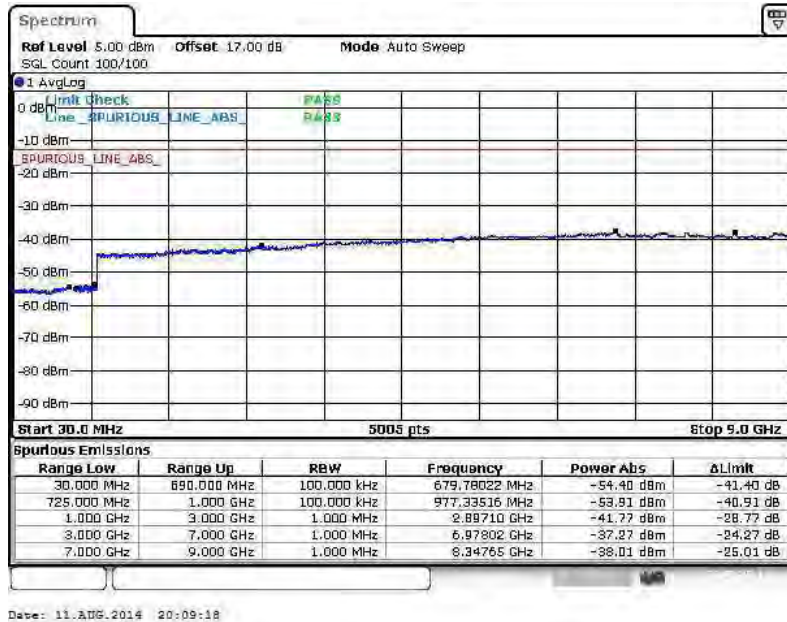


Band :	LTE Band 17	Channel :	CH23790 (Middle)
Band Width :	5MHz		

QPSK (RB Size 1, RB Offset 0)



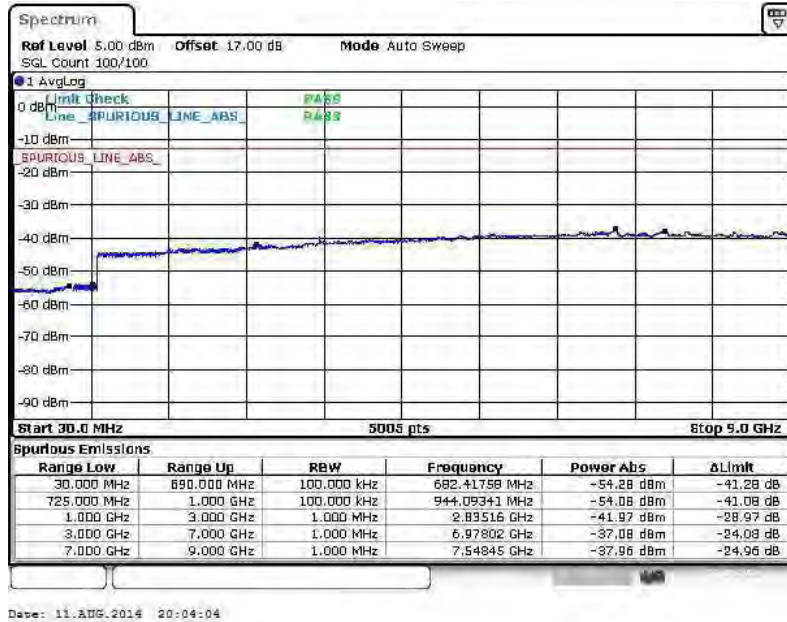
16QAM (RB Size 1, RB Offset 0)



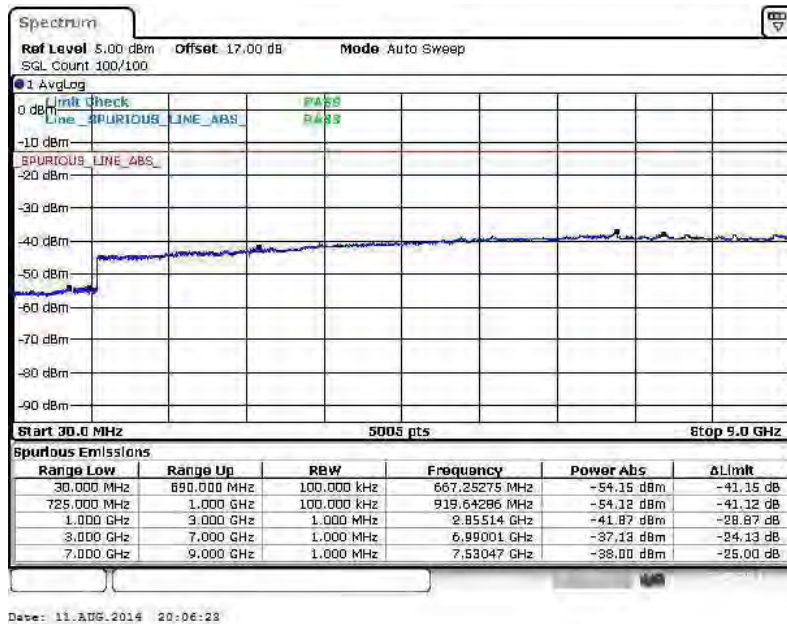


Band :	LTE Band 17	Channel :	CH23825 (High)
Band Width :	5MHz		

QPSK (RB Size 1, RB Offset 0)



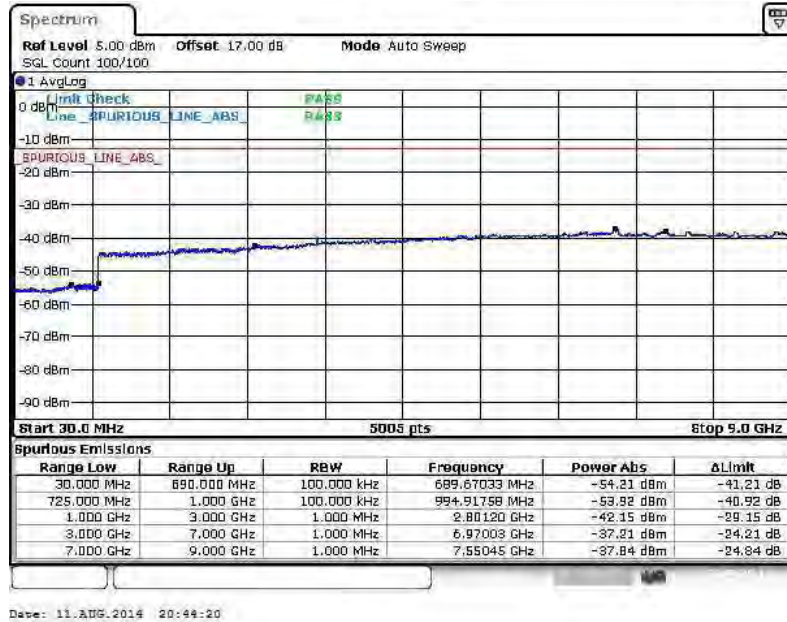
16QAM (RB Size 1, RB Offset 0)



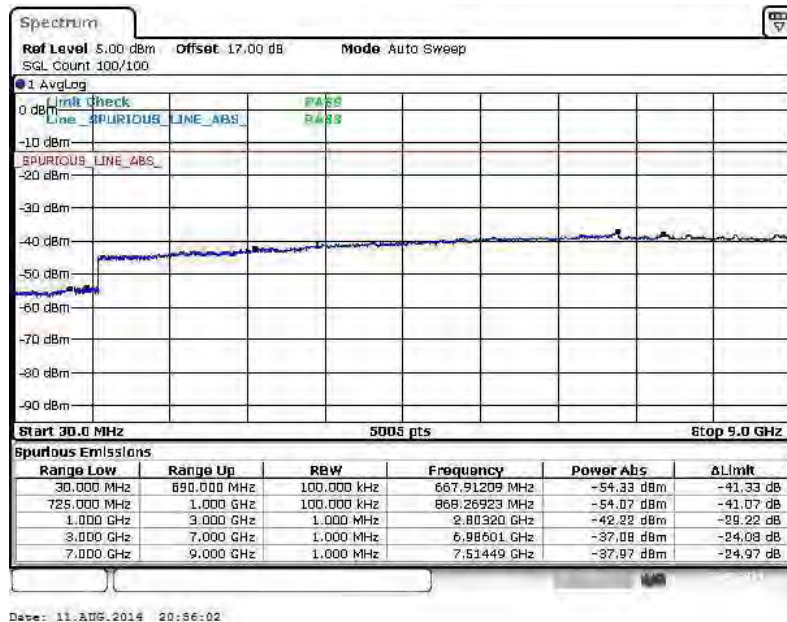


Band :	LTE Band 17	Channel :	CH23780 (Low)
Band Width :	10MHz		

QPSK (RB Size 1, RB Offset 0)



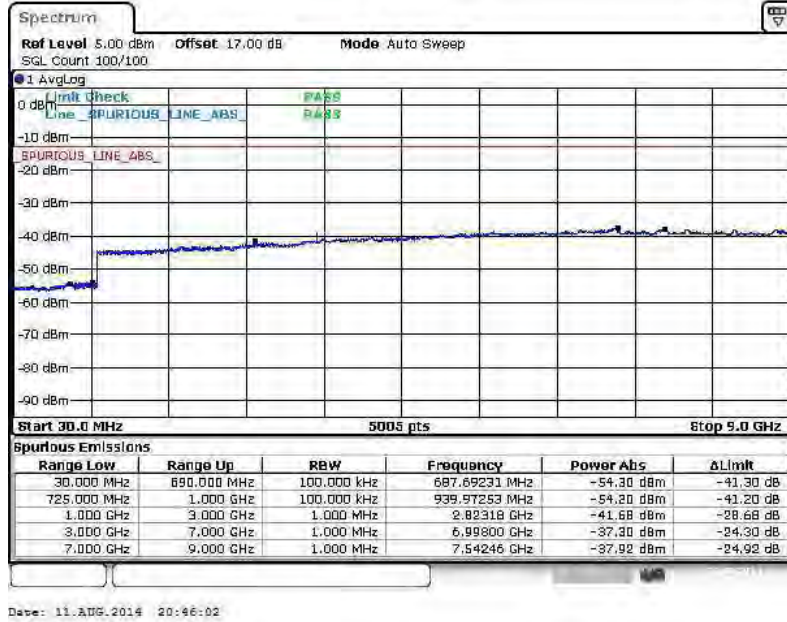
16QAM (RB Size 1, RB Offset 0)



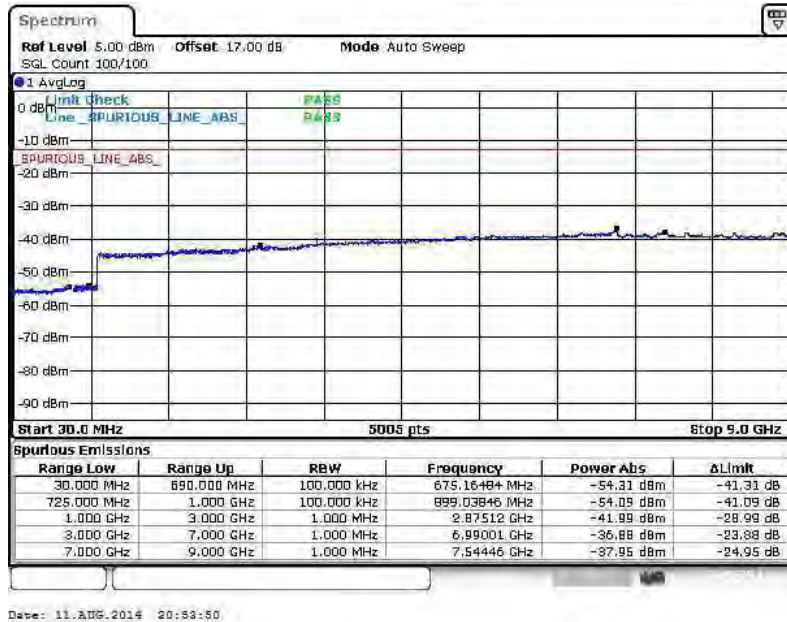


Band :	LTE Band 17	Channel :	CH23790 (Middle)
Band Width :	10MHz		

QPSK (RB Size 1, RB Offset 0)



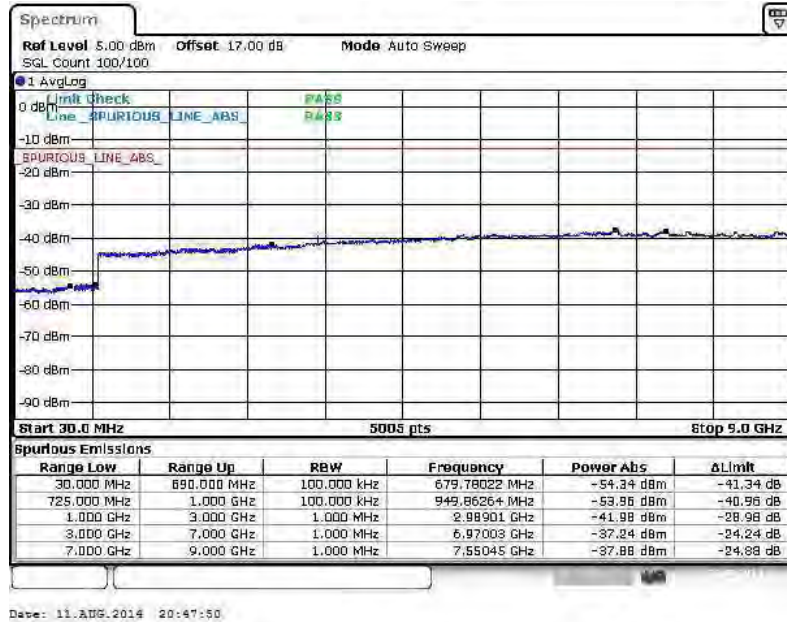
16QAM (RB Size 1, RB Offset 0)



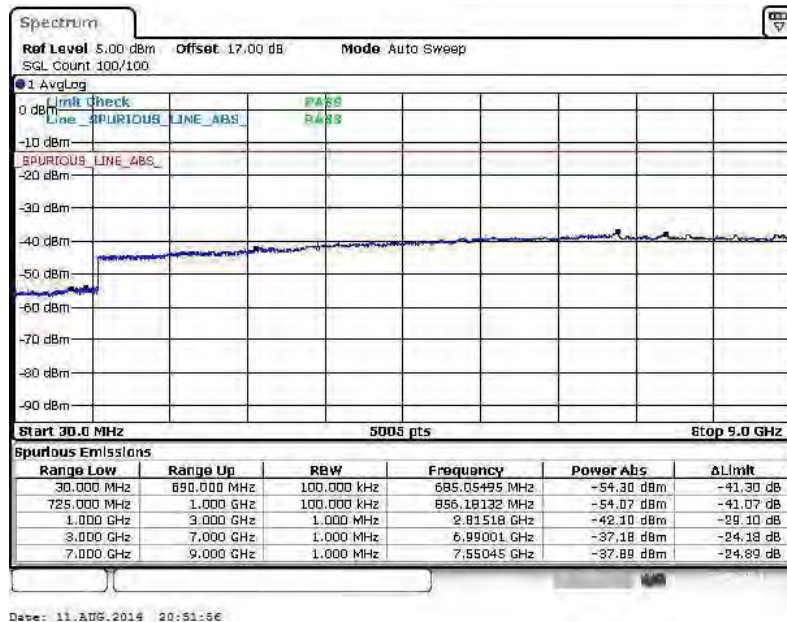


Band :	LTE Band 17	Channel :	CH23800 (High)
Band Width :	10MHz		

QPSK (RB Size 1, RB Offset 0)



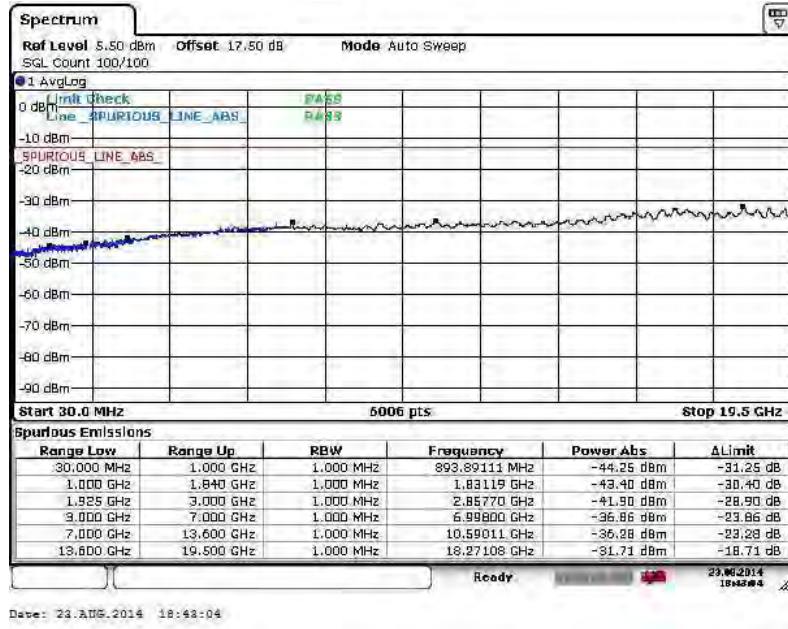
16QAM (RB Size 1, RB Offset 0)



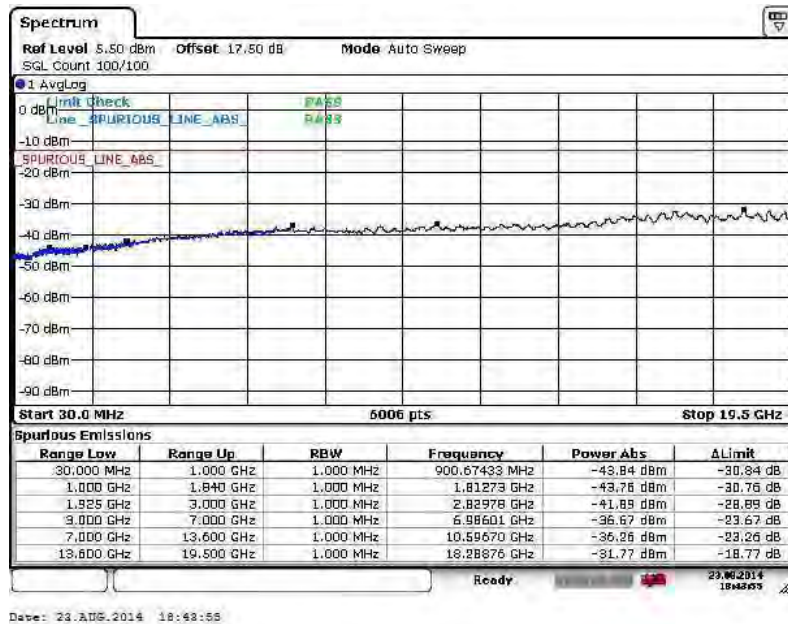


Band :	LTE Band 25	Channel :	CH26047 (Low)
Band Width :	1.4MHz		

QPSK (RB Size 1, RB Offset 0)



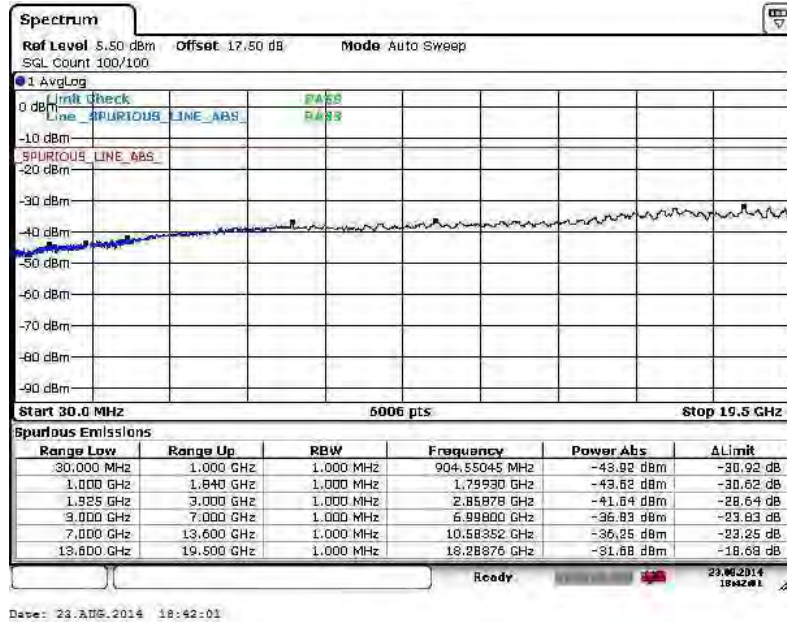
16QAM (RB Size 1, RB Offset 0)



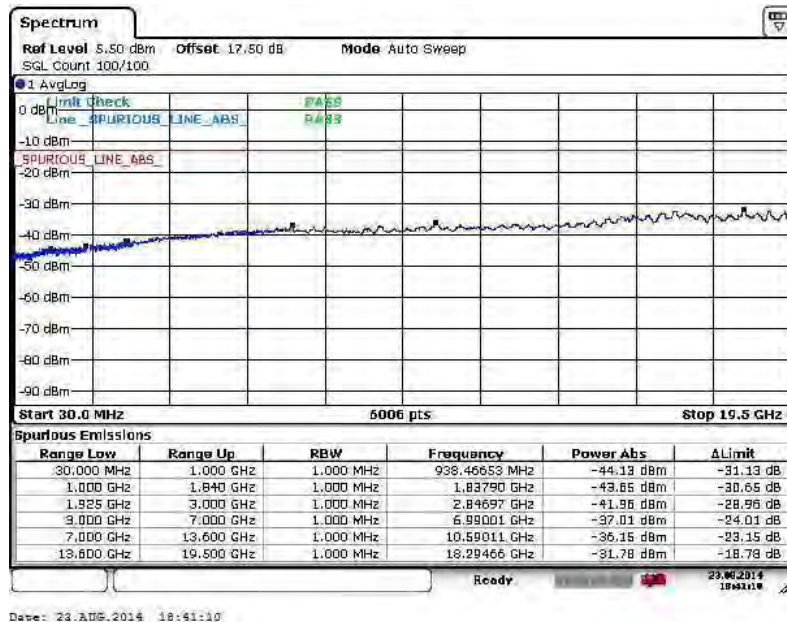


Band :	LTE Band 25	Channel :	CH26365 (Middle)
Band Width :	1.4MHz		

QPSK (RB Size 1, RB Offset 0)



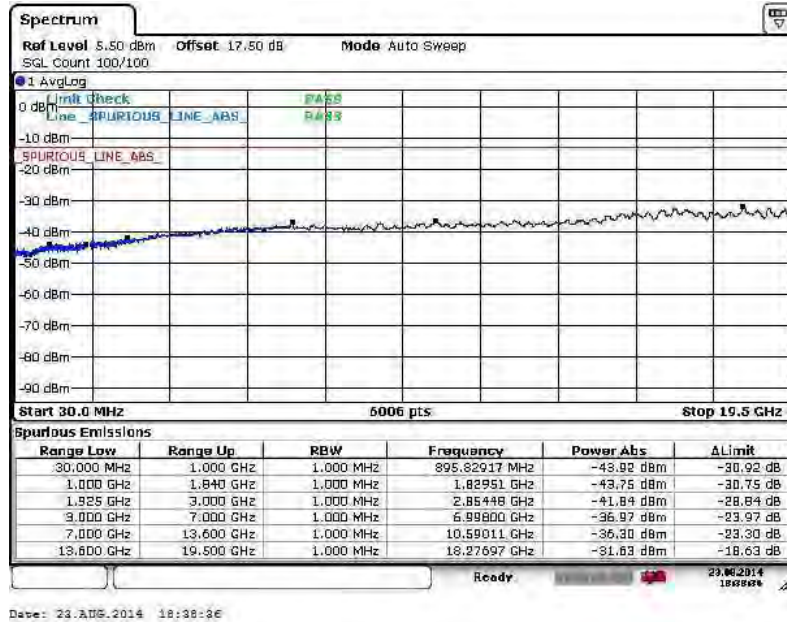
16QAM (RB Size 1, RB Offset 0)



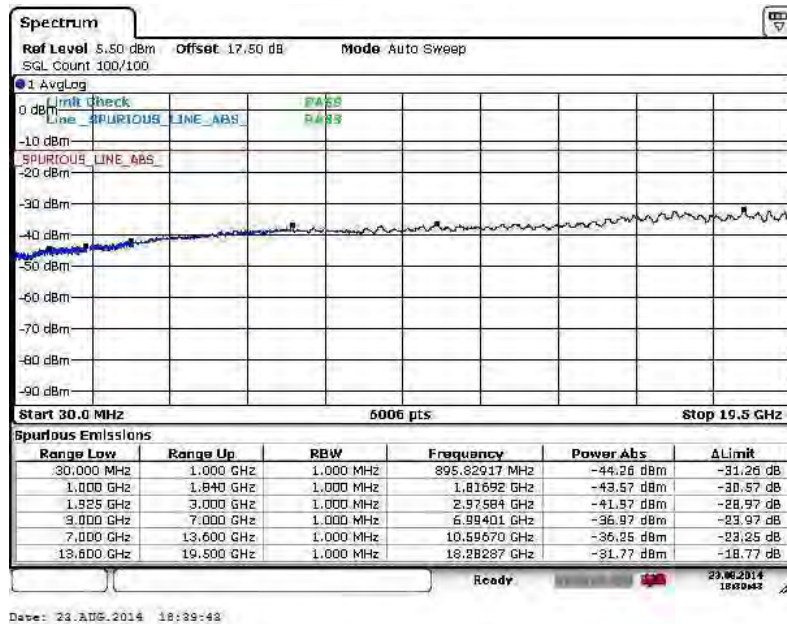


Band :	LTE Band 25	Channel :	CH26683 (High)
Band Width :	1.4MHz		

QPSK (RB Size 1, RB Offset 0)



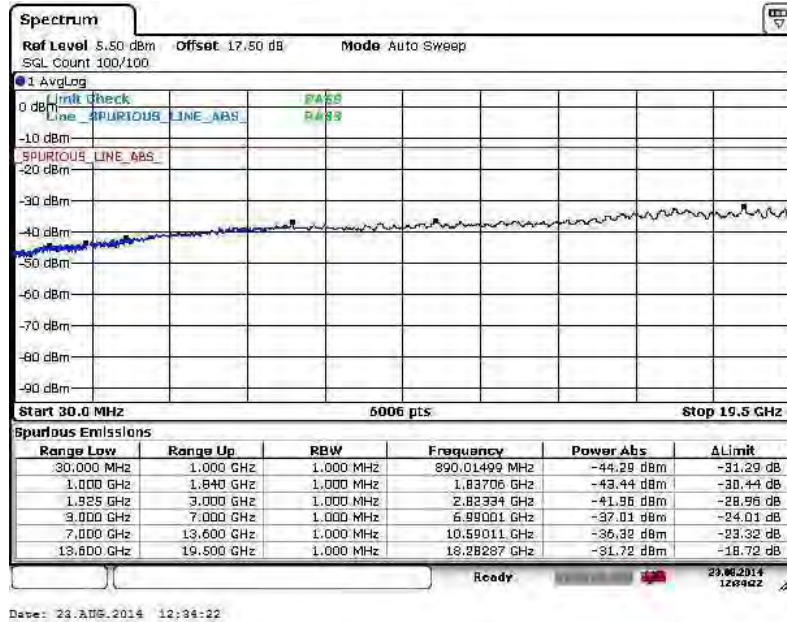
16QAM (RB Size 1, RB Offset 0)



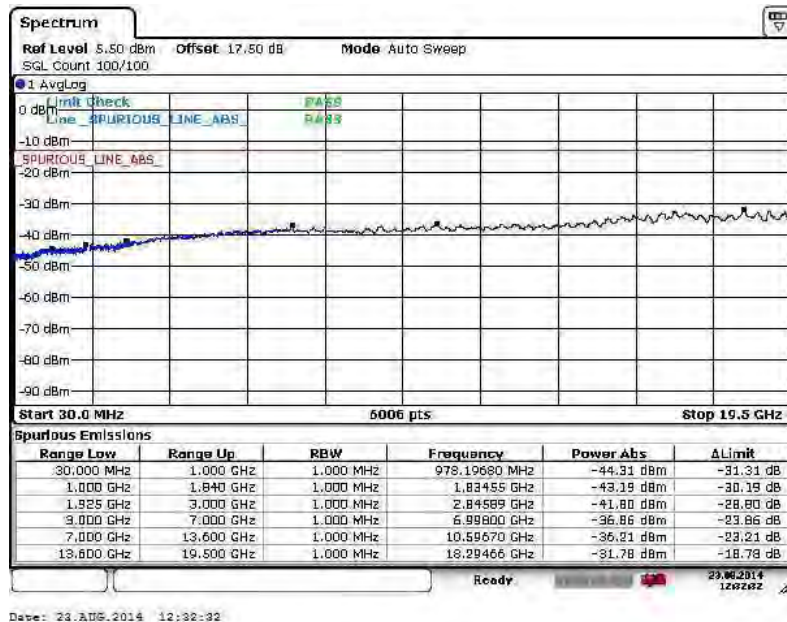


Band :	LTE Band 25	Channel :	CH26055 (Low)
Band Width :	3MHz		

QPSK (RB Size 1, RB Offset 0)



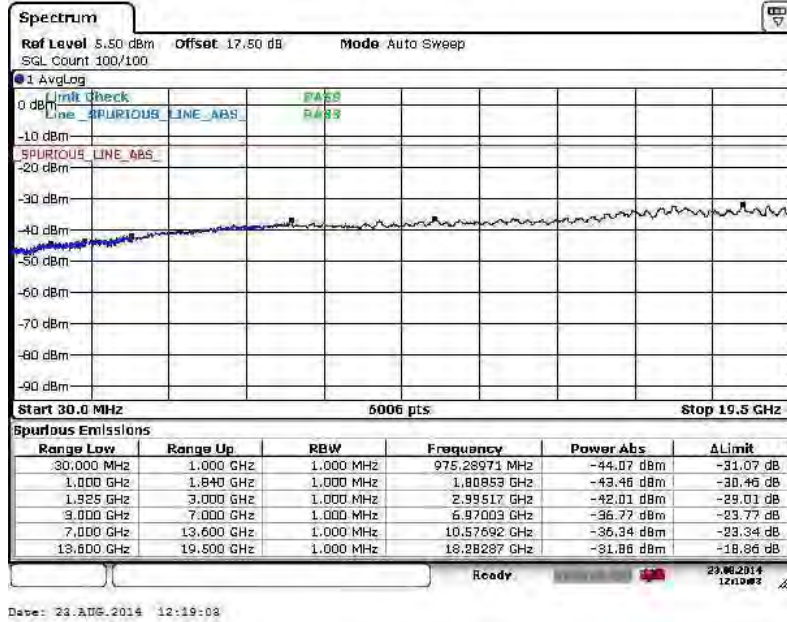
16QAM (RB Size 1, RB Offset 0)



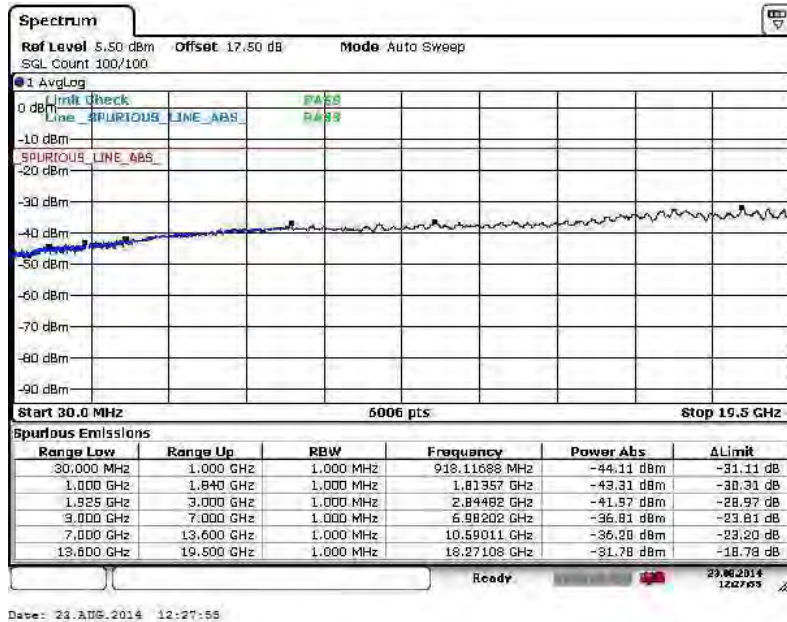


Band :	LTE Band 25	Channel :	CH26365 (Middle)
Band Width :	3MHz		

QPSK (RB Size 1, RB Offset 0)



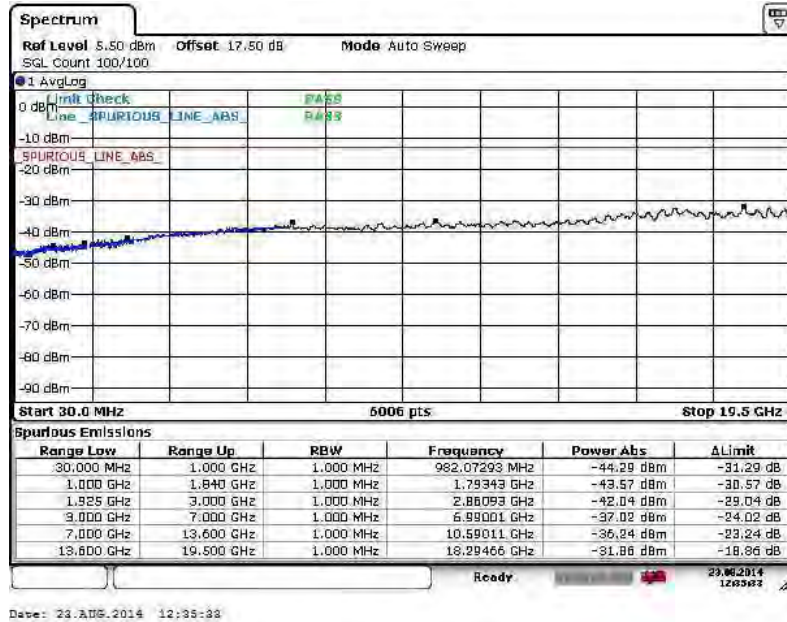
16QAM (RB Size 1, RB Offset 0)



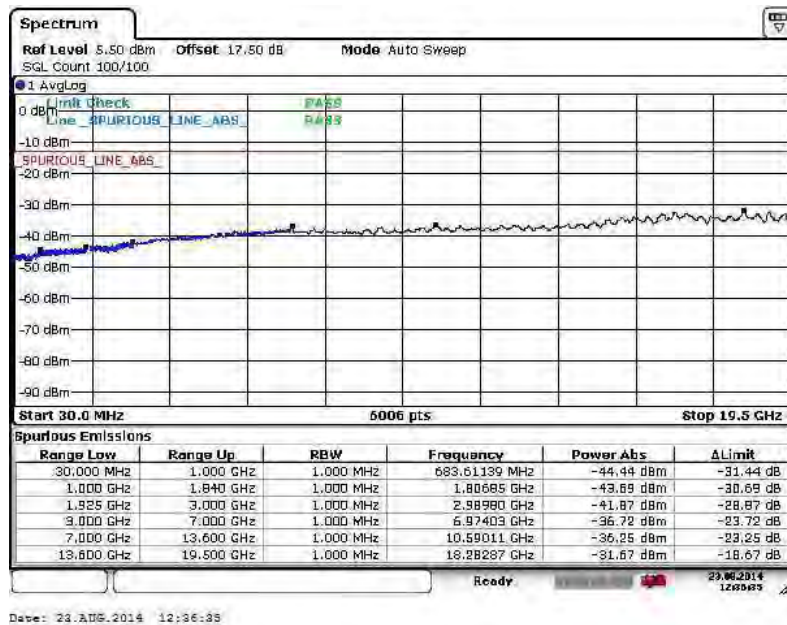


Band :	LTE Band 25	Channel :	CH26675 (High)
Band Width :	3MHz		

QPSK (RB Size 1, RB Offset 0)



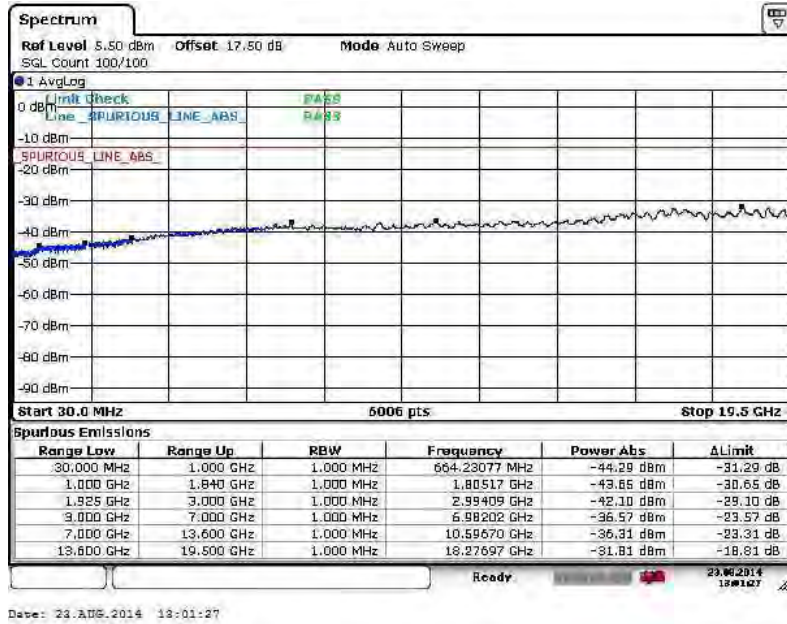
16QAM (RB Size 1, RB Offset 0)



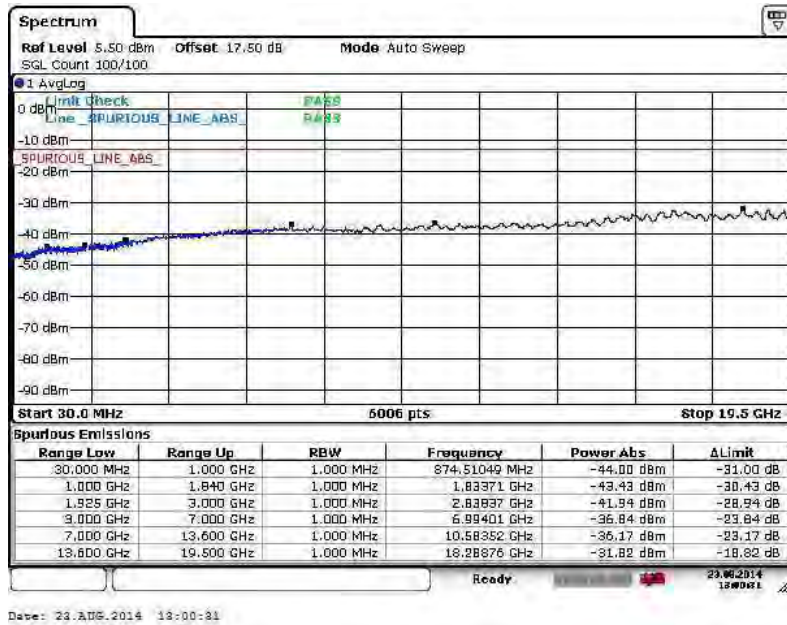


Band :	LTE Band 25	Channel :	CH26065 (Low)
Band Width :	5MHz		

QPSK (RB Size 1, RB Offset 0)



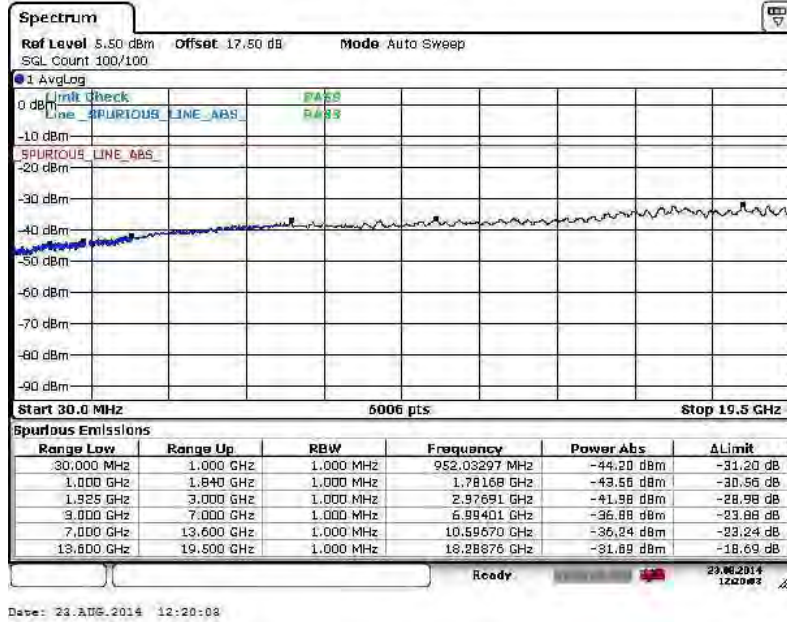
16QAM (RB Size 1, RB Offset 0)



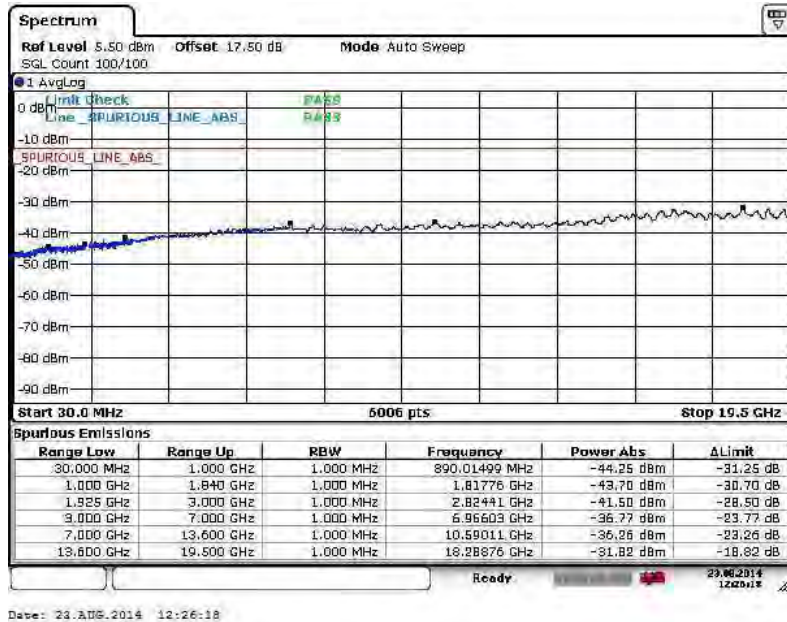


Band :	LTE Band 25	Channel :	CH26365 (Middle)
Band Width :	5MHz		

QPSK (RB Size 1, RB Offset 0)



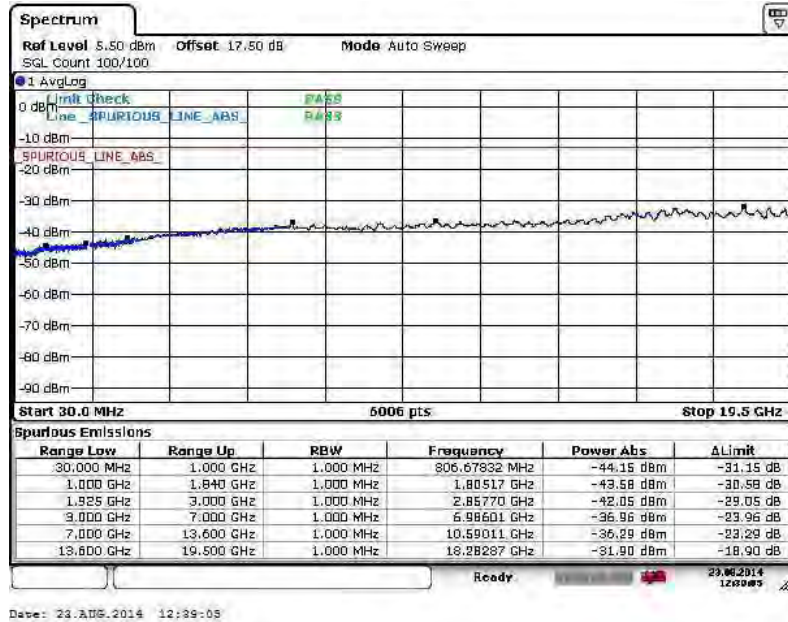
16QAM (RB Size 1, RB Offset 0)



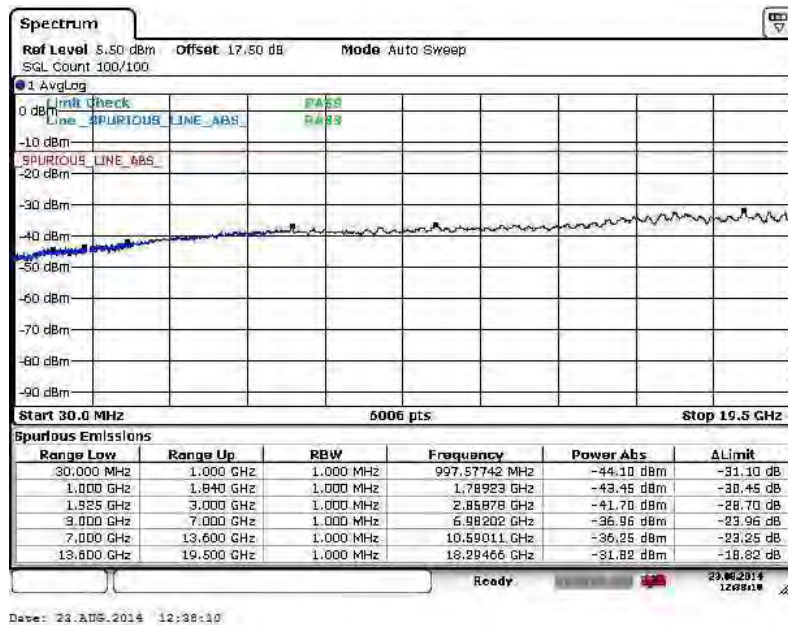


Band :	LTE Band 25	Channel :	CH26665 (High)
Band Width :	5MHz		

QPSK (RB Size 1, RB Offset 0)



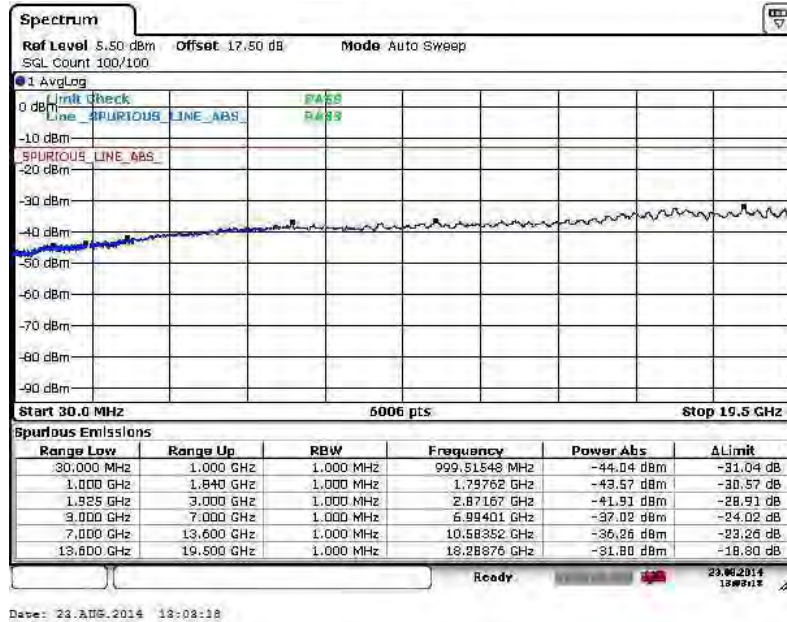
16QAM (RB Size 1, RB Offset 0)



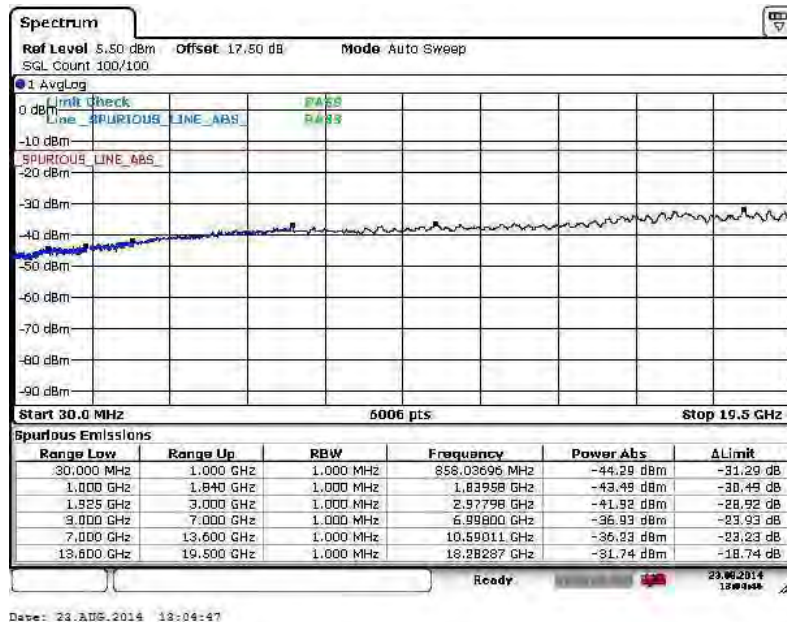


Band :	LTE Band 25	Channel :	CH26090 (Low)
Band Width :	10MHz		

QPSK (RB Size 1, RB Offset 0)



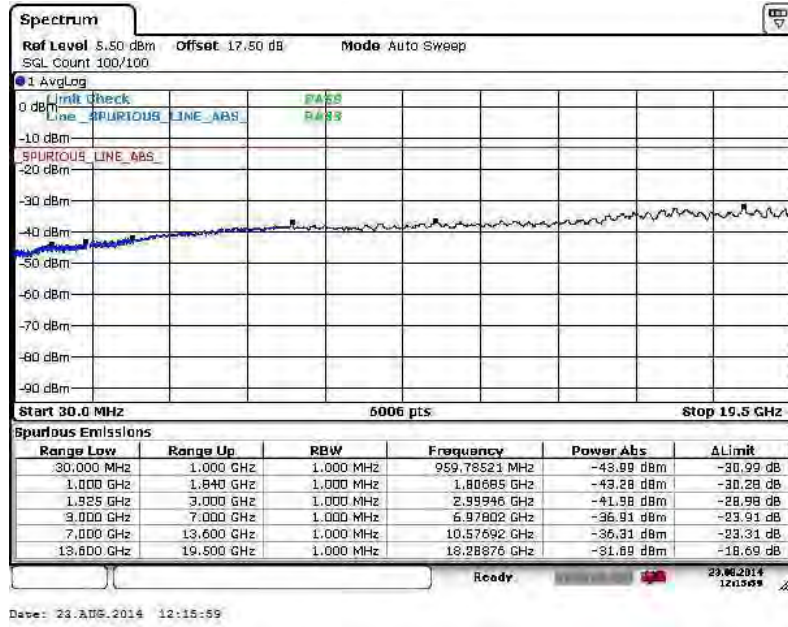
16QAM (RB Size 1, RB Offset 0)



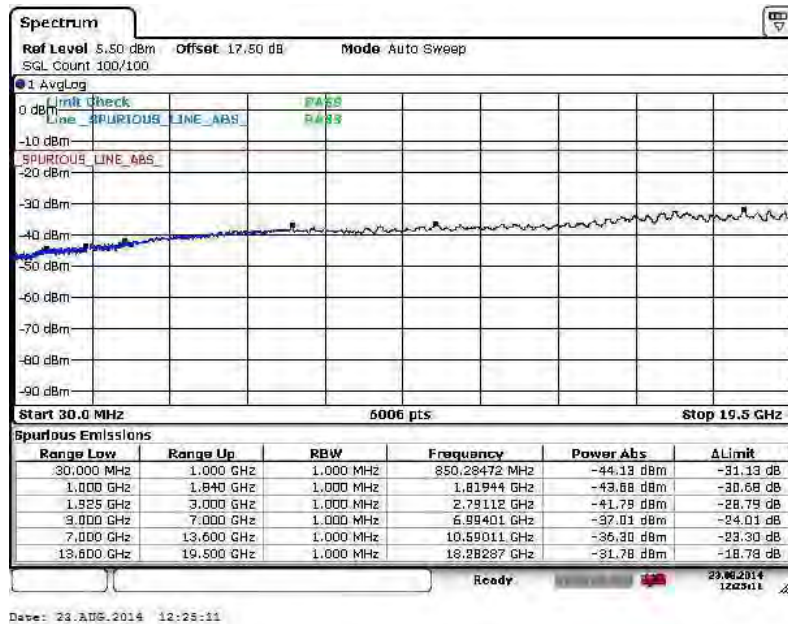


Band :	LTE Band 25	Channel :	CH26365 (Middle)
Band Width :	10MHz		

QPSK (RB Size 1, RB Offset 0)



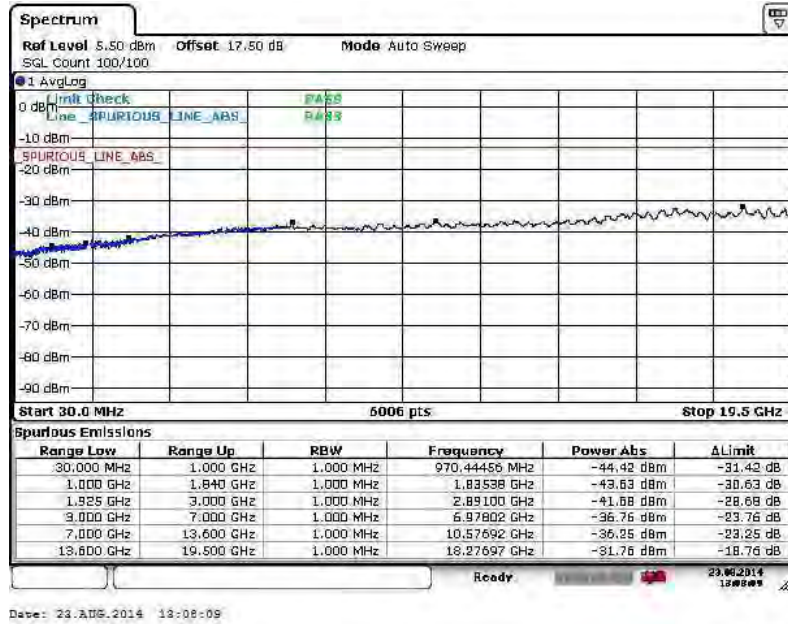
16QAM (RB Size 1, RB Offset 0)



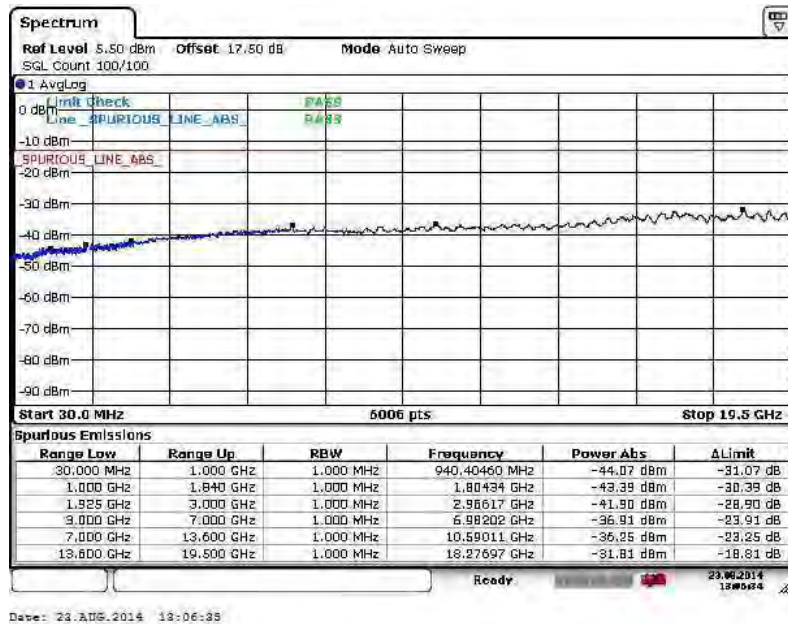


Band :	LTE Band 25	Channel :	CH26640 (High)
Band Width :	10MHz		

QPSK (RB Size 1, RB Offset 0)



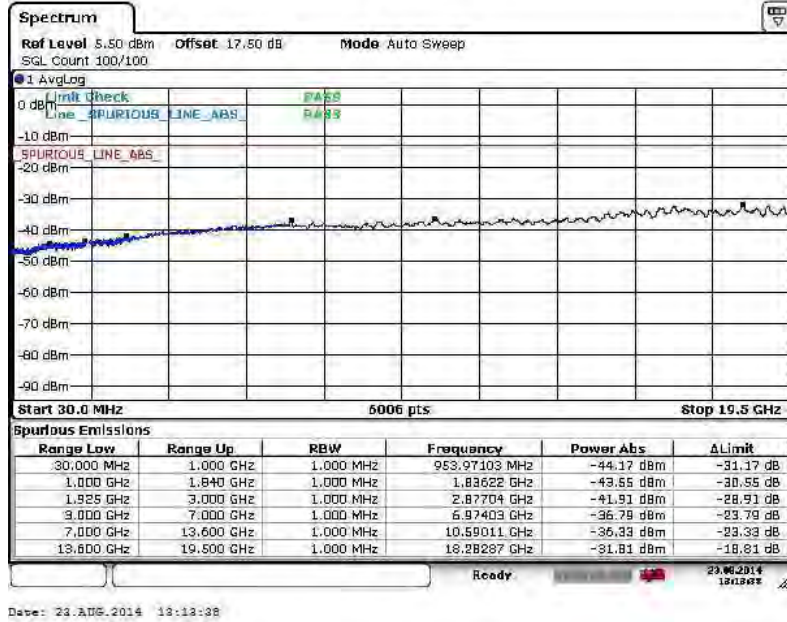
16QAM (RB Size 1, RB Offset 0)



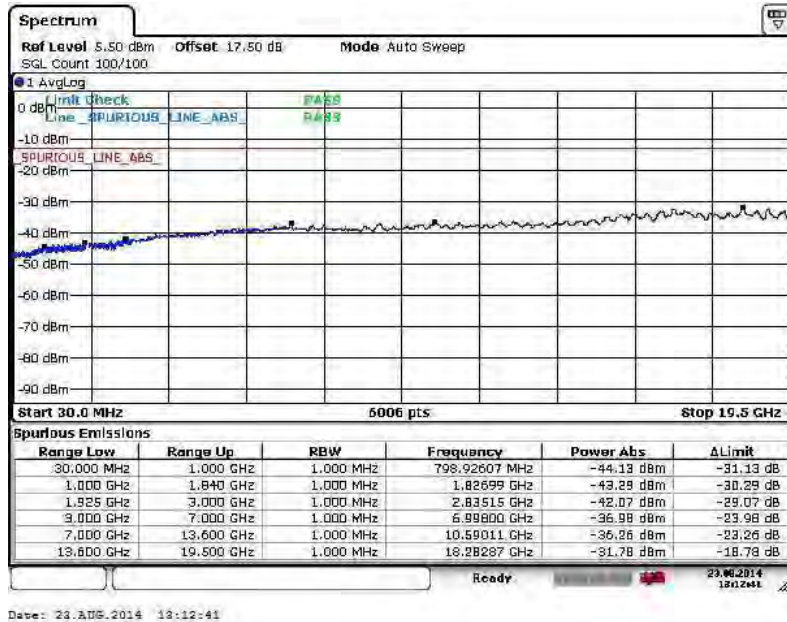


Band :	LTE Band 25	Channel :	CH26115 (Low)
Band Width :	15MHz		

QPSK (RB Size 1, RB Offset 0)



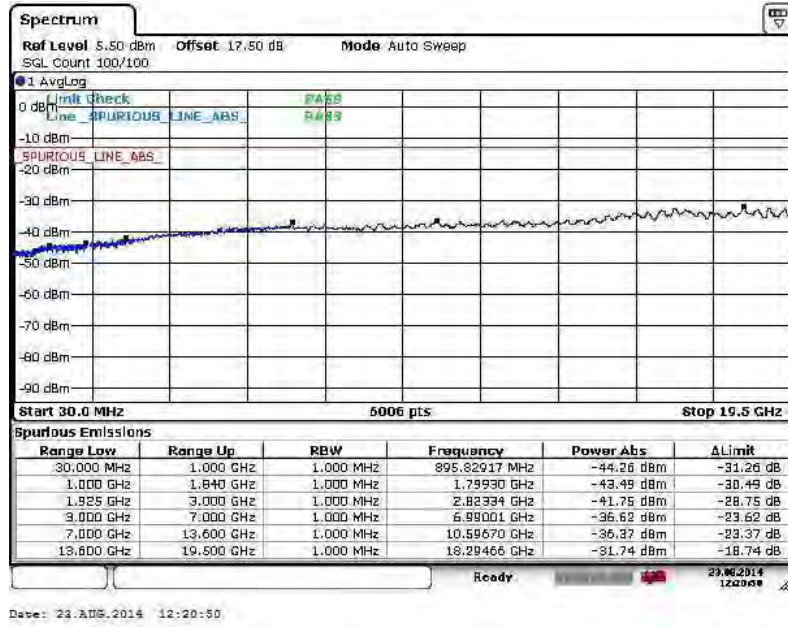
16QAM (RB Size 1, RB Offset 0)



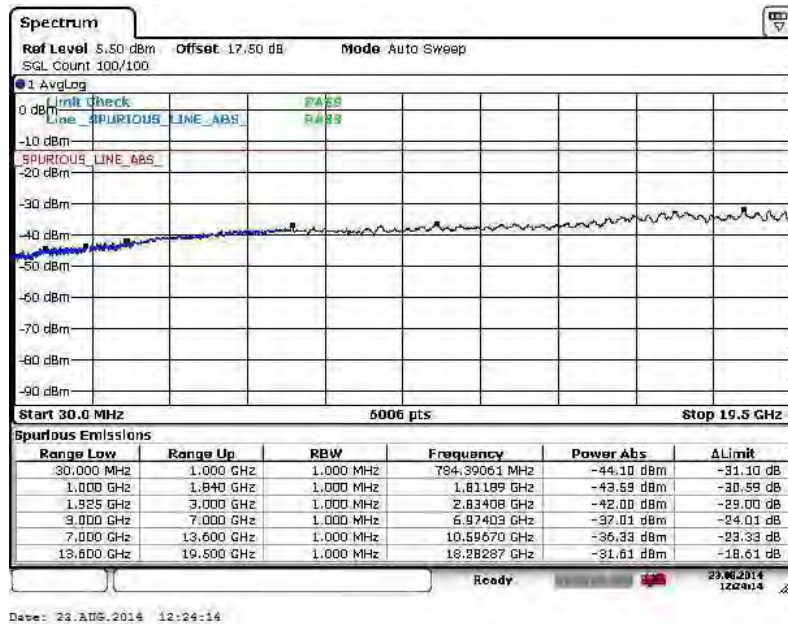


Band :	LTE Band 25	Channel :	CH26365 (Middle)
Band Width :	15MHz		

QPSK (RB Size 1, RB Offset 0)



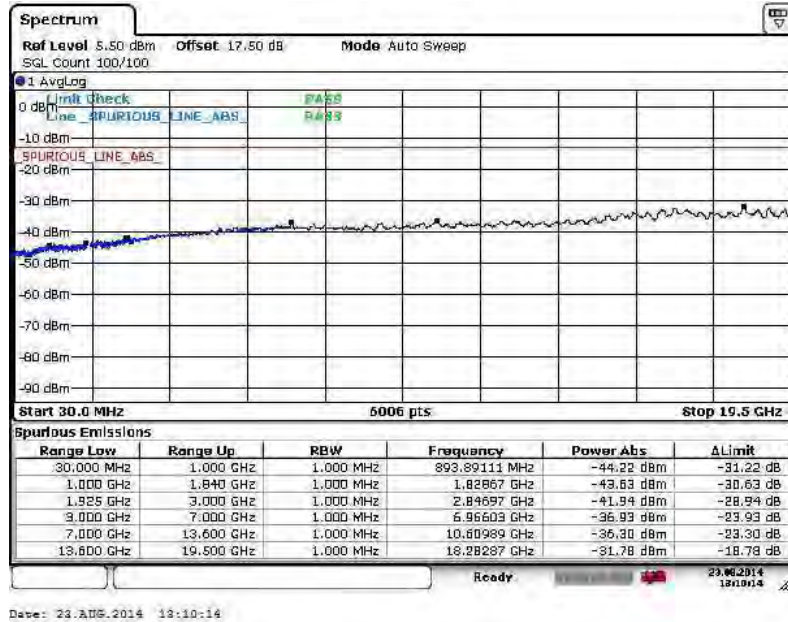
16QAM (RB Size 1, RB Offset 0)



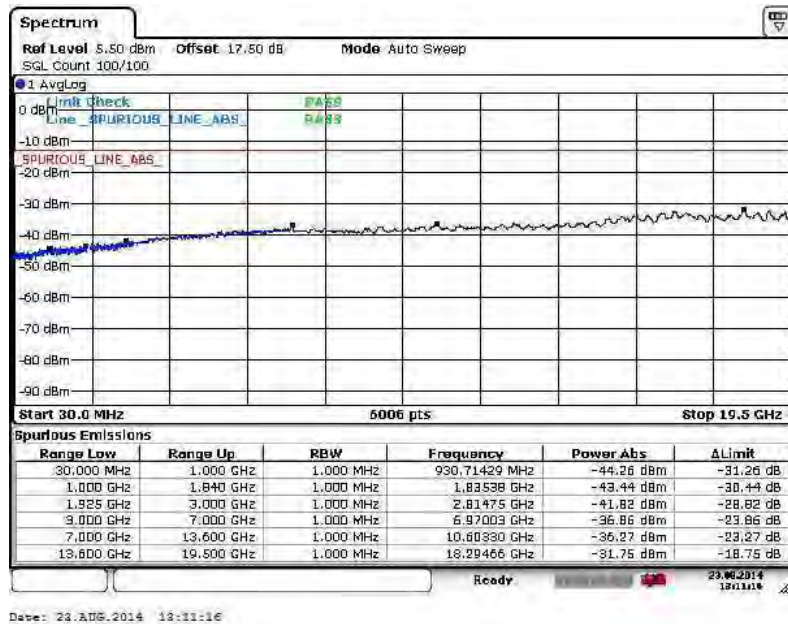


Band :	LTE Band 25	Channel :	CH26615 (High)
Band Width :	15MHz		

QPSK (RB Size 1, RB Offset 0)



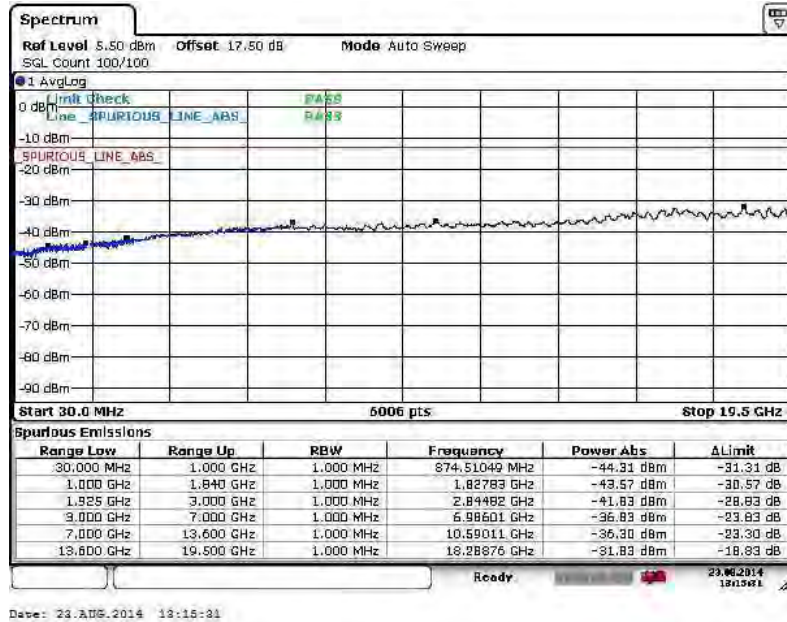
16QAM (RB Size 1, RB Offset 0)



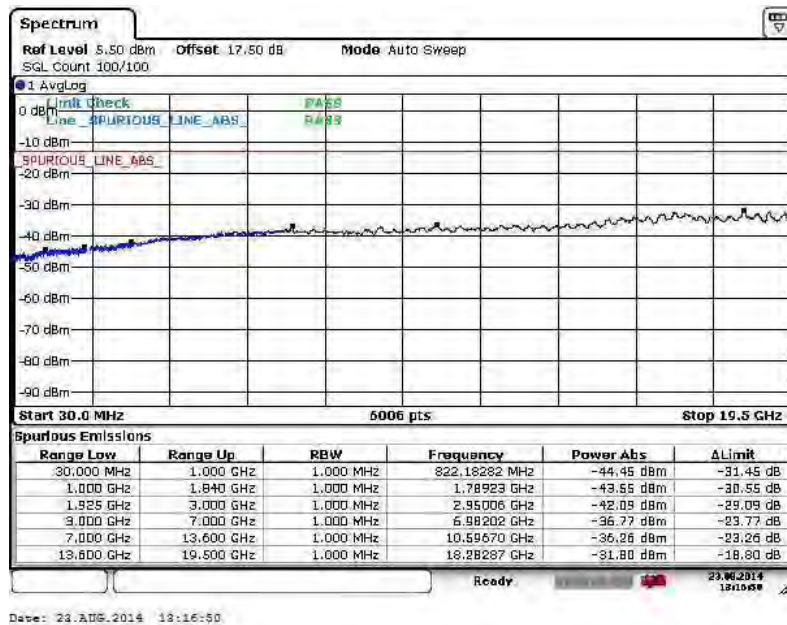


Band :	LTE Band 25	Channel :	CH26140 (Low)
Band Width :	20MHz		

QPSK (RB Size 1, RB Offset 0)



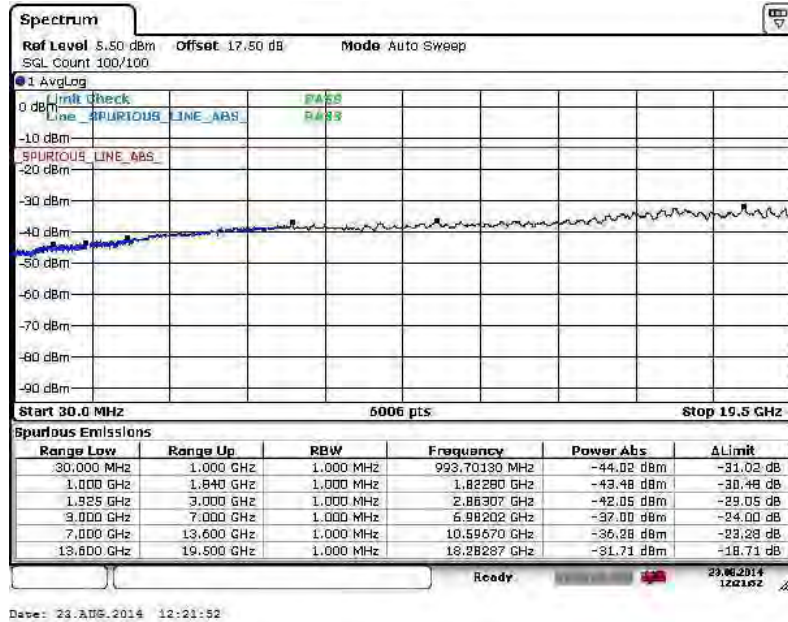
16QAM (RB Size 1, RB Offset 0)



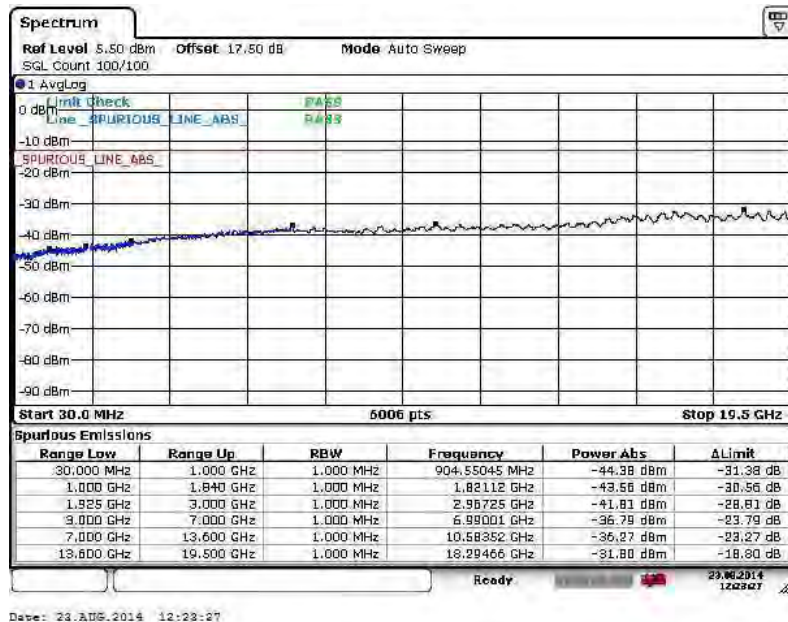


Band :	LTE Band 25	Channel :	CH26365 (Middle)
Band Width :	20MHz		

QPSK (RB Size 1, RB Offset 0)



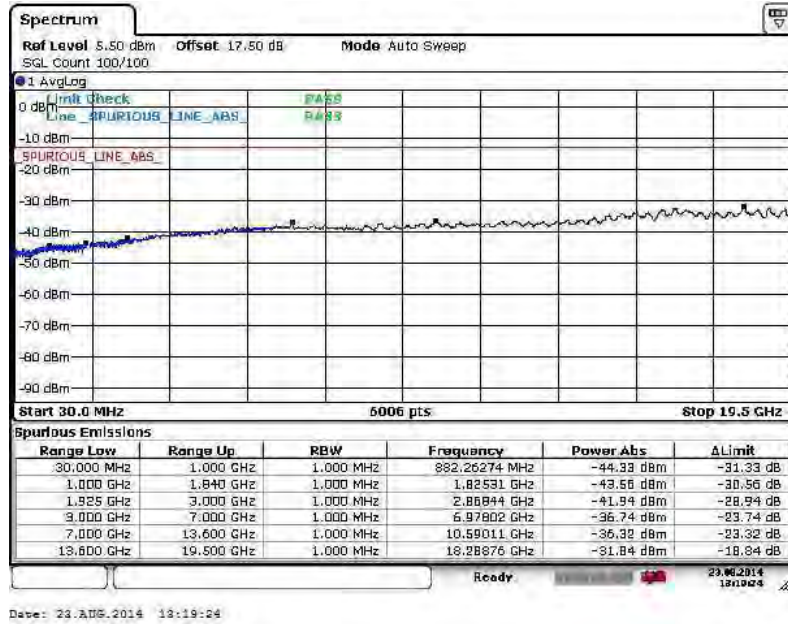
16QAM (RB Size 1, RB Offset 0)



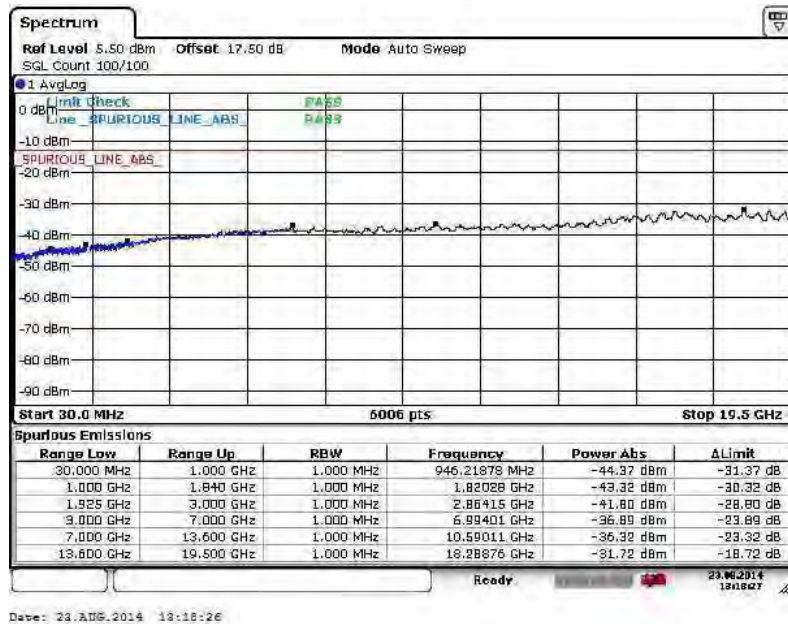


Band :	LTE Band 25	Channel :	CH26590 (High)
Band Width :	20MHz		

QPSK (RB Size 1, RB Offset 0)



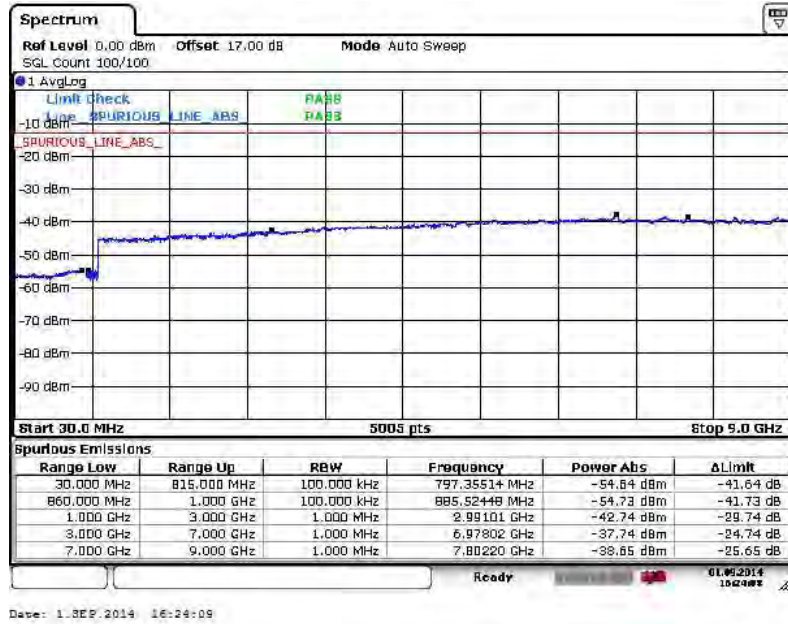
16QAM (RB Size 1, RB Offset 0)



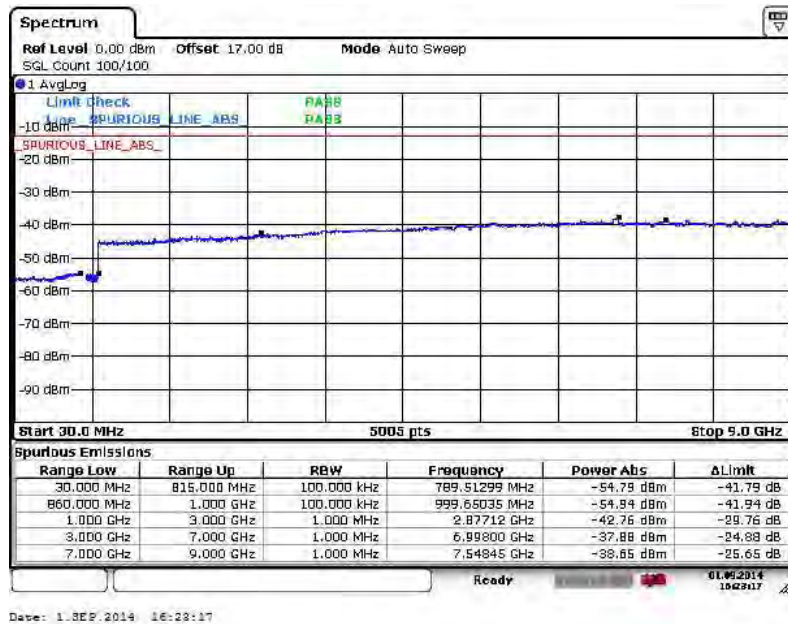


Band :	LTE Band 26	Channel :	CH26797 (Low)
Band Width :	1.4MHz		

QPSK (RB Size 1, RB Offset 0)



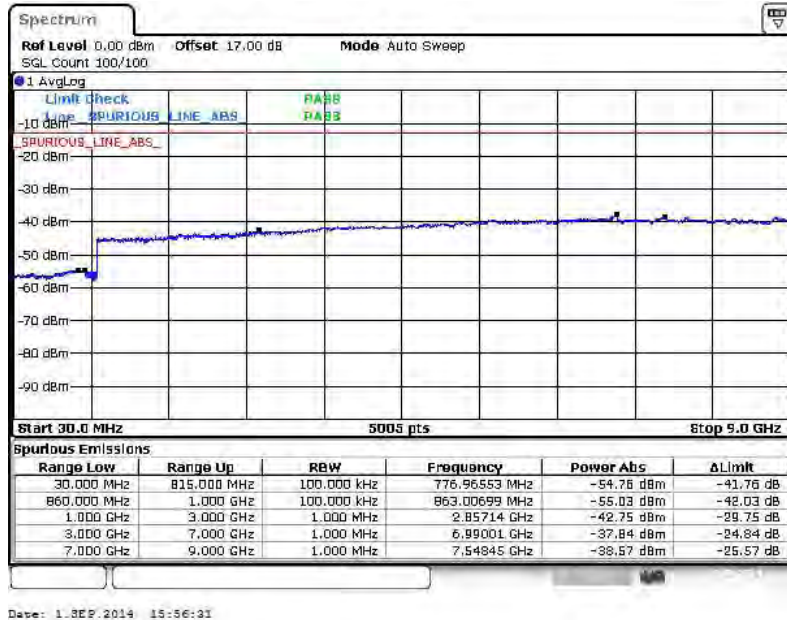
16QAM (RB Size 1, RB Offset 0)



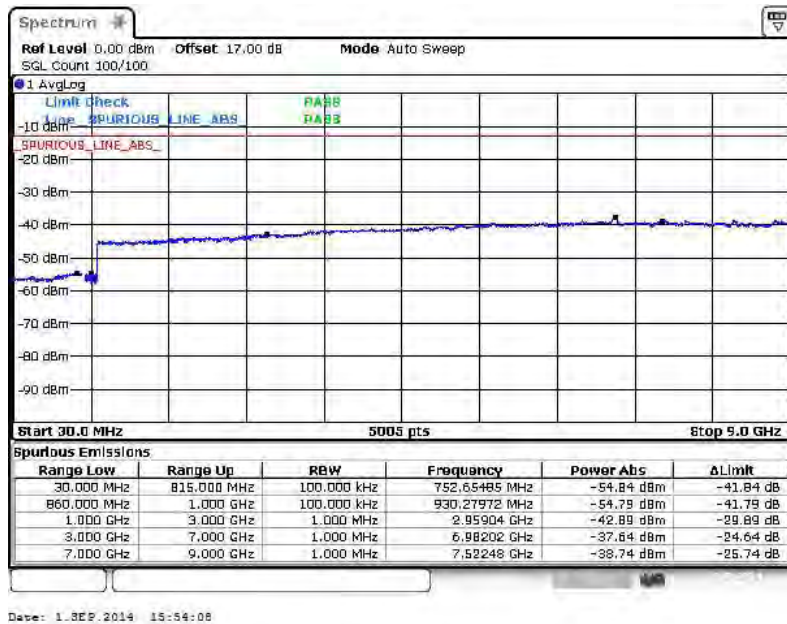


Band :	LTE Band 26	Channel :	CH26915 (Middle)
Band Width :	1.4MHz		

QPSK (RB Size 1, RB Offset 0)



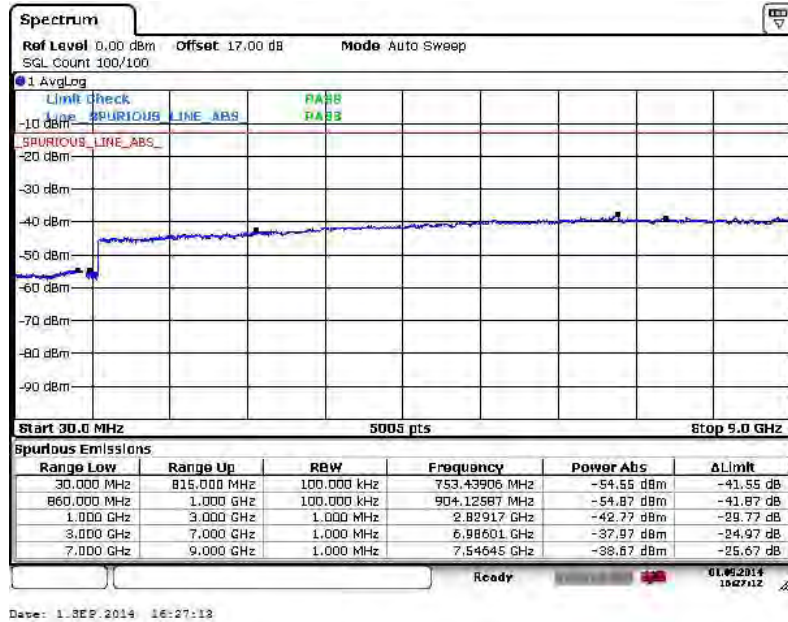
16QAM (RB Size 1, RB Offset 0)



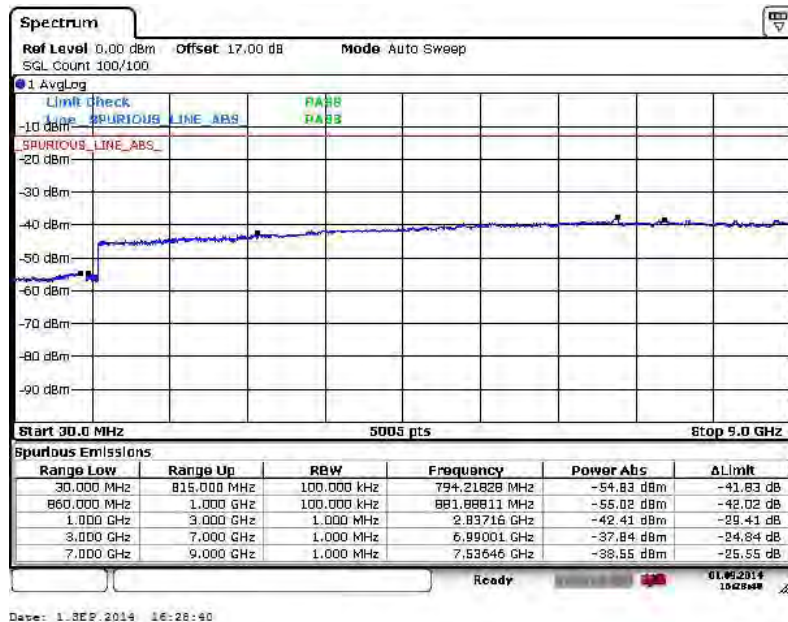


Band :	LTE Band 26	Channel :	CH27033 (High)
Band Width :	1.4MHz		

QPSK (RB Size 1, RB Offset 0)



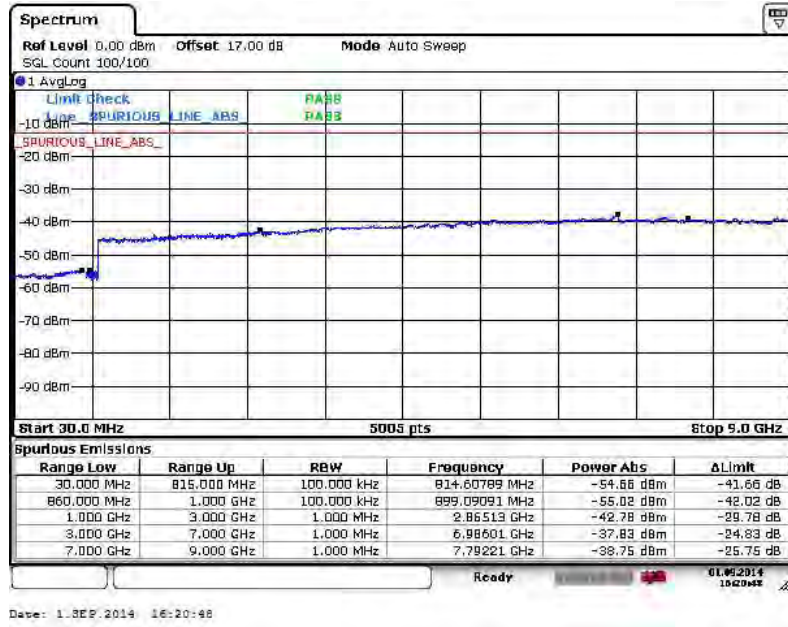
16QAM (RB Size 1, RB Offset 0)



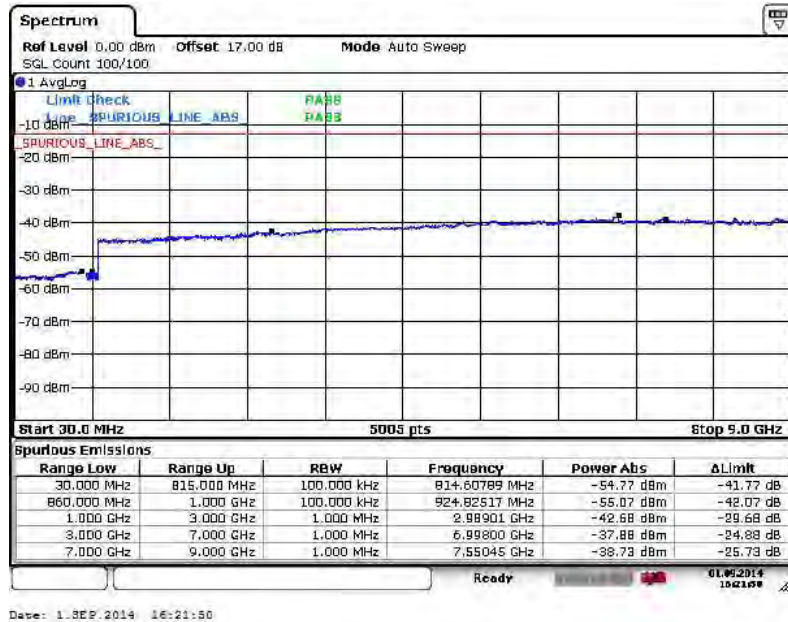


Band :	LTE Band 26	Channel :	CH26805 (Low)
Band Width :	3MHz		

QPSK (RB Size 1, RB Offset 0)



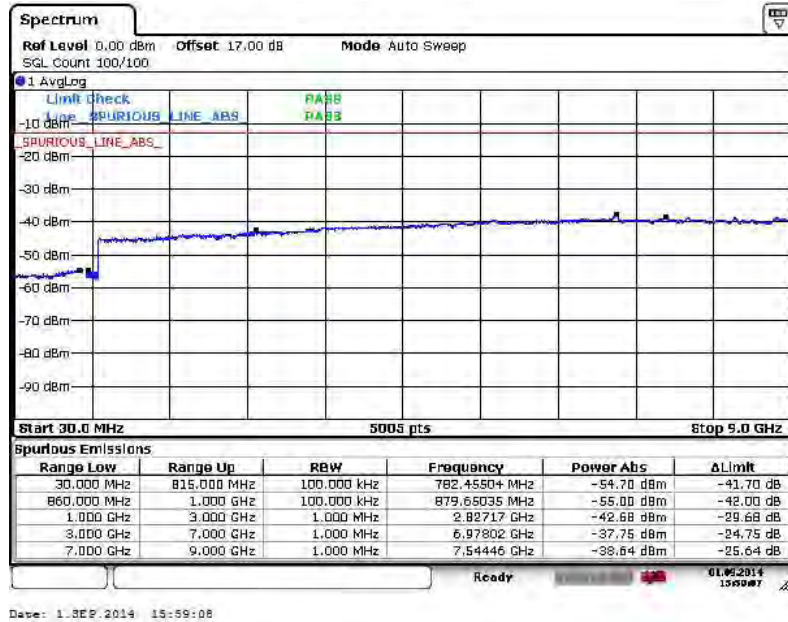
16QAM (RB Size 1, RB Offset 0)



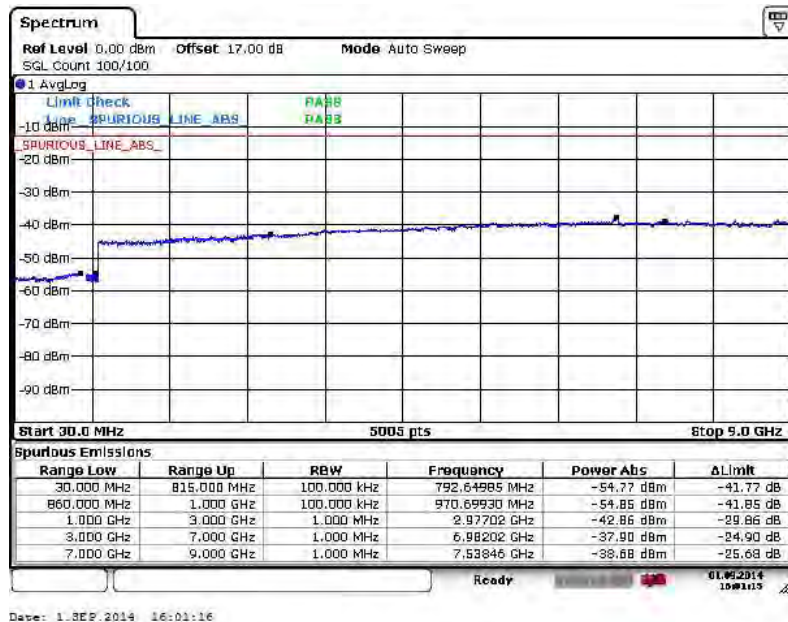


Band :	LTE Band 26	Channel :	CH26915 (Middle)
Band Width :	3MHz		

QPSK (RB Size 1, RB Offset 0)



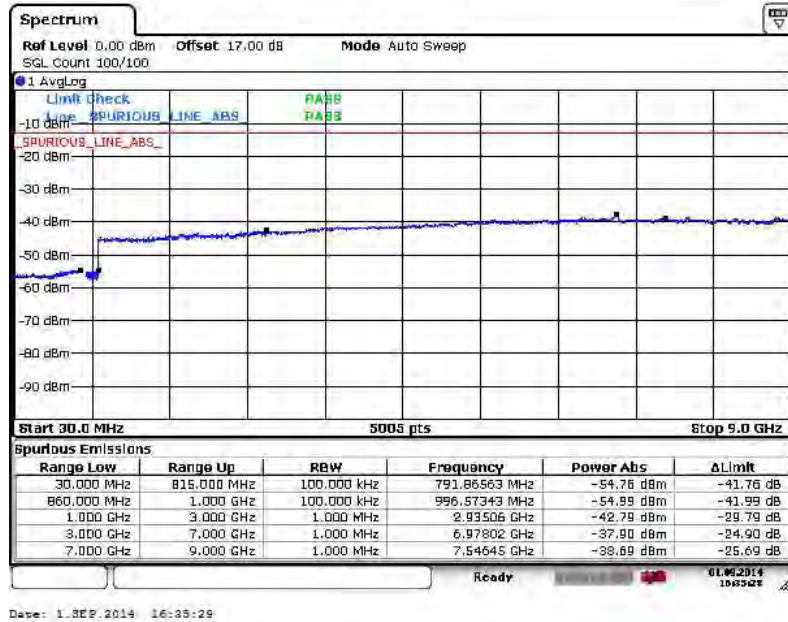
16QAM (RB Size 1, RB Offset 0)



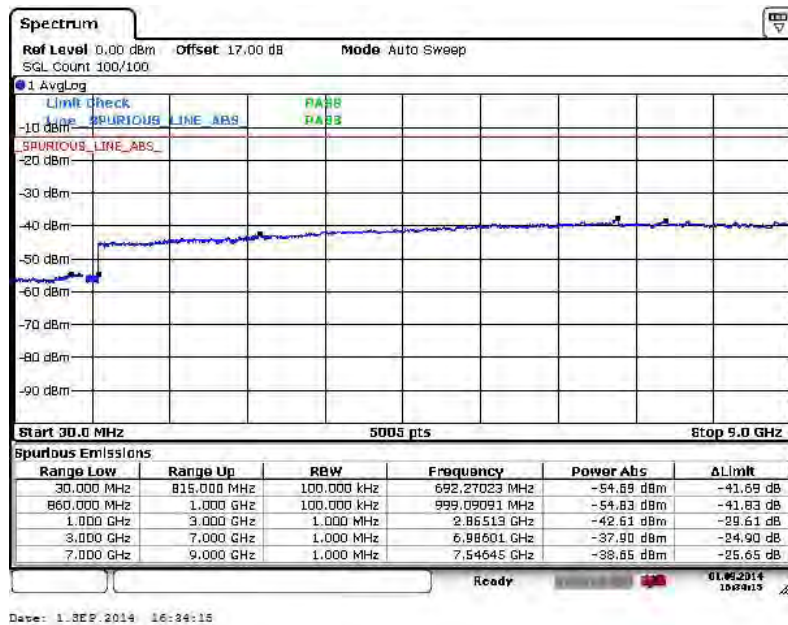


Band :	LTE Band 26	Channel :	CH27025 (High)
Band Width :	3MHz		

QPSK (RB Size 1, RB Offset 0)



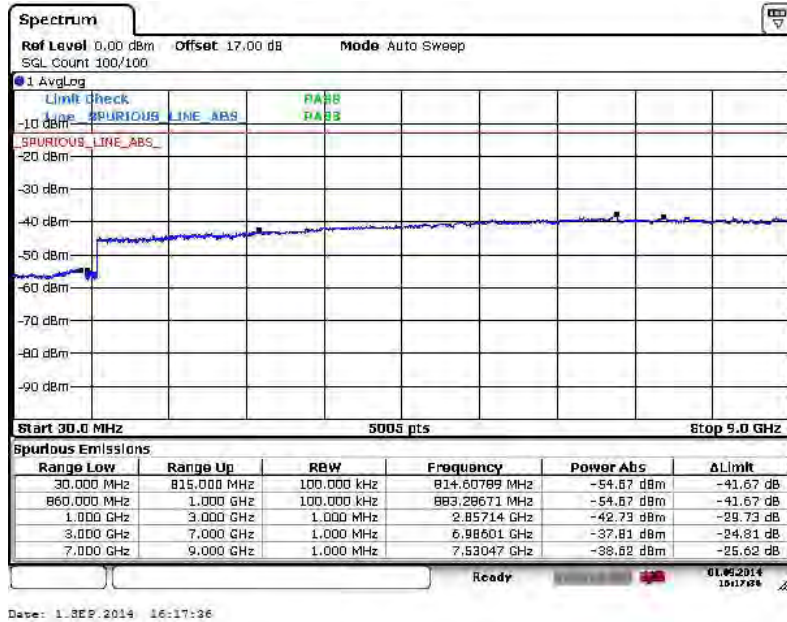
16QAM (RB Size 1, RB Offset 0)



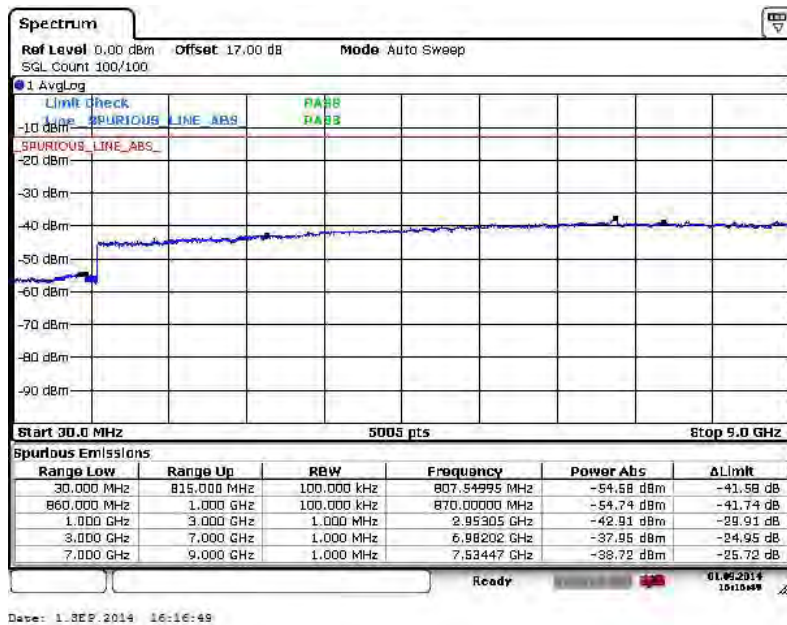


Band :	LTE Band 26	Channel :	CH26815 (Low)
Band Width :	5MHz		

QPSK (RB Size 1, RB Offset 0)



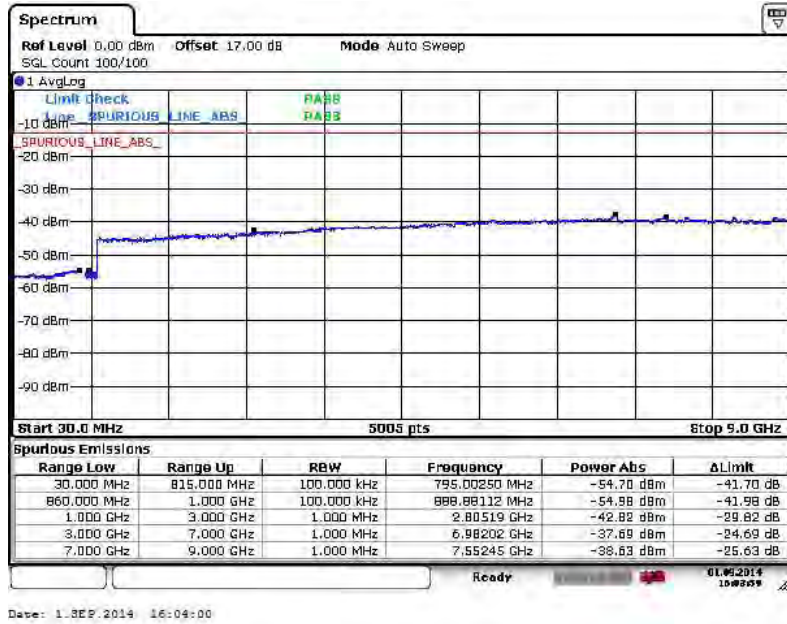
16QAM (RB Size 1, RB Offset 0)



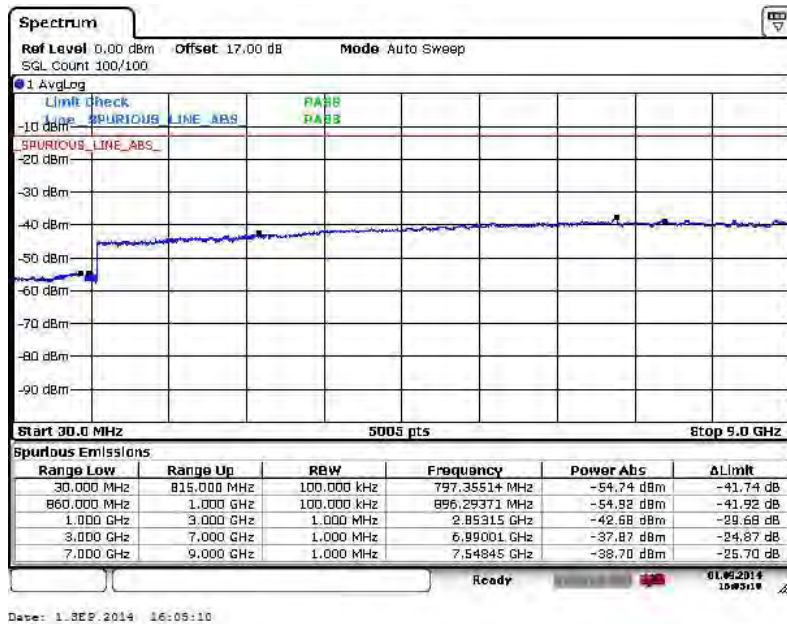


Band :	LTE Band 26	Channel :	CH26915 (Middle)
Band Width :	5MHz		

QPSK (RB Size 1, RB Offset 0)



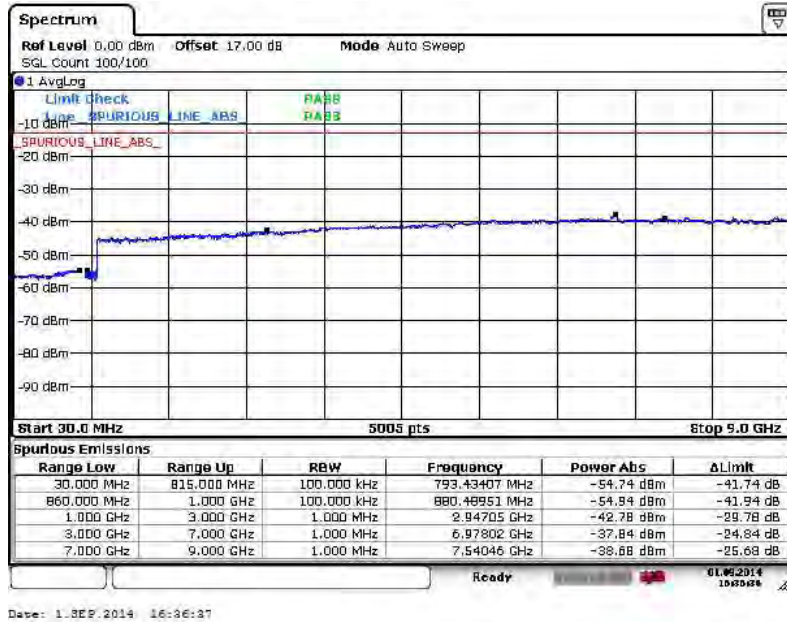
16QAM (RB Size 1, RB Offset 0)



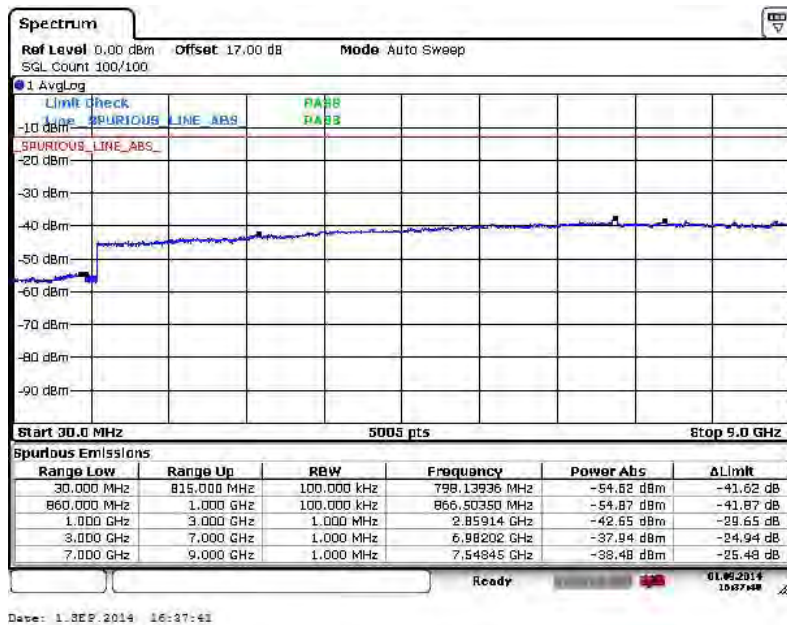


Band :	LTE Band 26	Channel :	CH27015 (High)
Band Width :	5MHz		

QPSK (RB Size 1, RB Offset 0)



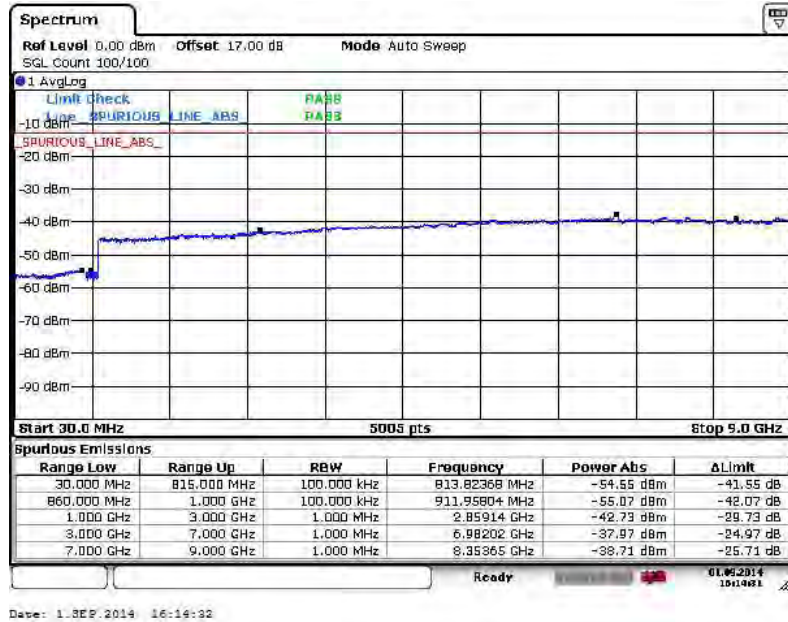
16QAM (RB Size 1, RB Offset 0)



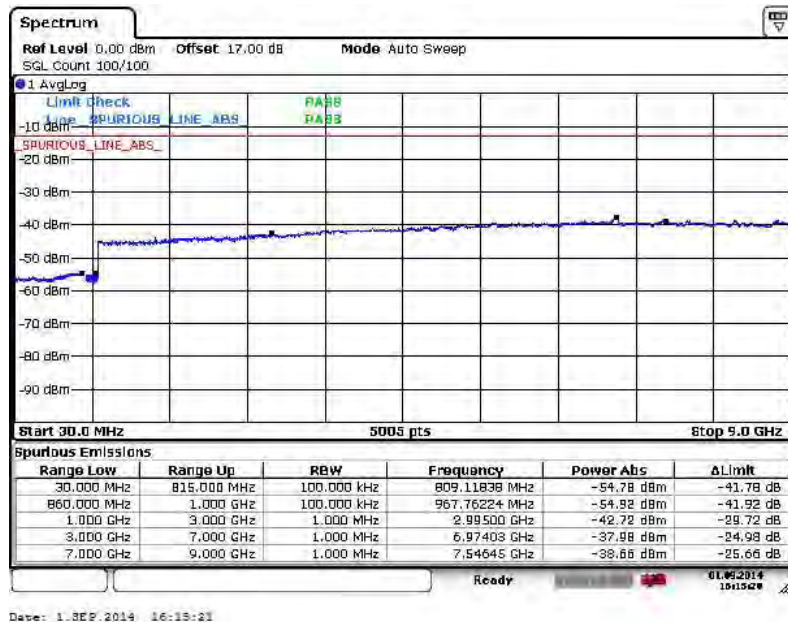


Band :	LTE Band 26	Channel :	CH26840 (Low)
Band Width :	10MHz		

QPSK (RB Size 1, RB Offset 0)



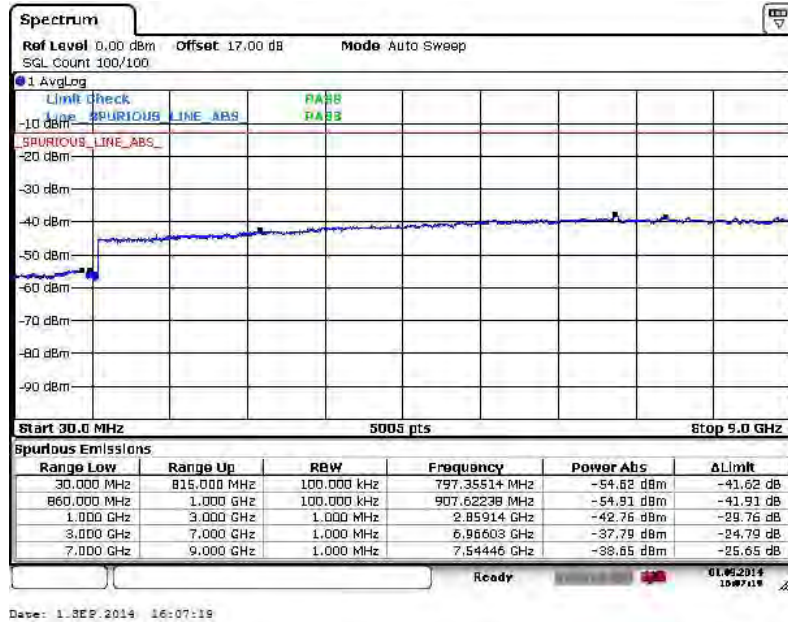
16QAM (RB Size 1, RB Offset 0)



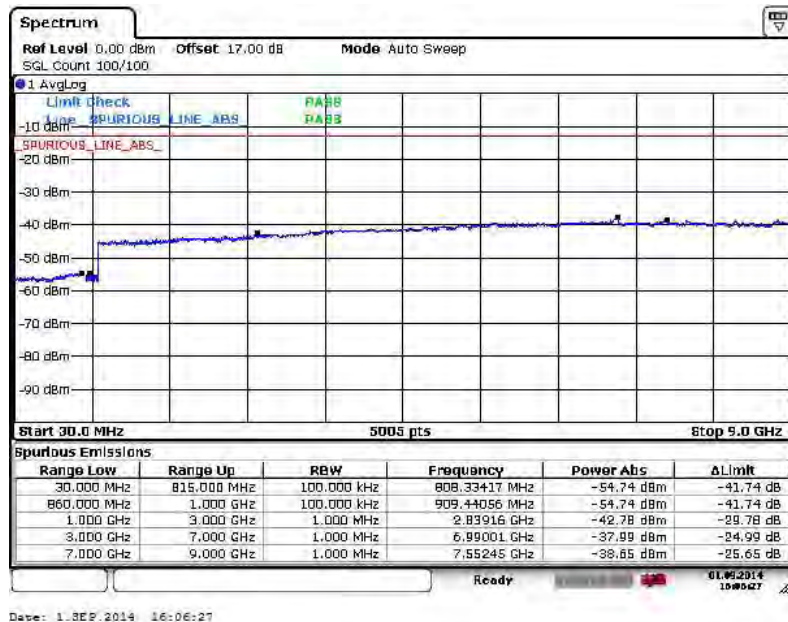


Band :	LTE Band 26	Channel :	CH26915 (Middle)
Band Width :	10MHz		

QPSK (RB Size 1, RB Offset 0)



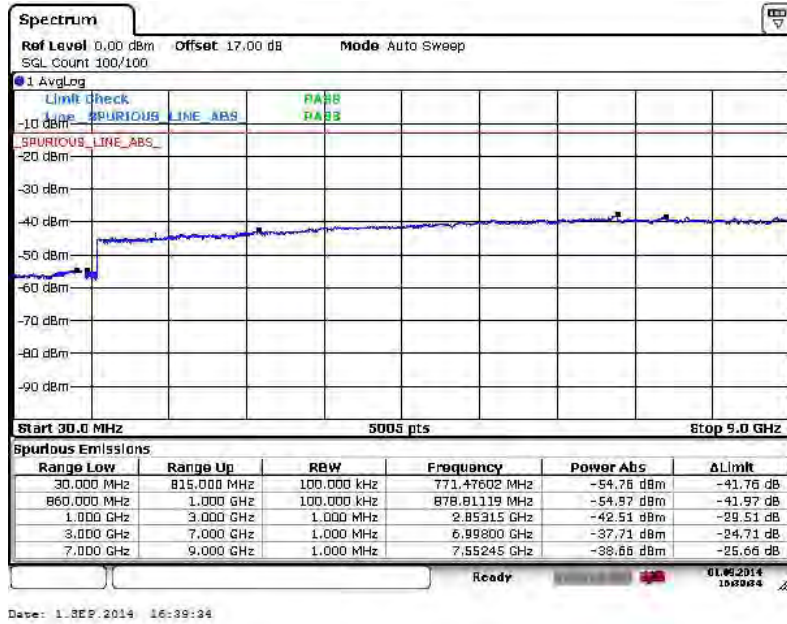
16QAM (RB Size 1, RB Offset 0)



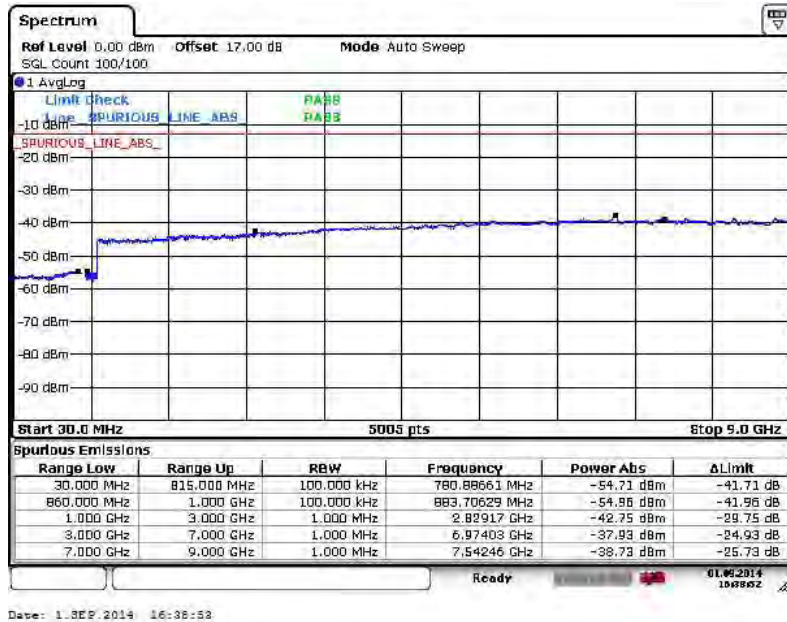


Band :	LTE Band 26	Channel :	CH26990 (High)
Band Width :	10MHz		

QPSK (RB Size 1, RB Offset 0)



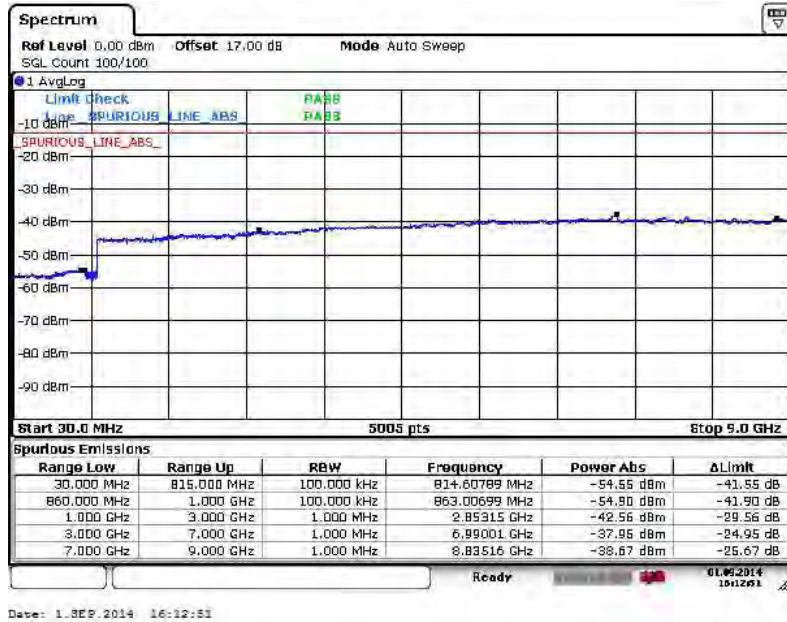
16QAM (RB Size 1, RB Offset 0)



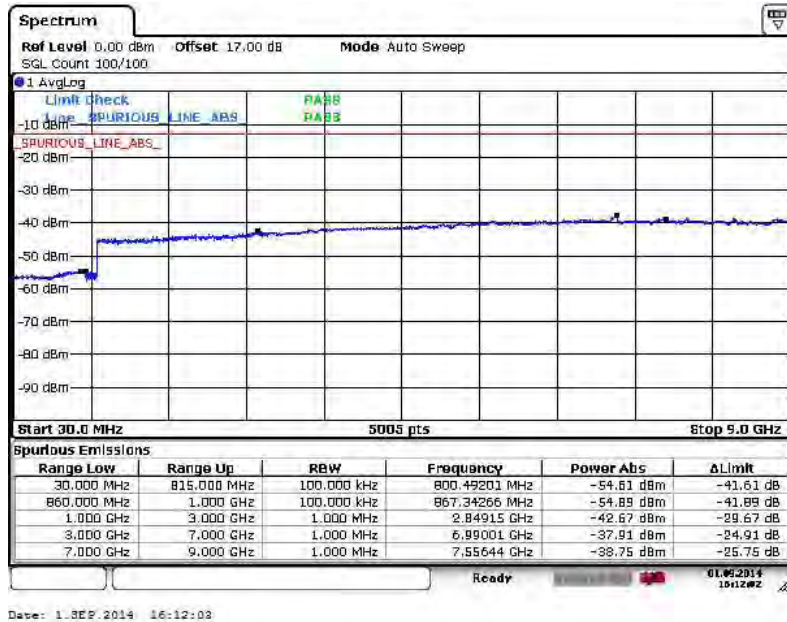


Band :	LTE Band 26	Channel :	CH26865 (Low)
Band Width :	15MHz		

QPSK (RB Size 1, RB Offset 0)



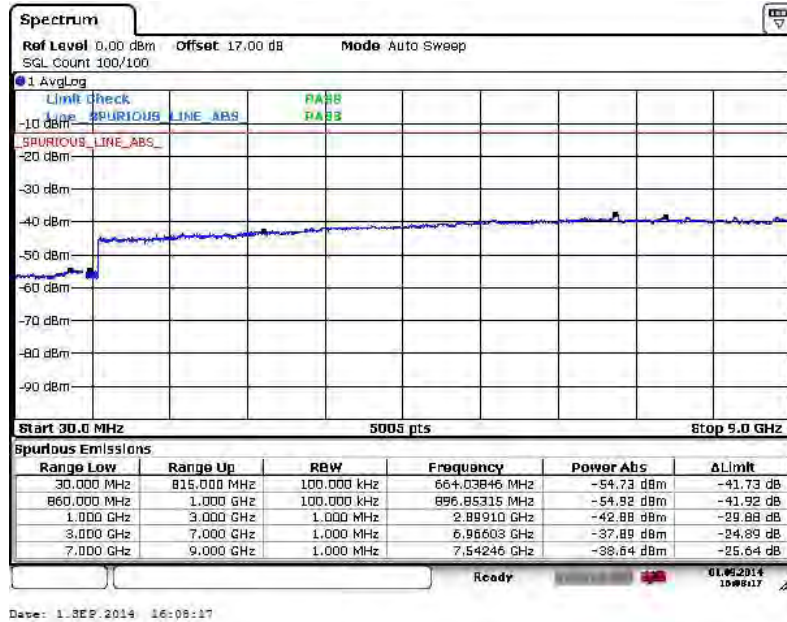
16QAM (RB Size 1, RB Offset 0)



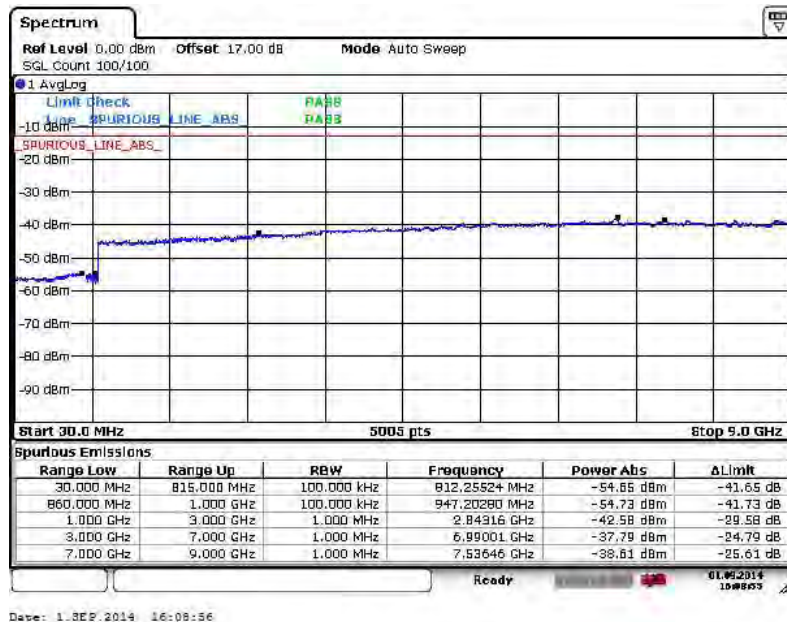


Band :	LTE Band 26	Channel :	CH26915 (Middle)
Band Width :	15MHz		

QPSK (RB Size 1, RB Offset 0)



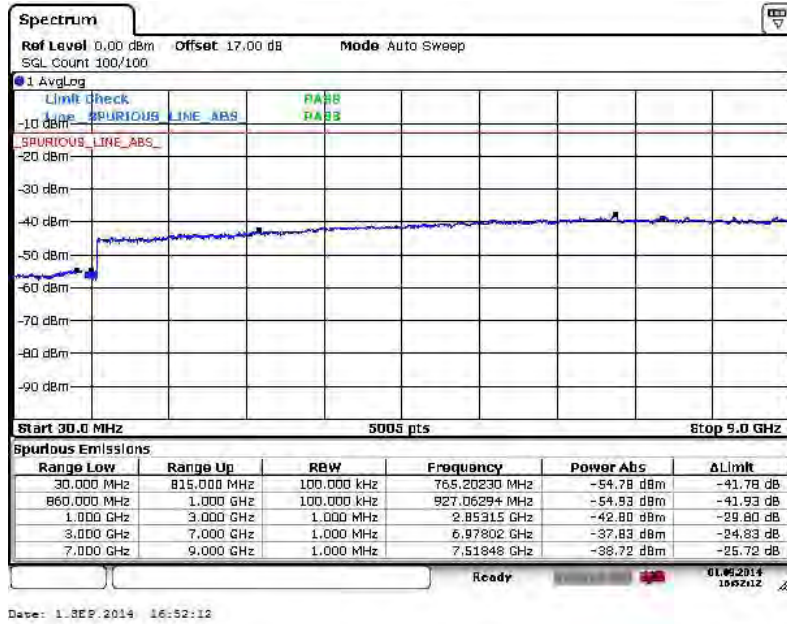
16QAM (RB Size 1, RB Offset 0)



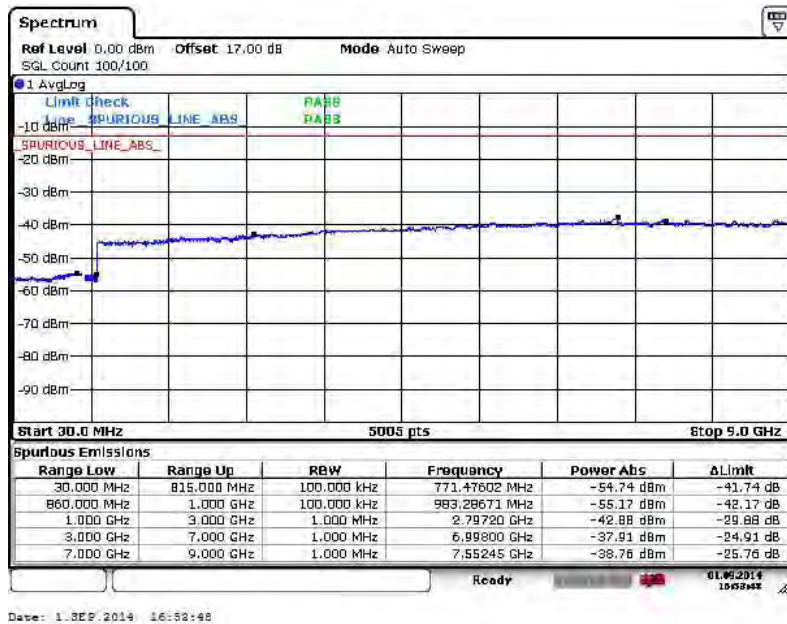


Band :	LTE Band 26	Channel :	CH26965 (High)
Band Width :	15MHz		

QPSK (RB Size 1, RB Offset 0)



16QAM (RB Size 1, RB Offset 0)





3.7 Radiated Spurious Emission Measurement

3.7.1 Description of Radiated Spurious Emission

The radiated spurious emission was measured by substitution method according to ANSI / TIA / EIA-603-C-2004. The power of any emission outside of the authorized operating frequency ranges must be attenuated below the transmitter power (P) by a factor of at least $43 + 10 \log (P)$ dB.

For Band 7

The power of any emission outside of the authorized operating frequency ranges must be attenuated below the transmitter power (P) by a factor of at least $55 + 10 \log (P)$ dB.

For LTE Band 12,17

For operations in the 746-758 MHz, 775-788 MHz, and 805-806 MHz bands, emissions in the band 1559-1610 MHz shall be limited to -70 dBW/MHz equivalent isotropically radiated power (EIRP) for wideband signals, and -80 dBW EIRP for discrete emissions of less than 700 Hz bandwidth.

The spectrum is scanned from 30 MHz up to a frequency including its 10th harmonic.

3.7.2 Measuring Instruments

The measuring equipment is listed in the section 4 of this test report.



3.7.3 Test Procedures

1. The EUT was placed on a rotatable wooden table with 0.8 meter above ground.
2. The EUT was set 3 meters from the receiving antenna, which was mounted on the antenna tower.
3. The table was rotated 360 degrees to determine the position of the highest spurious emission.
4. The height of the receiving antenna is varied between one meter and four meters to search the maximum spurious emission for both horizontal and vertical polarizations.
5. Make the measurement with the spectrum analyzer's RBW = 1MHz, VBW = 3MHz, taking the record of maximum spurious emission.
6. A horn antenna was substituted in place of the EUT and was driven by a signal generator.
7. Tune the output power of signal generator to the same emission level with EUT maximum spurious emission.
8. Taking the record of output power at antenna port.
9. Repeat step 7 to step 8 for another polarization.
10. The RF fundamental frequency should be excluded against the limit line in the operating frequency band.

The limit line is derived from $43 + 10\log(P)$ dB below the transmitter power P(Watts)
= $P(W) - [43 + 10\log(P)]$ (dB)
= $[30 + 10\log(P)]$ (dBm) - $[43 + 10\log(P)]$ (dB)
= -13dBm.

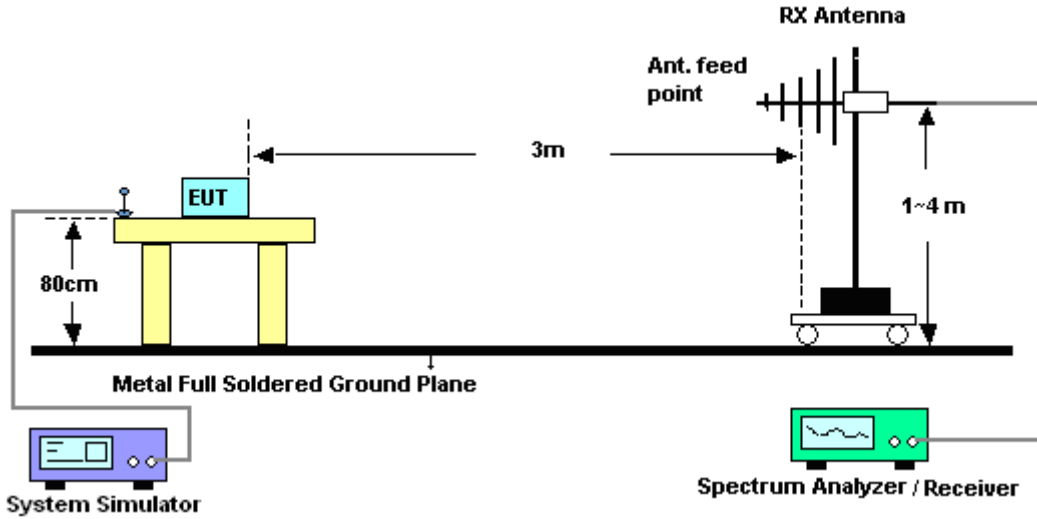
<For Band 7>

The limit line is derived from $55 + 10\log(P)$ dB below the transmitter power P(Watts)
= $P(W) - [55 + 10\log(P)]$ (dB)
= $[30 + 10\log(P)]$ (dBm) - $[55 + 10\log(P)]$ (dB)
= -25dBm.

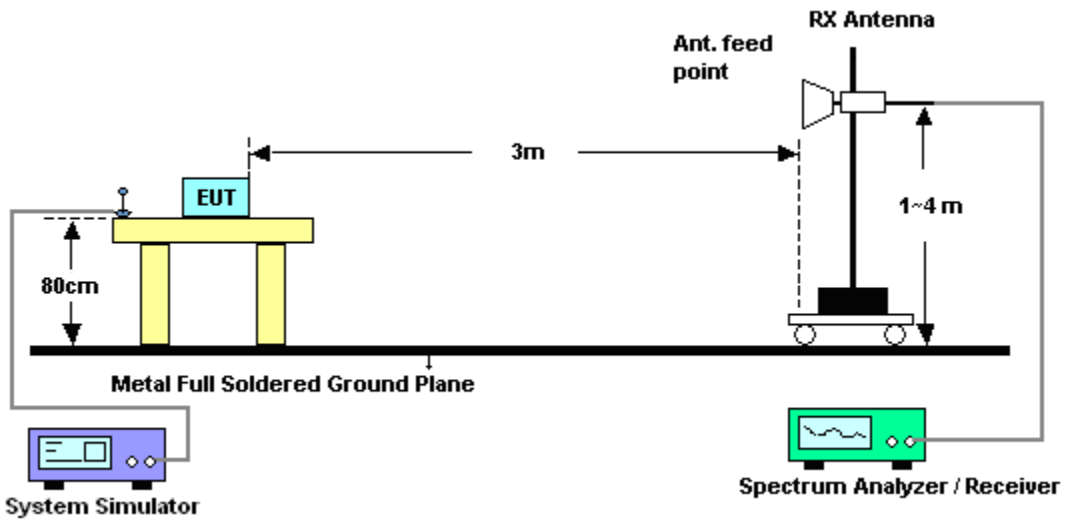
11. EIRP (dBm) = S.G. Power – Tx Cable Loss + Tx Antenna Gain
12. ERP (dBm) = EIRP - 2.15

3.7.4 Test Setup

For radiated emissions from 30MHz to 1GHz



For radiated emissions above 1GHz





3.7.5 Test Result of Field Strength of Spurious Radiated

Band :	LTE Band 2	Temperature :	22~23°C						
Test Mode :	1.4MHz QPSK RB Size 1 Offset 0	Relative Humidity :	42~43%						
Test Engineer :	Star Wei	Polarization :	Horizontal						
Remark :	Spurious emissions within 30-10th harmonic were found more than 20dB below limit line.								
Frequency (MHz)	EIRP (dBm)	Limit (dBm)	Over Limit (dB)	SPA Reading (dBm)	S.G. Power (dBm)	TX Cable loss (dB)	TX Antenna Gain (dBi)	Polarization (H/V)	Result
3759	-61.71	-13	-48.71	-65.06	-68.09	0.78	7.16	H	Pass
5640	-53.79	-13	-40.79	-63.85	-62.33	1.04	9.58	H	Pass
7518	-54.49	-13	-41.49	-66.03	-64.60	1.35	11.46	H	Pass

Band :	LTE Band 2	Temperature :	22~23°C						
Test Mode :	1.4MHz QPSK RB Size 1 Offset 0	Relative Humidity :	42~43%						
Test Engineer :	Star Wei	Polarization :	Vertical						
Remark :	Spurious emissions within 30-10th harmonic were found more than 20dB below limit line.								
Frequency (MHz)	EIRP (dBm)	Limit (dBm)	Over Limit (dB)	SPA Reading (dBm)	S.G. Power (dBm)	TX Cable loss (dB)	TX Antenna Gain (dBi)	Polarization (H/V)	Result
3759	-57.56	-13	-44.56	-65.96	-63.94	0.78	7.16	V	Pass
5640	-47.66	-13	-34.66	-61.51	-56.20	1.04	9.58	V	Pass
7515	-52.38	-13	-39.38	-66.47	-62.49	1.35	11.46	V	Pass



Band :	LTE Band 2	Temperature :	22~23°C						
Test Mode :	3MHz QPSK RB Size 1 Offset 0	Relative Humidity :	42~43%						
Test Engineer :	Star Wei	Polarization :	Horizontal						
Remark :	Spurious emissions within 30-10th harmonic were found more than 20dB below limit line.								
Frequency (MHz)	EIRP (dBm)	Limit (dBm)	Over Limit (dB)	SPA Reading (dBm)	S.G. Power (dBm)	TX Cable loss (dB)	TX Antenna Gain (dBi)	Polarization (H/V)	Result
3756	-62.77	-13	-49.77	-66.12	-69.15	0.78	7.16	H	Pass
5637	-52.62	-13	-39.62	-62.68	-61.16	1.04	9.58	H	Pass
7515	-54.72	-13	-41.72	-66.26	-64.83	1.35	11.46	H	Pass

Band :	LTE Band 2	Temperature :	22~23°C						
Test Mode :	3MHz QPSK RB Size 1 Offset 0	Relative Humidity :	42~43%						
Test Engineer :	Star Wei	Polarization :	Vertical						
Remark :	Spurious emissions within 30-10th harmonic were found more than 20dB below limit line.								
Frequency (MHz)	EIRP (dBm)	Limit (dBm)	Over Limit (dB)	SPA Reading (dBm)	S.G. Power (dBm)	TX Cable loss (dB)	TX Antenna Gain (dBi)	Polarization (H/V)	Result
3756	-57.45	-13	-44.45	-65.85	-63.83	0.78	7.16	V	Pass
5637	-47.83	-13	-34.83	-61.62	-56.37	1.04	9.58	V	Pass
7515	-52.47	-13	-39.47	-66.56	-62.58	1.35	11.46	V	Pass



Band :	LTE Band 2	Temperature :	22~23°C						
Test Mode :	5MHz QPSK RB Size 1 Offset 0	Relative Humidity :	42~43%						
Test Engineer :	Star Wei	Polarization :	Horizontal						
Remark :	Spurious emissions within 30-10th harmonic were found more than 20dB below limit line.								
Frequency (MHz)	EIRP (dBm)	Limit (dBm)	Over Limit (dB)	SPA Reading (dBm)	S.G. Power (dBm)	TX Cable loss (dB)	TX Antenna Gain (dBi)	Polarization (H/V)	Result
3756	-61.01	-13	-48.01	-64.36	-67.39	0.78	7.16	H	Pass
5634	-53.67	-13	-40.67	-63.73	-62.21	1.04	9.58	H	Pass
7509	-55.14	-13	-42.14	-66.68	-65.25	1.35	11.46	H	Pass

Band :	LTE Band 2	Temperature :	22~23°C						
Test Mode :	5MHz QPSK RB Size 1 Offset 0	Relative Humidity :	42~43%						
Test Engineer :	Star Wei	Polarization :	Vertical						
Remark :	Spurious emissions within 30-10th harmonic were found more than 20dB below limit line.								
Frequency (MHz)	EIRP (dBm)	Limit (dBm)	Over Limit (dB)	SPA Reading (dBm)	S.G. Power (dBm)	TX Cable loss (dB)	TX Antenna Gain (dBi)	Polarization (H/V)	Result
3756	-56.71	-13	-43.71	-65.11	-63.09	0.78	7.16	V	Pass
5634	-47.68	-13	-34.68	-61.52	-56.22	1.04	9.58	V	Pass
7509	-52.26	-13	-39.26	-66.35	-62.37	1.35	11.46	V	Pass



Band :	LTE Band 2	Temperature :	22~23°C						
Test Mode :	10MHz QPSK RB Size 1 Offset 0	Relative Humidity :	42~43%						
Test Engineer :	Star Wei	Polarization :	Horizontal						
Remark :	Spurious emissions within 30-10th harmonic were found more than 20dB below limit line.								
Frequency (MHz)	EIRP (dBm)	Limit (dBm)	Over Limit (dB)	SPA Reading (dBm)	S.G. Power (dBm)	TX Cable loss (dB)	TX Antenna Gain (dBi)	Polarization (H/V)	Result
3750	-59.77	-13	-46.77	-63.12	-66.15	0.78	7.16	H	Pass
5628	-48.16	-13	-35.16	-59.73	-56.70	1.04	9.58	H	Pass
7500	-54.33	-13	-41.33	-65.87	-64.44	1.35	11.46	H	Pass

Band :	LTE Band 2	Temperature :	22~23°C						
Test Mode :	10MHz QPSK RB Size 1 Offset 0	Relative Humidity :	42~43%						
Test Engineer :	Star Wei	Polarization :	Vertical						
Remark :	Spurious emissions within 30-10th harmonic were found more than 20dB below limit line.								
Frequency (MHz)	EIRP (dBm)	Limit (dBm)	Over Limit (dB)	SPA Reading (dBm)	S.G. Power (dBm)	TX Cable loss (dB)	TX Antenna Gain (dBi)	Polarization (H/V)	Result
3750	-56.39	-13	-43.39	-64.79	-62.77	0.78	7.16	V	Pass
5628	-47.80	-13	-34.80	-61.6	-56.34	1.04	9.58	V	Pass
7500	-51.86	-13	-38.86	-65.95	-61.97	1.35	11.46	V	Pass



Band :	LTE Band 2	Temperature :	22~23°C						
Test Mode :	15MHz QPSK RB Size 1 Offset 0	Relative Humidity :	42~43%						
Test Engineer :	Star Wei	Polarization :	Horizontal						
Remark :	Spurious emissions within 30-10th harmonic were found more than 20dB below limit line.								
Frequency (MHz)	EIRP (dBm)	Limit (dBm)	Over Limit (dB)	SPA Reading (dBm)	S.G. Power (dBm)	TX Cable loss (dB)	TX Antenna Gain (dBi)	Polarization (H/V)	Result
3744	-62.63	-13	-49.63	-65.98	-69.01	0.78	7.16	H	Pass
5622	-54.27	-13	-41.27	-64.33	-62.81	1.04	9.58	H	Pass
7491	-54.38	-13	-41.38	-65.92	-64.49	1.35	11.46	H	Pass

Band :	LTE Band 2	Temperature :	22~23°C						
Test Mode :	15MHz QPSK RB Size 1 Offset 0	Relative Humidity :	42~43%						
Test Engineer :	Star Wei	Polarization :	Vertical						
Remark :	Spurious emissions within 30-10th harmonic were found more than 20dB below limit line.								
Frequency (MHz)	EIRP (dBm)	Limit (dBm)	Over Limit (dB)	SPA Reading (dBm)	S.G. Power (dBm)	TX Cable loss (dB)	TX Antenna Gain (dBi)	Polarization (H/V)	Result
3744	-56.52	-13	-43.52	-64.92	-62.90	0.78	7.16	V	Pass
5622	-50.51	-13	-37.51	-63.16	-59.05	1.04	9.58	V	Pass
7491	-51.66	-13	-38.66	-65.75	-61.77	1.35	11.46	V	Pass



Band :	LTE Band 2	Temperature :	22~23°C						
Test Mode :	20MHz QPSK RB Size 1 Offset 0	Relative Humidity :	42~43%						
Test Engineer :	Star Wei	Polarization :	Horizontal						
Remark :	Spurious emissions within 30-10th harmonic were found more than 20dB below limit line.								
Frequency (MHz)	EIRP (dBm)	Limit (dBm)	Over Limit (dB)	SPA Reading (dBm)	S.G. Power (dBm)	TX Cable loss (dB)	TX Antenna Gain (dBi)	Polarization (H/V)	Result
3741	-59.34	-13	-46.34	-62.69	-65.72	0.78	7.16	H	Pass
5616	-53.71	-13	-40.71	-63.77	-62.25	1.04	9.58	H	Pass
7479	-53.62	-13	-40.62	-65.16	-63.73	1.35	11.46	H	Pass

Band :	LTE Band 2	Temperature :	22~23°C						
Test Mode :	20MHz QPSK RB Size 1 Offset 0	Relative Humidity :	42~43%						
Test Engineer :	Star Wei	Polarization :	Vertical						
Remark :	Spurious emissions within 30-10th harmonic were found more than 20dB below limit line.								
Frequency (MHz)	EIRP (dBm)	Limit (dBm)	Over Limit (dB)	SPA Reading (dBm)	S.G. Power (dBm)	TX Cable loss (dB)	TX Antenna Gain (dBi)	Polarization (H/V)	Result
3741	-52.83	-13	-39.83	-61.23	-59.21	0.78	7.16	V	Pass
5616	-49.36	-13	-36.36	-62.28	-57.90	1.04	9.58	V	Pass
7479	-51.64	-13	-38.64	-65.73	-61.75	1.35	11.46	V	Pass



Band :	LTE Band 4		Temperature :	22~23°C					
Test Mode :	1.4MHz QPSK RB Size 1 Offset 0		Relative Humidity :	42~43%					
Test Engineer :	Star Wei		Polarization :	Horizontal					
Remark :	Spurious emissions within 30-10th harmonic were found more than 20dB below limit line.								
Frequency (MHz)	EIRP (dBm)	Limit (dBm)	Over Limit (dB)	SPA Reading (dBm)	S.G. Power (dBm)	TX Cable loss (dB)	TX Antenna Gain (dBi)	Polarization (H/V)	Result
3462	-62.29	-13	-49.29	-64.52	-67.69	2.2	7.60	H	Pass
5196	-37.75	-13	-24.75	-54.10	-44.53	3.12	9.90	H	Pass
6924	-58.43	-13	-45.43	-66.72	-66.32	2.98	10.87	H	Pass

Band :	LTE Band 4		Temperature :	22~23°C					
Test Mode :	1.4MHz QPSK RB Size 1 Offset 0		Relative Humidity :	42~43%					
Test Engineer :	Star Wei		Polarization :	Vertical					
Remark :	Spurious emissions within 30-10th harmonic were found more than 20dB below limit line.								
Frequency (MHz)	EIRP (dBm)	Limit (dBm)	Over Limit (dB)	SPA Reading (dBm)	S.G. Power (dBm)	TX Cable loss (dB)	TX Antenna Gain (dBi)	Polarization (H/V)	Result
3462	-63.20	-13	-50.20	-64.22	-68.60	2.2	7.6	V	Pass
5196	-48.13	-13	-35.13	-59.74	-54.91	3.12	9.9	V	Pass
6924	-56.36	-13	-43.36	-66.88	-64.25	2.98	10.87	V	Pass



Band :	LTE Band 4		Temperature :	22~23°C					
Test Mode :	3MHz QPSK RB Size 1 Offset 0		Relative Humidity :	42~43%					
Test Engineer :	Star Wei		Polarization :	Horizontal					
Remark :	Spurious emissions within 30-10th harmonic were found more than 20dB below limit line.								
Frequency (MHz)	EIRP (dBm)	Limit (dBm)	Over Limit (dB)	SPA Reading (dBm)	S.G. Power (dBm)	TX Cable loss (dB)	TX Antenna Gain (dBi)	Polarization (H/V)	Result
3462	-61.32	-13	-48.32	-63.55	-66.72	2.2	7.60	H	Pass
5196	-37.82	-13	-24.82	-54.17	-44.60	3.12	9.90	H	Pass
6924	-58.86	-13	-45.86	-67.15	-66.75	2.98	10.87	H	Pass

Band :	LTE Band 4		Temperature :	22~23°C					
Test Mode :	3MHz QPSK RB Size 1 Offset 0		Relative Humidity :	42~43%					
Test Engineer :	Star Wei		Polarization :	Vertical					
Remark :	Spurious emissions within 30-10th harmonic were found more than 20dB below limit line.								
Frequency (MHz)	EIRP (dBm)	Limit (dBm)	Over Limit (dB)	SPA Reading (dBm)	S.G. Power (dBm)	TX Cable loss (dB)	TX Antenna Gain (dBi)	Polarization (H/V)	Result
3462	-63.38	-13	-50.38	-64.4	-68.78	2.2	7.6	V	Pass
5196	-51.51	-13	-38.51	-61.4	-58.29	3.12	9.9	V	Pass
6924	-55.46	-13	-42.46	-65.98	-63.35	2.98	10.87	V	Pass



Band :	LTE Band 4		Temperature :	22~23°C					
Test Mode :	5MHz QPSK RB Size 1 Offset 0		Relative Humidity :	42~43%					
Test Engineer :	Star Wei		Polarization :	Horizontal					
Remark :	Spurious emissions within 30-10th harmonic were found more than 20dB below limit line.								
Frequency (MHz)	EIRP (dBm)	Limit (dBm)	Over Limit (dB)	SPA Reading (dBm)	S.G. Power (dBm)	TX Cable loss (dB)	TX Antenna Gain (dBi)	Polarization (H/V)	Result
3459	-62.08	-13	-49.08	-64.31	-67.48	2.2	7.60	H	Pass
5193	-36.04	-13	-23.04	-52.48	-42.82	3.12	9.90	H	Pass
6921	-58.70	-13	-45.70	-66.99	-66.59	2.98	10.87	H	Pass

Band :	LTE Band 4		Temperature :	22~23°C					
Test Mode :	5MHz QPSK RB Size 1 Offset 0		Relative Humidity :	42~43%					
Test Engineer :	Star Wei		Polarization :	Vertical					
Remark :	Spurious emissions within 30-10th harmonic were found more than 20dB below limit line.								
Frequency (MHz)	EIRP (dBm)	Limit (dBm)	Over Limit (dB)	SPA Reading (dBm)	S.G. Power (dBm)	TX Cable loss (dB)	TX Antenna Gain (dBi)	Polarization (H/V)	Result
3459	-63.61	-13	-50.61	-64.63	-69.01	2.2	7.6	V	Pass
5193	-57.21	-13	-44.21	-65.18	-63.99	3.12	9.9	V	Pass
6921	-56.49	-13	-43.49	-67.01	-64.38	2.98	10.87	V	Pass



Band :	LTE Band 4		Temperature :	22~23°C					
Test Mode :	10MHz QPSK RB Size 1 Offset 0		Relative Humidity :	42~43%					
Test Engineer :	Star Wei		Polarization :	Horizontal					
Remark :	Spurious emissions within 30-10th harmonic were found more than 20dB below limit line.								
Frequency (MHz)	EIRP (dBm)	Limit (dBm)	Over Limit (dB)	SPA Reading (dBm)	S.G. Power (dBm)	TX Cable loss (dB)	TX Antenna Gain (dBi)	Polarization (H/V)	Result
3456	-61.38	-13	-48.38	-63.61	-66.78	2.2	7.60	H	Pass
5184	-36.09	-13	-23.09	-52.53	-42.87	3.12	9.90	H	Pass
6912	-57.86	-13	-44.86	-66.15	-65.75	2.98	10.87	H	Pass

Band :	LTE Band 4		Temperature :	22~23°C					
Test Mode :	10MHz QPSK RB Size 1 Offset 0		Relative Humidity :	42~43%					
Test Engineer :	Star Wei		Polarization :	Vertical					
Remark :	Spurious emissions within 30-10th harmonic were found more than 20dB below limit line.								
Frequency (MHz)	EIRP (dBm)	Limit (dBm)	Over Limit (dB)	SPA Reading (dBm)	S.G. Power (dBm)	TX Cable loss (dB)	TX Antenna Gain (dBi)	Polarization (H/V)	Result
3456	-62.91	-13	-49.91	-63.93	-68.31	2.2	7.6	V	Pass
5184	-46.86	-13	-33.86	-58.7	-53.64	3.12	9.9	V	Pass
6912	-55.56	-13	-42.56	-66.08	-63.45	2.98	10.87	V	Pass



Band :	LTE Band 4		Temperature :	22~23°C					
Test Mode :	15MHz QPSK RB Size 1 Offset 0		Relative Humidity :	42~43%					
Test Engineer :	Star Wei		Polarization :	Horizontal					
Remark :	Spurious emissions within 30-10th harmonic were found more than 20dB below limit line.								
Frequency (MHz)	EIRP (dBm)	Limit (dBm)	Over Limit (dB)	SPA Reading (dBm)	S.G. Power (dBm)	TX Cable loss (dB)	TX Antenna Gain (dBi)	Polarization (H/V)	Result
3450	-60.78	-13	-47.78	-63.01	-66.18	2.2	7.60	H	Pass
5178	-42.32	-13	-29.32	-57.61	-49.10	3.12	9.90	H	Pass
6900	-58.21	-13	-45.21	-66.50	-66.10	2.98	10.87	H	Pass

Band :	LTE Band 4		Temperature :	22~23°C					
Test Mode :	15MHz QPSK RB Size 1 Offset 0		Relative Humidity :	42~43%					
Test Engineer :	Star Wei		Polarization :	Vertical					
Remark :	Spurious emissions within 30-10th harmonic were found more than 20dB below limit line.								
Frequency (MHz)	EIRP (dBm)	Limit (dBm)	Over Limit (dB)	SPA Reading (dBm)	S.G. Power (dBm)	TX Cable loss (dB)	TX Antenna Gain (dBi)	Polarization (H/V)	Result
3450	-62.64	-13	-49.64	-63.66	-68.04	2.2	7.6	V	Pass
5178	-55.39	-13	-42.39	-63.36	-62.17	3.12	9.9	V	Pass
6900	-56.84	-13	-43.84	-67.36	-64.73	2.98	10.87	V	Pass



Band :	LTE Band 4		Temperature :	22~23°C					
Test Mode :	20MHz QPSK RB Size 1 Offset 0		Relative Humidity :	42~43%					
Test Engineer :	Star Wei		Polarization :	Horizontal					
Remark :	Spurious emissions within 30-10th harmonic were found more than 20dB below limit line.								
Frequency (MHz)	EIRP (dBm)	Limit (dBm)	Over Limit (dB)	SPA Reading (dBm)	S.G. Power (dBm)	TX Cable loss (dB)	TX Antenna Gain (dBi)	Polarization (H/V)	Result
3447	-61.46	-13	-48.46	-63.69	-66.86	2.2	7.60	H	Pass
5172	-42.83	-13	-29.83	-58.11	-49.61	3.12	9.90	H	Pass
6897	-59.22	-13	-46.22	-67.51	-67.11	2.98	10.87	H	Pass

Band :	LTE Band 4		Temperature :	22~23°C					
Test Mode :	20MHz QPSK RB Size 1 Offset 0		Relative Humidity :	42~43%					
Test Engineer :	Star Wei		Polarization :	Vertical					
Remark :	Spurious emissions within 30-10th harmonic were found more than 20dB below limit line.								
Frequency (MHz)	EIRP (dBm)	Limit (dBm)	Over Limit (dB)	SPA Reading (dBm)	S.G. Power (dBm)	TX Cable loss (dB)	TX Antenna Gain (dBi)	Polarization (H/V)	Result
3447	-61.47	-13	-48.47	-62.49	-66.87	2.2	7.6	V	Pass
5172	-55.84	-13	-42.84	-63.81	-62.62	3.12	9.9	V	Pass
6897	-56.61	-13	-43.61	-67.13	-64.50	2.98	10.87	V	Pass



Band :	LTE Band 5	Temperature :	22~23°C						
Test Mode :	1.4MHz QPSK RB Size 1 Offset 0	Relative Humidity :	42~43%						
Test Engineer :	Star Wei	Polarization :	Horizontal						
Remark :	Spurious emissions within 30-10th harmonic were found more than 20dB below limit line.								
Frequency (MHz)	ERP (dBm)	Limit (dBm)	Over Limit (dB)	SPA Reading (dBm)	S.G. Power (dBm)	TX Cable loss (dB)	TX Antenna Gain (dBi)	Polarization (H/V)	Result
1672	-55.96	-13	-42.96	-52.72	-56.61	0.57	3.37	H	Pass
2510	-65.42	-13	-52.42	-64.09	-67.65	0.78	5.16	H	Pass
3344	-65.80	-13	-52.80	-65.43	-69.44	0.87	6.66	H	Pass

Band :	LTE Band 5	Temperature :	22~23°C						
Test Mode :	1.4MHz QPSK RB Size 1 Offset 0	Relative Humidity :	42~43%						
Test Engineer :	Star Wei	Polarization :	Vertical						
Remark :	Spurious emissions within 30-10th harmonic were found more than 20dB below limit line.								
Frequency (MHz)	ERP (dBm)	Limit (dBm)	Over Limit (dB)	SPA Reading (dBm)	S.G. Power (dBm)	TX Cable loss (dB)	TX Antenna Gain (dBi)	Polarization (H/V)	Result
1672	-48.42	-13	-35.42	-51.54	-49.07	0.57	3.37	V	Pass
2510	-55.74	-13	-42.74	-60.23	-57.97	0.78	5.16	V	Pass
3344	-64.73	-13	-51.73	-65.79	-68.37	0.87	6.66	V	Pass



Band :	LTE Band 5	Temperature :	22~23°C						
Test Mode :	3MHz QPSK RB Size 1 Offset 0	Relative Humidity :	42~43%						
Test Engineer :	Star Wei	Polarization :	Horizontal						
Remark :	Spurious emissions within 30-10th harmonic were found more than 20dB below limit line.								
Frequency (MHz)	ERP (dBm)	Limit (dBm)	Over Limit (dB)	SPA Reading (dBm)	S.G. Power (dBm)	TX Cable loss (dB)	TX Antenna Gain (dBi)	Polarization (H/V)	Result
1670	-54.87	-13	-41.87	-52.04	-55.52	0.57	3.37	H	Pass
2506	-65.44	-13	-52.44	-64.11	-67.67	0.78	5.16	H	Pass
3340	-63.95	-13	-50.95	-63.58	-67.59	0.87	6.66	H	Pass

Band :	LTE Band 5	Temperature :	22~23°C						
Test Mode :	3MHz QPSK RB Size 1 Offset 0	Relative Humidity :	42~43%						
Test Engineer :	Star Wei	Polarization :	Vertical						
Remark :	Spurious emissions within 30-10th harmonic were found more than 20dB below limit line.								
Frequency (MHz)	ERP (dBm)	Limit (dBm)	Over Limit (dB)	SPA Reading (dBm)	S.G. Power (dBm)	TX Cable loss (dB)	TX Antenna Gain (dBi)	Polarization (H/V)	Result
1670	-48.14	-13	-35.14	-51.32	-48.79	0.57	3.37	V	Pass
2506	-53.18	-13	-40.18	-59.04	-55.41	0.78	5.16	V	Pass
3340	-65.04	-13	-52.04	-66.10	-68.68	0.87	6.66	V	Pass



Band :	LTE Band 5	Temperature :	22~23°C						
Test Mode :	5MHz QPSK RB Size 1 Offset 0	Relative Humidity :	42~43%						
Test Engineer :	Star Wei	Polarization :	Horizontal						
Remark :	Spurious emissions within 30-10th harmonic were found more than 20dB below limit line.								
Frequency (MHz)	ERP (dBm)	Limit (dBm)	Over Limit (dB)	SPA Reading (dBm)	S.G. Power (dBm)	TX Cable loss (dB)	TX Antenna Gain (dBi)	Polarization (H/V)	Result
1670	-54.56	-13	-41.56	-51.85	-55.21	0.57	3.37	H	Pass
2504	-64.39	-13	-51.39	-63.06	-66.62	0.78	5.16	H	Pass
3336	-64.73	-13	-51.73	-64.36	-68.37	0.87	6.66	H	Pass

Band :	LTE Band 5	Temperature :	22~23°C						
Test Mode :	5MHz QPSK RB Size 1 Offset 0	Relative Humidity :	42~43%						
Test Engineer :	Star Wei	Polarization :	Vertical						
Remark :	Spurious emissions within 30-10th harmonic were found more than 20dB below limit line.								
Frequency (MHz)	ERP (dBm)	Limit (dBm)	Over Limit (dB)	SPA Reading (dBm)	S.G. Power (dBm)	TX Cable loss (dB)	TX Antenna Gain (dBi)	Polarization (H/V)	Result
1670	-48.65	-13	-35.65	-51.73	-49.30	0.57	3.37	V	Pass
2504	-55.90	-13	-42.90	-60.34	-58.13	0.78	5.16	V	Pass
3336	-65.62	-13	-52.62	-66.68	-69.26	0.87	6.66	V	Pass



Band :	LTE Band 5	Temperature :	22~23°C						
Test Mode :	10MHz QPSK RB Size 1 Offset 0	Relative Humidity :	42~43%						
Test Engineer :	Star Wei	Polarization :	Horizontal						
Remark :	Spurious emissions within 30-10th harmonic were found more than 20dB below limit line.								
Frequency (MHz)	ERP (dBm)	Limit (dBm)	Over Limit (dB)	SPA Reading (dBm)	S.G. Power (dBm)	TX Cable loss (dB)	TX Antenna Gain (dBi)	Polarization (H/V)	Result
1664	-52.79	-13	-39.79	-50.45	-53.44	0.57	3.37	H	Pass
2498	-64.90	-13	-51.90	-63.57	-67.13	0.78	5.16	H	Pass
3326	-65.54	-13	-52.54	-65.17	-69.18	0.87	6.66	H	Pass

Band :	LTE Band 5	Temperature :	22~23°C						
Test Mode :	10MHz QPSK RB Size 1 Offset 0	Relative Humidity :	42~43%						
Test Engineer :	Star Wei	Polarization :	Vertical						
Remark :	Spurious emissions within 30-10th harmonic were found more than 20dB below limit line.								
Frequency (MHz)	ERP (dBm)	Limit (dBm)	Over Limit (dB)	SPA Reading (dBm)	S.G. Power (dBm)	TX Cable loss (dB)	TX Antenna Gain (dBi)	Polarization (H/V)	Result
1664	-47.63	-13	-34.63	-50.93	-48.28	0.57	3.37	V	Pass
2498	-52.68	-13	-39.68	-58.70	-54.91	0.78	5.16	V	Pass
3326	-64.15	-13	-51.15	-65.21	-67.79	0.87	6.66	V	Pass



Band :	LTE Band 7	Temperature :	22~23°C						
Test Mode :	5MHz QPSK RB Size 1 Offset 0	Relative Humidity :	42~43%						
Test Engineer :	Star Wei	Polarization :	Horizontal						
Remark :	Spurious emissions within 30-10th harmonic were found more than 20dB below limit line.								
Frequency (MHz)	ERP (dBm)	Limit (dBm)	Over Limit (dB)	SPA Reading (dBm)	S.G. Power (dBm)	TX Cable loss (dB)	TX Antenna Gain (dBi)	Polarization (H/V)	Result
5066	-66.09	-25	-41.09	-67.73	-71.49	2.2	7.60	H	Pass
7598	-55.12	-25	-30.12	-66.66	-61.90	3.12	9.90	H	Pass
10128	-52.30	-25	-27.30	-67.14	-60.19	2.98	10.87	H	Pass

Band :	LTE Band 7	Temperature :	22~23°C						
Test Mode :	5MHz QPSK RB Size 1 Offset 0	Relative Humidity :	42~43%						
Test Engineer :	Star Wei	Polarization :	Vertical						
Remark :	Spurious emissions within 30-10th harmonic were found more than 20dB below limit line.								
Frequency (MHz)	ERP (dBm)	Limit (dBm)	Over Limit (dB)	SPA Reading (dBm)	S.G. Power (dBm)	TX Cable loss (dB)	TX Antenna Gain (dBi)	Polarization (H/V)	Result
5066	-60.35	-25	-35.35	-66.9	-65.75	2.2	7.6	V	Pass
7598	-53.39	-25	-28.39	-67.48	-60.17	3.12	9.9	V	Pass
10128	-54.32	-25	-29.32	-66.97	-62.21	2.98	10.87	V	Pass



Band :	LTE Band 7	Temperature :	22~23°C						
Test Mode :	10MHz QPSK RB Size 1 Offset 0	Relative Humidity :	42~43%						
Test Engineer :	Star Wei	Polarization :	Horizontal						
Remark :	Spurious emissions within 30-10th harmonic were found more than 20dB below limit line.								
Frequency (MHz)	ERP (dBm)	Limit (dBm)	Over Limit (dB)	SPA Reading (dBm)	S.G. Power (dBm)	TX Cable loss (dB)	TX Antenna Gain (dBi)	Polarization (H/V)	Result
5060	-64.94	-25	-39.94	-66.58	-70.34	2.2	7.60	H	Pass
7592	-54.01	-25	-29.01	-65.55	-60.79	3.12	9.90	H	Pass
10120	-52.00	-25	-27.00	-66.84	-59.89	2.98	10.87	H	Pass

Band :	LTE Band 7	Temperature :	22~23°C						
Test Mode :	10MHz QPSK RB Size 1 Offset 0	Relative Humidity :	42~43%						
Test Engineer :	Star Wei	Polarization :	Vertical						
Remark :	Spurious emissions within 30-10th harmonic were found more than 20dB below limit line.								
Frequency (MHz)	ERP (dBm)	Limit (dBm)	Over Limit (dB)	SPA Reading (dBm)	S.G. Power (dBm)	TX Cable loss (dB)	TX Antenna Gain (dBi)	Polarization (H/V)	Result
5060	-62.44	-25	-37.44	-68.99	-67.84	2.2	7.6	V	Pass
7592	-51.90	-25	-26.90	-65.99	-58.68	3.12	9.9	V	Pass
10120	-52.67	-25	-27.67	-65.32	-60.56	2.98	10.87	V	Pass



Band :	LTE Band 7	Temperature :	22~23°C						
Test Mode :	15MHz QPSK RB Size 1 Offset 0	Relative Humidity :	42~43%						
Test Engineer :	Star Wei	Polarization :	Horizontal						
Remark :	Spurious emissions within 30-10th harmonic were found more than 20dB below limit line.								
Frequency (MHz)	ERP (dBm)	Limit (dBm)	Over Limit (dB)	SPA Reading (dBm)	S.G. Power (dBm)	TX Cable loss (dB)	TX Antenna Gain (dBi)	Polarization (H/V)	Result
5054	-63.11	-25	-38.11	-64.75	-68.51	2.2	7.60	H	Pass
7586	-52.53	-25	-27.53	-64.07	-59.31	3.12	9.90	H	Pass
10112	-50.87	-25	-25.87	-65.71	-58.76	2.98	10.87	H	Pass

Band :	LTE Band 7	Temperature :	22~23°C						
Test Mode :	15MHz QPSK RB Size 1 Offset 0	Relative Humidity :	42~43%						
Test Engineer :	Star Wei	Polarization :	Vertical						
Remark :	Spurious emissions within 30-10th harmonic were found more than 20dB below limit line.								
Frequency (MHz)	ERP (dBm)	Limit (dBm)	Over Limit (dB)	SPA Reading (dBm)	S.G. Power (dBm)	TX Cable loss (dB)	TX Antenna Gain (dBi)	Polarization (H/V)	Result
5054	-60.11	-25	-35.11	-66.66	-65.51	2.2	7.6	V	Pass
7583	-53.28	-25	-28.28	-67.37	-60.06	3.12	9.9	V	Pass
10112	-54.41	-25	-29.41	-67.06	-62.30	2.98	10.87	V	Pass



Band :	LTE Band 7	Temperature :	22~23°C						
Test Mode :	20MHz QPSK RB Size 1 Offset 0	Relative Humidity :	42~43%						
Test Engineer :	Star Wei	Polarization :	Horizontal						
Remark :	Spurious emissions within 30-10th harmonic were found more than 20dB below limit line.								
Frequency (MHz)	ERP (dBm)	Limit (dBm)	Over Limit (dB)	SPA Reading (dBm)	S.G. Power (dBm)	TX Cable loss (dB)	TX Antenna Gain (dBi)	Polarization (H/V)	Result
5051	-63.85	-25	-38.85	-65.49	-69.25	2.2	7.60	H	Pass
7574	-56.09	-25	-31.09	-67.63	-62.87	3.12	9.90	H	Pass
10100	-52.96	-25	-27.96	-67.80	-60.85	2.98	10.87	H	Pass

Band :	LTE Band 7	Temperature :	22~23°C						
Test Mode :	20MHz QPSK RB Size 1 Offset 0	Relative Humidity :	42~43%						
Test Engineer :	Star Wei	Polarization :	Vertical						
Remark :	Spurious emissions within 30-10th harmonic were found more than 20dB below limit line.								
Frequency (MHz)	ERP (dBm)	Limit (dBm)	Over Limit (dB)	SPA Reading (dBm)	S.G. Power (dBm)	TX Cable loss (dB)	TX Antenna Gain (dBi)	Polarization (H/V)	Result
5051	-58.52	-25	-33.52	-65.07	-63.92	2.2	7.6	V	Pass
7574	-52.67	-25	-27.67	-66.76	-59.45	3.12	9.9	V	Pass
10100	-54.67	-25	-29.67	-67.32	-62.56	2.98	10.87	V	Pass



Band :	LTE Band 12	Temperature :	22~23°C						
Test Mode :	1.4MHz QPSK RB Size 1 Offset 0	Relative Humidity :	42~43%						
Test Engineer :	Star Wei	Polarization :	Horizontal						
Remark :	Spurious emissions within 30-10th harmonic were found more than 20dB below limit line.								
Frequency (MHz)	ERP (dBm)	Limit (dBm)	Over Limit (dB)	SPA Reading (dBm)	S.G. Power (dBm)	TX Cable loss (dB)	TX Antenna Gain (dBi)	Polarization (H/V)	Result
1412	-71.77	-13	-58.77	-62.89	-78.15	0.78	7.16	H	Pass
2120	-67.83	-13	-54.83	-66.50	-76.37	1.04	9.58	H	Pass
2830	-60.29	-13	-47.29	-59.92	-70.40	1.35	11.46	H	Pass
3534	-50.67	-13	-37.67	-53.53	-61.73	1.75	12.81	H	Pass

Band :	LTE Band 12	Temperature :	22~23°C						
Test Mode :	1.4MHz QPSK RB Size 1 Offset 0	Relative Humidity :	42~43%						
Test Engineer :	Star Wei	Polarization :	Vertical						
Remark :	Spurious emissions within 30-10th harmonic were found more than 20dB below limit line.								
Frequency (MHz)	ERP (dBm)	Limit (dBm)	Over Limit (dB)	SPA Reading (dBm)	S.G. Power (dBm)	TX Cable loss (dB)	TX Antenna Gain (dBi)	Polarization (H/V)	Result
1412	-66.50	-13	-53.50	-62.7	-72.88	0.78	7.16	V	Pass
2120	-63.26	-13	-50.26	-65.69	-71.80	1.04	9.58	V	Pass
2827	-65.47	-13	-52.47	-66.53	-75.58	1.35	11.46	V	Pass
3534	-51.16	-13	-38.16	-56.97	-62.22	1.75	12.81	V	Pass



Band :	LTE Band 12	Temperature :	22~23°C						
Test Mode :	3MHz QPSK RB Size 1 Offset 0	Relative Humidity :	42~43%						
Test Engineer :	Star Wei	Polarization :	Horizontal						
Remark :	Spurious emissions within 30-10th harmonic were found more than 20dB below limit line.								
Frequency (MHz)	ERP (dBm)	Limit (dBm)	Over Limit (dB)	SPA Reading (dBm)	S.G. Power (dBm)	TX Cable loss (dB)	TX Antenna Gain (dBi)	Polarization (H/V)	Result
1412	-73.01	-13	-60.01	-64.13	-79.39	0.78	7.16	H	Pass
2118	-67.42	-13	-54.42	-66.09	-75.96	1.04	9.58	H	Pass
2826	-63.48	-13	-50.48	-63.11	-73.59	1.35	11.46	H	Pass
3532	-50.60	-13	-37.60	-53.47	-61.66	1.75	12.81	H	Pass

Band :	LTE Band 12	Temperature :	22~23°C						
Test Mode :	3MHz QPSK RB Size 1 Offset 0	Relative Humidity :	42~43%						
Test Engineer :	Star Wei	Polarization :	Vertical						
Remark :	Spurious emissions within 30-10th harmonic were found more than 20dB below limit line.								
Frequency (MHz)	ERP (dBm)	Limit (dBm)	Over Limit (dB)	SPA Reading (dBm)	S.G. Power (dBm)	TX Cable loss (dB)	TX Antenna Gain (dBi)	Polarization (H/V)	Result
1412	-67.92	-13	-54.92	-64.12	-74.30	0.78	7.16	V	Pass
2118	-63.16	-13	-50.16	-65.59	-71.70	1.04	9.58	V	Pass
2826	-60.92	-13	-47.92	-62.04	-71.03	1.35	11.46	V	Pass
3530	-51.49	-13	-38.49	-57.24	-62.55	1.75	12.81	V	Pass



Band :	LTE Band 12	Temperature :	22~23°C						
Test Mode :	5MHz QPSK RB Size 1 Offset 0	Relative Humidity :	42~43%						
Test Engineer :	Star Wei	Polarization :	Horizontal						
Remark :	Spurious emissions within 30-10th harmonic were found more than 20dB below limit line.								
Frequency (MHz)	ERP (dBm)	Limit (dBm)	Over Limit (dB)	SPA Reading (dBm)	S.G. Power (dBm)	TX Cable loss (dB)	TX Antenna Gain (dBi)	Polarization (H/V)	Result
1410	-71.71	-13	-58.71	-62.83	-78.09	0.78	7.16	H	Pass
2115	-67.01	-13	-54.01	-65.68	-75.55	1.04	9.58	H	Pass
2822	-61.14	-13	-48.14	-60.77	-71.25	1.35	11.46	H	Pass
3526	-54.38	-13	-41.38	-56.10	-65.44	1.75	12.81	H	Pass

Band :	LTE Band 12	Temperature :	22~23°C						
Test Mode :	5MHz QPSK RB Size 1 Offset 0	Relative Humidity :	42~43%						
Test Engineer :	Star Wei	Polarization :	Vertical						
Remark :	Spurious emissions within 30-10th harmonic were found more than 20dB below limit line.								
Frequency (MHz)	ERP (dBm)	Limit (dBm)	Over Limit (dB)	SPA Reading (dBm)	S.G. Power (dBm)	TX Cable loss (dB)	TX Antenna Gain (dBi)	Polarization (H/V)	Result
1410	-67.53	-13	-54.53	-63.73	-73.91	0.78	7.16	V	Pass
2115	-62.86	-13	-49.86	-65.29	-71.40	1.04	9.58	V	Pass
2822	-63.63	-13	-50.63	-64.69	-73.74	1.35	11.46	V	Pass
3526	-55.72	-13	-42.72	-59.84	-66.78	1.75	12.81	V	Pass



Band :	LTE Band 12	Temperature :	22~23°C						
Test Mode :	10MHz QPSK RB Size 1 Offset 0	Relative Humidity :	42~43%						
Test Engineer :	Star Wei	Polarization :	Horizontal						
Remark :	Spurious emissions within 30-10th harmonic were found more than 20dB below limit line.								
Frequency (MHz)	ERP (dBm)	Limit (dBm)	Over Limit (dB)	SPA Reading (dBm)	S.G. Power (dBm)	TX Cable loss (dB)	TX Antenna Gain (dBi)	Polarization (H/V)	Result
1405	-73.14	-13	-60.14	-64.26	-79.52	0.78	7.16	H	Pass
2110	-44.61	-13	-31.61	-48.23	-53.15	1.04	9.58	H	Pass
2814	-62.76	-13	-49.76	-62.39	-72.87	1.35	11.46	H	Pass
3516	-58.55	-13	-45.55	-58.44	-69.61	1.75	12.81	H	Pass

Band :	LTE Band 12	Temperature :	22~23°C						
Test Mode :	10MHz QPSK RB Size 1 Offset 0	Relative Humidity :	42~43%						
Test Engineer :	Star Wei	Polarization :	Vertical						
Remark :	Spurious emissions within 30-10th harmonic were found more than 20dB below limit line.								
Frequency (MHz)	ERP (dBm)	Limit (dBm)	Over Limit (dB)	SPA Reading (dBm)	S.G. Power (dBm)	TX Cable loss (dB)	TX Antenna Gain (dBi)	Polarization (H/V)	Result
1404	-67.92	-13	-54.92	-64.12	-74.30	0.78	7.16	V	Pass
2110	-49.96	-13	-36.96	-56.81	-58.50	1.04	9.58	V	Pass
2810	-64.87	-13	-51.87	-65.93	-74.98	1.35	11.46	V	Pass
3516	-59.29	-13	-46.29	-61.26	-70.35	1.75	12.81	V	Pass



Band :	LTE Band 17	Temperature :	22~23°C						
Test Mode :	5MHz QPSK RB Size 1 Offset 0	Relative Humidity :	42~43%						
Test Engineer :	Star Wei	Polarization :	Horizontal						
Remark :	Spurious emissions within 30-10th harmonic were found more than 20dB below limit line.								
Frequency (MHz)	ERP (dBm)	Limit (dBm)	Over Limit (dB)	SPA Reading (dBm)	S.G. Power (dBm)	TX Cable loss (dB)	TX Antenna Gain (dBi)	Polarization (H/V)	Result
1415	-72.34	-13	-59.34	-63.46	-78.72	0.78	7.16	H	Pass
2124	-49.64	-13	-36.64	-52.48	-58.18	1.04	9.58	H	Pass
2832	-58.74	-13	-45.74	-58.52	-68.85	1.35	11.46	H	Pass
3538	-55.14	-13	-42.14	-56.60	-66.20	1.75	12.81	H	Pass

Band :	LTE Band 17	Temperature :	22~23°C						
Test Mode :	5MHz QPSK RB Size 1 Offset 0	Relative Humidity :	42~43%						
Test Engineer :	Star Wei	Polarization :	Vertical						
Remark :	Spurious emissions within 30-10th harmonic were found more than 20dB below limit line.								
Frequency (MHz)	ERP (dBm)	Limit (dBm)	Over Limit (dB)	SPA Reading (dBm)	S.G. Power (dBm)	TX Cable loss (dB)	TX Antenna Gain (dBi)	Polarization (H/V)	Result
1416	-67.60	-13	-54.60	-63.8	-73.98	0.78	7.16	V	Pass
2124	-54.02	-13	-41.02	-59.37	-62.56	1.04	9.58	V	Pass
2830	-65.23	-13	-52.23	-66.29	-75.34	1.35	11.46	V	Pass
3538	-47.94	-13	-34.94	-54.79	-59.00	1.75	12.81	V	Pass



Band :	LTE Band 17	Temperature :	22~23°C						
Test Mode :	10MHz QPSK RB Size 1 Offset 0	Relative Humidity :	42~43%						
Test Engineer :	Star Wei	Polarization :	Horizontal						
Remark :	Spurious emissions within 30-10th harmonic were found more than 20dB below limit line.								
Frequency (MHz)	ERP (dBm)	Limit (dBm)	Over Limit (dB)	SPA Reading (dBm)	S.G. Power (dBm)	TX Cable loss (dB)	TX Antenna Gain (dBi)	Polarization (H/V)	Result
1410	-72.69	-13	-59.69	-63.81	-79.07	0.78	7.16	H	Pass
2115	-67.83	-13	-54.83	-66.50	-76.37	1.04	9.58	H	Pass
2824	-62.54	-13	-49.54	-62.17	-72.65	1.35	11.46	H	Pass
3528	-52.35	-13	-39.35	-54.65	-63.41	1.75	12.81	H	Pass

Band :	LTE Band 17	Temperature :	22~23°C						
Test Mode :	10MHz QPSK RB Size 1 Offset 0	Relative Humidity :	42~43%						
Test Engineer :	Star Wei	Polarization :	Vertical						
Remark :	Spurious emissions within 30-10th harmonic were found more than 20dB below limit line.								
Frequency (MHz)	ERP (dBm)	Limit (dBm)	Over Limit (dB)	SPA Reading (dBm)	S.G. Power (dBm)	TX Cable loss (dB)	TX Antenna Gain (dBi)	Polarization (H/V)	Result
1410	-67.56	-13	-54.56	-63.76	-73.94	0.78	7.16	V	Pass
2116	-63.18	-13	-50.18	-65.61	-71.72	1.04	9.58	V	Pass
2824	-59.04	-13	-46.04	-61.07	-69.15	1.35	11.46	V	Pass
3528	-47.68	-13	-34.68	-54.58	-58.74	1.75	12.81	V	Pass



Band :	LTE Band 25	Temperature :	22~23°C						
Test Mode :	1.4MHz QPSK RB Size 1 Offset 0	Relative Humidity :	42~43%						
Test Engineer :	Star Wei	Polarization :	Horizontal						
Remark :	Spurious emissions within 30-10th harmonic were found more than 20dB below limit line.								
Frequency (MHz)	ERP (dBm)	Limit (dBm)	Over Limit (dB)	SPA Reading (dBm)	S.G. Power (dBm)	TX Cable loss (dB)	TX Antenna Gain (dBi)	Polarization (H/V)	Result
3759	-60.03	-13	-47.03	-63.38	-66.41	0.78	7.16	H	Pass
5640	-54.44	-13	-41.44	-64.50	-62.98	1.04	9.58	H	Pass
7518	-53.88	-13	-40.88	-65.42	-63.99	1.35	11.46	H	Pass

Band :	LTE Band 25	Temperature :	22~23°C						
Test Mode :	1.4MHz QPSK RB Size 1 Offset 0	Relative Humidity :	42~43%						
Test Engineer :	Star Wei	Polarization :	Vertical						
Remark :	Spurious emissions within 30-10th harmonic were found more than 20dB below limit line.								
Frequency (MHz)	ERP (dBm)	Limit (dBm)	Over Limit (dB)	SPA Reading (dBm)	S.G. Power (dBm)	TX Cable loss (dB)	TX Antenna Gain (dBi)	Polarization (H/V)	Result
3759	-56.14	-13	-43.14	-64.54	-62.52	0.78	7.16	V	Pass
5640	-45.40	-13	-32.40	-59.84	-53.94	1.04	9.58	V	Pass
7518	-52.43	-13	-39.43	-66.52	-62.54	1.35	11.46	V	Pass



Band :	LTE Band 25	Temperature :	22~23°C						
Test Mode :	3MHz QPSK RB Size 1 Offset 0	Relative Humidity :	42~43%						
Test Engineer :	Star Wei	Polarization :	Horizontal						
Remark :	Spurious emissions within 30-10th harmonic were found more than 20dB below limit line.								
Frequency (MHz)	ERP (dBm)	Limit (dBm)	Over Limit (dB)	SPA Reading (dBm)	S.G. Power (dBm)	TX Cable loss (dB)	TX Antenna Gain (dBi)	Polarization (H/V)	Result
3756	-61.66	-13	-48.66	-65.01	-68.04	0.78	7.16	H	Pass
5635	-57.15	-13	-44.15	-67.21	-65.69	1.04	9.58	H	Pass
7515	-55.66	-13	-42.66	-67.20	-65.77	1.35	11.46	H	Pass

Band :	LTE Band 25	Temperature :	22~23°C						
Test Mode :	3MHz QPSK RB Size 1 Offset 0	Relative Humidity :	42~43%						
Test Engineer :	Star Wei	Polarization :	Vertical						
Remark :	Spurious emissions within 30-10th harmonic were found more than 20dB below limit line.								
Frequency (MHz)	ERP (dBm)	Limit (dBm)	Over Limit (dB)	SPA Reading (dBm)	S.G. Power (dBm)	TX Cable loss (dB)	TX Antenna Gain (dBi)	Polarization (H/V)	Result
3756	-55.59	-13	-42.59	-63.99	-61.97	0.78	7.16	V	Pass
5637	-46.74	-13	-33.74	-60.78	-55.28	1.04	9.58	V	Pass
7515	-52.59	-13	-39.59	-66.68	-62.70	1.35	11.46	V	Pass



Band :	LTE Band 25	Temperature :	22~23°C						
Test Mode :	5MHz QPSK RB Size 1 Offset 0	Relative Humidity :	42~43%						
Test Engineer :	Star Wei	Polarization :	Horizontal						
Remark :	Spurious emissions within 30-10th harmonic were found more than 20dB below limit line.								
Frequency (MHz)	ERP (dBm)	Limit (dBm)	Over Limit (dB)	SPA Reading (dBm)	S.G. Power (dBm)	TX Cable loss (dB)	TX Antenna Gain (dBi)	Polarization (H/V)	Result
3756	-58.92	-13	-45.92	-62.30	-65.30	0.78	7.16	H	Pass
5632	-56.65	-13	-43.65	-66.71	-65.19	1.04	9.58	H	Pass
7509	-53.54	-13	-40.54	-65.08	-63.65	1.35	11.46	H	Pass

Band :	LTE Band 25	Temperature :	22~23°C						
Test Mode :	5MHz QPSK RB Size 1 Offset 0	Relative Humidity :	42~43%						
Test Engineer :	Star Wei	Polarization :	Vertical						
Remark :	Spurious emissions within 30-10th harmonic were found more than 20dB below limit line.								
Frequency (MHz)	ERP (dBm)	Limit (dBm)	Over Limit (dB)	SPA Reading (dBm)	S.G. Power (dBm)	TX Cable loss (dB)	TX Antenna Gain (dBi)	Polarization (H/V)	Result
3756	-56.88	-13	-43.88	-65.28	-63.26	0.78	7.16	V	Pass
5634	-50.04	-13	-37.04	-62.69	-58.58	1.04	9.58	V	Pass
7509	-52.76	-13	-39.76	-66.85	-62.87	1.35	11.46	V	Pass



Band :	LTE Band 25	Temperature :	22~23°C						
Test Mode :	10MHz QPSK RB Size 1 Offset 0	Relative Humidity :	42~43%						
Test Engineer :	Star Wei	Polarization :	Horizontal						
Remark :	Spurious emissions within 30-10th harmonic were found more than 20dB below limit line.								
Frequency (MHz)	ERP (dBm)	Limit (dBm)	Over Limit (dB)	SPA Reading (dBm)	S.G. Power (dBm)	TX Cable loss (dB)	TX Antenna Gain (dBi)	Polarization (H/V)	Result
3750	-61.30	-13	-48.30	-64.65	-67.68	0.78	7.16	H	Pass
5628	-54.25	-13	-41.25	-64.31	-62.79	1.04	9.58	H	Pass
7500	-54.70	-13	-41.70	-66.24	-64.81	1.35	11.46	H	Pass

Band :	LTE Band 25	Temperature :	22~23°C						
Test Mode :	10MHz QPSK RB Size 1 Offset 0	Relative Humidity :	42~43%						
Test Engineer :	Star Wei	Polarization :	Vertical						
Remark :	Spurious emissions within 30-10th harmonic were found more than 20dB below limit line.								
Frequency (MHz)	ERP (dBm)	Limit (dBm)	Over Limit (dB)	SPA Reading (dBm)	S.G. Power (dBm)	TX Cable loss (dB)	TX Antenna Gain (dBi)	Polarization (H/V)	Result
3750	-56.62	-13	-43.62	-65.02	-63.00	0.78	7.16	V	Pass
5628	-42.22	-13	-29.22	-57.72	-50.76	1.04	9.58	V	Pass
7500	-53.63	-13	-40.63	-67.72	-63.74	1.35	11.46	V	Pass



Band :	LTE Band 25	Temperature :	22~23°C						
Test Mode :	15MHz QPSK RB Size 1 Offset 0	Relative Humidity :	42~43%						
Test Engineer :	Star Wei	Polarization :	Horizontal						
Remark :	Spurious emissions within 30-10th harmonic were found more than 20dB below limit line.								
Frequency (MHz)	ERP (dBm)	Limit (dBm)	Over Limit (dB)	SPA Reading (dBm)	S.G. Power (dBm)	TX Cable loss (dB)	TX Antenna Gain (dBi)	Polarization (H/V)	Result
3744	-62.11	-13	-49.11	-65.46	-68.49	0.78	7.16	H	Pass
5622	-53.54	-13	-40.54	-63.60	-62.08	1.04	9.58	H	Pass
7491	-54.51	-13	-41.51	-66.05	-64.62	1.35	11.46	H	Pass

Band :	LTE Band 25	Temperature :	22~23°C						
Test Mode :	15MHz QPSK RB Size 1 Offset 0	Relative Humidity :	42~43%						
Test Engineer :	Star Wei	Polarization :	Vertical						
Remark :	Spurious emissions within 30-10th harmonic were found more than 20dB below limit line.								
Frequency (MHz)	ERP (dBm)	Limit (dBm)	Over Limit (dB)	SPA Reading (dBm)	S.G. Power (dBm)	TX Cable loss (dB)	TX Antenna Gain (dBi)	Polarization (H/V)	Result
3747	-54.73	-13	-41.73	-63.13	-61.11	0.78	7.16	V	Pass
5622	-46.39	-13	-33.39	-60.38	-54.93	1.04	9.58	V	Pass
7491	-53.42	-13	-40.42	-67.51	-63.53	1.35	11.46	V	Pass



Band :	LTE Band 25	Temperature :	22~23°C						
Test Mode :	20MHz QPSK RB Size 1 Offset 0	Relative Humidity :	42~43%						
Test Engineer :	Star Wei	Polarization :	Horizontal						
Remark :	Spurious emissions within 30-10th harmonic were found more than 20dB below limit line.								
Frequency (MHz)	ERP (dBm)	Limit (dBm)	Over Limit (dB)	SPA Reading (dBm)	S.G. Power (dBm)	TX Cable loss (dB)	TX Antenna Gain (dBi)	Polarization (H/V)	Result
3741	-60.49	-13	-47.49	-63.84	-66.87	0.78	7.16	H	Pass
5610	-56.40	-13	-43.40	-66.46	-64.94	1.04	9.58	H	Pass
7479	-55.49	-13	-42.49	-67.03	-65.60	1.35	11.46	H	Pass

Band :	LTE Band 25	Temperature :	22~23°C						
Test Mode :	20MHz QPSK RB Size 1 Offset 0	Relative Humidity :	42~43%						
Test Engineer :	Star Wei	Polarization :	Vertical						
Remark :	Spurious emissions within 30-10th harmonic were found more than 20dB below limit line.								
Frequency (MHz)	ERP (dBm)	Limit (dBm)	Over Limit (dB)	SPA Reading (dBm)	S.G. Power (dBm)	TX Cable loss (dB)	TX Antenna Gain (dBi)	Polarization (H/V)	Result
3741	-56.20	-13	-43.20	-64.6	-62.58	0.78	7.16	V	Pass
5616	-49.81	-13	-36.81	-62.54	-58.35	1.04	9.58	V	Pass
7479	-52.84	-13	-39.84	-66.93	-62.95	1.35	11.46	V	Pass



Band :	LTE Band 26	Temperature :	22~23°C						
Test Mode :	1.4MHz QPSK RB Size 1 Offset 0	Relative Humidity :	42~43%						
Test Engineer :	Star Wei	Polarization :	Horizontal						
Remark :	Spurious emissions within 30-10th harmonic were found more than 20dB below limit line.								
Frequency (MHz)	ERP (dBm)	Limit (dBm)	Over Limit (dB)	SPA Reading (dBm)	S.G. Power (dBm)	TX Cable loss (dB)	TX Antenna Gain (dBi)	Polarization (H/V)	Result
1662	-49.62	-13	-36.62	-47.78	-50.27	0.57	3.37	H	Pass
2494	-63.76	-13	-50.76	-62.43	-65.99	0.78	5.16	H	Pass
3324	-66.13	-13	-53.13	-65.76	-69.77	0.87	6.66	H	Pass

Band :	LTE Band 26	Temperature :	22~23°C						
Test Mode :	1.4MHz QPSK RB Size 1 Offset 0	Relative Humidity :	42~43%						
Test Engineer :	Star Wei	Polarization :	Vertical						
Remark :	Spurious emissions within 30-10th harmonic were found more than 20dB below limit line.								
Frequency (MHz)	ERP (dBm)	Limit (dBm)	Over Limit (dB)	SPA Reading (dBm)	S.G. Power (dBm)	TX Cable loss (dB)	TX Antenna Gain (dBi)	Polarization (H/V)	Result
1662	-53.00	-13	-40.00	-55.16	-53.65	0.57	3.37	V	Pass
2494	-63.88	-13	-50.88	-66.31	-66.11	0.78	5.16	V	Pass
3324	-64.23	-13	-51.23	-65.29	-67.87	0.87	6.66	V	Pass



Band :	LTE Band 26	Temperature :	22~23°C						
Test Mode :	3MHz QPSK RB Size 1 Offset 0	Relative Humidity :	42~43%						
Test Engineer :	Star Wei	Polarization :	Horizontal						
Remark :	Spurious emissions within 30-10th harmonic were found more than 20dB below limit line.								
Frequency (MHz)	ERP (dBm)	Limit (dBm)	Over Limit (dB)	SPA Reading (dBm)	S.G. Power (dBm)	TX Cable loss (dB)	TX Antenna Gain (dBi)	Polarization (H/V)	Result
1660	-51.84	-13	-38.84	-49.71	-52.49	0.57	3.37	H	Pass
2492	-64.14	-13	-51.14	-62.81	-66.37	0.78	5.16	H	Pass
3320	-65.06	-13	-52.06	-64.69	-68.70	0.87	6.66	H	Pass

Band :	LTE Band 26	Temperature :	22~23°C						
Test Mode :	3MHz QPSK RB Size 1 Offset 0	Relative Humidity :	42~43%						
Test Engineer :	Star Wei	Polarization :	Vertical						
Remark :	Spurious emissions within 30-10th harmonic were found more than 20dB below limit line.								
Frequency (MHz)	ERP (dBm)	Limit (dBm)	Over Limit (dB)	SPA Reading (dBm)	S.G. Power (dBm)	TX Cable loss (dB)	TX Antenna Gain (dBi)	Polarization (H/V)	Result
1660	-55.42	-13	-42.42	-56.72	-56.07	0.57	3.37	V	Pass
2492	-62.17	-13	-49.17	-64.60	-64.40	0.78	5.16	V	Pass
3320	-64.71	-13	-51.71	-65.77	-68.35	0.87	6.66	V	Pass



Band :	LTE Band 26	Temperature :	22~23°C						
Test Mode :	5MHz QPSK RB Size 1 Offset 0	Relative Humidity :	42~43%						
Test Engineer :	Star Wei	Polarization :	Horizontal						
Remark :	Spurious emissions within 30-10th harmonic were found more than 20dB below limit line.								
Frequency (MHz)	ERP (dBm)	Limit (dBm)	Over Limit (dB)	SPA Reading (dBm)	S.G. Power (dBm)	TX Cable loss (dB)	TX Antenna Gain (dBi)	Polarization (H/V)	Result
1658	-52.18	-13	-39.18	-49.98	-52.83	0.57	3.37	H	Pass
2490	-65.76	-13	-52.76	-64.43	-67.99	0.78	5.16	H	Pass
3316	-66.80	-13	-53.80	-66.43	-70.44	0.87	6.66	H	Pass

Band :	LTE Band 26	Temperature :	22~23°C						
Test Mode :	5MHz QPSK RB Size 1 Offset 0	Relative Humidity :	42~43%						
Test Engineer :	Star Wei	Polarization :	Vertical						
Remark :	Spurious emissions within 30-10th harmonic were found more than 20dB below limit line.								
Frequency (MHz)	ERP (dBm)	Limit (dBm)	Over Limit (dB)	SPA Reading (dBm)	S.G. Power (dBm)	TX Cable loss (dB)	TX Antenna Gain (dBi)	Polarization (H/V)	Result
1660	-56.72	-13	-43.72	-57.51	-57.37	0.57	3.37	V	Pass
2482	-61.39	-13	-48.39	-63.82	-63.62	0.78	5.16	V	Pass
3316	-64.02	-13	-51.02	-65.08	-67.66	0.87	6.66	V	Pass



Band :	LTE Band 26	Temperature :	22~23°C						
Test Mode :	10MHz QPSK RB Size 1 Offset 0	Relative Humidity :	42~43%						
Test Engineer :	Star Wei	Polarization :	Horizontal						
Remark :	Spurious emissions within 30-10th harmonic were found more than 20dB below limit line.								
Frequency (MHz)	ERP (dBm)	Limit (dBm)	Over Limit (dB)	SPA Reading (dBm)	S.G. Power (dBm)	TX Cable loss (dB)	TX Antenna Gain (dBi)	Polarization (H/V)	Result
1654	-50.40	-13	-37.40	-48.47	-51.05	0.57	3.37	H	Pass
2482	-64.44	-13	-51.44	-63.11	-66.67	0.78	5.16	H	Pass
3306	-66.16	-13	-53.16	-65.79	-69.80	0.87	6.66	H	Pass

Band :	LTE Band 26	Temperature :	22~23°C						
Test Mode :	10MHz QPSK RB Size 1 Offset 0	Relative Humidity :	42~43%						
Test Engineer :	Star Wei	Polarization :	Vertical						
Remark :	Spurious emissions within 30-10th harmonic were found more than 20dB below limit line.								
Frequency (MHz)	ERP (dBm)	Limit (dBm)	Over Limit (dB)	SPA Reading (dBm)	S.G. Power (dBm)	TX Cable loss (dB)	TX Antenna Gain (dBi)	Polarization (H/V)	Result
1654	-59.52	-13	-46.52	-59.03	-60.17	0.57	3.37	V	Pass
2482	-64.56	-13	-51.56	-66.99	-66.79	0.78	5.16	V	Pass
3306	-64.58	-13	-51.58	-65.64	-68.22	0.87	6.66	V	Pass



Band :	LTE Band 26	Temperature :	22~23°C						
Test Mode :	15MHz QPSK RB Size 1 Offset 0	Relative Humidity :	42~43%						
Test Engineer :	Star Wei	Polarization :	Horizontal						
Remark :	Spurious emissions within 30-10th harmonic were found more than 20dB below limit line.								
Frequency (MHz)	ERP (dBm)	Limit (dBm)	Over Limit (dB)	SPA Reading (dBm)	S.G. Power (dBm)	TX Cable loss (dB)	TX Antenna Gain (dBi)	Polarization (H/V)	Result
1650	-50.33	-13	-37.33	-48.40	-50.98	0.57	3.37	H	Pass
2476	-60.14	-13	-47.14	-58.96	-62.37	0.78	5.16	H	Pass
3296	-65.33	-13	-52.33	-64.96	-68.97	0.87	6.66	H	Pass

Band :	LTE Band 26	Temperature :	22~23°C						
Test Mode :	15MHz QPSK RB Size 1 Offset 0	Relative Humidity :	42~43%						
Test Engineer :	Star Wei	Polarization :	Vertical						
Remark :	Spurious emissions within 30-10th harmonic were found more than 20dB below limit line.								
Frequency (MHz)	ERP (dBm)	Limit (dBm)	Over Limit (dB)	SPA Reading (dBm)	S.G. Power (dBm)	TX Cable loss (dB)	TX Antenna Gain (dBi)	Polarization (H/V)	Result
1650	-56.76	-13	-43.76	-57.53	-57.41	0.57	3.37	V	Pass
2476	-49.06	-13	-36.06	-56.08	-51.29	0.78	5.16	V	Pass
3296	-65.46	-13	-52.46	-66.52	-69.10	0.87	6.66	V	Pass

3.8 Frequency Stability Measurement

3.8.1 Description of Frequency Stability Measurement

The frequency stability shall be measured by variation of ambient temperature and variation of primary supply voltage to ensure that the fundamental emission stays within the authorized frequency block. The frequency stability of the transmitter shall be maintained within $\pm 0.00025\%$ ($\pm 2.5\text{ppm}$) of the center frequency.

3.8.2 Measuring Instruments

The measuring equipment is listed in the section 4 of this test report.

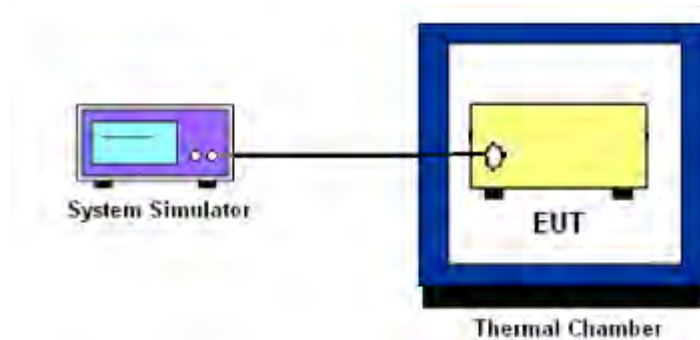
3.8.3 Test Procedures for Temperature Variation

1. The EUT was set up in the thermal chamber and connected with the system simulator.
2. With power OFF, the temperature was decreased to -30°C and the EUT was stabilized before testing. Power was applied and the maximum change in frequency was recorded within one minute.
3. With power OFF, the temperature was raised in 10°C step up to 50°C . The EUT was stabilized at each step for at least half an hour. Power was applied and the maximum frequency change was recorded within one minute.

3.8.4 Test Procedures for Voltage Variation

1. The EUT was placed in a temperature chamber at $25\pm 5^{\circ}\text{C}$ and connected with the system simulator.
2. The power supply voltage to the EUT was varied from 85% to 115% of the nominal value measured at the input to the EUT.
3. The variation in frequency was measured for the worst case.

3.8.5 Test Setup





3.8.6 Test Result of Temperature Variation (FCC)

Band :	LTE Band 2 (QPSK)	Limit (ppm) :	2.5
Temperature (°C)	BW 10MHz		Result
	Deviation (ppm)		
50	0.0000		PASS
40	0.0016		
30	0.0005		
20(Ref.)	0.0000		
10	0.0011		
0	0.0016		
-10	0.0021		
-20	0.0037		
-30	0.0043		

Band :	LTE Band 4 (QPSK)	Limit (ppm) :	2.5
Temperature (°C)	BW 10MHz		Result
	Deviation (ppm)		
50	0.0150		PASS
40	0.0127		
30	0.0006		
20(Ref.)	0.0000		
10	0.0162		
0	0.0144		
-10	0.0017		
-20	0.0023		
-30	0.0035		



Band :	LTE Band 5 (QPSK)	Limit (ppm) :	2.5
Temperature (°C)	BW 10MHz		Result
	Deviation (ppm)		
50	0.0024		PASS
40	0.0012		
30	0.0000		
20(Ref.)	0.0000		
10	0.0000		
0	0.0012		
-10	0.0012		
-20	0.0000		
-30	0.0012		

Band :	LTE Band 7 (QPSK)	Limit (ppm) :	2.5
Temperature (°C)	BW 10MHz		Result
	Deviation (ppm)		
50	0.0005		PASS
40	0.0005		
30	0.0005		
20(Ref.)	0.0000		
10	0.0000		
0	0.0005		
-10	0.0011		
-20	0.0005		
-30	0.0005		



Band :	LTE Band 12 (QPSK)	Limit (ppm) :	2.5
Temperature (°C)	BW 10MHz		Result
	Deviation (ppm)		
50	0.0000		PASS
40	0.0000		
30	0.0000		
20(Ref.)	0.0000		
10	0.0000		
0	0.0012		
-10	0.0006		
-20	0.0000		
-30	0.0000		

Band :	LTE Band 17 (QPSK)	Limit (ppm) :	2.5
Temperature (°C)	BW 10MHz		Result
	Deviation (ppm)		
50	0.0120		PASS
40	0.0096		
30	0.0084		
20(Ref.)	0.0000		
10	0.0000		
0	0.0084		
-10	0.0024		
-20	0.0012		
-30	0.0012		



Band :	LTE Band 25 (QPSK)	Limit (ppm) :	2.5
Temperature (°C)	BW 10MHz		Result
	Deviation (ppm)		
50	0.0037		PASS
40	0.0032		
30	0.0016		
20(Ref.)	0.0000		
10	0.0011		
0	0.0027		
-10	0.0037		
-20	0.0154		
-30	0.0159		

Band :	LTE Band 26 (QPSK)	Limit (ppm) :	2.5
Temperature (°C)	BW 10MHz		Result
	Deviation (ppm)		
50	0.0239		PASS
40	0.0191		
30	0.0012		
20(Ref.)	0.0000		
10	0.0203		
0	0.0179		
-10	0.0036		
-20	0.0048		
-30	0.0060		



3.8.7 Test Result of Voltage Variation (FCC)

Band	Bandwidth	Voltage (Volt)	Deviation (ppm)	Limit (ppm)	Result
LTE Band 2	10M	3.50	0.0027	2.5	PASS
		Normal	0.0000		
		4.35	0.0048		
LTE Band 4	10M	3.50	0.0144	2.5	PASS
		Normal	0.0000		
		4.35	0.0139		
LTE Band 5	10M	3.50	0.0012	2.5	PASS
		Normal	0.0000		
		4.35	0.0024		
LTE Band 7	10M	3.50	0.0011	2.5	PASS
		Normal	0.0000		
		4.35	0.0027		
LTE Band 12	10M	3.50	0.0006	2.5	PASS
		Normal	0.0000		
		4.35	0.0000		
LTE Band 17	10M	3.50	0.0012	2.5	PASS
		Normal	0.0012		
		4.35	0.0084		
LTE Band 25	10M	3.50	0.0175	2.5	PASS
		Normal	0.0000		
		4.35	0.0159		
LTE Band 26	10M	3.50	0.0048	2.5	PASS
		Normal	0.0000		
		4.35	0.0143		

Remark:

1. Normal Voltage = 3.80V.
2. The manufacturer declared that the EUT could work properly between voltage 3.50V ~ 4.35V.



4 List of Measuring Equipment

Instrument	Manufacturer	Model No.	Serial No.	Characteristics	Calibration Date	Test Date	Due Date	Remark
Spectrum Analyzer	R&S	FSV40	101078	10Hz~40GHz	May 08, 2014	Aug. 06, 2014~ Sep. 02, 2014	May 07, 2015	Conducted (TH01-SZ)
Thermal Chamber	Hongzhangroup	LP-150U	HD20120425	-40°C~150°C	Feb. 21, 2014	Aug. 06, 2014~ Sep. 02, 2014	Feb. 20, 2015	Conducted (TH01-SZ)
EMI Test Receiver	R&S	ESCI	100534	9kHz~3GHz	Nov. 05, 2013	Aug. 24, 2014	Nov. 04, 2014	Radiation (03CH01-KS)
Spectrum Analyzer	R&S	FSP30	101399	9kHz~30GHz	May 04, 2014	Aug. 24, 2014	May 03, 2015	Radiation (03CH01-KS)
Bilog Antenna	SCHAFFNER	CBL6112D	23182	25MHz~2GHz	Jan. 08, 2014	Aug. 24, 2014	Jan. 07, 2015	Radiation (03CH01-KS)
Double Ridge Horn Antenna	ETS-Lindgren	3117	75959	1GHz~18GHz	Jan. 08, 2014	Aug. 24, 2014	Jan. 07, 2015	Radiation (03CH01-KS)
Active Horn Antenna	com-power	AHA-118	701030	1GHz~18GHz	Nov. 18, 2013	Aug. 24, 2014	Nov. 17, 2014	Radiation (03CH01-KS)
SHF-EHF Horn	Schwarzbeck	BBHA 9170	BBHA17024 9	15GHz~40GHz	Mar. 10, 2014	Aug. 24, 2014	Mar. 09, 2015	Radiation (03CH01-KS)
Amplifier	com-power	PA-103A	161073	1MHz~1GHz	May 04, 2014	Aug. 24, 2014	May 03, 2015	Radiation (03CH01-KS)
Amplifier	Agilent	8449B	3008A02371	1GHz~26.5GHz	Dec. 10, 2013	Aug. 24, 2014	Dec. 09, 2014	Radiation (03CH01-KS)
AC Power Source	Chroma	61601	F104090004	N/A	NCR	Aug. 24, 2014	NCR	Radiation (03CH01-KS)
Turn Table	MF	MF7802	N/A	0~360 degree	NCR	Aug. 24, 2014	NCR	Radiation (03CH01-KS)
Antenna Mast	MF	MF7802	N/A	1 m~4 m	NCR	Aug. 24, 2014	NCR	Radiation (03CH01-KS)
Spectrum Analyzer	R&S	FSP 7	100818	9kHz~7GHz	Sep. 03, 2013	Aug. 11, 2014~ Sep. 01, 2014	Sep. 02, 2014	ERP/EIRP (OTA01-SZ)
Quad-Ridged Horn	ETS-Lindgren	3164-08	00102954	700MHz~10000M Hz	N/A	Aug. 11, 2014~ Sep. 01, 2014	N/A	ERP/EIRP (OTA01-SZ)
Multi-Devices Controller	ETS-Lindgren	2090-OPT1	00108147	N/A	N/A	Aug. 11, 2014~ Sep. 01, 2014	N/A	ERP/EIRP (OTA01-SZ)
Switch Control Mainframe	Agilent	3499A	MY42005451	N/A	N/A	Aug. 11, 2014~ Sep. 01, 2014	N/A	ERP/EIRP (OTA01-SZ)



5 Uncertainty of Evaluation

Uncertainty of Radiated Emission Measurement (30 MHz ~ 1000 MHz)

Measuring Uncertainty for a Level of Confidence of 95% ($U = 2Uc(y)$)	2.5
---	-----