

Figure 5
Inside of the EUT



Figure 6
Inside of the EUT



Figure 7
Components Side of the PCB



Figure 8
Components Side of the PCB



Figure 9
Components Side of the PCB




Figure 10
Components Side of the PCB



Figure 11
Components Side of the PCB




Figure 12
Components Side of the PCB




Figure 13
Components Side of the PCB




Figure 14
Components Side of the PCB




Figure 15
Components Side of the PCB

