

Figure 5
General Appearance of the EUT



Figure 6
Inside of the EUT



Figure 7
Inside of the EUT



Figure 8
Inside of the EUT




Figure 9
Inside of the EUT




Figure 10
Inside of the EUT




Figure 11
Inside of the EUT



Figure 12
Inside of the EUT



Figure 13
Components Side of the PCB



Figure 14
Components Side of the PCB




Figure 15
Components Side of the PCB



Figure 16
Components Side of the PCB



Figure 17
Components Side of the PCB



Figure 18
Components Side of the PCB



Figure 19
Components Side of the PCB




Figure 20
Components Side of the PCB




Figure 21
Components Side of the PCB



Figure 22
Components Side of the PCB



Figure 23
Components Side of the PCB



Figure 24
Components Side of the PCB




Figure 25
Components Side of the PCB




Figure 26
Components Side of the PCB




Figure 27
Components Side of the PCB



Figure 28
Components Side of the PCB



Figure 29
Components Side of the PCB



Figure 30
Components Side of the PCB



Figure 31
Components Side of the PCB



Figure 32
Speaker



Figure 33
Speaker



Figure 34
Speaker



Figure 35
Speaker



Figure 36
Speaker



Figure 37
Speaker



Figure 38
Speaker



Figure 39
Speaker



Figure 40
Speaker



Figure 41
Remote



Figure 42
Remote

