

FCC PART 15C TEST REPORT FOR CERTIFICATION
On Behalf of

TCL Technoly Electronics (Huizhou) Co., Ltd.

OTT Multi-media Box

Model Number: TFD-36-CA

Additional Model: T8015K

FCC ID: ZVAOH00001

Prepared for : TCL Technoly Electronics (Huizhou) Co., Ltd.
Section 19, Zhongkai High-tech Development Zone,
Huizhou City, Guangdong Province, China 516006

Prepared By : EST Technology Co., Ltd.
Santun(guantai Road), Houjie Town, DongGuan City,
GuangDong, China.

Tel: 86-769-83081888-808






Report Number: ESTE-R1605028
Date of Test : May 03~ 09, 2016
Date of Report : May 10, 2016


TABLE OF CONTENTS

| Description | Page |
|---|------|
| TEST REPORT VERIFICATION..... | 4 |
| 1. GENERAL INFORMATION..... | 5 |
| 1.1. Description of Device (EUT) | 5 |
| 2. SUMMARY OF TEST | 6 |
| 2.1. Summary of test result..... | 6 |
| 2.2. Test Facilities | 7 |
| 2.3. Assistant equipment used for test..... | 8 |
| 2.4. Block Diagram | 8 |
| 2.5. Test mode | 9 |
| 2.6. Channel List for wifi | 9 |
| 2.7. Test Equipment..... | 10 |
| 3 POWER LINE CONDUCTED EMISSION TEST..... | 11 |
| 3.1. Limit..... | 11 |
| 3.3 Test Procedure..... | 11 |
| 3.4. Test Result..... | 11 |
| 3.5. Test data | 12 |
| 4 RADIATED EMISSION TEST | 16 |
| 4.1 Limit..... | 16 |
| 4.2. Block Diagram of Test setup..... | 17 |
| 4.3. Test Procedure..... | 18 |
| 4.4. Test Result..... | 18 |
| 4.5. Test Data | 19 |
| 5 BAND EDGE COMPLIANCE TEST | 91 |
| 5.1 Limit..... | 91 |
| 5.2 Test Procedure..... | 91 |
| 5.3 Test Result..... | 91 |
| 5.4 Test Data | 92 |
| 6 6dB & 20dB Bandwidth Test..... | 108 |
| 6.1 Limit..... | 108 |
| 6.2 Test Procedure..... | 108 |
| 6.3 Test Result..... | 108 |
| 6.4 6dB Test Data..... | 110 |
| 6.5 20dB Test Data..... | 118 |
| 7 OUTPUT POWER TEST | 126 |
| 7.1 Limit..... | 126 |
| 7.2 Test Procedure..... | 126 |
| 7.3 Test Procedure..... | 126 |
| 7.4 Test Result..... | 127 |
| 7.5 Test Data | 128 |
| 8 POWER SPECTRAL DENSITY TEST | 136 |
| 8.1 Limit..... | 136 |
| 8.2 Test Procedure..... | 136 |

| | | |
|-----|----------------------------|-----|
| 8.3 | Test Result..... | 137 |
| 8.4 | Test Data | 138 |
| 9 | ANTENNA REQUIREMENTS | 146 |
| 9.1 | Limit | 146 |
| 9.2 | Result..... | 146 |
| 10 | TEST SETUP PHOTO..... | 147 |
| 11 | PHOTOS OF EUT | 149 |

Test Report Verification

| | | |
|--|---|---|
| Applicant: Address: | TCL Technoly Electronics (Huizhou) Co., Ltd. Section 19, Zhongkai High-tech Development Zone, Huizhou City, Guangdong Province, China 516006 | |
| Manufacturer Address: | TCL Technoly Electronics (Huizhou) Co., Ltd. Section 19, Zhongkai High-tech Development Zone, Huizhou City, Guangdong Province, China 516006 | |
| E.U.T: | OTT Multi-media Box | |
| Model Number: | TFD-36-CA | |
| Additional Model: | T8015K Note: The two models have the same technical construction including circuit diagram, PCB Layout, components and component layout, all electrical construction and mechanical construction, except the different model name、trade name and the marketing purpose. The “TFD-36-CA” for trade name “SUN”, the “T8015k” for trade name “TONLY”. | |
| Power Supply: | DC 12V From Adapter Input AC 100-240V~50/60Hz | |
| Test Voltage: | AC 120V/60Hz AC 240V/60Hz | |
| Trade Name: |  ;  TONLY Serial No.: ----- | |
| Date of Receipt: | April 26, 2016 | Date of Test: May 03~ 09, 2016 |
| Test Specification: | FCC Rules and Regulations Part 15 Subpart C:2015 ANSI C63.10:2013 | |
| Test Result: | <p>The device described above is tested by EST Technology Co., Ltd.. The measurement results were contained in this test report and EST Technology Co., Ltd. was assumed full responsibility for the accuracy and completeness of these measurements. Also, this report shows that the EUT to be technically compliance with the FCC Rules and Regulations Part 15 Subpart C requirements.</p> <p>This report applies to above tested sample only and shall not be reproduced in part without written approval of EST Technology Co., Ltd. Date: May 10, 2016</p> | |
| Prepared by: | Tested by: | Approved by: |
|  |  |  |
| Ada / Assistant | Tony.Tang/ Engineer | IcemanHu / Manager |
| Other Aspects: | None. | |
| <i>Abbreviations: OK/P=passed fail/F=failed n.a/N=not applicable E.U.T=equipment under tested</i> | | |
| <i>This test report is based on a single evaluation of one sample of above mentioned products ,It is not permitted to be duplicated in extracts without written approval of EST Technology Co., Ltd.</i> | | |



1. GENERAL INFORMATION

1.1. Description of Device (EUT)

| | | | |
|---------------------|---|---|--------------------------------------|
| Product Name | : | OTT MULTI-MEDIA BOX | |
| Model Number | : | TFD-36-CA | |
| FCC ID | : | ZVAOH00001 | |
| Wi-Fi | | | |
| Modulation | : | IEEE 802.11b mode: DSSS(CCK,QPSK, BPSK) IEEE 802.11g mode: OFDM (BPSK/QPSK/16QAM/64QAM) IEEE 802.11n HT20 MHz mode: OFDM (BPSK/QPSK/16QAM/64QAM) IEEE 802.11n HT40 MHz mode: OFDM (BPSK/QPSK/16QAM/64QAM) IEEE 802.11a : OFDM (BPSK/QPSK/16QAM/64QAM) | |
| Operation Frequency | : | IEEE 802.11b/g: 2412 ~ 2472 MHz IEEE 802.11n HT20 : 2412 ~ 2472 MHz IEEE 802.11n HT40 : 2422 ~ 2462 MHz IEEE 802.11a, 802.11n HT20: 5180 ~ 5320MHz, 5500 ~ 5700MHz IEEE 802.11n HT40: 5190 ~ 5310MHz, 5510 ~ 5670MHz | |
| Number of channel | : | IEEE 802.11b 2412 ~ 2472 MHz: 13 Channels IEEE 802.11g 2412 ~ 2472 MHz: 13 Channels IEEE 802.11n HT20 2412 ~ 2472 MHz: 13 Channels IEEE 802.11n HT40 2422 ~ 2462 MHz: 9 Channels IEEE 802.11a, 802.11n HT20: 5180 ~ 5320MHz : 8 Channels 5500 ~ 5700MHz : 11 Channels IEEE 802.11n HT40: 5190MHz ~ 5310MHz : 4 Channels 5510MHz ~ 5670MHz : 5 Channels | |
| Bluetooth | | | |
| Modulation | : | Dula-mode Bluetooth 4.0 BT BDR: GFSK BT EDR: $\pi/4$ -DQPSK BT EDR: 8-DPSK | Dula-mode Bluetooth 4.0 BLE: GFSK |
| Operation Frequency | : | 2402MHz~2480MHz | |
| Number of channel | : | 79 | 40 |
| Antenna and Gain | : | Internal Antenna with 2dBi gain (Max) | |

2. SUMMARY OF TEST

2.1. Summary of test result

| Description of Test Item | Standard | Results |
|---|---|---------|
| Power Line Conducted Emission | FCC Part 15: 15.207 ANSI C63.10:2013 | PASS |
| Radiated Emission | FCC Part 15: 15.209 ANSI C63.10:2013 KDB 558074 | PASS |
| Band Edge Compliance | FCC Part 15: 15.247 ANSI C63.10:2013 KDB 558074 | PASS |
| Conducted spurious emissions | FCC Part 15: 15.247 ANSI C63.10:2013 KDB 558074 | PASS |
| 6dB Bandwidth | FCC Part 15: 15.247 ANSI C63.10:2013 KDB 558074 | PASS |
| Peak Output Power | FCC Part 15: 15.247 ANSI C63.10:2013 KDB 558074 | PASS |
| Power Spectral Density | FCC Part 15: 15.247 ANSI C63.10:2013 KDB 558074 | PASS |
| Antenna requirement | FCC Part 15: 15.203 | PASS |
| Note: KDB 558074 D01 DTS Meas Guidance v03r05 | | |

2.2. Test Facilities

| | | |
|---------------|---|--|
| EMC Lab | : | Certificated by CNAL, CHINA Registration No.: L5288 Date of registration: December 07, 2015 |
| | | Certificated by FCC, USA Registration No.: 989591 Date of registration: November 20, 2013 |
| | | Certificated by Industry Canada Registration No.: 9405A-1 Date of registration: December 30, 2015 |
| | | Certificated by VCCI, Japan Registration No.: R-3663 & C-4103 Date of registration: July 25, 2011 |
| | | Certificated by TUV Rheinland, Germany Registration No.: UA 50195514 0001 Date of registration: January 07, 2011 |
| | | Certificated by TUV/PS, Shenzhen Registration No.: SCN1017 Date of registration: January 27, 2011 |
| | | Certificated by Intertek ETL SEMKO Registration No.: 2011-RTL-L1-18 Date of registration: April 28, 2011 |
| | | Certificated by Siemic, Inc. Registration No.: SLCN021 Date of registration: November 8, 2011 |
| | | Certificated by Nemko, Hong Kong Registration No.: 175193 Date of registration: May 4, 2011 |
| Name of Firm | : | EST Technology Co., Ltd. |
| Site Location | : | San Tun Management Zone, Houjie Town, Dongguan, Guangdong, China |


2.3. Assistant equipment used for test

2.3.1. Adapter

| | | |
|--------|---|--------------------------|
| M/N | : | ADS-12AM-12 12012EPCU |
| Input | : | AC 100-240V~50/60Hz 0.3A |
| Output | : | DC 12V/1.0A |

2.4. Block Diagram

For radiated emissions test: EUT was placed on a turn table, which is 0.8 or 1.5 meter high above ground. EUT was be set into Wifi test mode by software before test.



(EUT: OTT Multi-media Box)

2.5. Test mode

A special test software was used to control EUT work in Continuous TX mode, and select test channel, wireless mode and data rate.

| Test mode | Lower channel | Center channel | Upper channel |
|---|---------------|----------------|---------------|
| IEEE 802.11b;IEEE 802.11g;IEEE 802.11n HT20 Transmitting | 2412MHz | 2442MHz | 2472MHz |
| IEEE 802.11b;IEEE 802.11g;IEEE 802.11n HT20 Receiving | 2412MHz | 2442MHz | 2472MHz |
| IEEE 802.11n HT40 Transmitting | 2422MHz | 2442MHz | 2462MHz |
| IEEE 802.11n HT40 Receiving | 2422MHz | 2442MHz | 2462MHz |

2.6. Channel List for wifi

| IEEE 802.11b;IEEE 802.11g;IEEE 802.11n HT20 | | | | | |
|---|-----------------|---------|-----------------|---------|-----------------|
| Channel | Frequency (MHz) | Channel | Frequency (MHz) | Channel | Frequency (MHz) |
| 1 | 2412 | 6 | 2437 | 11 | 2462 |
| 2 | 2417 | 7 | 2442 | 12 | 2467 |
| 3 | 2422 | 8 | 2447 | 13 | 2472 |
| 4 | 2427 | 9 | 2452 | | |
| 5 | 2432 | 10 | 2457 | | |
| IEEE 802.11n HT40 | | | | | |
| Channel | Frequency (MHz) | Channel | Frequency (MHz) | Channel | Frequency (MHz) |
| 1 | 2422 | 4 | 2437 | 7 | 2452 |
| 2 | 2427 | 5 | 2442 | 8 | 2457 |
| 3 | 2432 | 6 | 2447 | 9 | 2462 |

2.7. Test Equipment

2.7.1. For conducted emission test

| Equipment | Manufacturer | Model No. | Serial No. | Last Cal. | Next Cal. |
|-------------------------|-----------------|-----------|------------|------------|-----------|
| EMI Test Receiver | Rohde & Schwarz | ESHS30 | 832354 | June,28,15 | 1 Year |
| Artificial Mains Networ | Rohde & Schwarz | ENV216 | 101260 | June,28,15 | 1 Year |
| Pulse Limiter | Rohde & Schwarz | ESH3-Z2 | 101100 | June,28,15 | 1 Year |

2.7.2. For radiated emission test(30-1000MHz)

| Equipment | Manufacturer | Model No. | Serial No. | Last Cal. | Next Cal. |
|-------------------|-----------------|-----------|----------------|------------|-----------|
| EMI Test Receiver | Rohde & Schwarz | ESVS10 | 100004 | June,28,15 | 1 Year |
| Spectrum Analyzer | Agilent | E4411B | MY5014069 7 | June,28,15 | 1 Year |
| Bilog Antenna | Teseq | CBL 6111D | 27090 | June,28,15 | 1 Year |
| Signal Amplifier | Agilent | 310N | 187037 | June,28,15 | 1 Year |

2.7.3. For radiated emission test(above 1GHz)

| Equipment | Manufacturer | Model No. | Serial No. | Last Cal. | Next Cal. |
|-------------------|----------------|-------------|-------------------|------------|-----------|
| Horn Antenna | SCHWARZ ECK | BBHA 9120 D | BBHA9120D1 002 | June,28,15 | 1 Year |
| Signal Amplifier | SCHWARZ ECK | BBV9718 | 9718-212 | June,28,15 | 1 Year |
| Spectrum Analyzer | Agilent | E4408B | MY44211139 | June,28,15 | 1 Year |
| RF Cable | Hubersuhner | RG 214/U | 513423 | June,28,15 | 1 Year |

3 POWER LINE CONDUCTED EMISSION TEST

3.1. Limit

| Frequency | Maximum RF Line Voltage | |
|-----------------|----------------------------------|-------------------------------|
| | Quasi-Peak Level dB(μ V) | Average Level dB(μ V) |
| 150kHz ~ 500kHz | 66 ~ 56* | 56 ~ 46* |
| 500kHz ~ 5MHz | 56 | 46 |
| 5MHz ~ 30MHz | 60 | 50 |

Notes: 1. * Decreasing linearly with logarithm of frequency.

2. The lower limit shall apply at the transition frequencies.

3.3 Test Procedure

The EUT was placed on a non-metallic table, 80 cm above the ground plane. The EUT Power connected to the power mains through a line impedance stabilization network (L.I.S.N. 1#). This provides a 50 ohm coupling impedance for the EUT (Please refer the block diagram of the test setup and photographs). The AC line are checked to find out the maximum conducted emission. In order to find the maximum emission levels, the relative positions of equipment and all of the interface cables shall be changed according to ANSI C63.10: 2013 on Conducted Emission Test.

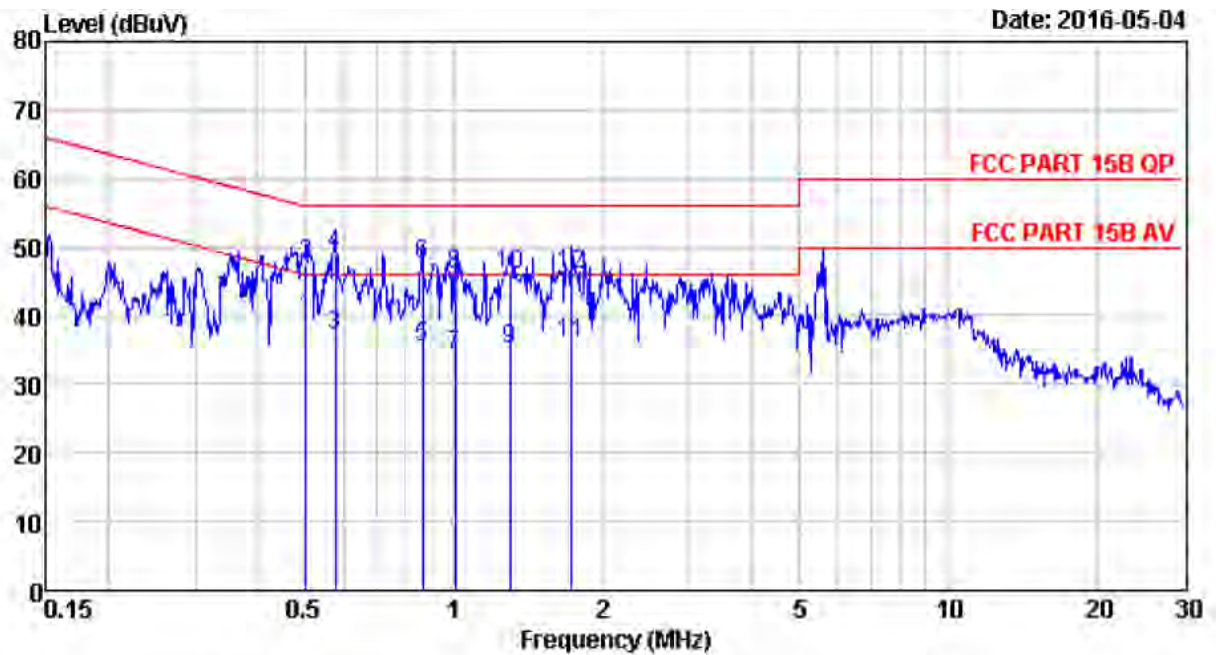
The bandwidth of test receiver (R & S ESHS30) is set at 10kHz.

The frequency range from 150kHz to 30MHz is checked.

3.4. Test Result

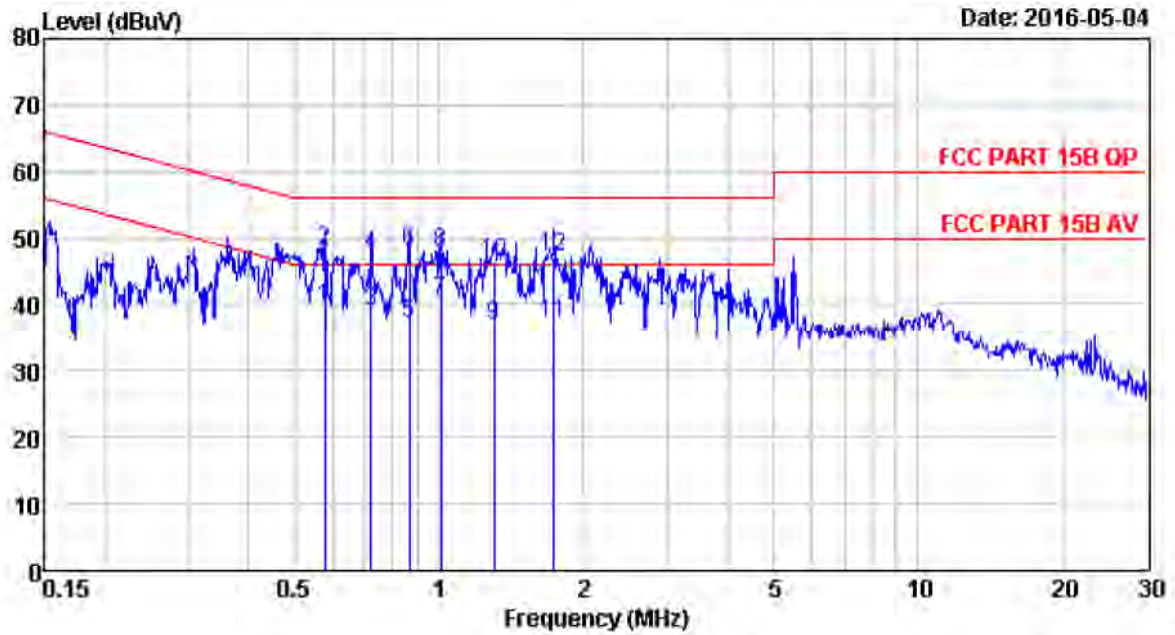
PASS. (All emissions not reported below are too low against the prescribed limits.)

3.5. Test data



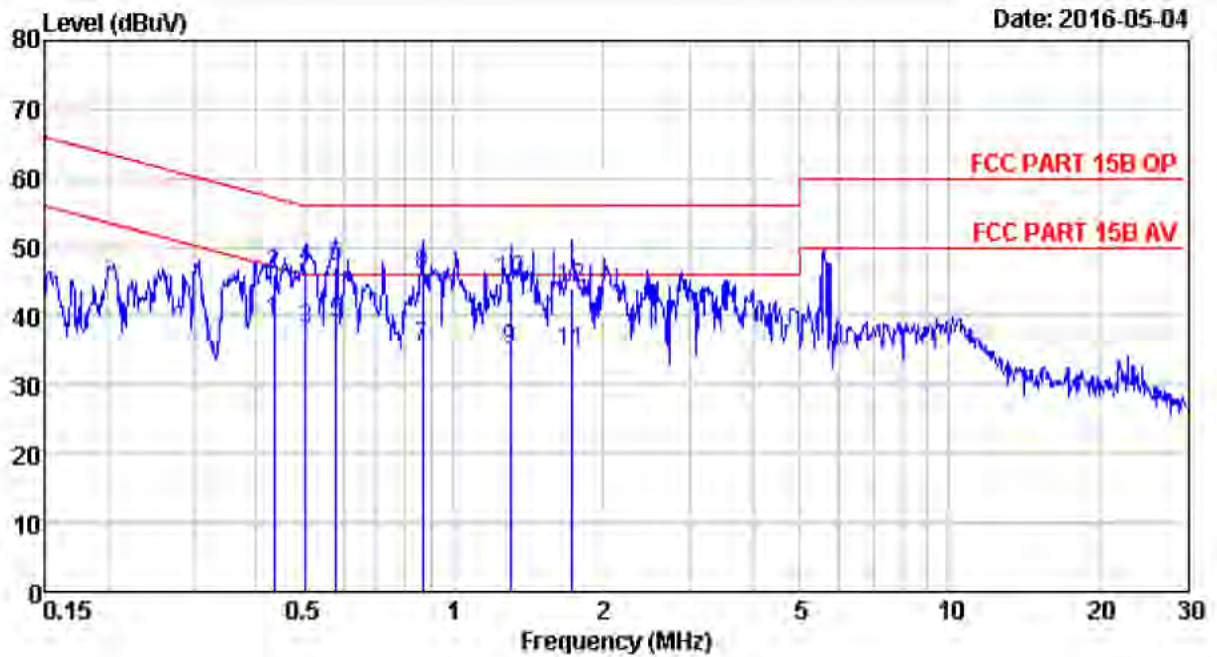
Site no. : 844 Shield Room Data no. : 73
 Dis. / Ant. : -----antenna Ant. pol. : NEUTRAL
 Limit : FCC PART 15B QP
 Env. / Ins. : Temp:25.3°C Humi:58% Press:101.50kPa
 Engineer : Tony
 EUT : OTT Multi-media Box
 Power : DC 12V From Adapter Input AC 240V/50Hz
 M/N : TFD-36-CA
 Test Mode : TX Mode

| | Freq. (MHz) | ANT Factor (dB/m) | Cable Loss (dB) | Reading (dBuV) | Emission Level (dBuV/m) | Limit (dBuV/m) | Margin (dB) | Remark |
|----|----------------|-------------------------|-----------------------|-------------------|-------------------------------|-------------------|----------------|---------|
| 1 | 0.50 | 9.59 | 9.81 | 20.08 | 39.48 | 46.00 | 6.52 | Average |
| 2 | 0.50 | 9.59 | 9.81 | 28.01 | 47.41 | 56.00 | 8.59 | QP |
| 3 | 0.58 | 9.61 | 9.82 | 17.68 | 37.11 | 46.00 | 8.89 | Average |
| 4 | 0.58 | 9.61 | 9.82 | 29.71 | 49.14 | 56.00 | 6.86 | QP |
| 5 | 0.87 | 9.62 | 9.82 | 15.98 | 35.42 | 46.00 | 10.58 | Average |
| 6 | 0.87 | 9.62 | 9.82 | 27.95 | 47.39 | 56.00 | 8.61 | QP |
| 7 | 1.00 | 9.61 | 9.83 | 14.85 | 34.29 | 46.00 | 11.71 | Average |
| 8 | 1.00 | 9.61 | 9.83 | 26.61 | 46.05 | 56.00 | 9.95 | QP |
| 9 | 1.30 | 9.61 | 9.82 | 15.83 | 35.26 | 46.00 | 10.74 | Average |
| 10 | 1.30 | 9.61 | 9.82 | 26.56 | 45.99 | 56.00 | 10.01 | QP |
| 11 | 1.73 | 9.62 | 9.82 | 16.45 | 35.89 | 46.00 | 10.11 | Average |
| 12 | 1.73 | 9.62 | 9.82 | 26.62 | 46.06 | 56.00 | 9.94 | QP |



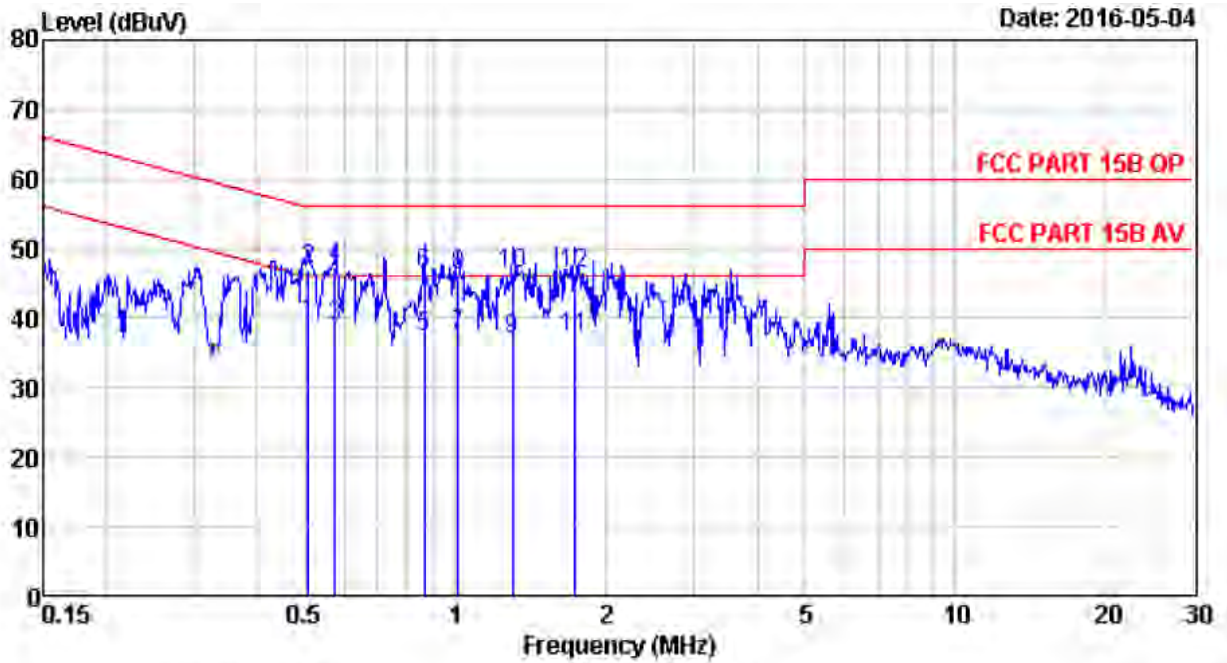
Site no. : 844 Shield Room Data no. : 75
 Dis. / Ant. : -----antenna Ant. pol. : LINE
 Limit : FCC PART 15B QP
 Env. / Ins. : Temp:25.3'C Humi:58% Press:101.50kPa
 Engineer : Tony
 EUT : OTT Multi-media Box
 Power : DC 12V From Adapter Input AC 240V/50Hz
 M/N : TFD-36-CA
 Test Mode : TX Mode

| | Freq. (MHz) | ANT Factor (dB/m) | Cable Loss (dB) | Reading (dBuV) | Emission Level (dBuV/m) | Limit (dBuV/m) | Margin (dB) | Remark |
|----|----------------|-------------------------|-----------------------|-------------------|-------------------------------|-------------------|----------------|---------|
| 1 | 0.58 | 9.60 | 9.82 | 20.25 | 39.67 | 46.00 | 6.33 | Average |
| 2 | 0.58 | 9.60 | 9.82 | 28.60 | 48.02 | 56.00 | 7.98 | QP |
| 3 | 0.72 | 9.59 | 9.81 | 19.56 | 38.96 | 46.00 | 7.04 | Average |
| 4 | 0.72 | 9.59 | 9.81 | 28.06 | 47.46 | 56.00 | 8.54 | QP |
| 5 | 0.87 | 9.62 | 9.82 | 17.85 | 37.29 | 46.00 | 8.71 | Average |
| 6 | 0.87 | 9.62 | 9.82 | 28.67 | 48.11 | 56.00 | 7.89 | QP |
| 7 | 1.00 | 9.64 | 9.83 | 20.85 | 40.32 | 46.00 | 5.68 | Average |
| 8 | 1.00 | 9.64 | 9.83 | 28.22 | 47.69 | 56.00 | 8.31 | QP |
| 9 | 1.30 | 9.63 | 9.82 | 17.33 | 36.78 | 46.00 | 9.22 | Average |
| 10 | 1.30 | 9.63 | 9.82 | 26.88 | 46.33 | 56.00 | 9.67 | QP |
| 11 | 1.73 | 9.62 | 9.82 | 17.64 | 37.08 | 46.00 | 8.92 | Average |
| 12 | 1.73 | 9.62 | 9.82 | 27.82 | 47.26 | 56.00 | 8.74 | QP |



Site no. : 844 Shield Room Data no. : 69
 Dis. / Ant. : -----antenna Ant. pol. : NEUTRAL
 Limit : FCC PART 15B QP
 Env. / Ins. : Temp:25.3°C Humi:58% Press:101.50kPa
 Engineer : Tony
 EUT : OTT Multi-media Box
 Power : DC 12V From Adapter Input AC 120V/60Hz
 M/N : TFD-36-CA
 Test Mode : TX Mode

| | Freq. (MHz) | ANT Factor (dB/m) | Cable Loss (dB) | Reading (dBuV) | Emission Level (dBuV/m) | Limit (dBuV/m) | Margin (dB) | Remark |
|----|----------------|-------------------------|-----------------------|-------------------|-------------------------------|-------------------|----------------|---------|
| 1 | 0.43 | 9.59 | 9.81 | 19.94 | 39.34 | 47.20 | 7.86 | Average |
| 2 | 0.43 | 9.59 | 9.81 | 26.79 | 46.19 | 57.20 | 11.01 | QP |
| 3 | 0.50 | 9.59 | 9.81 | 18.68 | 38.08 | 46.00 | 7.92 | Average |
| 4 | 0.50 | 9.59 | 9.81 | 27.67 | 47.07 | 56.00 | 8.93 | QP |
| 5 | 0.58 | 9.61 | 9.82 | 19.68 | 39.11 | 46.00 | 6.89 | Average |
| 6 | 0.58 | 9.61 | 9.82 | 27.87 | 47.30 | 56.00 | 8.70 | QP |
| 7 | 0.87 | 9.62 | 9.82 | 15.98 | 35.42 | 46.00 | 10.58 | Average |
| 8 | 0.87 | 9.62 | 9.82 | 26.63 | 46.07 | 56.00 | 9.93 | QP |
| 9 | 1.30 | 9.61 | 9.82 | 15.83 | 35.26 | 46.00 | 10.74 | Average |
| 10 | 1.30 | 9.61 | 9.82 | 25.82 | 45.25 | 56.00 | 10.75 | QP |
| 11 | 1.73 | 9.62 | 9.82 | 15.45 | 34.89 | 46.00 | 11.11 | Average |
| 12 | 1.73 | 9.62 | 9.82 | 24.60 | 44.04 | 56.00 | 11.96 | QP |



Date: 2016-05-04

Site no. : 844 Shield Room Data no. : 71
 Dis. / Ant. : -----antenna Ant. pol. : LINE
 Limit : FCC PART 15B QP
 Env. / Ins. : Temp:25.3'C Humi:58% Press:101.50kPa
 Engineer : Tony
 EUT : DTT Multi-media Box
 Power : DC 12V From Adapter Input AC 120V/60Hz
 M/N : TFD-36-CA
 Test Mode : TX Mode

| | Freq. (MHz) | ANT Factor (dB/m) | Cable Loss (dB) | Reading (dBUV) | Emission Level (dBUV/m) | Limit (dBUV/m) | Margin (dB) | Remark |
|----|----------------|-------------------------|-----------------------|-------------------|-------------------------------|-------------------|----------------|---------|
| 1 | 0.51 | 9.61 | 9.81 | 19.70 | 39.12 | 46.00 | 6.88 | Average |
| 2 | 0.51 | 9.61 | 9.81 | 27.41 | 46.83 | 56.00 | 9.17 | QP |
| 3 | 0.57 | 9.60 | 9.82 | 19.21 | 38.63 | 46.00 | 7.37 | Average |
| 4 | 0.57 | 9.60 | 9.82 | 27.76 | 47.18 | 56.00 | 8.82 | QP |
| 5 | 0.87 | 9.62 | 9.82 | 17.85 | 37.29 | 46.00 | 8.71 | Average |
| 6 | 0.87 | 9.62 | 9.82 | 26.97 | 46.41 | 56.00 | 9.59 | QP |
| 7 | 1.01 | 9.64 | 9.83 | 17.89 | 37.36 | 46.00 | 8.64 | Average |
| 8 | 1.01 | 9.64 | 9.83 | 26.70 | 46.17 | 56.00 | 9.83 | QP |
| 9 | 1.30 | 9.63 | 9.82 | 17.33 | 36.78 | 46.00 | 9.22 | Average |
| 10 | 1.30 | 9.63 | 9.82 | 26.80 | 46.25 | 56.00 | 9.75 | QP |
| 11 | 1.73 | 9.62 | 9.82 | 17.64 | 37.08 | 46.00 | 8.92 | Average |
| 12 | 1.73 | 9.62 | 9.82 | 26.76 | 46.20 | 56.00 | 9.80 | QP |



4 RADIATED EMISSION TEST

4.1 Limit

4.1.1 15.209 limits

| FREQUENCY MHz | DISTANCE Meters | FIELD STRENGTHS LIMIT | |
|------------------|--------------------|---|----------|
| | | μV/m | dB(μV)/m |
| 30 ~ 88 | 3 | 100 | 40.0 |
| 88 ~ 216 | 3 | 150 | 43.5 |
| 216 ~ 960 | 3 | 200 | 46.0 |
| 960 ~ 1000 | 3 | 500 | 54.0 |
| Above 1000 | 3 | 74.0 dB(μV)/m (Peak) 54.0 dB(μV)/m (Average) | |

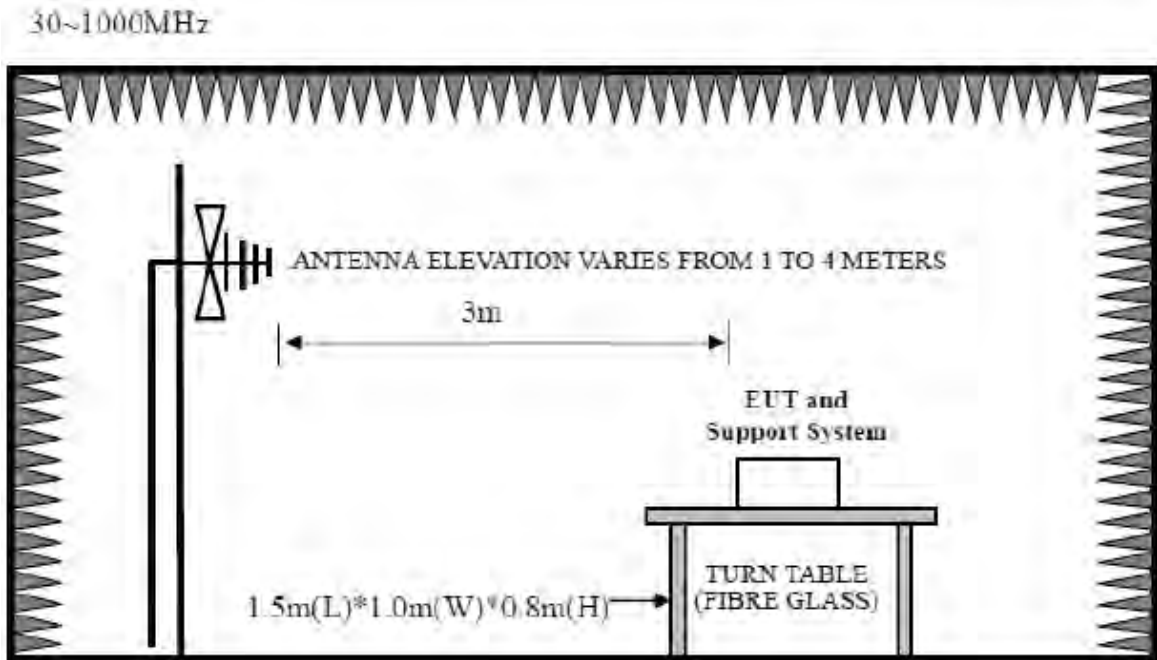
- Remark : (1) Emission level dBμV = 20 log Emission level μV/m
 (2) The smaller limit shall apply at the cross point between two frequency bands.
 (3) Distance is the distance in meters between the measuring instrument, antenna and the closest point of any part of the device or system.

4.1.2 15.205 Restricted bands of operation

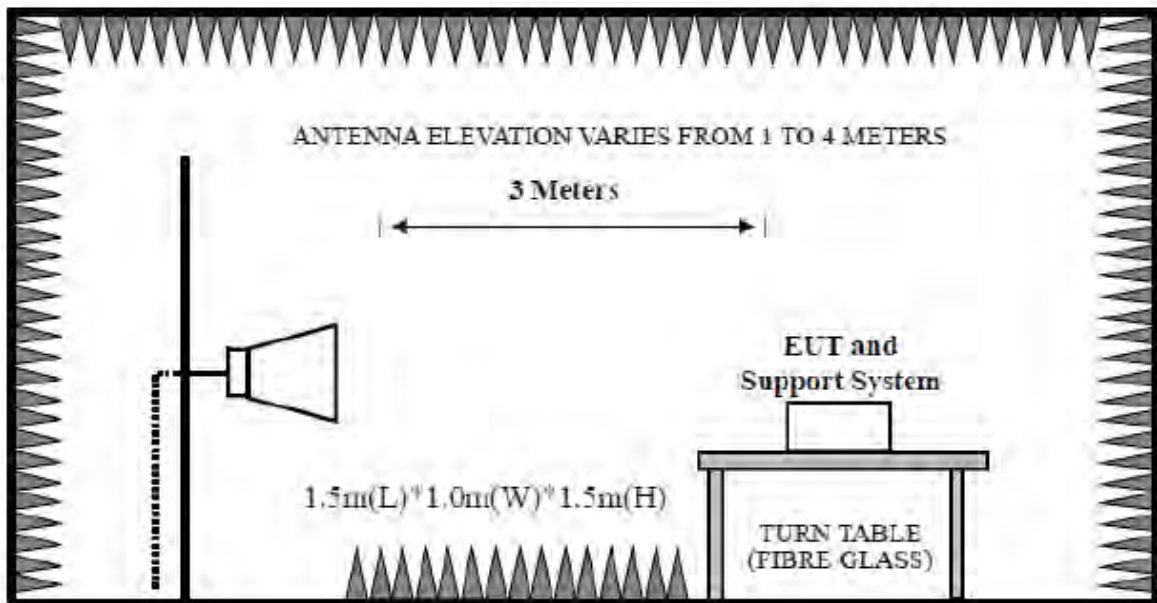
| MHz | MHz | MHz | GHz |
|----------------------------|-----------------------|-----------------|------------------|
| 0.090 - 0.110 | 16.42 - 16.423 | 399.9 - 410 | 4.5 - 5.15 |
| ¹ 0.495 - 0.505 | 16.69475 - 16.69525 | 608 - 614 | 5.35 - 5.46 |
| 2.1735 - 2.1905 | 16.80425 - 16.80475 | 960 - 1240 | 7.25 - 7.75 |
| 4.125 - 4.128 | 25.5 - 25.67 | 1300 - 1427 | 8.025 - 8.5 |
| 4.17725 - 4.17775 | 37.5 - 38.25 | 1435 - 1626.5 | 9.0 - 9.2 |
| 4.20725 - 4.20775 | 73 - 74.6 | 1645.5 - 1646.5 | 9.3 - 9.5 |
| 6.215 - 6.218 | 74.8 - 75.2 | 1660 - 1710 | 10.6 - 12.7 |
| 6.26775 - 6.26825 | 108 - 121.94 | 1718.8 - 1722.2 | 13.25 - 13.4 |
| 6.31175 - 6.31225 | 123 - 138 | 2200 - 2300 | 14.47 - 14.5 |
| 8.291 - 8.294 | 149.9 - 150.05 | 2310 - 2390 | 15.35 - 16.2 |
| 8.362 - 8.366 | 156.52475 - 156.52525 | 2483.5 - 2500 | 17.7 - 21.4 |
| 8.37625 - 8.38675 | 156.7 - 156.9 | 2690 - 2900 | 22.01 - 23.12 |
| 8.41425 - 8.41475 | 162.0125 - 167.17 | 3260 - 3267 | 23.6 - 24.0 |
| 12.29 - 12.293 | 167.72 - 173.2 | 3332 - 3339 | 31.2 - 31.8 |
| 12.51975 - 12.52025 | 240 - 285 | 3345.8 - 3358 | 36.43 - 36.5 |
| 12.57675 - 12.57725 | 322 - 335.4 | 3600 - 4400 | (²) |

All the emissions appearing within 15.205 restricted frequency bands shall not exceed the limits shown in 15.209, all the other emissions shall be at least 20dB below the fundamental emissions, or comply with 15.209 limits.

4.2. Block Diagram of Test setup



Above 1GHz



4.3. Test Procedure

EUT was placed on a turn table, which is 0.8 meter high above ground for 30~1000MHz test, and which is 1.5 meter high above ground for above 1GHz test. The turn table can rotate 360 degrees to determine the position of the maximum emission level. Power on the EUT and let it working in test mode, then test it. EUT is set 3 meters away from the receiving antenna, which is mounted on a antenna tower. The antenna can be moved up and down between 1 meter and 4 meters to find out the maximum emission level. Broadband antenna (calibrated bilog antenna) is used as receiving antenna. Both horizontal and vertical polarization of the antenna are set on test.

The bandwidth of the EMI test receiver is set at 120kHz for frequency range from 30MHz to 1000 MHz.

The bandwidth of the Spectrum's VBW is set at 3MHz and RBW is set at 1MHz for peak emissions measurement above 1GHz and 1MHz RBW, 10Hz VBW for average emissions measure above 1GHz

PEAK detector, 1MHz/1MHz for PAEK measurement,
PEAK detector, 1MHz/10Hz for Average measurement

The frequency range from 30MHz to 10th harmonic (25GHz) are checked.

4.4. Test Result

PASS.

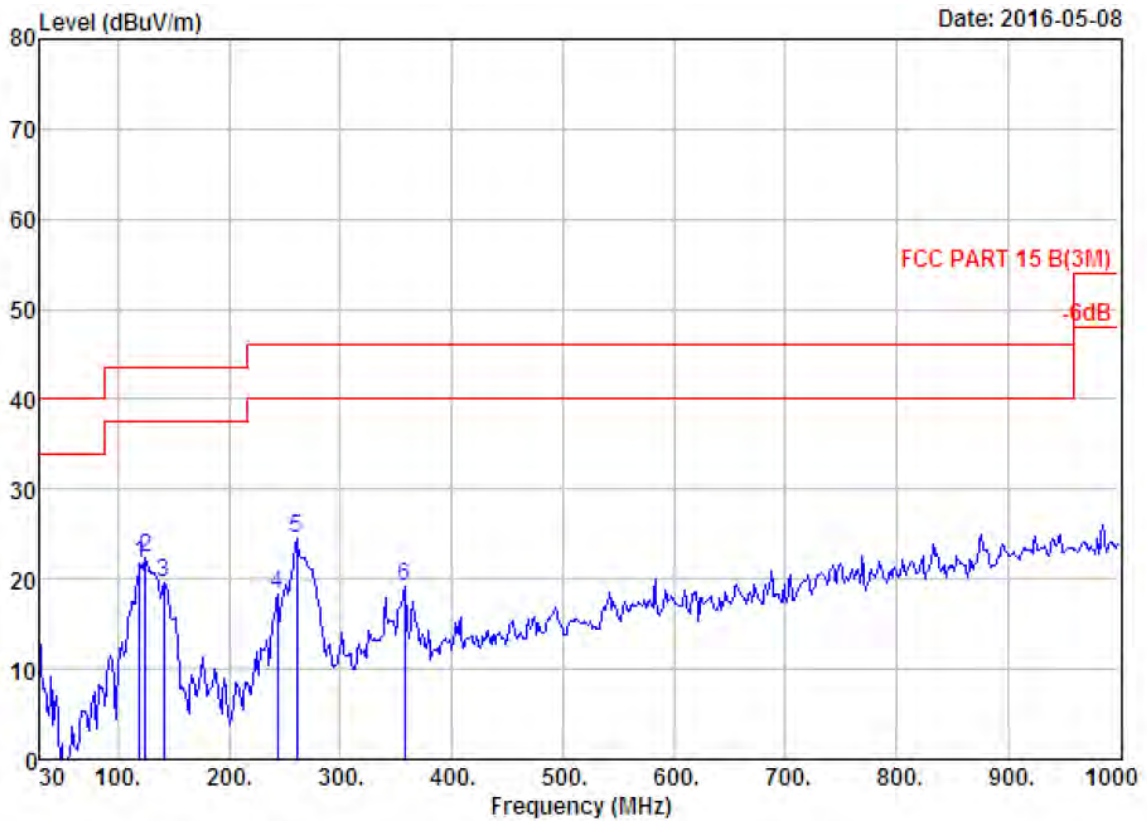
All the emissions from 30MHz to 25 GHz were comply with 15.209 limits.

Note: 1、 For emissions above 1GHz, if peak level comply with average limit, then the average level is deemed to comply with average limit.

2、 The frequency 2412MHz 、 2422MHz、 2442MHz、 2462MHz and 2472 MHz is fundamental frequency which no limit, the limit on plots is automatically generated by the software, it's not fundamental limit, we can't remove it.

4.5. Test Data

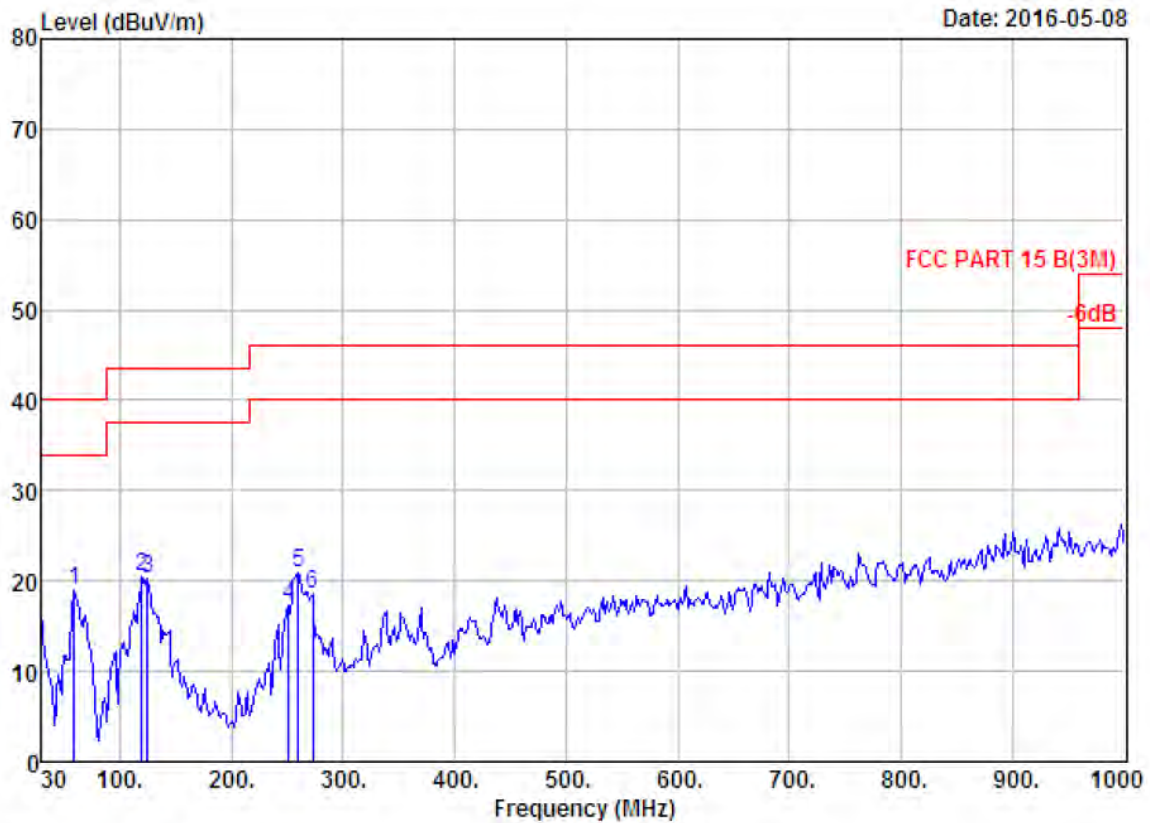
30-1000 MHz



```

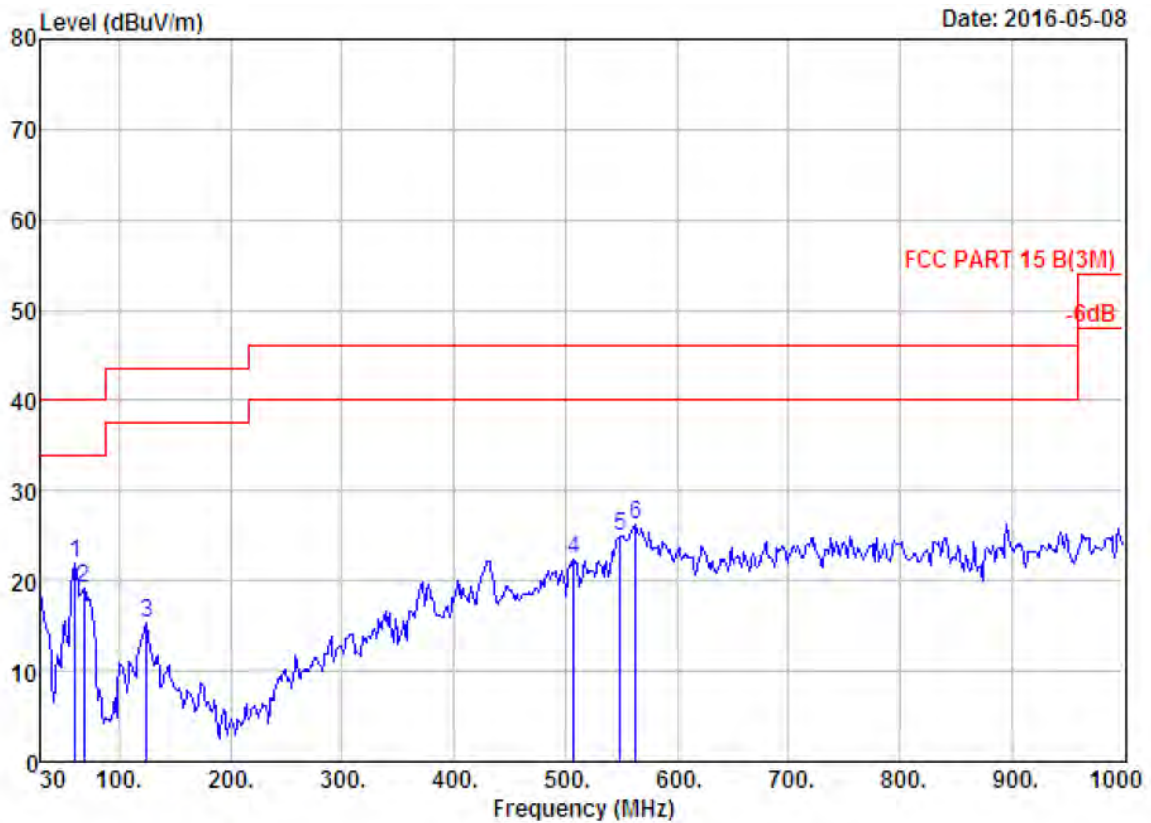
Site no.       : 966 1# chamber           Data no.      : 63
Dis. / Ant.   : 3m 27137                 Ant. pol.    : HORIZONTAL
Limit        : FCC PART 15 B(3M)
Env. / Ins.   : Temp:23.6';Humi:56%;Press:101.52kPa
Engineer     : Tony
EUI          : OTT Multi-media Box
Power        : DC 12V Form Adapter Input AC 120V/60Hz
M/N         : IFD-36-CA
Test Mode    : IEEE 802.11b HT20 CH1 2412TX
    
```

| | Freq. (MHz) | Ant. Factor (dB/m) | Cable Loss (dB) | Reading (dBuV) | Emission Level (dBuV/m) | Limits (dBuV/m) | Margin (dB) | Remark |
|---|----------------|--------------------------|-----------------------|-------------------|-------------------------------|--------------------|----------------|--------|
| 1 | 119.24 | 11.11 | 1.42 | 9.29 | 21.82 | 43.50 | 21.68 | QP |
| 2 | 125.06 | 11.35 | 1.52 | 9.53 | 22.40 | 43.50 | 21.10 | QP |
| 3 | 141.55 | 11.36 | 1.51 | 6.69 | 19.56 | 43.50 | 23.94 | QP |
| 4 | 243.40 | 10.78 | 2.14 | 5.50 | 18.42 | 46.00 | 27.58 | QP |
| 5 | 260.86 | 12.96 | 2.22 | 9.33 | 24.51 | 46.00 | 21.49 | QP |
| 6 | 357.86 | 14.45 | 2.56 | 2.09 | 19.10 | 46.00 | 26.90 | QP |



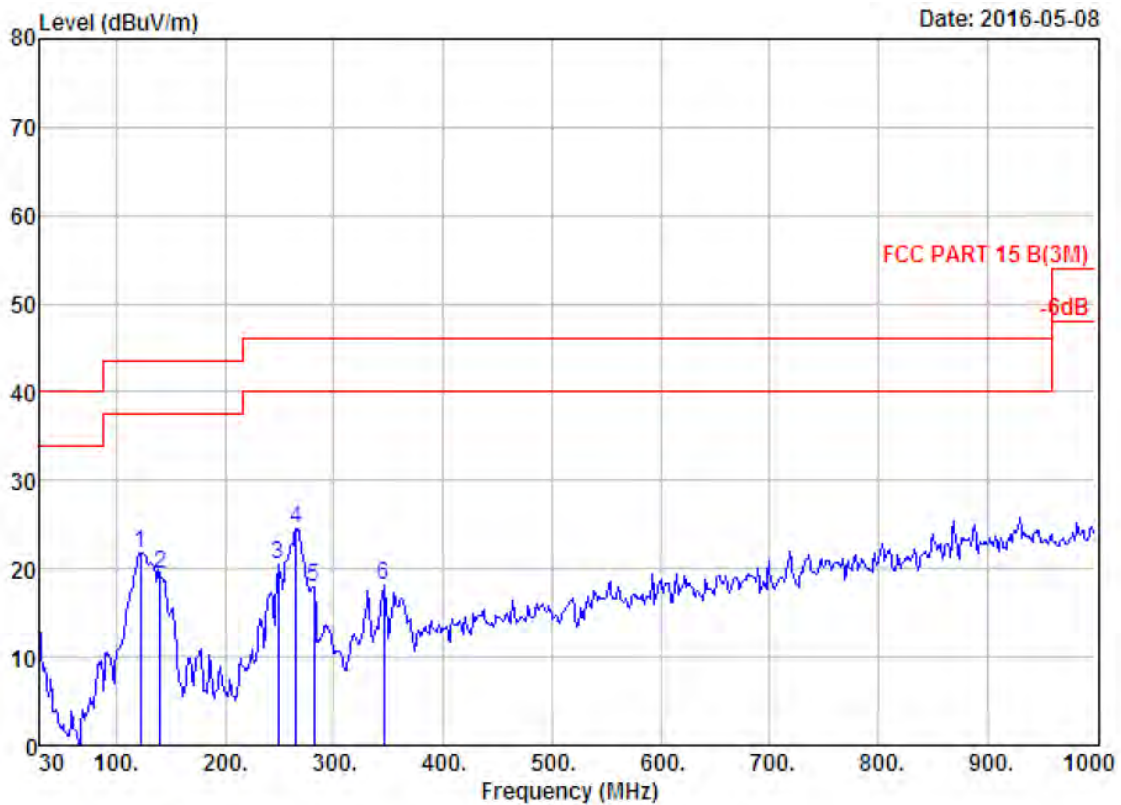
Site no. : 966 1# chamber Data no. : 64
 Dis. / Ant. : 3m 27137 Ant. pol. : VERTICAL
 Limit : FCC PART 15 B(3M)
 Env. / Ins. : Temp:23.6';Humi:56%;Press:101.52kPa
 Engineer : Tony
 EUT : OTT Multi-media Box
 Power : DC 12V Form Adapter Input AC 120V/60Hz
 M/N : TFD-36-CA
 Test Mode : IEEE 802.11b HT20 CH1 2412TX

| | Freq. (MHz) | Ant. Factor (dB/m) | Cable Loss (dB) | Reading (dBuV) | Emission Level (dBuV/m) | Limit (dBuV/m) | Margin (dB) | Remark |
|---|----------------|--------------------------|-----------------------|-------------------|-------------------------------|-------------------|----------------|--------|
| 1 | 59.10 | 4.80 | 1.00 | 13.16 | 18.96 | 40.00 | 21.04 | QP |
| 2 | 119.24 | 11.11 | 1.42 | 7.85 | 20.38 | 43.50 | 23.12 | QP |
| 3 | 125.06 | 11.35 | 1.52 | 7.50 | 20.37 | 43.50 | 23.13 | QP |
| 4 | 251.16 | 11.94 | 2.15 | 3.17 | 17.26 | 46.00 | 28.74 | QP |
| 5 | 259.89 | 12.97 | 2.25 | 5.64 | 20.86 | 46.00 | 25.14 | QP |
| 6 | 272.50 | 12.46 | 2.26 | 3.91 | 18.63 | 46.00 | 27.37 | QP |



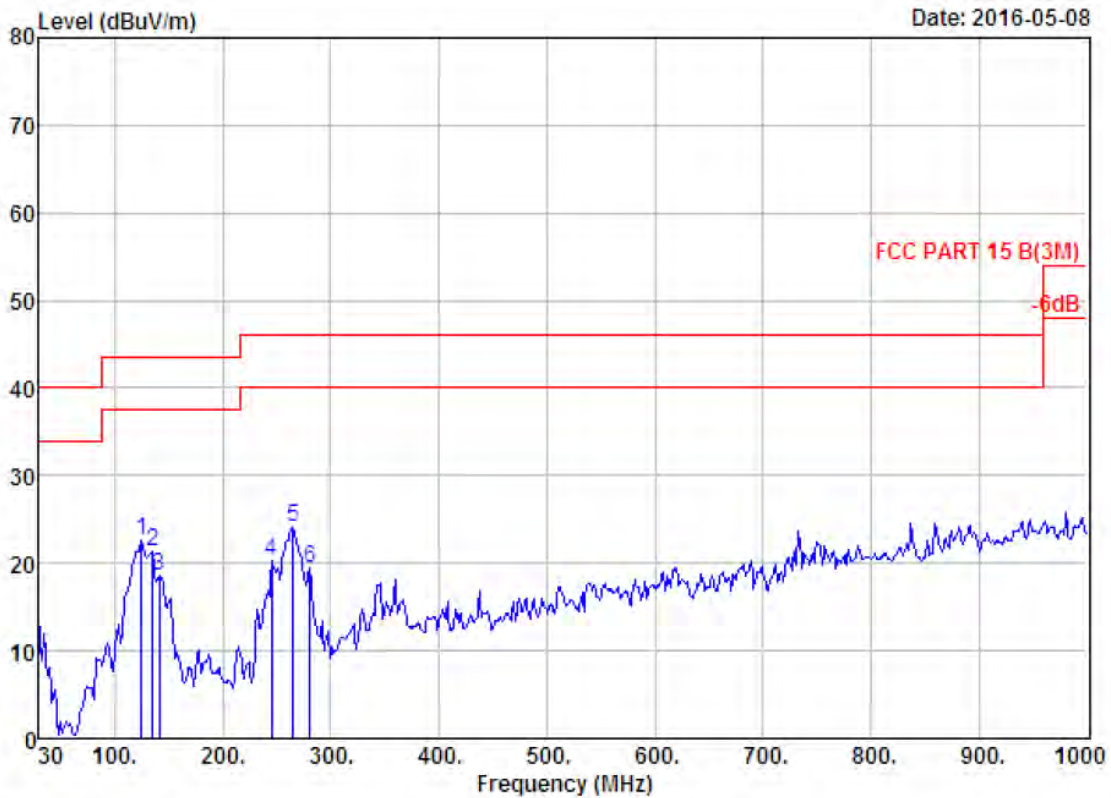
Site no. : 966 1# chamber Data no. : 65
 Dis. / Ant. : 3m 27137 Ant. pol. : VERTICAL
 Limit : FCC PART 15 B(3M)
 Env. / Ins. : Temp:23.6';Humi:56%;Press:101.52kPa
 Engineer : Tony
 EUT : OTT Multi-media Box
 Power : DC 12V Form Adapter Input AC 120V/60Hz
 M/N : TFD-36-CA
 Test Mode : IEEE 802.11b HT20 CH7 2442TX

| | Freq. (MHz) | Ant. Factor (dB/m) | Cable Loss (dB) | Reading (dBUV) | Emission Level (dBUV/m) | Limits (dBUV/m) | Margin (dB) | Remark |
|---|----------------|--------------------------|-----------------------|-------------------|-------------------------------|--------------------|----------------|--------|
| 1 | 61.04 | 4.74 | 0.94 | 16.35 | 22.03 | 40.00 | 17.97 | QP |
| 2 | 68.80 | 5.51 | 1.10 | 12.68 | 19.29 | 40.00 | 20.71 | QP |
| 3 | 125.06 | 11.35 | 1.52 | 2.55 | 15.42 | 43.50 | 28.08 | QP |
| 4 | 507.24 | 17.92 | 3.17 | 1.35 | 22.44 | 46.00 | 23.56 | QP |
| 5 | 548.95 | 19.45 | 3.26 | 2.27 | 24.98 | 46.00 | 21.02 | QP |
| 6 | 563.50 | 19.67 | 3.28 | 3.37 | 26.32 | 46.00 | 19.68 | QP |



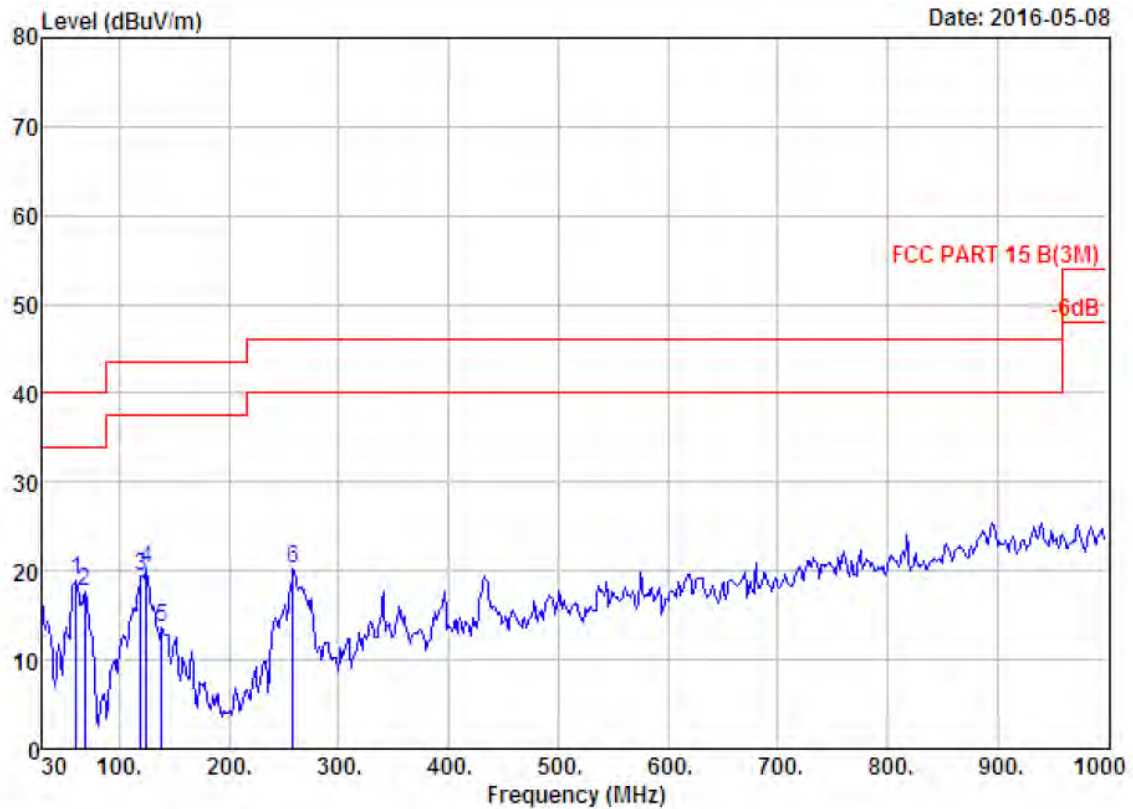
Site no. : 966 1# chamber Data no. : 66
 Dis. / Ant. : 3m 27137 Ant. pol. : HORIZONTAL
 Limit : FCC PART 15 B(3M)
 Env. / Ins. : Temp:23.6';Humi:56%;Press:101.52kPa
 Engineer : Tony
 EUT : OTT Multi-media Box
 Power : DC 12V Form Adapter Input AC 120V/60Hz
 M/N : TFD-36-CA
 Test Mode : IEEE 802.11b HT20 CH7 2442TX

| | Freq. (MHz) | Ant. Factor (dB/m) | Cable Loss (dB) | Reading (dBuV) | Emission Level (dBuV/m) | Limite (dBuV/m) | Margin (dB) | Remark |
|---|----------------|--------------------------|-----------------------|-------------------|-------------------------------|--------------------|----------------|--------|
| 1 | 122.15 | 11.24 | 1.45 | 9.13 | 21.82 | 43.50 | 21.68 | QP |
| 2 | 140.58 | 11.40 | 1.49 | 6.48 | 19.37 | 43.50 | 24.13 | QP |
| 3 | 248.25 | 11.52 | 2.13 | 6.89 | 20.54 | 46.00 | 25.46 | QP |
| 4 | 264.74 | 12.94 | 2.28 | 9.34 | 24.56 | 46.00 | 21.44 | QP |
| 5 | 281.23 | 12.41 | 2.32 | 3.22 | 17.95 | 46.00 | 28.05 | QP |
| 6 | 345.25 | 14.32 | 2.54 | 1.38 | 18.24 | 46.00 | 27.76 | QP |



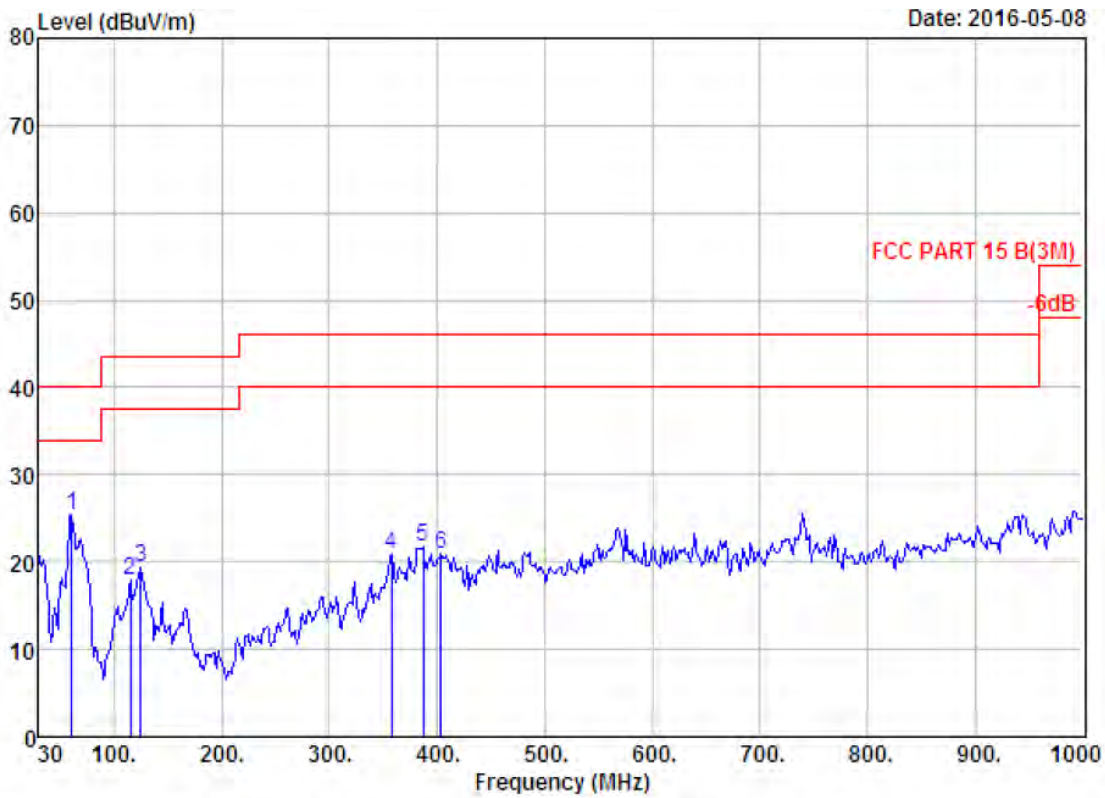
Site no. : 966 1# chamber Data no. : 67
 Dis. / Ant. : 3m 27137 Ant. pol. : HORIZONTAL
 Limit : FCC PART 15 B(3M)
 Env. / Ins. : Temp:23.6';Humi:56%;Press:101.52kPa
 Engineer : Tony
 EUT : OIT Multi-media Box
 Power : DC 12V Form Adapter Input AC 120V/60Hz
 M/N : IFD-36-CA
 Test Mode : IEEE 802.11b HT20 CH13 2472TX

| | Freq. (MHz) | Ant. Factor (dB/m) | Cable Loss (dB) | Reading (dBuV) | Emission Level (dBuV/m) | Limits (dBuV/m) | Margin (dB) | Remark |
|---|----------------|--------------------------|-----------------------|-------------------|-------------------------------|--------------------|----------------|--------|
| 1 | 125.06 | 11.35 | 1.52 | 9.79 | 22.66 | 43.50 | 20.84 | QP |
| 2 | 134.76 | 11.37 | 1.57 | 8.34 | 21.28 | 43.50 | 22.22 | QP |
| 3 | 141.55 | 11.36 | 1.51 | 5.69 | 18.56 | 43.50 | 24.94 | QP |
| 4 | 245.34 | 11.06 | 2.10 | 7.20 | 20.36 | 46.00 | 25.64 | QP |
| 5 | 264.74 | 12.94 | 2.28 | 8.78 | 24.00 | 46.00 | 22.00 | QP |
| 6 | 280.26 | 12.37 | 2.28 | 4.81 | 19.46 | 46.00 | 26.54 | QP |



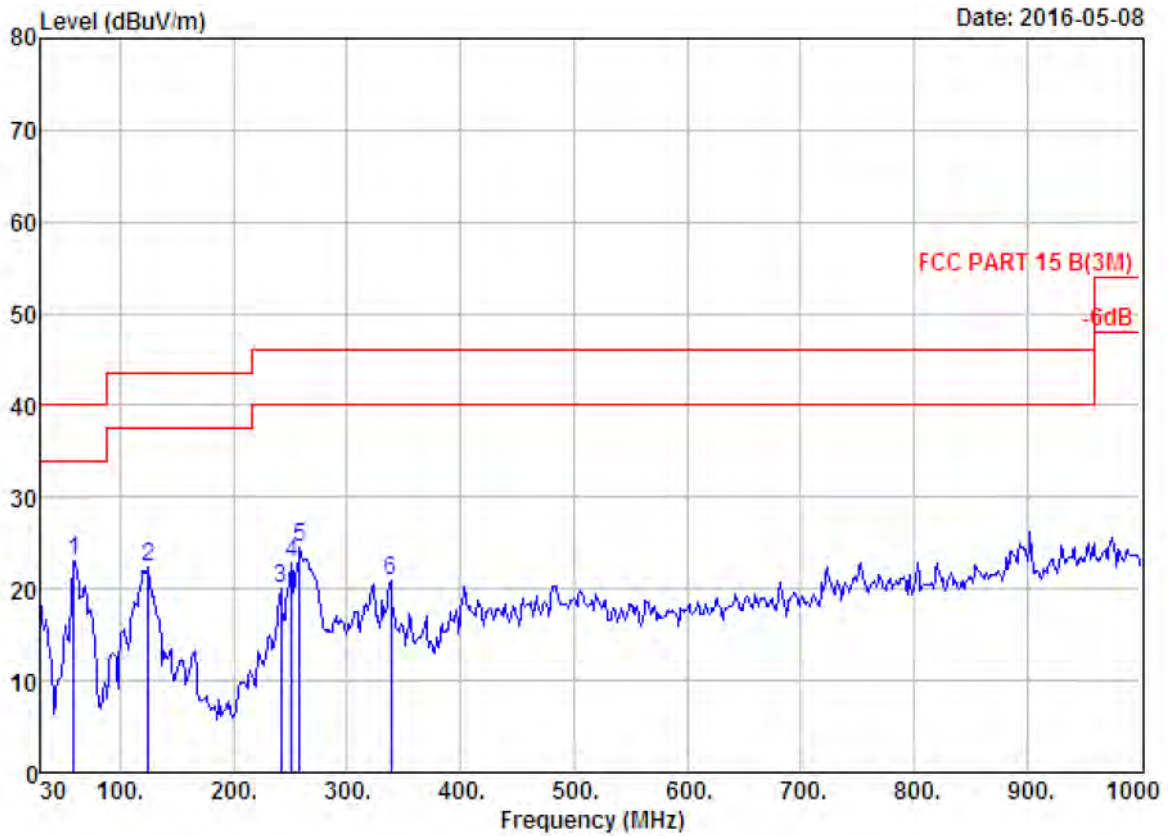
Site no. : 966 1# chamber Data no. : 68
 Dis. / Ant. : 3m 27137 Ant. pol. : VERTICAL
 Limit : FCC PART 15 B(3M)
 Env. / Ins. : Temp:23.6';Humi:56%;Press:101.52kPa
 Engineer : Tony
 EUT : OTT Multi-media Box
 Power : DC 12V Form Adapter Input AC 120V/60Hz
 M/N : TFD-36-CA
 Test Mode : IEEE 802.11b HT20 CH13 2472TX

| | Freq. (MHz) | Ant. Factor (dB/m) | Cable Loss (dB) | Reading (dBuV) | Emission Level (dBuV/m) | Limits (dBuV/m) | Margin (dB) | Remark |
|---|----------------|--------------------------|-----------------------|-------------------|-------------------------------|--------------------|----------------|--------|
| 1 | 61.04 | 4.74 | 0.94 | 13.33 | 19.01 | 40.00 | 20.99 | QP |
| 2 | 68.80 | 5.51 | 1.10 | 11.04 | 17.65 | 40.00 | 22.35 | QP |
| 3 | 119.24 | 11.11 | 1.42 | 6.94 | 19.47 | 43.50 | 24.03 | QP |
| 4 | 125.06 | 11.35 | 1.52 | 7.33 | 20.20 | 43.50 | 23.30 | QP |
| 5 | 138.64 | 11.42 | 1.54 | 0.73 | 13.69 | 43.50 | 29.81 | QP |
| 6 | 257.95 | 12.75 | 2.19 | 5.38 | 20.32 | 46.00 | 25.68 | QP |



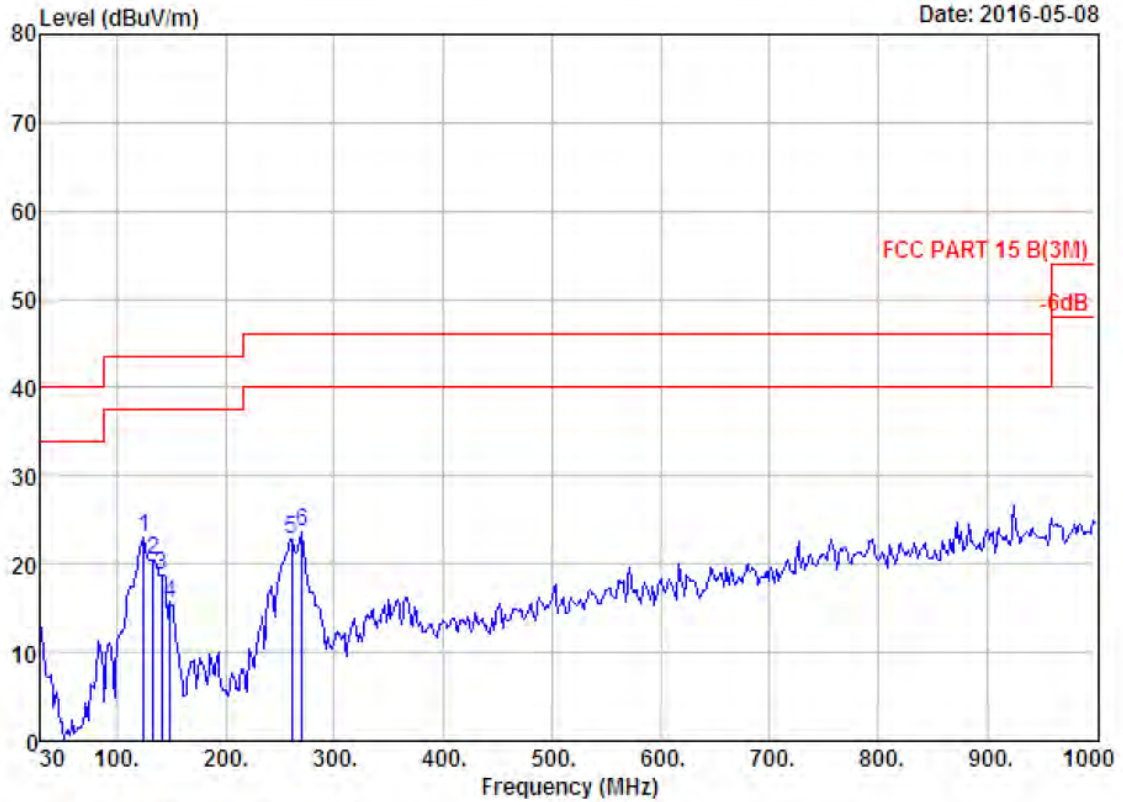
Site no. : 966 1# chamber Data no. : 69
 Dis. / Ant. : 3m 27137 Ant. pol. : VERTICAL
 Limit : FCC PART 15 B(3M)
 Env. / Ins. : Temp:23.6';Humi:56%;Press:101.52kPa
 Engineer : Tony
 EUT : OTI Multi-media Box
 Power : DC 12V Form Adapter Input AC 120V/60Hz
 M/N : TFD-36-CA
 Test Mode : IEEE 802.11g HT20 CH1 2412TX

| | Freq. (MHz) | Ant. Factor (dB/m) | Cable Loss (dB) | Reading (dBuV) | Emission Level (dBuV/m) | Limits (dBuV/m) | Margin (dB) | Remark |
|---|----------------|--------------------------|-----------------------|-------------------|-------------------------------|--------------------|----------------|--------|
| 1 | 61.04 | 4.74 | 0.94 | 19.70 | 25.38 | 40.00 | 14.62 | QP |
| 2 | 115.36 | 10.93 | 1.46 | 5.49 | 17.88 | 43.50 | 25.62 | QP |
| 3 | 125.06 | 11.35 | 1.52 | 6.58 | 19.45 | 43.50 | 24.05 | QP |
| 4 | 357.86 | 14.45 | 2.56 | 3.98 | 20.99 | 46.00 | 25.01 | QP |
| 5 | 386.96 | 15.42 | 2.65 | 3.63 | 21.70 | 46.00 | 24.30 | QP |
| 6 | 403.45 | 16.14 | 2.69 | 2.00 | 20.83 | 46.00 | 25.17 | QP |



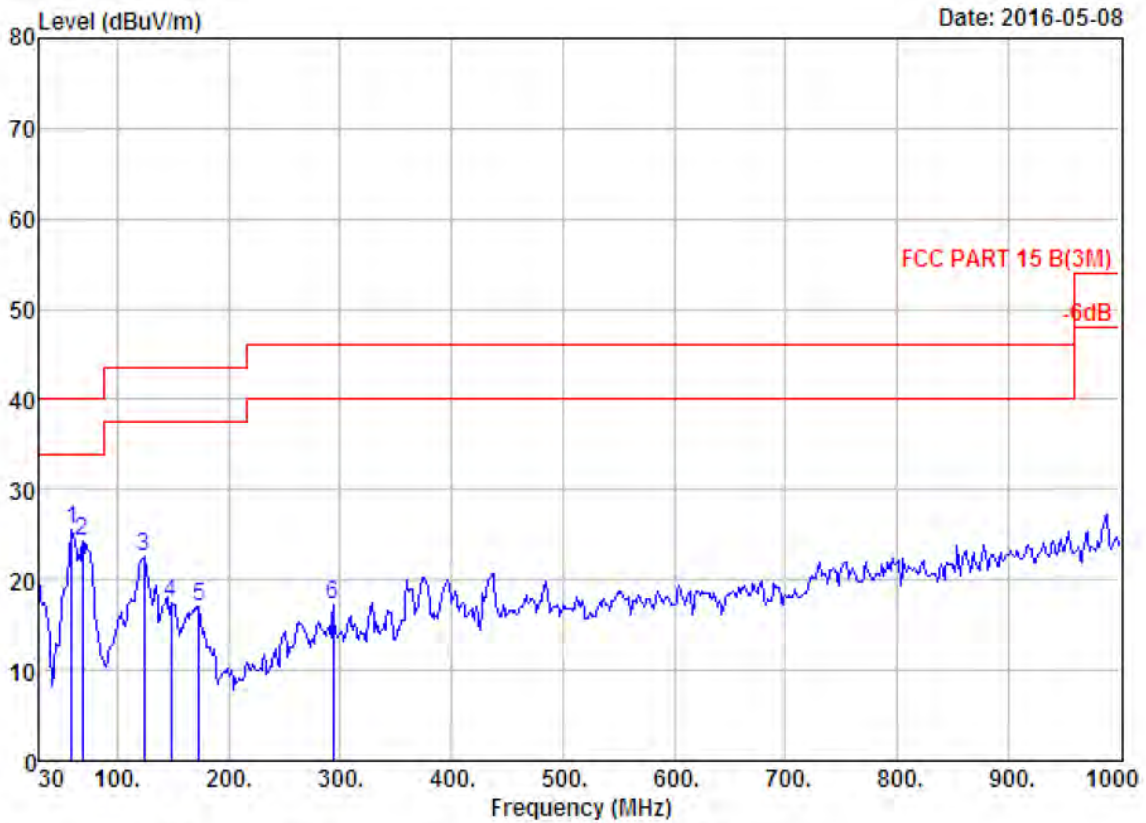
Site no. : 966 1# chamber Data no. : 70
 Dis. / Ant. : 3m 27137 Ant. pol. : HORIZONTAL
 Limit : FCC PART 15 B(3M)
 Env. / Ins. : Temp:23.6';Humi:56%;Press:101.52kPa
 Engineer : Tony
 EUT : OTT Multi-media Box
 Power : DC 12V Form Adapter Input AC 120V/60Hz
 M/N : IFD-36-CA
 Test Mode : IEEE 802.11g HT20 CH1 2412TX

| | Freq. (MHz) | Ant. Factor (dB/m) | Cable Loss (dB) | Reading (dBuV) | Emission Level (dBuV/m) | Limit (dBuV/m) | Margin (dB) | Remark |
|---|----------------|--------------------------|-----------------------|-------------------|-------------------------------|-------------------|----------------|--------|
| 1 | 59.10 | 4.80 | 1.00 | 17.35 | 23.15 | 40.00 | 16.85 | QP |
| 2 | 125.06 | 11.35 | 1.52 | 9.42 | 22.29 | 43.50 | 21.21 | QP |
| 3 | 241.46 | 10.50 | 2.14 | 7.36 | 20.00 | 46.00 | 26.00 | QP |
| 4 | 251.16 | 11.94 | 2.15 | 8.80 | 22.89 | 46.00 | 23.11 | QP |
| 5 | 257.95 | 12.75 | 2.19 | 9.59 | 24.53 | 46.00 | 21.47 | QP |
| 6 | 338.46 | 14.10 | 2.50 | 4.28 | 20.88 | 46.00 | 25.12 | QP |



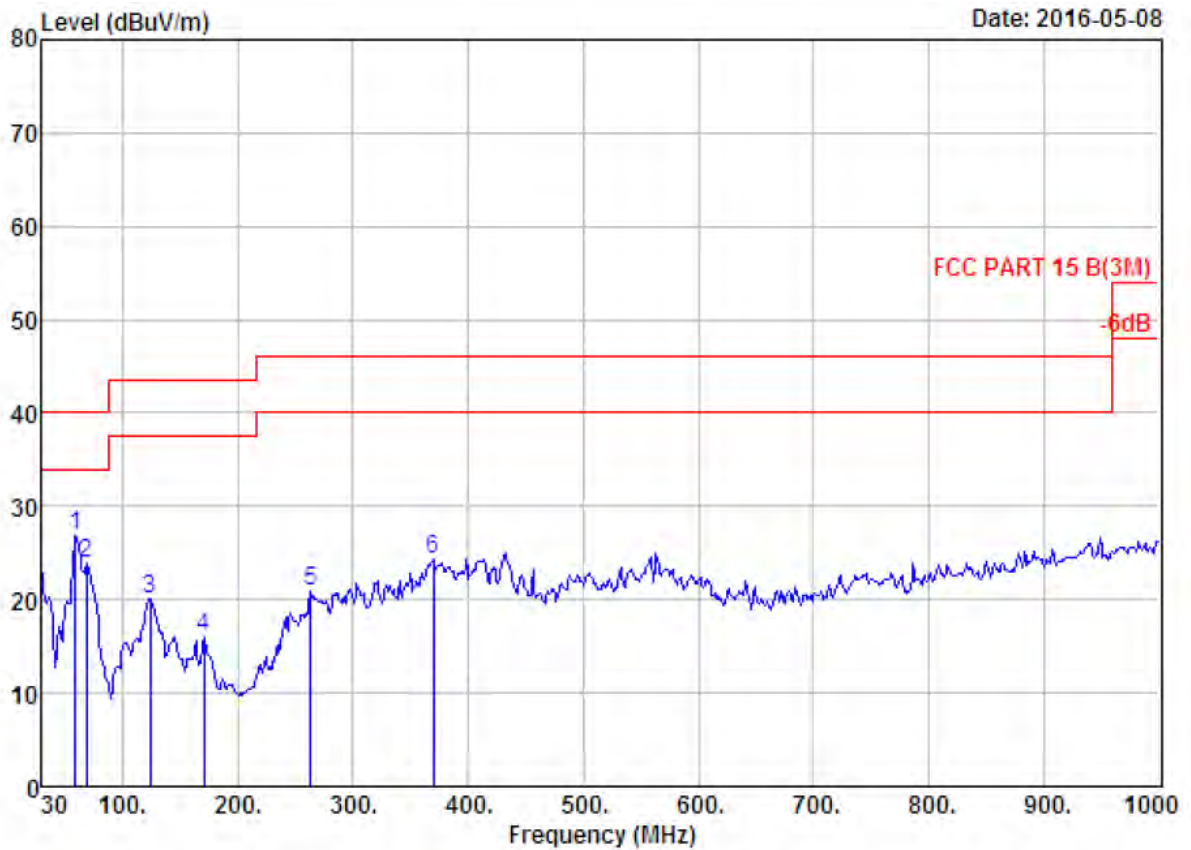
Site no. : 966 1# chamber Data no. : 71
 Dis. / Ant. : 3m 27137 Ant. pol. : HORIZONTAL
 Limit : FCC PART 15 B(3M)
 Env. / Ins. : Temp:23.6';Humi:56%;Press:101.52kPa
 Engineer : Tony
 EUT : OTI Multi-media Box
 Power : DC 12V Form Adapter Input AC 120V/60Hz
 M/N : IFD-36-CA
 Test Mode : IEEE 802.11g HT20 CH7 2442TX

| | Freq. (MHz) | Ant. Factor (dB/m) | Cable Loss (dB) | Reading (dBuV) | Emission Level (dBuV/m) | Limits (dBuV/m) | Margin (dB) | Remark |
|---|----------------|--------------------------|-----------------------|-------------------|-------------------------------|--------------------|----------------|--------|
| 1 | 125.06 | 11.35 | 1.52 | 10.23 | 23.10 | 43.50 | 20.40 | QP |
| 2 | 133.79 | 11.36 | 1.56 | 7.63 | 20.55 | 43.50 | 22.95 | QP |
| 3 | 141.55 | 11.36 | 1.51 | 5.95 | 18.82 | 43.50 | 24.68 | QP |
| 4 | 149.31 | 10.93 | 1.65 | 3.07 | 15.65 | 43.50 | 27.85 | QP |
| 5 | 260.86 | 12.96 | 2.22 | 7.68 | 22.86 | 46.00 | 23.14 | QP |
| 6 | 270.56 | 12.53 | 2.27 | 8.88 | 23.68 | 46.00 | 22.32 | QP |



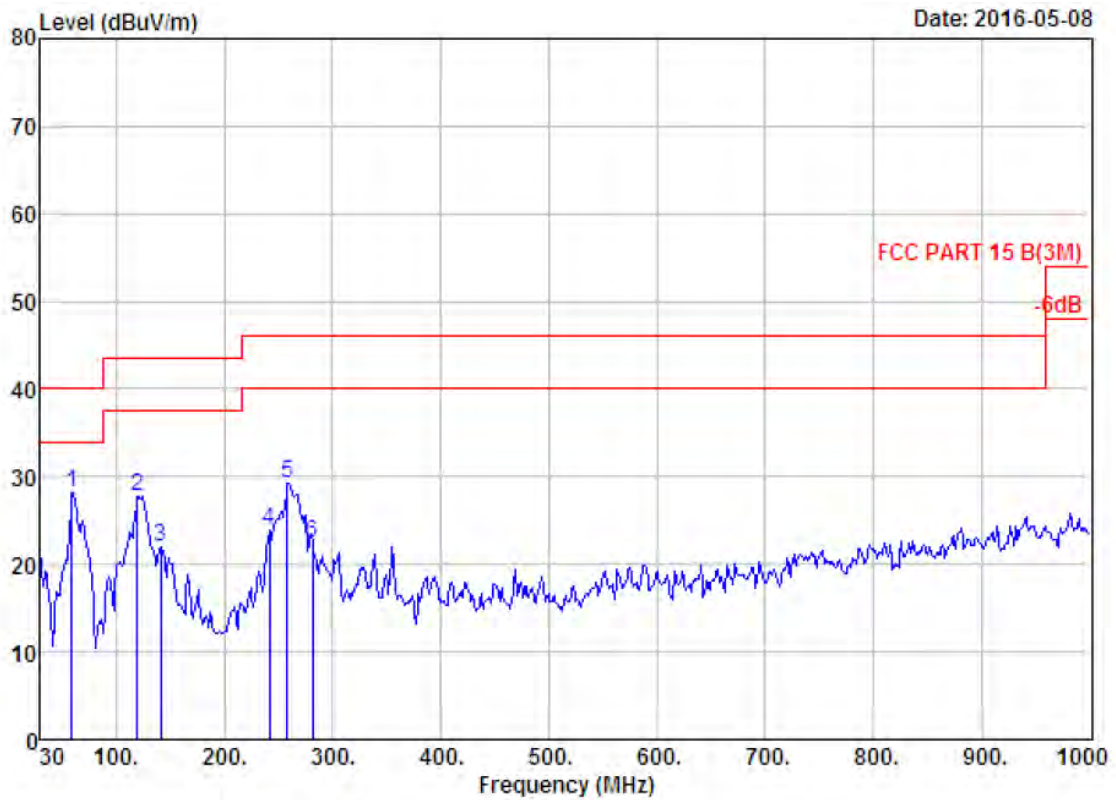
Site no. : 966 1# chamber Data no. : 72
 Dis. / Ant. : 3m 27137 Ant. pol. : VERTICAL
 Limit : FCC PART 15 B(3M)
 Env. / Ins. : Temp:23.6';Humi:56%;Press:101.52kPa
 Engineer : Tony
 EUT : OTI Multi-media Box
 Power : DC 12V Form Adapter Input AC 120V/60Hz
 M/N : TFD-36-CA
 Test Mode : IEEE 802.11g HT20 CH7 2442TX

| | Freq. (MHz) | Ant. Factor (dB/m) | Cable Loss (dB) | Reading (dBUV) | Emission Level (dBUV/m) | Limits (dBUV/m) | Margin (dB) | Remark |
|---|----------------|--------------------------|-----------------------|-------------------|-------------------------------|--------------------|----------------|--------|
| 1 | 59.10 | 4.80 | 1.00 | 19.71 | 25.51 | 40.00 | 14.49 | QP |
| 2 | 68.80 | 5.51 | 1.10 | 17.65 | 24.26 | 40.00 | 15.74 | QP |
| 3 | 124.09 | 11.31 | 1.53 | 9.74 | 22.58 | 43.50 | 20.92 | QP |
| 4 | 148.34 | 11.00 | 1.69 | 4.70 | 17.39 | 43.50 | 26.11 | QP |
| 5 | 173.56 | 9.03 | 1.68 | 6.46 | 17.17 | 43.50 | 26.33 | QP |
| 6 | 293.84 | 12.92 | 2.33 | 2.10 | 17.35 | 46.00 | 28.65 | QP |



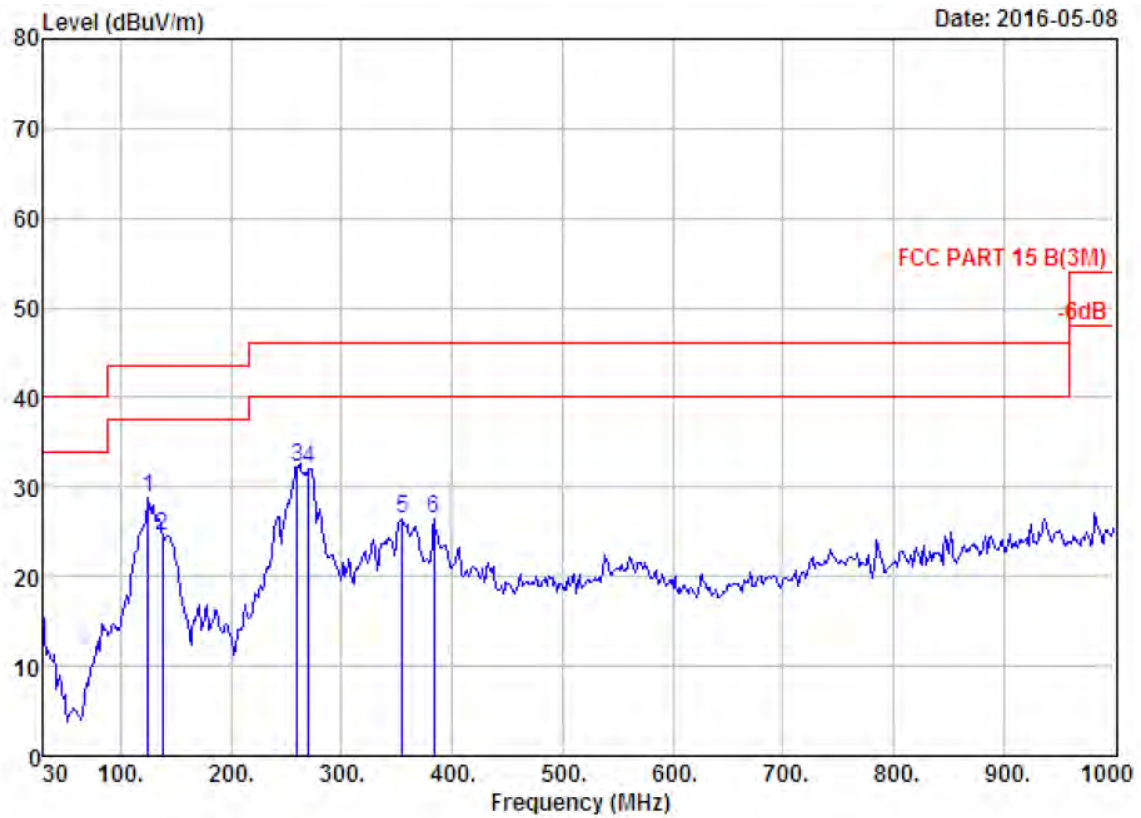
Site no. : 966 1# chamber Data no. : 73
 Dis. / Ant. : 3m 27137 Ant. pol. : VERTICAL
 Limit : FCC PART 15 B(3M)
 Env. / Ins. : Temp:23.6';Humi:56%;Press:101.52kPa
 Engineer : Tony
 EUI : OTI Multi-media Box
 Power : DC 12V Form Adapter Input AC 120V/60Hz
 M/N : TFD-36-CA
 Test Mode : IEEE 802.11g HT20 CH13 2472TX

| | Freq. (MHz) | Ant. Factor (dB/m) | Cable Loss (dB) | Reading (dBuV) | Emission Level (dBuV/m) | Limits (dBuV/m) | Margin (dB) | Remark |
|---|----------------|--------------------------|-----------------------|-------------------|-------------------------------|--------------------|----------------|--------|
| 1 | 59.10 | 4.80 | 1.00 | 21.10 | 26.90 | 40.00 | 13.10 | QP |
| 2 | 68.80 | 5.51 | 1.10 | 17.20 | 23.81 | 40.00 | 16.19 | QP |
| 3 | 124.09 | 11.31 | 1.53 | 7.20 | 20.04 | 43.50 | 23.46 | QP |
| 4 | 170.65 | 9.16 | 1.69 | 5.19 | 16.04 | 43.50 | 27.46 | QP |
| 5 | 263.77 | 12.95 | 2.25 | 5.80 | 21.00 | 46.00 | 25.00 | QP |
| 6 | 369.50 | 14.84 | 2.65 | 6.80 | 24.29 | 46.00 | 21.71 | QP |



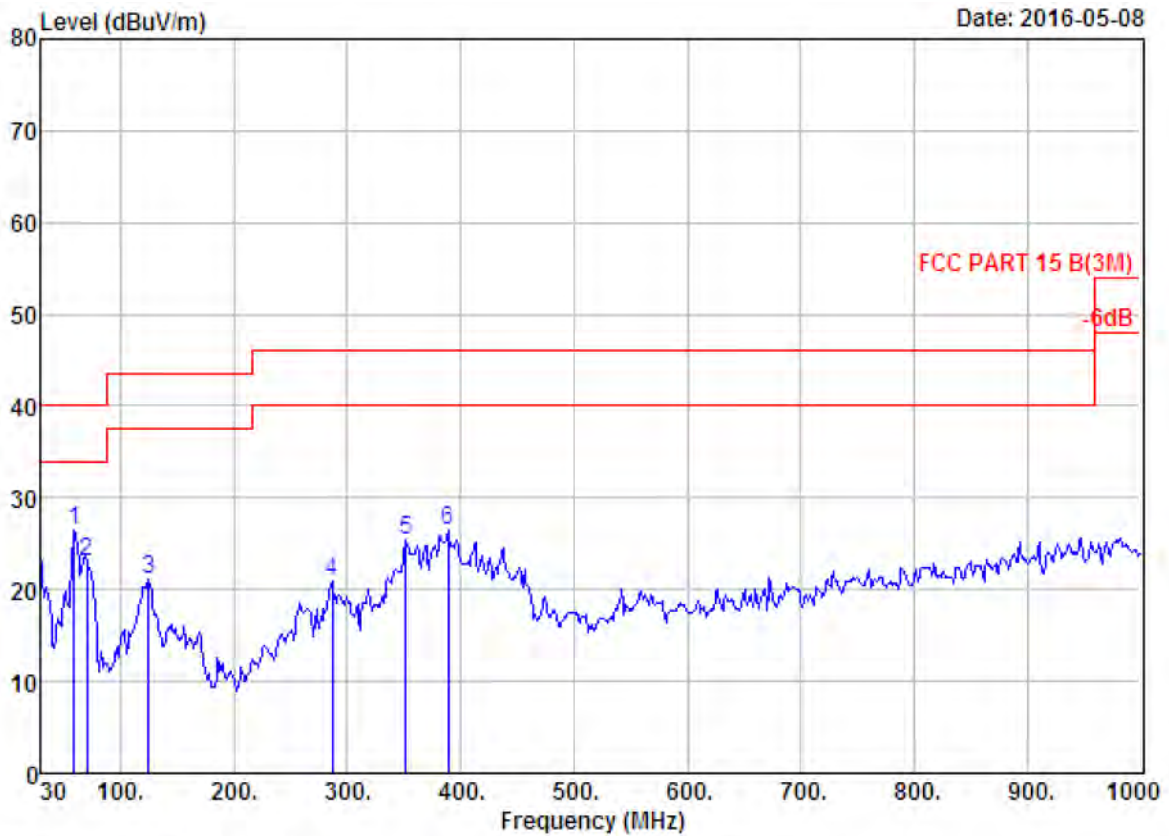
Site no. : 966 1# chamber Data no. : 74
 Dis. / Ant. : 3m 27137 Ant. pol. : HORIZONTAL
 Limit : FCC PART 15 B(3M)
 Env. / Ins. : Temp:23.6';Humi:56%;Press:101.52kPa
 Engineer : Tony
 EUT : OTT Multi-media Box
 Power : DC 12V Form Adapter Input AC 120V/60Hz
 M/N : TFD-36-CA
 Test Mode : IEEE 802.11g HT20 CH13 2472TX

| | Freq. (MHz) | Ant. Factor (dB/m) | Cable Loss (dB) | Reading (dBuV) | Emission Level (dBuV/m) | Limits (dBuV/m) | Margin (dB) | Remark |
|---|----------------|--------------------------|-----------------------|-------------------|-------------------------------|--------------------|----------------|--------|
| 1 | 59.10 | 4.80 | 1.00 | 22.33 | 28.13 | 40.00 | 11.87 | QP |
| 2 | 119.24 | 11.11 | 1.42 | 15.24 | 27.77 | 43.50 | 15.73 | QP |
| 3 | 141.55 | 11.36 | 1.51 | 9.13 | 22.00 | 43.50 | 21.50 | QP |
| 4 | 241.46 | 10.50 | 2.14 | 11.24 | 23.88 | 46.00 | 22.12 | QP |
| 5 | 257.95 | 12.75 | 2.19 | 14.22 | 29.16 | 46.00 | 16.84 | QP |
| 6 | 281.23 | 12.41 | 2.32 | 7.70 | 22.43 | 46.00 | 23.57 | QP |



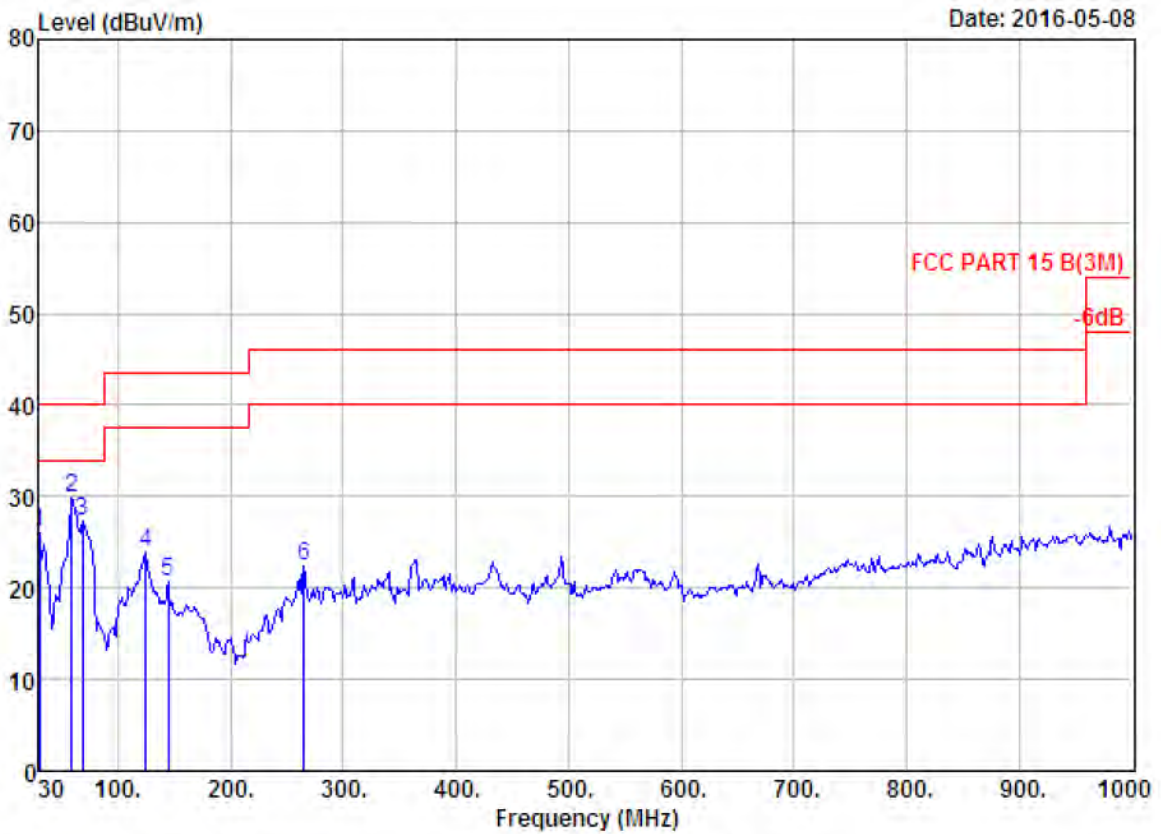
Site no. : 966 1# chamber Data no. : 75
 Dis. / Ant. : 3m 27137 Ant. pol. : HORIZONTAL
 Limit : FCC PART 15 B(3M)
 Env. / Ins. : Temp:23.6';Humi:56%;Press:101.52kPa
 Engineer : Tony
 EUI : OTI Multi-media Box
 Power : DC 12V Form Adapter Input AC 120V/60Hz
 M/N : TFD-36-CA
 Test Mode : IEEE 802.11n HT20 CH1 2412TX

| | Freq. (MHz) | Ant. Factor (dB/m) | Cable Loss (dB) | Reading (dBuV) | Emission Level (dBuV/m) | Limite (dBuV/m) | Margin (dB) | Remark |
|---|----------------|--------------------------|-----------------------|-------------------|-------------------------------|--------------------|----------------|--------|
| 1 | 125.06 | 11.35 | 1.52 | 15.87 | 28.74 | 43.50 | 14.76 | QP |
| 2 | 137.67 | 11.41 | 1.56 | 11.60 | 24.57 | 43.50 | 18.93 | QP |
| 3 | 259.89 | 12.97 | 2.25 | 17.08 | 32.30 | 46.00 | 13.70 | QP |
| 4 | 270.56 | 12.53 | 2.27 | 17.29 | 32.09 | 46.00 | 13.91 | QP |
| 5 | 354.95 | 14.46 | 2.57 | 9.37 | 26.40 | 46.00 | 19.60 | QP |
| 6 | 384.05 | 15.24 | 2.64 | 8.67 | 26.55 | 46.00 | 19.45 | QP |



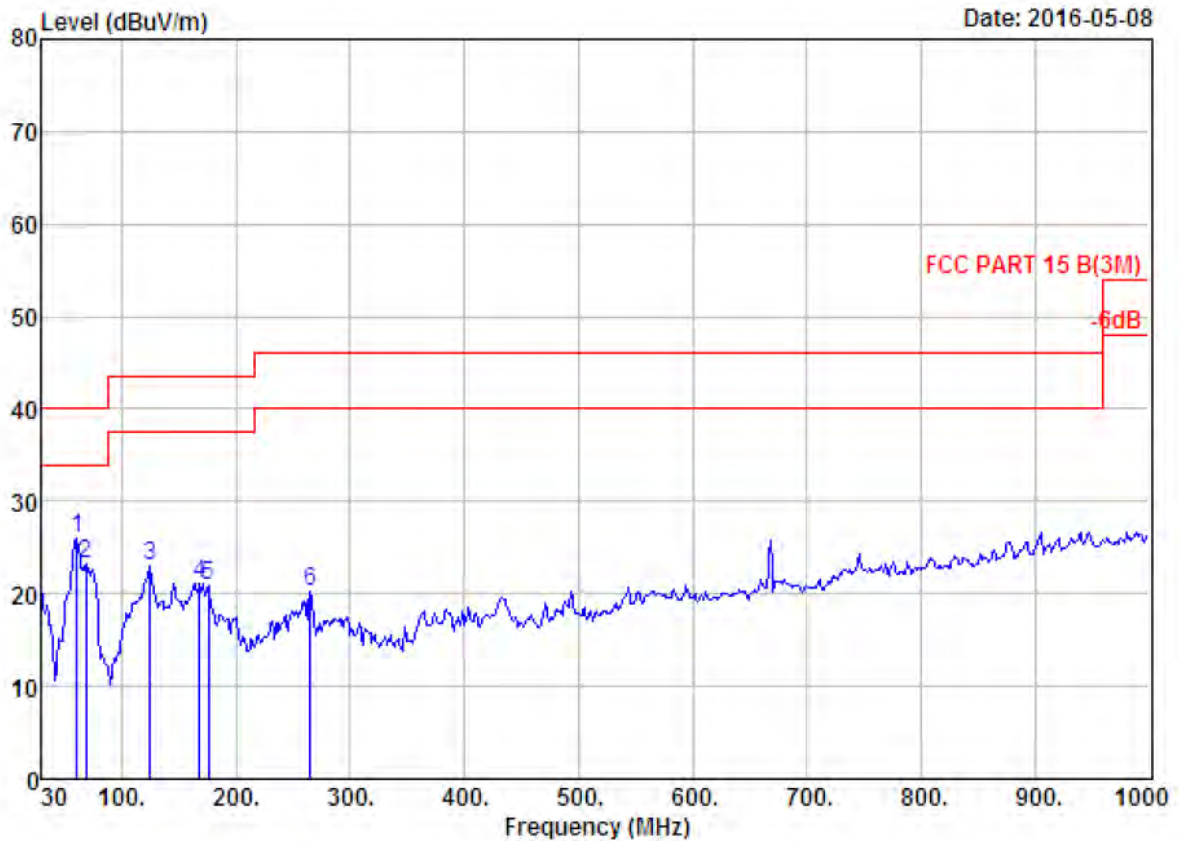
Site no. : 966 1# chamber Data no. : 76
 Dis. / Ant. : 3m 27137 Ant. pol. : VERTICAL
 Limit : FCC PART 15 B(3M)
 Env. / Ins. : Temp:23.6';Humi:56%;Press:101.52kPa
 Engineer : Tony
 EUT : OTT Multi-media Box
 Power : DC 12V Form Adapter Input AC 120V/60Hz
 M/N : IFD-36-CA
 Test Mode : IEEE 802.11n HT20 CH1 2412IX

| | Freq. (MHz) | Ant. Factor (dB/m) | Cable Loss (dB) | Reading (dBUV) | Emission Level (dBUV/m) | Limits (dBUV/m) | Margin (dB) | Remark |
|---|----------------|--------------------------|-----------------------|-------------------|-------------------------------|--------------------|----------------|--------|
| 1 | 59.10 | 4.80 | 1.00 | 20.59 | 26.39 | 40.00 | 13.61 | QP |
| 2 | 69.77 | 5.62 | 1.07 | 16.37 | 23.06 | 40.00 | 16.94 | QP |
| 3 | 125.06 | 11.35 | 1.52 | 8.18 | 21.05 | 43.50 | 22.45 | QP |
| 4 | 287.05 | 12.59 | 2.32 | 6.00 | 20.91 | 46.00 | 25.09 | QP |
| 5 | 352.04 | 14.47 | 2.53 | 8.36 | 25.36 | 46.00 | 20.64 | QP |
| 6 | 388.90 | 15.54 | 2.65 | 8.22 | 26.41 | 46.00 | 19.59 | QP |



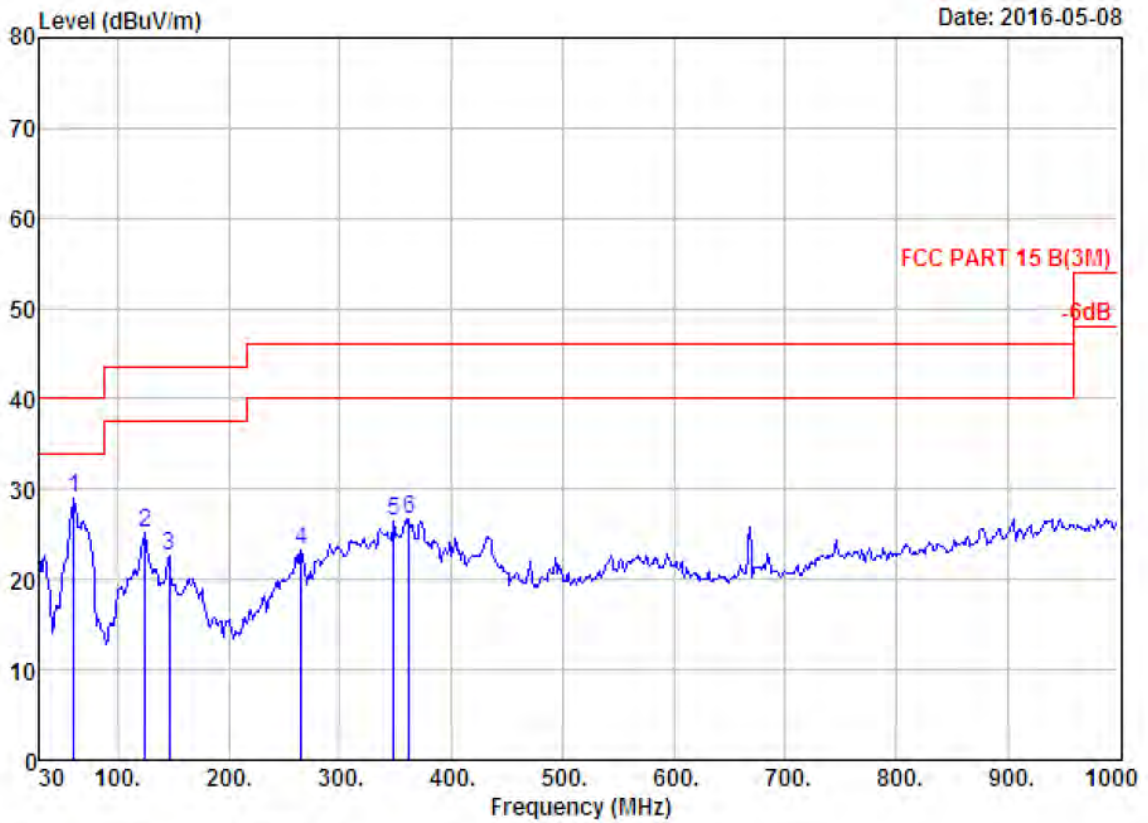
Site no. : 966 1# chamber Data no. : 77
 Dis. / Ant. : 3m 27137 Ant. pol. : VERTICAL
 Limit : FCC PART 15 B(3M)
 Env. / Ins. : Temp:23.6°;Humi:56%;Press:101.52kPa
 Engineer : Tony
 EUT : OTT Multi-media Box
 Power : DC 12V Form Adapter Input AC 120V/60Hz
 M/N : IFD-36-CA
 Test Mode : IEEE 802.11n HT20 CH7 2442TX

| | Freq. (MHz) | Ant. Factor (dB/m) | Cable Loss (dB) | Reading (dBuV) | Emission Level (dBuV/m) | Limits (dBuV/m) | Margin (dB) | Remark |
|---|----------------|--------------------------|-----------------------|-------------------|-------------------------------|--------------------|----------------|--------|
| 1 | 30.00 | 18.51 | 0.65 | 6.92 | 26.08 | 40.00 | 13.92 | QP |
| 2 | 59.10 | 4.80 | 1.00 | 24.07 | 29.87 | 40.00 | 10.13 | QP |
| 3 | 68.80 | 5.51 | 1.10 | 20.73 | 27.34 | 40.00 | 12.66 | QP |
| 4 | 125.06 | 11.35 | 1.52 | 11.11 | 23.98 | 43.50 | 19.52 | QP |
| 5 | 144.46 | 11.26 | 1.54 | 7.88 | 20.68 | 43.50 | 22.82 | QP |
| 6 | 264.74 | 12.94 | 2.28 | 7.13 | 22.35 | 46.00 | 23.65 | QP |



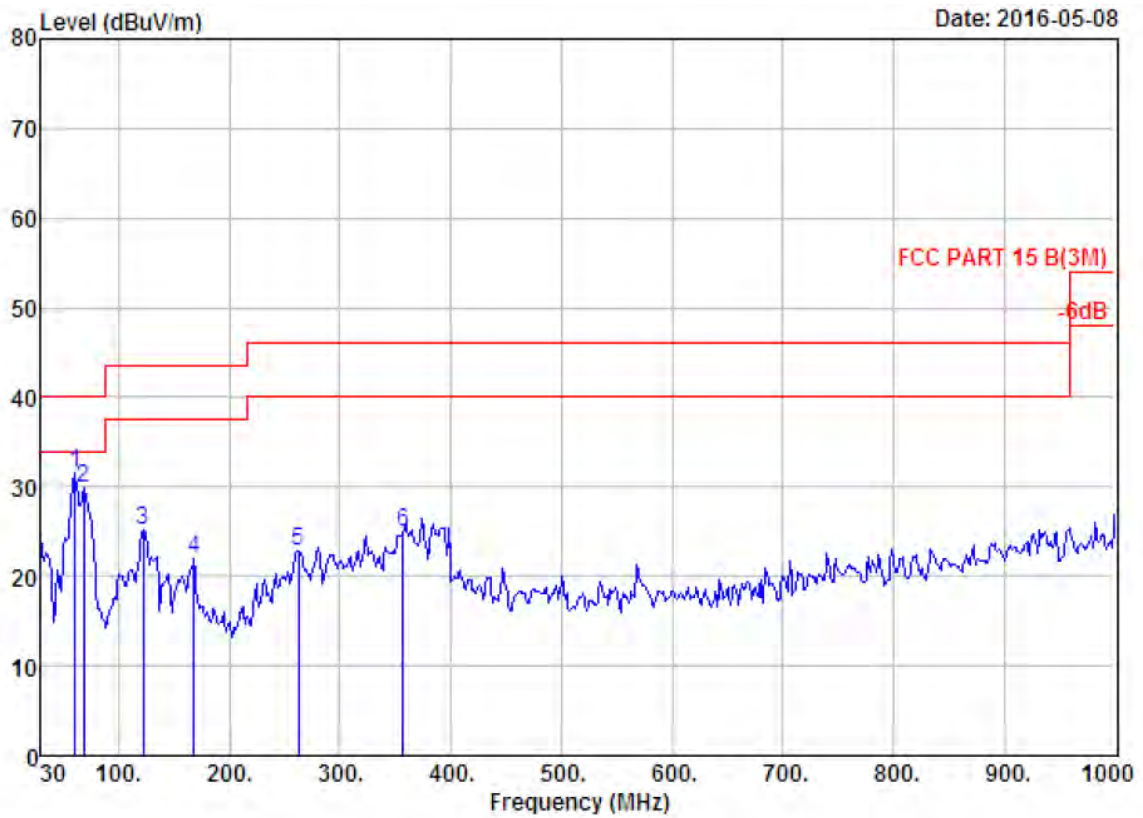
Site no. : 966 1# chamber Data no. : 78
 Dis. / Ant. : 3m 27137 Ant. pol. : HORIZONTAL
 Limit : FCC PART 15 B(3M)
 Env. / Ins. : Temp:23.6';Humi:56%;Press:101.52kPa
 Engineer : Tony
 EUT : OIT Multi-media Box
 Power : DC 12V Form Adapter Input AC 120V/60Hz
 M/N : IFD-36-CA
 Test Mode : IEEE 802.11n HT20 CH7 2442TX

| | Freq. (MHz) | Ant. Factor (dB/m) | Cable Loss (dB) | Reading (dBuV) | Emission Level (dBuV/m) | Limits (dBuV/m) | Margin (dB) | Remark |
|---|----------------|--------------------------|-----------------------|-------------------|-------------------------------|--------------------|----------------|--------|
| 1 | 61.04 | 4.74 | 0.94 | 20.26 | 25.94 | 40.00 | 14.06 | QP |
| 2 | 68.80 | 5.51 | 1.10 | 16.73 | 23.34 | 40.00 | 16.66 | QP |
| 3 | 125.06 | 11.35 | 1.52 | 10.11 | 22.98 | 43.50 | 20.52 | QP |
| 4 | 167.74 | 9.43 | 1.71 | 9.95 | 21.09 | 43.50 | 22.41 | QP |
| 5 | 175.50 | 8.98 | 1.68 | 10.24 | 20.90 | 43.50 | 22.60 | QP |
| 6 | 264.74 | 12.94 | 2.28 | 5.13 | 20.35 | 46.00 | 25.65 | QP |



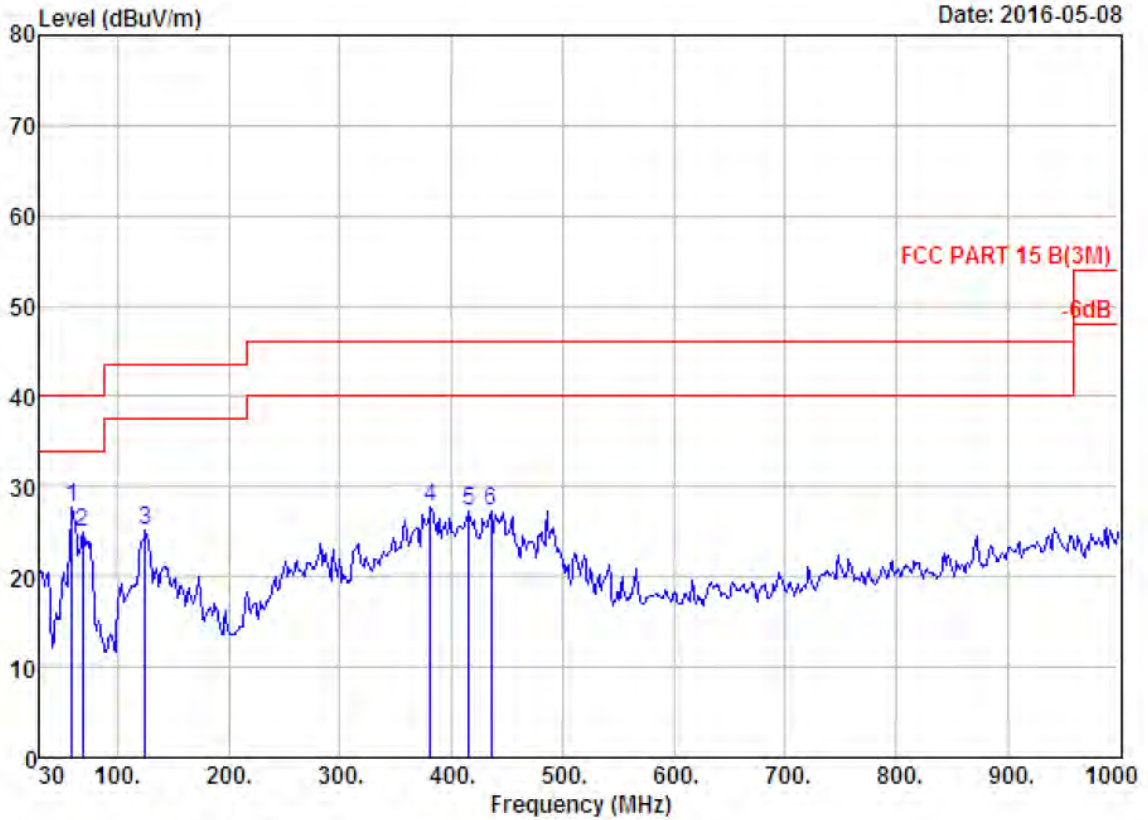
Site no. : 966 1# chamber Data no. : 79
 Dis. / Ant. : 3m 27137 Ant. pol. : HORIZONTAL
 Limit : FCC PART 15 B(3M)
 Env. / Ins. : Temp:23.6';Humi:56%;Press:101.52kPa
 Engineer : Tony
 EUI : OTT Multi-media Box
 Power : DC 12V Form Adapter Input AC 120V/60Hz
 M/N : TFD-36-CA
 Test Mode : IEEE 802.11n HT20 CH13 2472TX

| | Freq. (MHz) | Ant. Factor (dB/m) | Cable Loss (dB) | Reading (dBUV) | Emission Level (dBUV/m) | Limits (dBUV/m) | Margin (dB) | Remark |
|---|----------------|--------------------------|-----------------------|-------------------|-------------------------------|--------------------|----------------|--------|
| 1 | 61.04 | 4.74 | 0.94 | 23.26 | 28.94 | 40.00 | 11.06 | QP |
| 2 | 125.06 | 11.35 | 1.52 | 12.37 | 25.24 | 43.50 | 18.26 | QP |
| 3 | 146.40 | 11.15 | 1.58 | 9.89 | 22.62 | 43.50 | 20.88 | QP |
| 4 | 264.74 | 12.94 | 2.28 | 8.13 | 23.35 | 46.00 | 22.65 | QP |
| 5 | 348.16 | 14.41 | 2.53 | 9.45 | 26.39 | 46.00 | 19.61 | QP |
| 6 | 361.74 | 14.53 | 2.63 | 9.53 | 26.69 | 46.00 | 19.31 | QP |



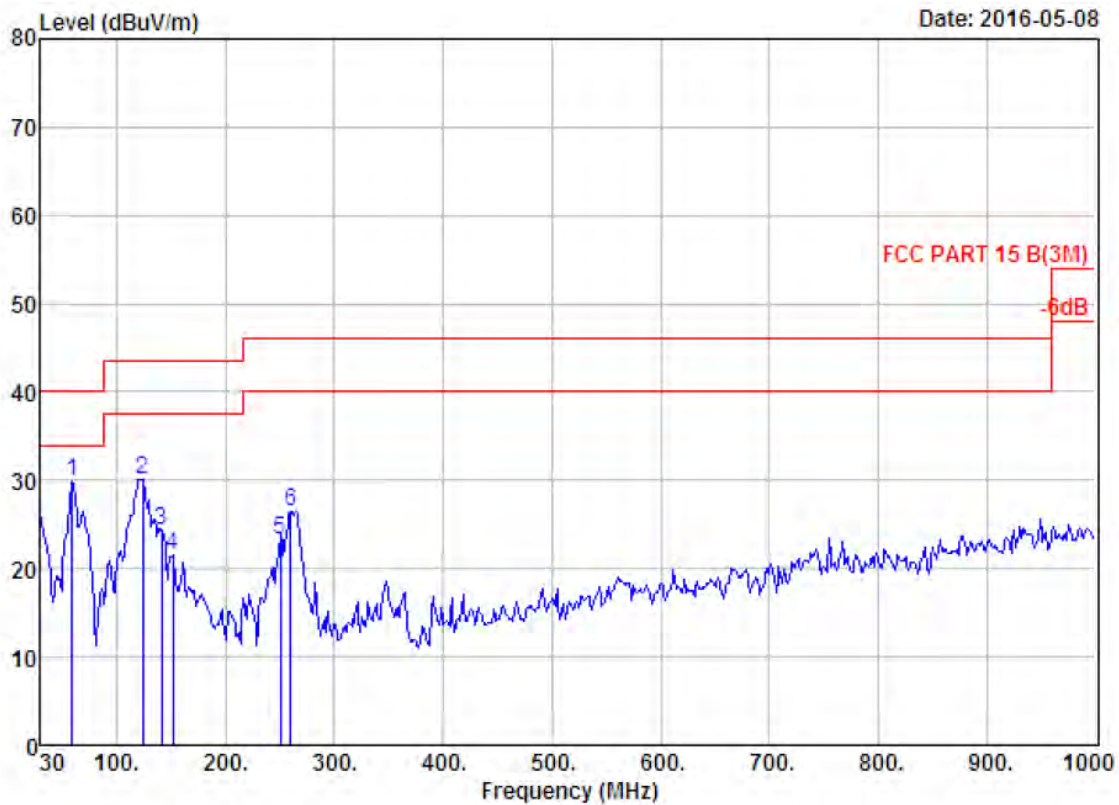
Site no. : 966 1# chamber Data no. : 80
 Dis. / Ant. : 3m 27137 Ant. pol. : VERTICAL
 Limit : FCC PART 15 B(3M)
 Env. / Ins. : Temp:23.6';Humi:56%;Press:101.52kPa
 Engineer : Tony
 EUT : OIT Multi-media Box
 Power : DC 12V Form Adapter Input AC 120V/60Hz
 M/N : TFD-36-CA
 Test Mode : IEEE 802.11n HT20 CH13 2472TX

| | Freq. (MHz) | Ant. Factor (dB/m) | Cable Loss (dB) | Reading (dBuV) | Emission Level (dBuV/m) | Limits (dBuV/m) | Margin (dB) | Remark |
|---|----------------|--------------------------|-----------------------|-------------------|-------------------------------|--------------------|----------------|--------|
| 1 | 61.04 | 4.74 | 0.94 | 25.81 | 31.49 | 40.00 | 8.51 | QP |
| 2 | 68.80 | 5.51 | 1.10 | 23.16 | 29.77 | 40.00 | 10.23 | QP |
| 3 | 122.15 | 11.24 | 1.45 | 12.40 | 25.09 | 43.50 | 18.41 | QP |
| 4 | 167.74 | 9.43 | 1.71 | 10.83 | 21.97 | 43.50 | 21.53 | QP |
| 5 | 262.80 | 12.95 | 2.22 | 7.63 | 22.80 | 46.00 | 23.20 | QP |
| 6 | 356.89 | 14.46 | 2.56 | 8.00 | 25.02 | 46.00 | 20.98 | QP |



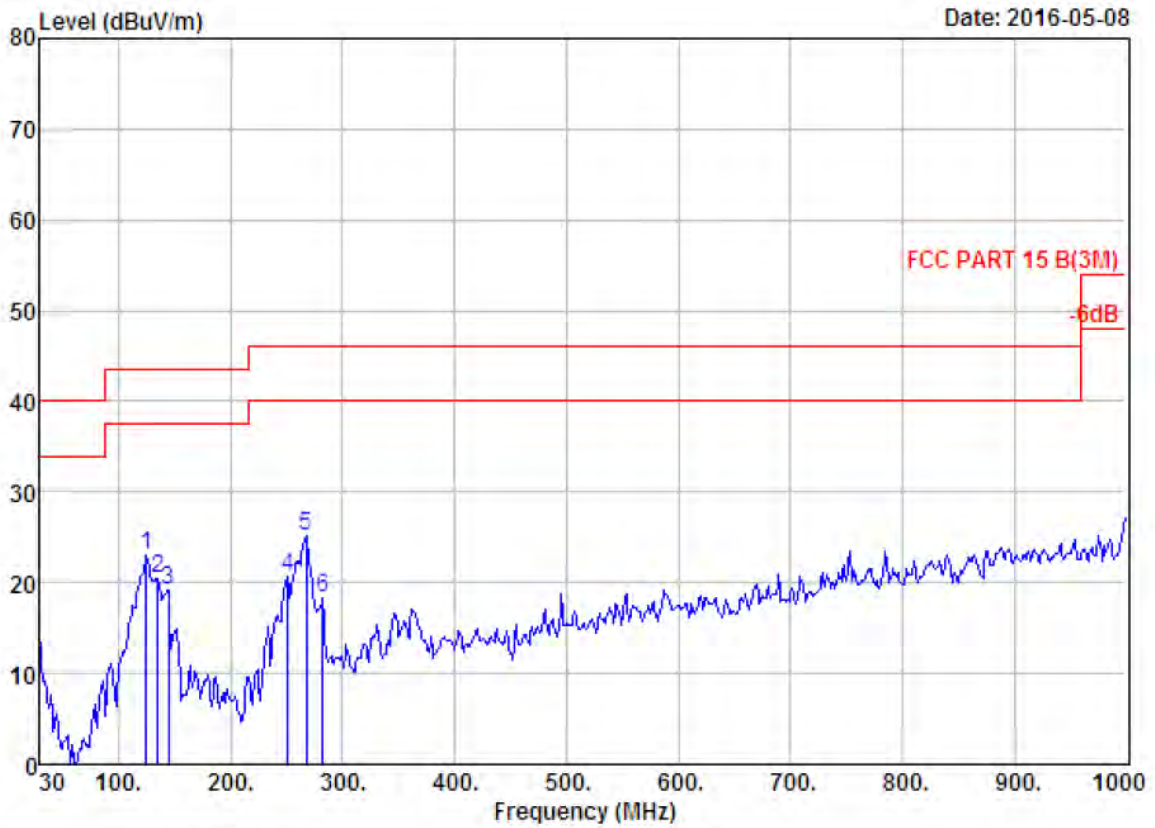
Site no. : 966 1# chamber Data no. : 81
 Dis. / Ant. : 3m 27137 Ant. pol. : VERTICAL
 Limit : FCC PART 15 B(3M)
 Env. / Ins. : Temp:23.6';Humi:56%;Press:101.52kPa
 Engineer : Tony
 EUT : OTT Multi-media Box
 Power : DC 12V Form Adapter Input AC 120V/60Hz
 M/N : TFD-36-CA
 Test Mode : IEEE 802.11n HT40 CH3 2422TX

| | Freq. (MHz) | Ant. Factor (dB/m) | Cable Loss (dB) | Reading (dBUV) | Emission Level (dBUV/m) | Limits (dBUV/m) | Margin (dB) | Remark |
|---|----------------|--------------------------|-----------------------|-------------------|-------------------------------|--------------------|----------------|--------|
| 1 | 59.10 | 4.80 | 1.00 | 21.95 | 27.75 | 40.00 | 12.25 | QP |
| 2 | 68.80 | 5.51 | 1.10 | 18.30 | 24.91 | 40.00 | 15.09 | QP |
| 3 | 125.06 | 11.35 | 1.52 | 12.29 | 25.16 | 43.50 | 18.34 | QP |
| 4 | 381.14 | 15.06 | 2.67 | 9.93 | 27.66 | 46.00 | 18.34 | QP |
| 5 | 416.06 | 16.30 | 2.75 | 8.21 | 27.26 | 46.00 | 18.74 | QP |
| 6 | 435.46 | 16.16 | 2.82 | 8.22 | 27.20 | 46.00 | 18.80 | QP |



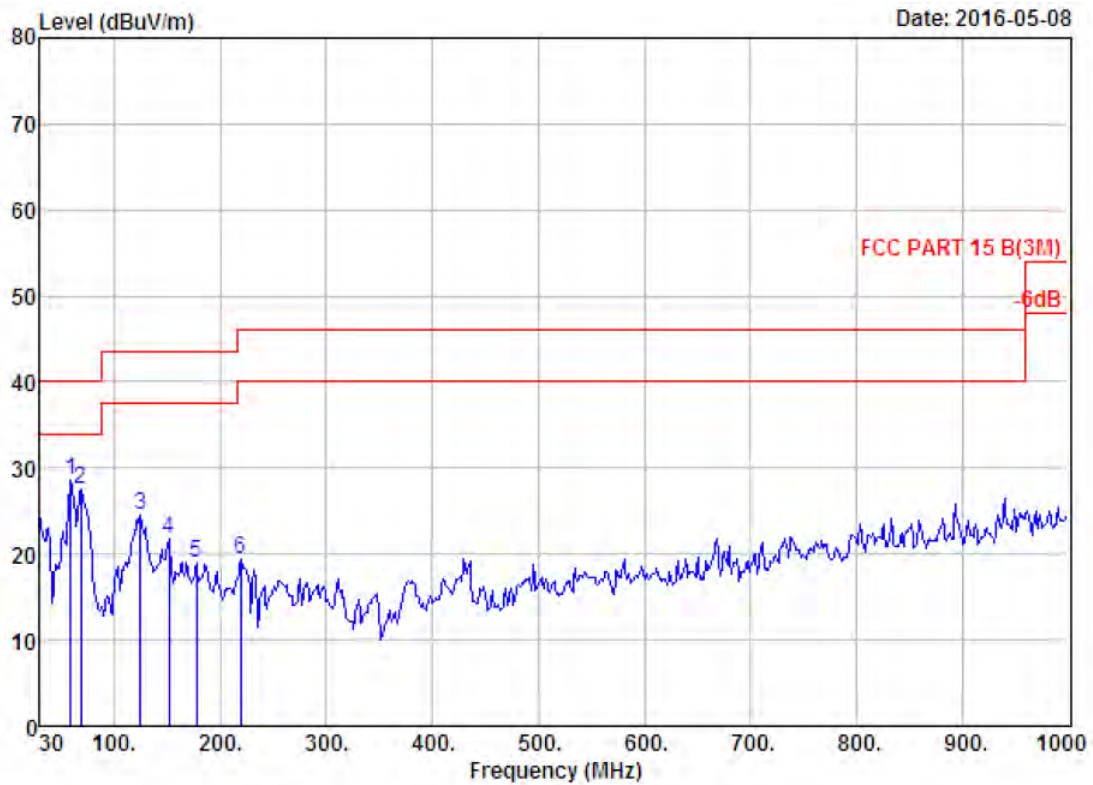
Site no. : 966 1# chamber Data no. : 82
 Dis. / Ant. : 3m 27137 Ant. pol. : HORIZONTAL
 Limit : FCC PART 15 B(3M)
 Env. / Ins. : Temp:23.6%;Humi:56%;Press:101.52kPa
 Engineer : Tony
 EUI : OTI Multi-media Box
 Power : DC 12V Form Adapter Input AC 120V/60Hz
 M/N : TFD-36-CA
 Test Mode : IEEE 802.11n HT40 CH3 2422TX

| | Freq. (MHz) | Ant. Factor (dB/m) | Cable Loss (dB) | Reading (dBuV) | Emission Level (dBuV/m) | Limits (dBuV/m) | Margin (dB) | Remark |
|---|----------------|--------------------------|-----------------------|-------------------|-------------------------------|--------------------|----------------|--------|
| 1 | 59.10 | 4.80 | 1.00 | 24.02 | 29.82 | 40.00 | 10.18 | QP |
| 2 | 124.09 | 11.31 | 1.53 | 17.33 | 30.17 | 43.50 | 13.33 | QP |
| 3 | 141.55 | 11.36 | 1.51 | 11.51 | 24.38 | 43.50 | 19.12 | QP |
| 4 | 151.25 | 10.82 | 1.61 | 9.16 | 21.59 | 43.50 | 21.91 | QP |
| 5 | 250.19 | 11.82 | 2.11 | 9.31 | 23.24 | 46.00 | 22.76 | QP |
| 6 | 259.89 | 12.97 | 2.25 | 11.22 | 26.44 | 46.00 | 19.56 | QP |



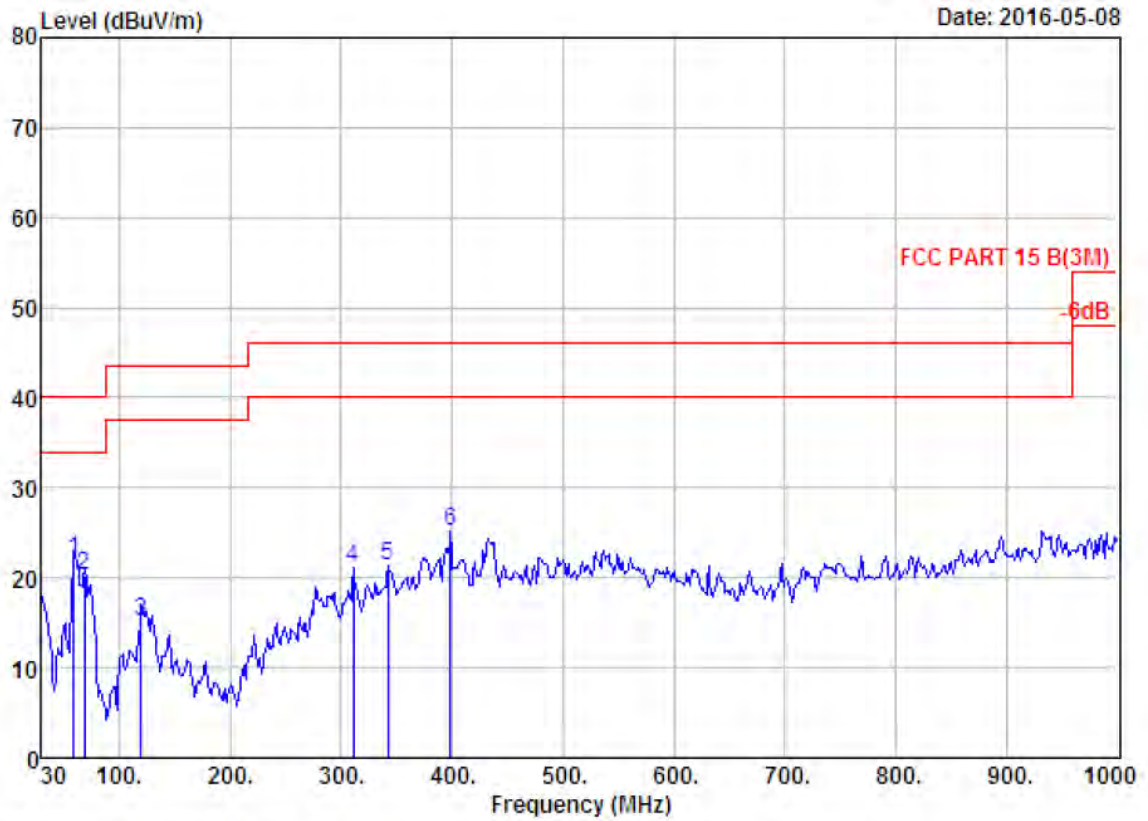
Site no. : 966 1# chamber Data no. : 83
 Dis. / Ant. : 3m 27137 Ant. pol. : HORIZONTAL
 Limit : FCC PART 15 B(3M)
 Env. / Ins. : Temp:23.6';Humi:56%;Press:101.52kPa
 Engineer : Tony
 EUI : OTT Multi-media Box
 Power : DC 12V Form Adapter Input AC 120V/60Hz
 M/N : TFD-36-CA
 Test Mode : IEEE 802.11n HT40 CH7 2442TX

| | Freq. (MHz) | Ant. Factor (dB/m) | Cable Loss (dB) | Reading (dBUV) | Emission Level (dBUV/m) | Limits (dBUV/m) | Margin (dB) | Remark |
|---|----------------|--------------------------|-----------------------|-------------------|-------------------------------|--------------------|----------------|--------|
| 1 | 125.06 | 11.35 | 1.52 | 10.11 | 22.98 | 43.50 | 20.52 | QP |
| 2 | 134.76 | 11.37 | 1.57 | 7.57 | 20.51 | 43.50 | 22.99 | QP |
| 3 | 144.46 | 11.26 | 1.54 | 6.46 | 19.26 | 43.50 | 24.24 | QP |
| 4 | 251.16 | 11.94 | 2.15 | 6.55 | 20.64 | 46.00 | 25.36 | QP |
| 5 | 267.65 | 12.71 | 2.26 | 10.20 | 25.17 | 46.00 | 20.83 | QP |
| 6 | 282.20 | 12.45 | 2.33 | 3.60 | 18.38 | 46.00 | 27.62 | QP |



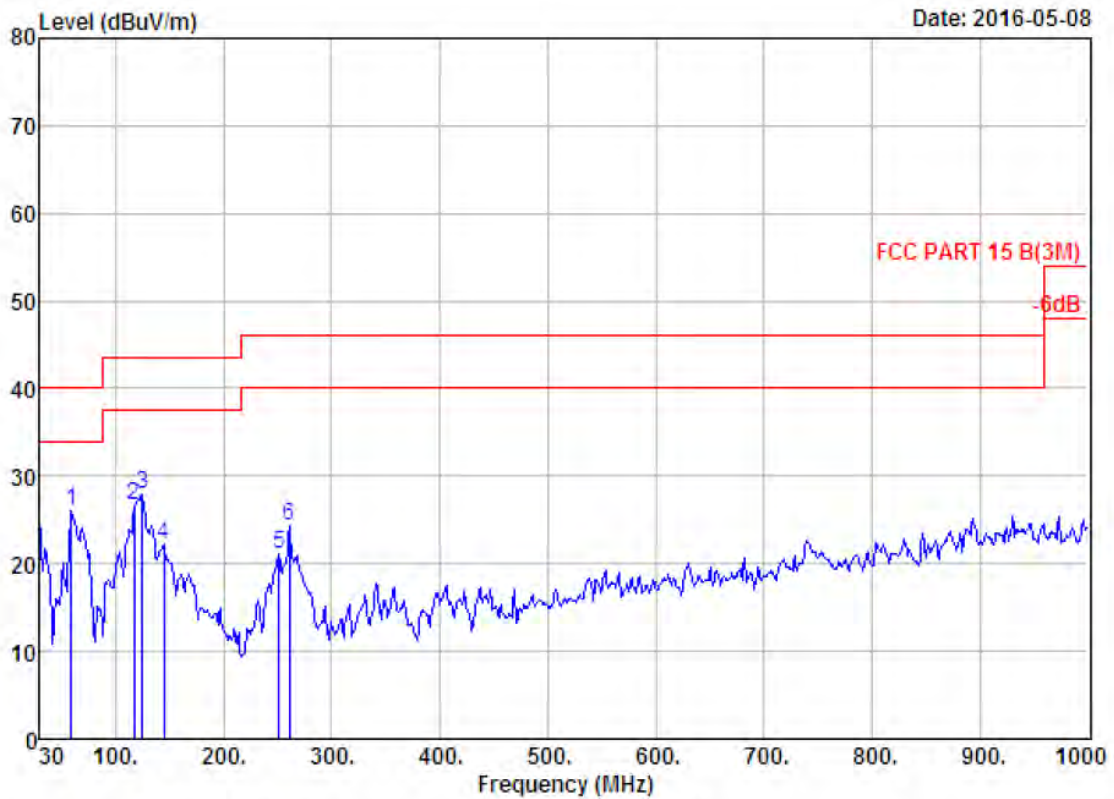
Site no. : 966 1# chamber Data no. : 84
 Dis. / Ant. : 3m 27137 Ant. pol. : VERTICAL
 Limit : FCC PART 15 B(3M)
 Env. / Ins. : Temp:23.6';Humi:56%;Press:101.52kPa
 Engineer : Tony
 EUT : OTT Multi-media Box
 Power : DC 12V Form Adapter Input AC 120V/60Hz
 M/N : IFD-36-CA
 Test Mode : IEEE 802.11n HI40 CH7 2442TX

| | Freq. (MHz) | Ant. Factor (dB/m) | Cable Loss (dB) | Reading (dBuV) | Emission Level (dBuV/m) | Limite (dBuV/m) | Margin (dB) | Remark |
|---|----------------|--------------------------|-----------------------|-------------------|-------------------------------|--------------------|----------------|--------|
| 1 | 59.10 | 4.80 | 1.00 | 22.79 | 28.59 | 40.00 | 11.41 | QP |
| 2 | 68.80 | 5.51 | 1.10 | 20.80 | 27.41 | 40.00 | 12.59 | QP |
| 3 | 125.06 | 11.35 | 1.52 | 11.60 | 24.47 | 43.50 | 19.03 | QP |
| 4 | 151.25 | 10.82 | 1.61 | 9.29 | 21.72 | 43.50 | 21.78 | QP |
| 5 | 177.44 | 8.97 | 1.67 | 8.34 | 18.98 | 43.50 | 24.52 | QP |
| 6 | 219.15 | 9.10 | 1.94 | 8.41 | 19.45 | 46.00 | 26.55 | QP |



Site no. : 966 1# chamber Data no. : 85
 Dis. / Ant. : 3m 27137 Ant. pol. : VERTICAL
 Limit : FCC PART 15 B(3M)
 Env. / Ins. : Temp:23.6%;Humi:56%;Press:101.52kPa
 Engineer : Tony
 EUI : OTT Multi-media Box
 Power : DC 12V Form Adapter Input AC 120V/60Hz
 M/N : IFD-36-CA
 Test Mode : IEEE 802.11n HT40 CH9 2462TX

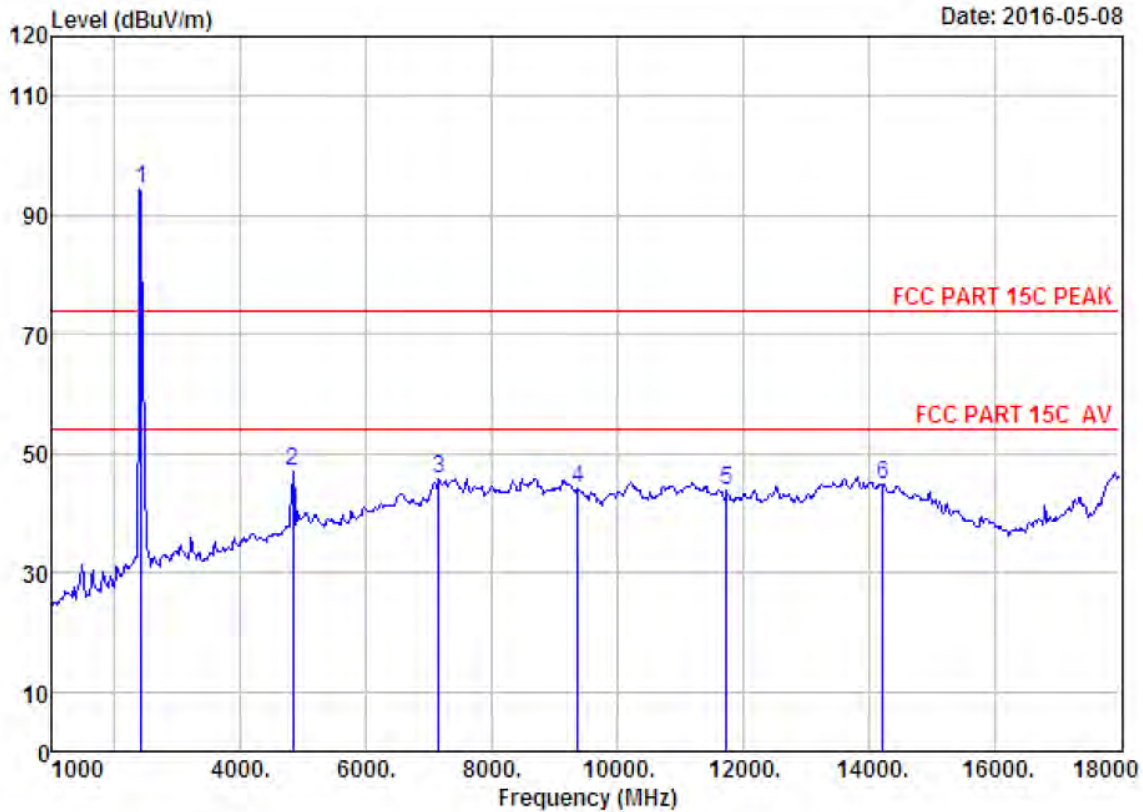
| | Freq. (MHz) | Ant. Factor (dB/m) | Cable Loss (dB) | Reading (dBuV) | Emission Level (dBuV/m) | Limite (dBuV/m) | Margin (dB) | Remark |
|---|----------------|--------------------------|-----------------------|-------------------|-------------------------------|--------------------|----------------|--------|
| 1 | 59.10 | 4.80 | 1.00 | 16.14 | 21.94 | 40.00 | 18.06 | QP |
| 2 | 68.80 | 5.51 | 1.10 | 13.61 | 20.22 | 40.00 | 19.78 | QP |
| 3 | 119.24 | 11.11 | 1.42 | 2.62 | 15.15 | 43.50 | 28.35 | QP |
| 4 | 311.30 | 13.24 | 2.33 | 5.47 | 21.04 | 46.00 | 24.96 | QP |
| 5 | 342.34 | 14.22 | 2.54 | 4.66 | 21.42 | 46.00 | 24.58 | QP |
| 6 | 398.60 | 16.00 | 2.67 | 6.45 | 25.12 | 46.00 | 20.88 | QP |



Site no. : 966 1# chamber Data no. : 86
 Dis. / Ant. : 3m 27137 Ant. pol. : HORIZONTAL
 Limit : FCC PART 15 B(3M)
 Env. / Ins. : Temp:23.6';Humi:56%;Press:101.52kPa
 Engineer : Tony
 EUT : OTI Multi-media Box
 Power : DC 12V Form Adapter Input AC 120V/60Hz
 M/N : TFD-36-CA
 Test Mode : IEEE 802.11n HT40 CH9 2462TX

| | Freq. (MHz) | Ant. Factor (dB/m) | Cable Loss (dB) | Reading (dBuV) | Emission Level (dBuV/m) | Limite (dBuV/m) | Margin (dB) | Remark |
|---|----------------|--------------------------|-----------------------|-------------------|-------------------------------|--------------------|----------------|--------|
| 1 | 59.10 | 4.80 | 1.00 | 20.28 | 26.08 | 40.00 | 13.92 | QP |
| 2 | 117.30 | 11.02 | 1.47 | 14.21 | 26.70 | 43.50 | 16.80 | QP |
| 3 | 125.06 | 11.35 | 1.52 | 15.16 | 28.03 | 43.50 | 15.47 | QP |
| 4 | 144.46 | 11.26 | 1.54 | 9.28 | 22.08 | 43.50 | 21.42 | QP |
| 5 | 251.16 | 11.94 | 2.15 | 7.03 | 21.12 | 46.00 | 24.88 | QP |
| 6 | 260.86 | 12.96 | 2.22 | 9.22 | 24.40 | 46.00 | 21.60 | QP |

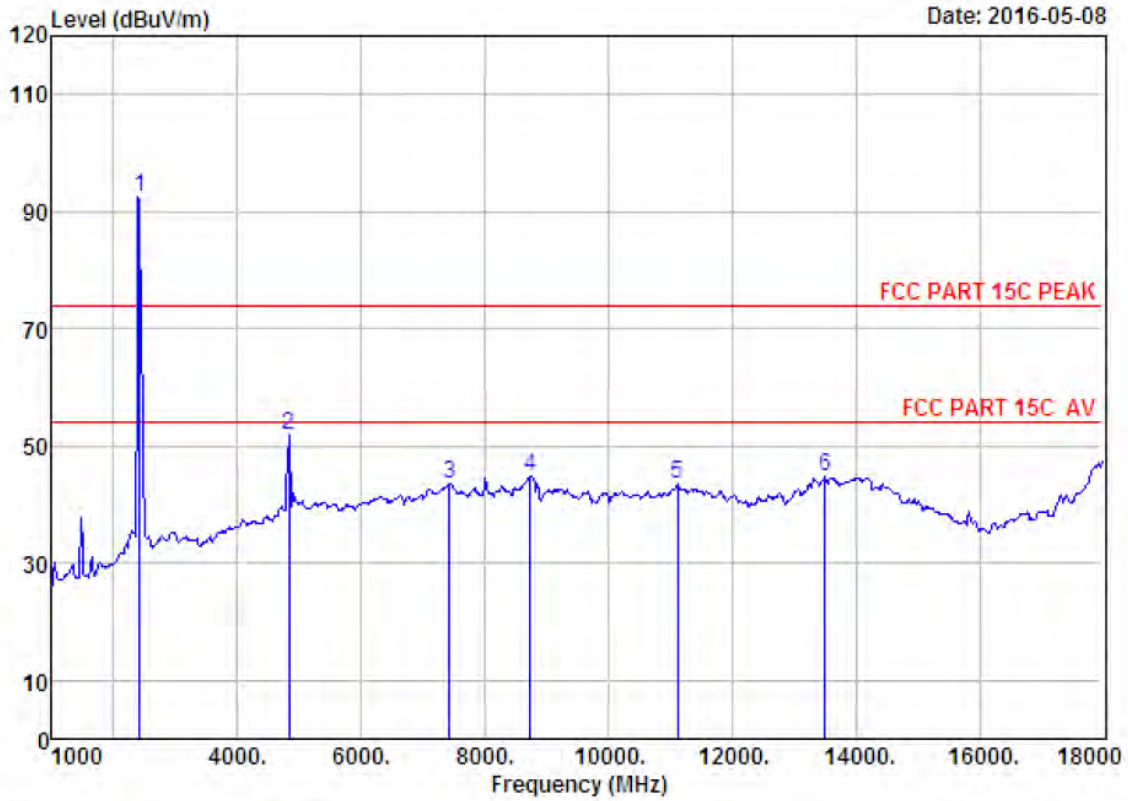
1000-18000 MHz



Site no. : 1# 966 chamber Data no. : 141
 Dis. / Ant. : 3m ANT 1-18G Ant. pol. : VERTICAL
 Limit : FCC PART 15C PEAK
 Env. / Ins. : Temp:23.6°;Humi:56%;Press:101.52kPa
 Engineer : Tony
 EUT : OTI Multi-media Box
 Power : DC 12V Form Adapter Input AC 120V/60Hz
 M/N : TFD-36-CA
 Test Mode : IEEE 802.11b CH1 2412TX

| | Freq. (MHz) | Ant. Factor (dB/m) | Cable Loss (dB) | Amp Factor (dB) | Reading (dBUV) | Emission Level (dBUV/m) | Limits (dBUV/m) | Margin (dB) | Remark |
|---|----------------|--------------------------|-----------------------|-----------------------|-------------------|-------------------------------|--------------------|----------------|--------|
| 1 | 2412.00 | 27.60 | 6.64 | 34.64 | 94.83 | 94.43 | 74.00 | -20.43 | Peak |
| 2 | 4825.00 | 31.28 | 11.84 | 35.66 | 39.62 | 47.08 | 74.00 | 26.92 | Peak |
| 3 | 7154.00 | 36.25 | 11.52 | 33.88 | 31.83 | 45.72 | 74.00 | 28.28 | Peak |
| 4 | 9364.00 | 38.02 | 11.64 | 34.73 | 29.12 | 44.05 | 74.00 | 29.95 | Peak |
| 5 | 11744.00 | 38.92 | 11.16 | 33.37 | 27.07 | 43.78 | 74.00 | 30.22 | Peak |
| 6 | 14226.00 | 41.66 | 10.91 | 33.41 | 25.68 | 44.84 | 74.00 | 29.16 | Peak |

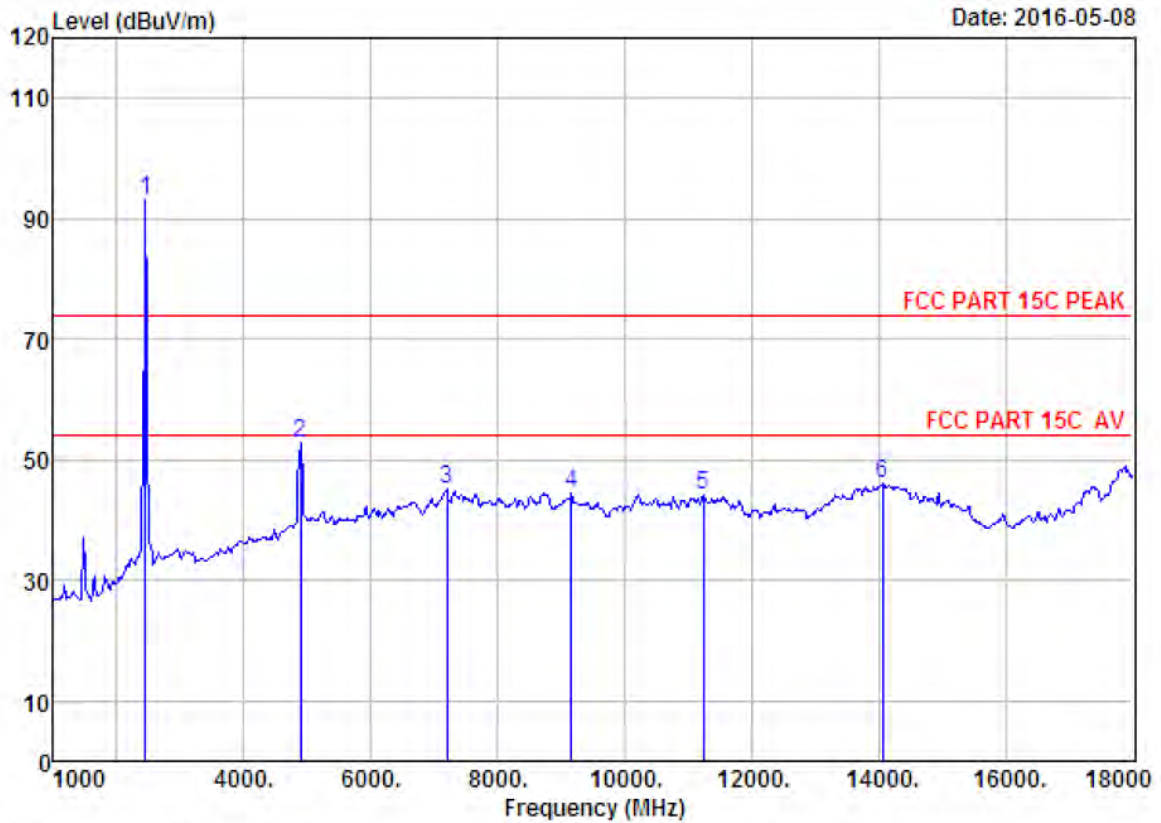
Remarks: 1. Emission Level= Antenna Factor + Cable Loss - Amp Factor + Reading.
 2. The emission levels that are 20dB below the official limit are not reported.



Site no. : 1# 966 chamber Data no. : 142
 Dis. / Ant. : 3m ANT 1-18G Ant. pol. : HORIZONTAL
 Limit : FCC PART 15C PEAK
 Env. / Ins. : Temp:23.6';Humi:56%;Press:101.52kPa
 Engineer : Tony
 EUT : OTT Multi-media Box
 Power : DC 12V Form Adapter Input AC 120V/60Hz
 M/N : TFD-36-CA
 Test Mode : IEEE 802.11b CH1 2412TX

| | Freq. (MHz) | Ant. Factor (dB/m) | Cable Loss (dB) | Amp Factor (dB) | Reading (dBuV) | Emission Level (dBuV/m) | Limits (dBuV/m) | Margin (dB) | Remark |
|---|----------------|--------------------------|-----------------------|-----------------------|-------------------|-------------------------------|--------------------|----------------|--------|
| 1 | 2412.00 | 27.60 | 6.64 | 34.64 | 92.84 | 92.44 | 74.00 | -18.44 | Peak |
| 2 | 4825.00 | 31.28 | 11.84 | 35.66 | 44.23 | 51.69 | 74.00 | 22.31 | Peak |
| 3 | 7426.00 | 36.56 | 11.60 | 34.22 | 29.59 | 43.53 | 74.00 | 30.47 | Peak |
| 4 | 8735.00 | 37.40 | 11.45 | 33.76 | 29.71 | 44.80 | 74.00 | 29.20 | Peak |
| 5 | 11115.00 | 39.44 | 11.20 | 33.55 | 26.29 | 43.38 | 74.00 | 30.62 | Peak |
| 6 | 13495.00 | 40.07 | 11.50 | 32.65 | 25.78 | 44.70 | 74.00 | 29.30 | Peak |

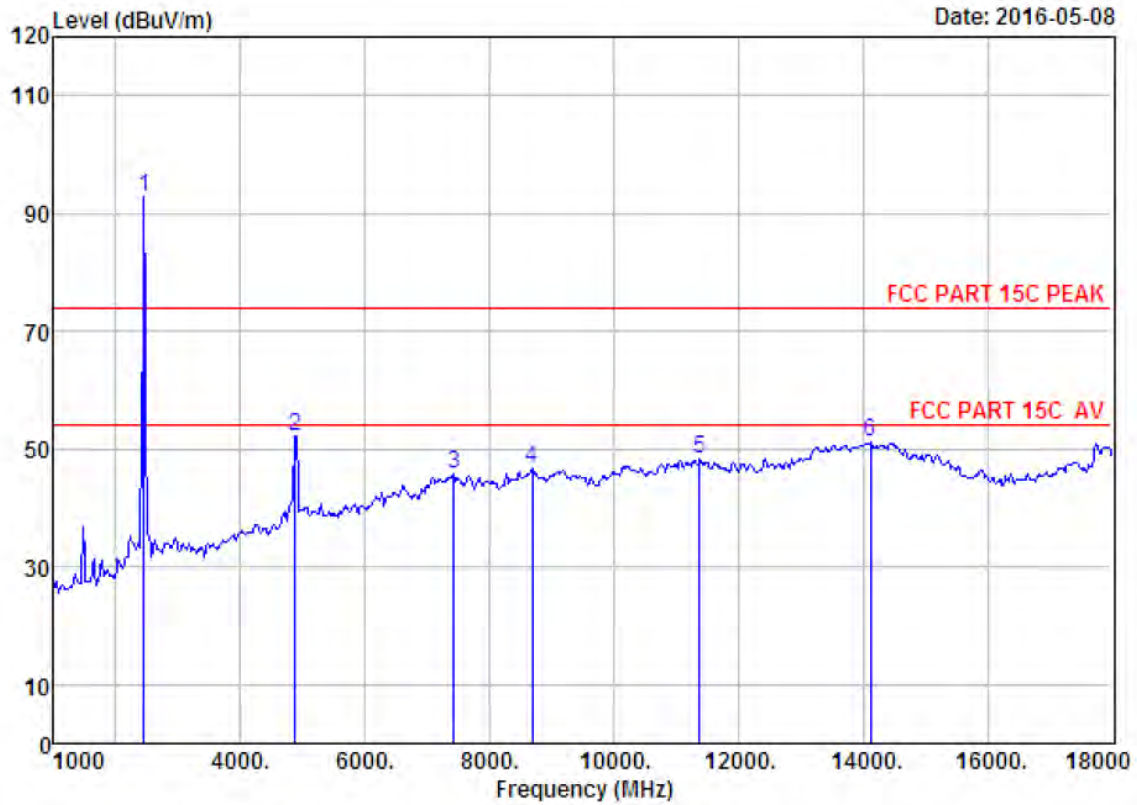
Remarks: 1. Emission Level= Antenna Factor + Cable Loss - Amp Factor + Reading.
 2. The emission levels that are 20dB below the official limit are not reported.



Site no. : 1# 966 chamber Data no. : 145
 Dis. / Ant. : 3m ANT 1-18G Ant. pol. : VERTICAL
 Limit : FCC PART 15C PEAK
 Env. / Ins. : Temp:23.6';Humi:56%;Press:101.52kPa
 Engineer : Tony
 EUI : OTT Multi-media Box
 Power : DC 12V Form Adapter Input AC 120V/60Hz
 M/N : TFD-36-CA
 Test Mode : IEEE 802.11b CH7 2442TX

| | Freq. (MHz) | Ant. Factor (dB/m) | Cable Loss (dB) | Amp Factor (dB) | Reading (dBUV) | Emission Level (dBUV/m) | Limits (dBUV/m) | Margin (dB) | Remark |
|---|----------------|--------------------------|-----------------------|-----------------------|-------------------|-------------------------------|--------------------|----------------|--------|
| 1 | 2442.00 | 27.60 | 6.67 | 34.85 | 93.82 | 93.24 | 74.00 | -19.24 | Peak |
| 2 | 4893.00 | 31.40 | 12.14 | 35.82 | 45.05 | 52.77 | 74.00 | 21.23 | Peak |
| 3 | 7205.00 | 36.52 | 11.54 | 33.92 | 30.88 | 45.02 | 74.00 | 28.98 | Peak |
| 4 | 9160.00 | 37.69 | 11.54 | 34.07 | 29.45 | 44.61 | 74.00 | 29.39 | Peak |
| 5 | 11234.00 | 39.37 | 11.12 | 33.25 | 26.92 | 44.16 | 74.00 | 29.84 | Peak |
| 6 | 14056.00 | 41.51 | 10.90 | 33.06 | 26.76 | 46.11 | 74.00 | 27.89 | Peak |

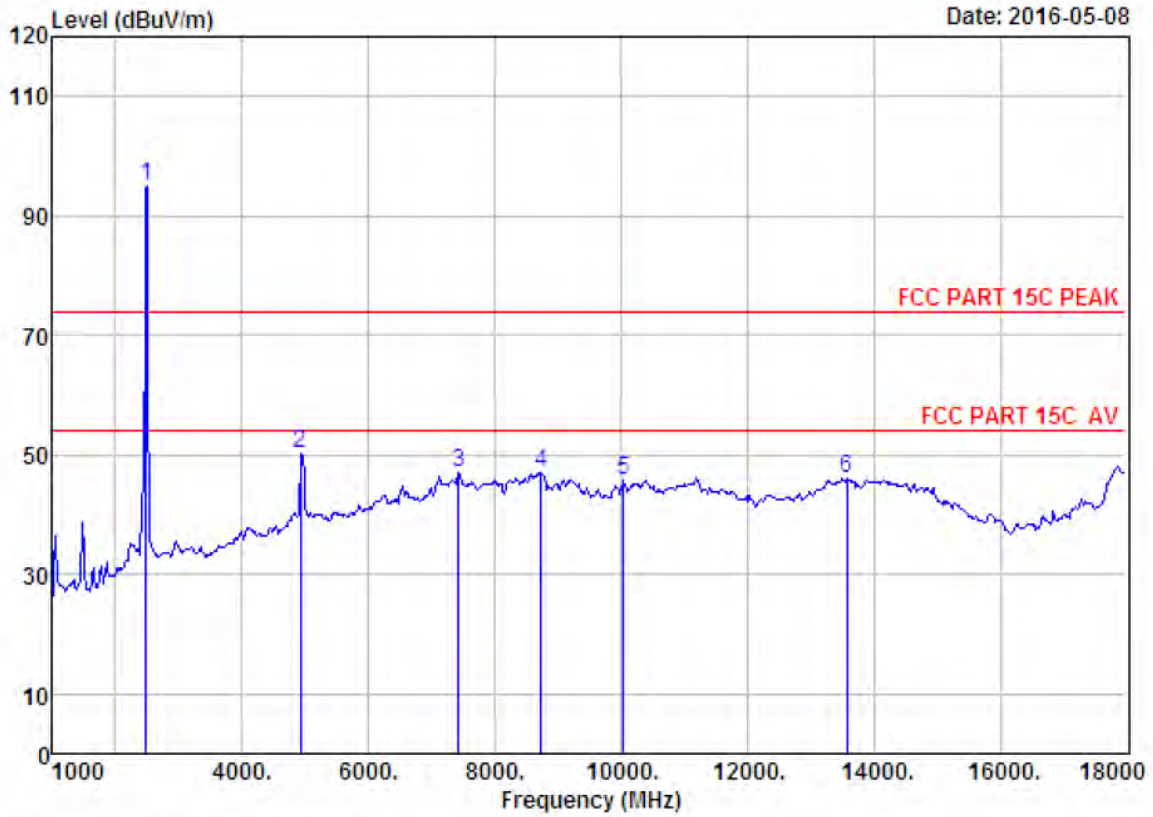
Remarks: 1. Emission Level= Antenna Factor + Cable Loss - Amp Factor + Reading.
 2. The emission levels that are 20dB below the official limit are not reported.



Site no. : 1# 966 chamber Data no. : 146
 Dis. / Ant. : 3m ANT 1-18G Ant. pol. : HORIZONTAL
 Limit : FCC PART 15C PEAK
 Env. / Ins. : Temp:23.6';Humi:56%;Press:101.52kPa
 Engineer : Tony
 EUT : OTT Multi-media Box
 Power : DC 12V Form Adapter Input AC 120V/60Hz
 M/N : TFD-36-CA
 Test Mode : IEEE 802.11b CH7 2442TX

| | Freq. (MHz) | Ant. Factor (dB/m) | Cable Loss (dB) | Amp Factor (dB) | Reading (dBuV) | Emission Level (dBuV/m) | Limits (dBuV/m) | Margin (dB) | Remark |
|---|----------------|--------------------------|-----------------------|-----------------------|-------------------|-------------------------------|--------------------|----------------|--------|
| 1 | 2442.00 | 27.60 | 6.67 | 34.85 | 93.32 | 92.74 | 74.00 | -18.74 | Peak |
| 2 | 4876.00 | 31.37 | 12.07 | 35.76 | 44.46 | 52.14 | 74.00 | 21.86 | Peak |
| 3 | 7426.00 | 36.56 | 11.60 | 34.22 | 31.72 | 45.66 | 74.00 | 28.34 | Peak |
| 4 | 8684.00 | 37.32 | 11.45 | 33.66 | 31.47 | 46.58 | 74.00 | 27.42 | Peak |
| 5 | 11370.00 | 39.28 | 11.02 | 33.51 | 31.43 | 48.22 | 74.00 | 25.78 | Peak |
| 6 | 14124.00 | 41.57 | 10.91 | 33.22 | 31.80 | 51.06 | 74.00 | 22.94 | Peak |

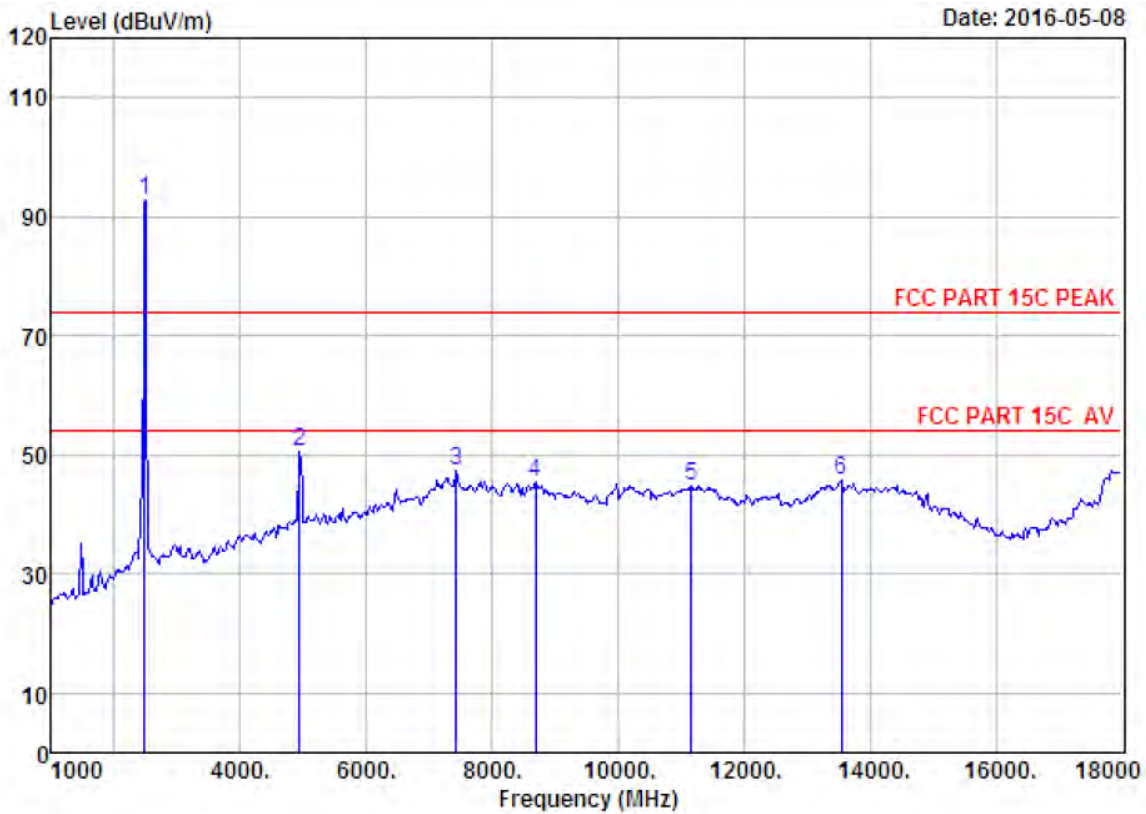
Remarks: 1. Emission Level= Antenna Factor + Cable Loss - Amp Factor + Reading.
 2. The emission levels that are 20dB below the official limit are not reported.



Site no. : 1# 966 chamber Data no. : 147
 Dis. / Ant. : 3m ANT 1-18G Ant. pol. : HORIZONTAL
 Limit : FCC PART 15C PEAK
 Env. / Ins. : Temp:23.6';Humi:56%;Press:101.52kPa
 Engineer : Tony
 EUI : OTT Multi-media Box
 Power : DC 12V Form Adapter Input AC 120V/60Hz
 M/N : TFD-36-CA
 Test Mode : IEEE 802.11b CH13 2472TX

| | Freq. (MHz) | Ant. Factor (dB/m) | Cable Loss (dB) | Amp Factor (dB) | Reading (dBUV) | Emission Level (dBUV/m) | Limits (dBUV/m) | Margin (dB) | Remark |
|---|-------------|--------------------|-----------------|-----------------|----------------|-------------------------|-----------------|-------------|--------|
| 1 | 2472.00 | 27.58 | 6.71 | 35.11 | 95.82 | 95.00 | 74.00 | -21.00 | Peak |
| 2 | 4927.00 | 31.45 | 12.29 | 35.91 | 42.38 | 50.21 | 74.00 | 23.79 | Peak |
| 3 | 7426.00 | 36.56 | 11.60 | 34.22 | 33.25 | 47.19 | 74.00 | 26.81 | Peak |
| 4 | 8735.00 | 37.40 | 11.45 | 33.76 | 31.86 | 46.95 | 74.00 | 27.05 | Peak |
| 5 | 10044.00 | 38.18 | 11.56 | 34.85 | 30.90 | 45.79 | 74.00 | 28.21 | Peak |
| 6 | 13580.00 | 40.31 | 11.40 | 32.64 | 26.97 | 46.04 | 74.00 | 27.96 | Peak |

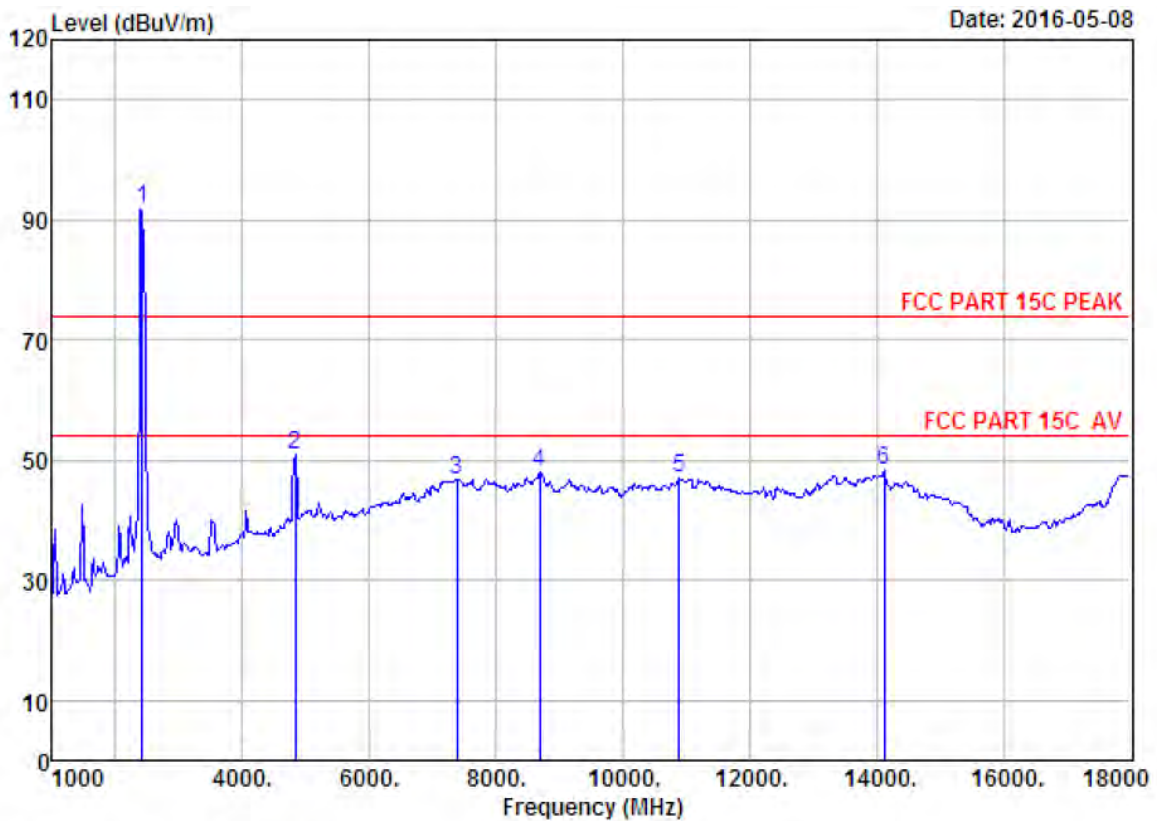
Remarks: 1. Emission Level= Antenna Factor + Cable Loss - Amp Factor + Reading.
 2. The emission levels that are 20dB below the official limit are not reported.



Site no. : 1# 966 chamber Data no. : 148
 Dis. / Ant. : 3m ANT 1-18G Ant. pol. : VERTICAL
 Limit : FCC PART 15C PEAK
 Env. / Ins. : Temp:23.6';Humi:56%;Press:101.52kPa
 Engineer : Tony
 EUT : OTT Multi-media Box
 Power : DC 12V Form Adapter Input AC 120V/60Hz
 M/N : TFD-36-CA
 Test Mode : IEEE 802.11b CH13 2472TX

| | Freq. (MHz) | Ant. Factor (dB/m) | Cable Loss (dB) | Amp Factor (dB) | Reading (dBuV) | Emission Level (dBuV/m) | Limits (dBuV/m) | Margin (dB) | Remark |
|---|----------------|--------------------------|-----------------------|-----------------------|-------------------|-------------------------------|--------------------|----------------|--------|
| 1 | 2472.00 | 27.58 | 6.71 | 35.11 | 93.65 | 92.83 | 74.00 | -18.83 | Peak |
| 2 | 4944.00 | 31.47 | 12.37 | 35.96 | 42.79 | 50.67 | 74.00 | 23.33 | Peak |
| 3 | 7426.00 | 36.56 | 11.60 | 34.22 | 33.30 | 47.24 | 74.00 | 26.76 | Peak |
| 4 | 8684.00 | 37.32 | 11.45 | 33.66 | 30.31 | 45.42 | 74.00 | 28.58 | Peak |
| 5 | 11166.00 | 39.41 | 11.17 | 33.31 | 27.54 | 44.81 | 74.00 | 29.19 | Peak |
| 6 | 13546.00 | 40.21 | 11.44 | 32.61 | 26.64 | 45.68 | 74.00 | 28.32 | Peak |

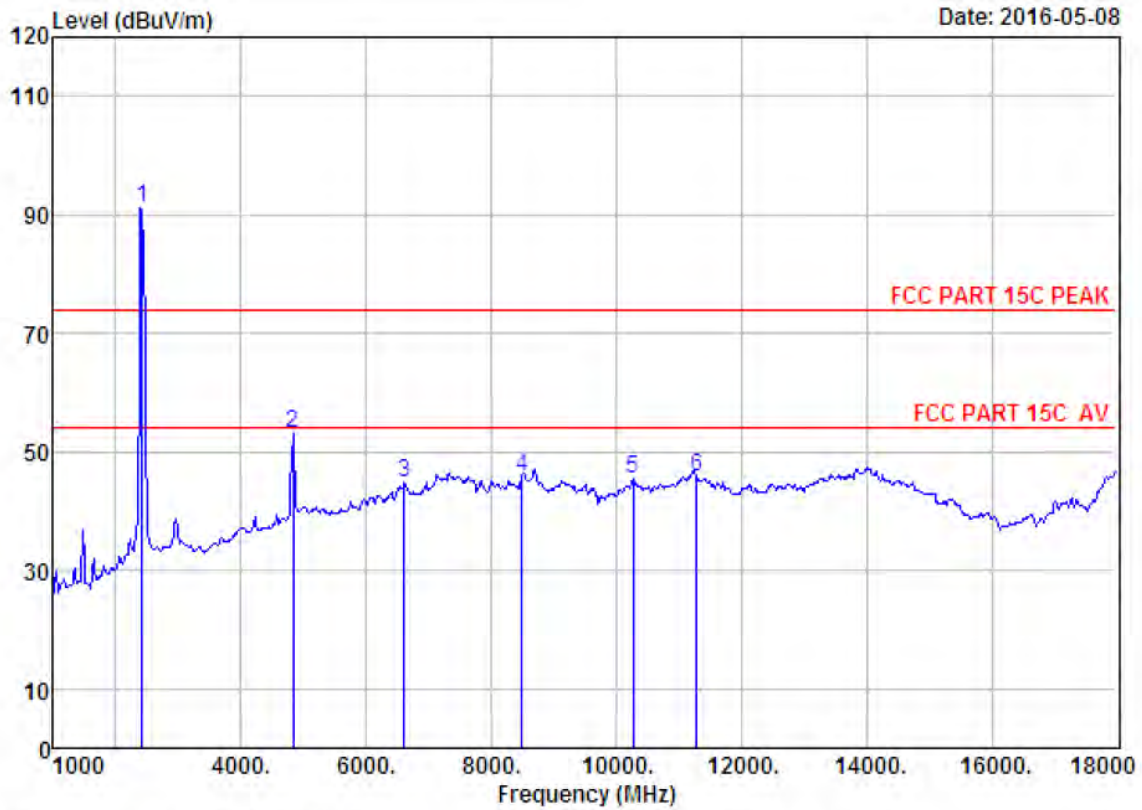
Remarks: 1. Emission Level= Antenna Factor + Cable Loss - Amp Factor + Reading.
 2. The emission levels that are 20dB below the official limit are not reported.



Site no. : 1# 966 chamber Data no. : 151
 Dis. / Ant. : 3m ANI 1-18G Ant. pol. : HORIZONTAL
 Limit : FCC PART 15C PEAK
 Env. / Ins. : Temp:23.6';Humi:56%;Press:101.52kPa
 Engineer : Tony
 EUT : OTI Multi-media Box
 Power : DC 12V Form Adapter Input AC 120V/60Hz
 M/N : TFD-36-CA
 Test Mode : IEEE 802.11g CH1 2412TX

| | Freq. (MHz) | Ant. Factor (dB/m) | Cable Loss (dB) | Amp Factor (dB) | Reading (dBUV) | Emission Level (dBUV/m) | Limits (dBUV/m) | Margin (dB) | Remark |
|---|----------------|--------------------------|-----------------------|-----------------------|-------------------|-------------------------------|--------------------|----------------|--------|
| 1 | 2412.00 | 27.60 | 6.64 | 34.64 | 92.17 | 91.77 | 74.00 | -17.77 | Peak |
| 2 | 4825.00 | 31.28 | 11.84 | 35.66 | 43.58 | 51.04 | 74.00 | 22.96 | Peak |
| 3 | 7375.00 | 36.57 | 11.59 | 34.21 | 32.85 | 46.80 | 74.00 | 27.20 | Peak |
| 4 | 8684.00 | 37.32 | 11.45 | 33.66 | 32.81 | 47.92 | 74.00 | 26.08 | Peak |
| 5 | 10894.00 | 39.41 | 11.29 | 34.05 | 30.30 | 46.95 | 74.00 | 27.05 | Peak |
| 6 | 14124.00 | 41.57 | 10.91 | 33.22 | 28.99 | 48.25 | 74.00 | 25.75 | Peak |

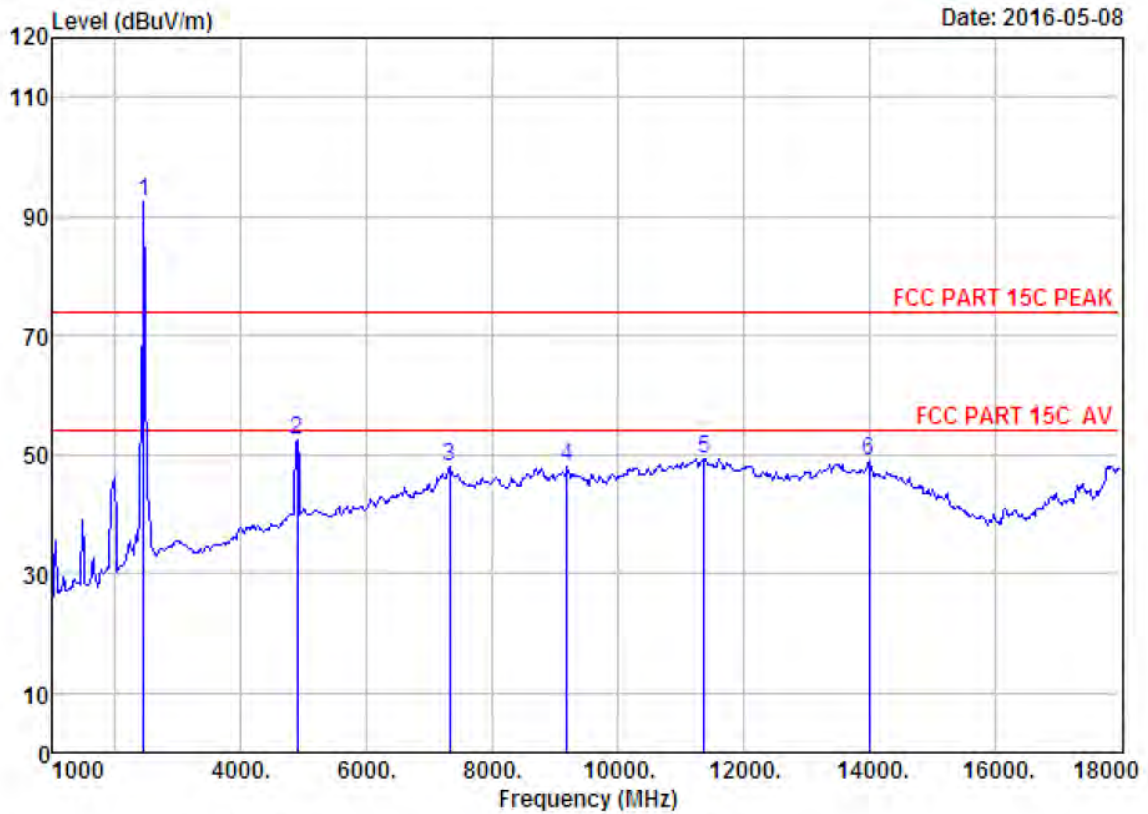
Remarks: 1. Emission Level= Antenna Factor + Cable Loss - Amp Factor + Reading.
 2. The emission levels that are 20dB below the official limit are not reported.



Site no. : 1# 966 chamber Data no. : 152
 Dis. / Ant. : 3m ANT 1-18G Ant. pol. : VERTICAL
 Limit : FCC PART 15C PEAK
 Env. / Ins. : Temp:23.6';Humi:56%;Press:101.52kPa
 Engineer : Tony
 EUT : OTT Multi-media Box
 Power : DC 12V Form Adapter Input AC 120V/60Hz
 M/N : TFD-36-CA
 Test Mode : IEEE 802.11g CH1 2412TX

| | Freq. (MHz) | Ant. Factor (dB/m) | Cable Loss (dB) | Amp Factor (dB) | Reading (dBUV) | Emission Level (dBUV/m) | Limits (dBUV/m) | Margin (dB) | Remark |
|---|----------------|--------------------------|-----------------------|-----------------------|-------------------|-------------------------------|--------------------|----------------|--------|
| 1 | 2412.00 | 27.60 | 6.64 | 34.64 | 91.57 | 91.17 | 74.00 | -17.17 | Peak |
| 2 | 4825.00 | 31.28 | 11.84 | 35.66 | 45.69 | 53.15 | 74.00 | 20.85 | Peak |
| 3 | 6610.00 | 34.47 | 12.07 | 34.74 | 32.89 | 44.69 | 74.00 | 29.31 | Peak |
| 4 | 8497.00 | 36.96 | 11.45 | 34.12 | 31.38 | 45.67 | 74.00 | 28.33 | Peak |
| 5 | 10265.00 | 38.56 | 11.44 | 34.49 | 29.77 | 45.28 | 74.00 | 28.72 | Peak |
| 6 | 11285.00 | 39.33 | 11.08 | 33.32 | 28.52 | 45.61 | 74.00 | 28.39 | Peak |

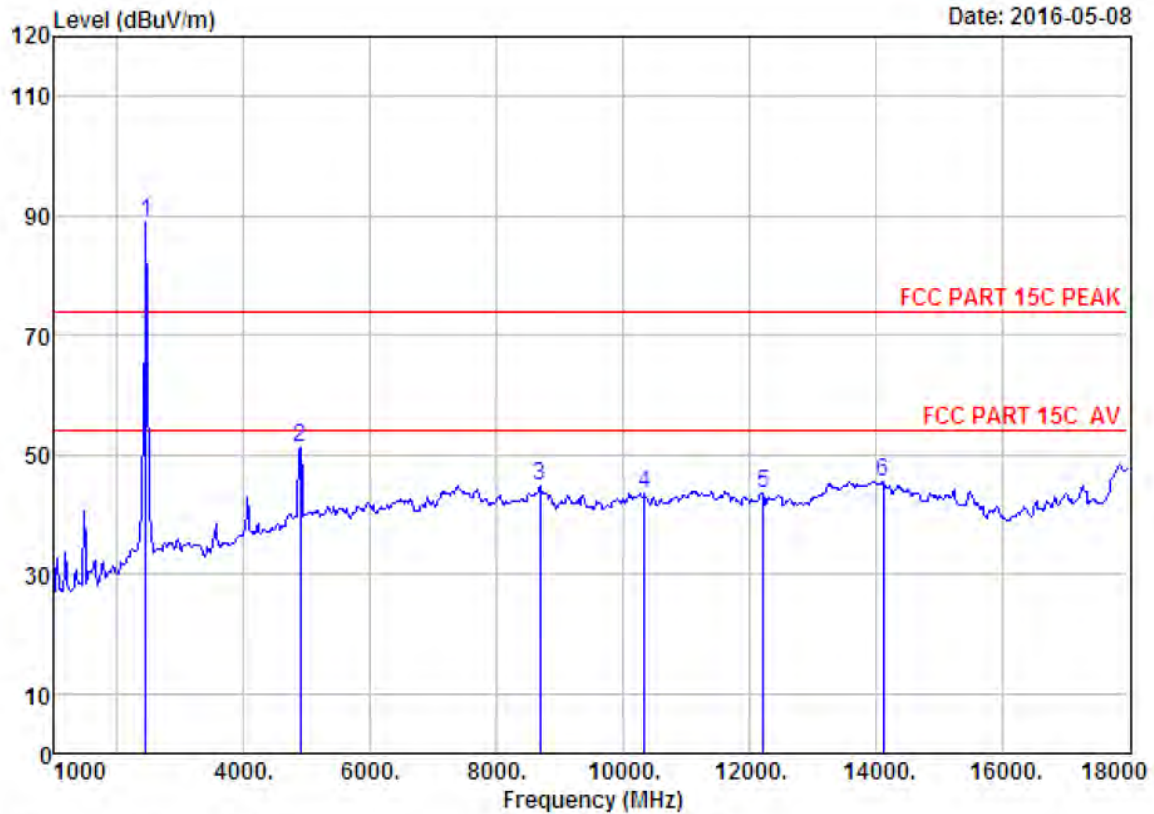
Remarks: 1. Emission Level= Antenna Factor + Cable Loss - Amp Factor + Reading.
 2. The emission levels that are 20dB below the official limit are not reported.



Site no. : 1# 966 chamber Data no. : 155
 Dis. / Ant. : 3m ANTI 1-18G Ant. pol. : HORIZONTAL
 Limit : FCC PART 15C PEAK
 Env. / Ins. : Temp:23.6';Humi:56%;Press:101.52kPa
 Engineer : Tony
 EUT : OTT Multi-media Box
 Power : DC 12V Form Adapter Input AC 120V/60Hz
 M/N : IFD-36-CA
 Test Mode : IEEE 802.11g CH7 2442TX

| | Freq. (MHz) | Ant. Factor (dB/m) | Cable Loss (dB) | Amp Factor (dB) | Reading (dBuV) | Emission Level (dBuV/m) | Limits (dBuV/m) | Margin (dB) | Remark |
|---|----------------|--------------------------|-----------------------|-----------------------|-------------------|-------------------------------|--------------------|----------------|--------|
| 1 | 2442.00 | 27.60 | 6.67 | 34.85 | 93.08 | 92.50 | 74.00 | -18.50 | Peak |
| 2 | 4893.00 | 31.40 | 12.14 | 35.82 | 44.63 | 52.35 | 74.00 | 21.65 | Peak |
| 3 | 7324.00 | 36.55 | 11.57 | 34.14 | 34.05 | 48.03 | 74.00 | 25.97 | Peak |
| 4 | 9194.00 | 37.75 | 11.55 | 34.18 | 32.87 | 47.99 | 74.00 | 26.01 | Peak |
| 5 | 11370.00 | 39.28 | 11.02 | 33.51 | 32.62 | 49.41 | 74.00 | 24.59 | Peak |
| 6 | 14005.00 | 41.46 | 10.90 | 33.01 | 29.77 | 49.12 | 74.00 | 24.88 | Peak |

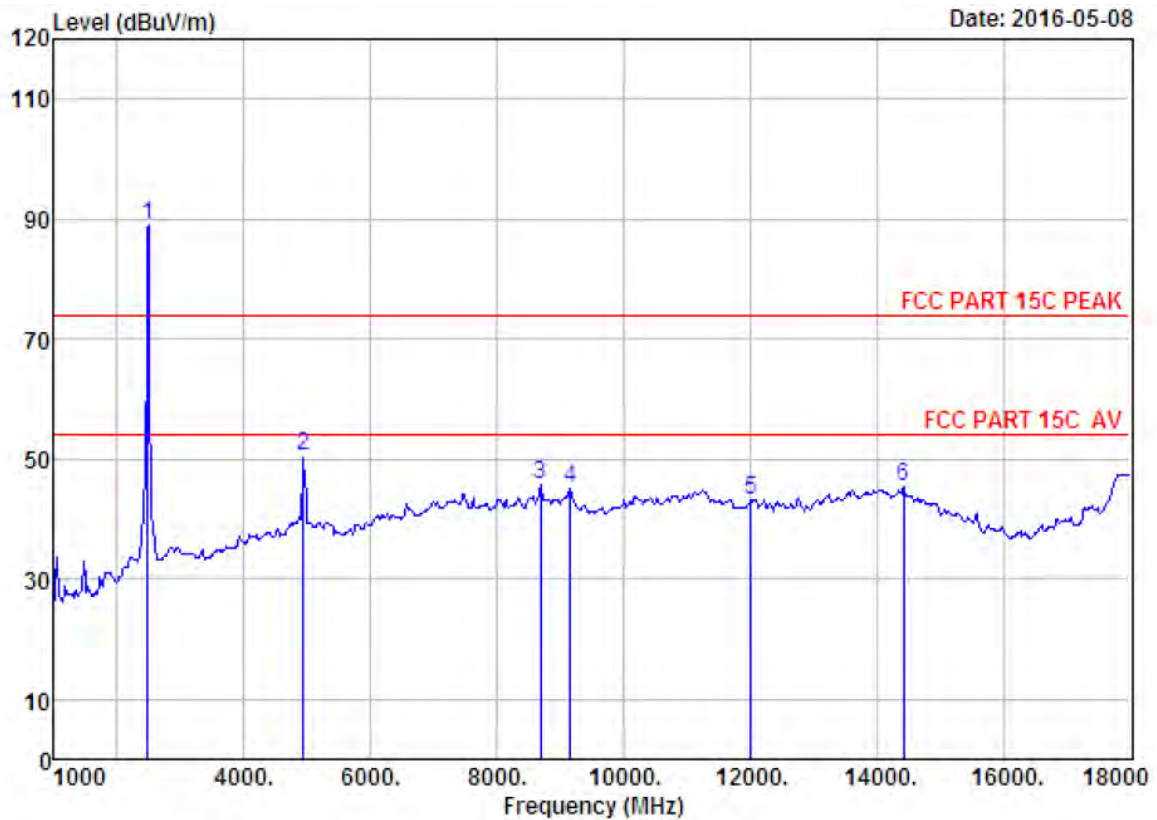
Remarks: 1. Emission Level= Antenna Factor + Cable Loss - Amp Factor + Reading.
 2. The emission levels that are 20dB below the official limit are not reported.



Site no. : 1# 966 chamber Data no. : 156
 Dis. / Ant. : 3m ANT 1-18G Ant. pol. : VERTICAL
 Limit : FCC PART 15C PEAK
 Env. / Ins. : Temp:23.6%;Humi:56%;Press:101.52kPa
 Engineer : Iony
 EUT : OTT Multi-media Box
 Power : DC 12V Form Adapter Input AC 120V/60Hz
 M/N : TFD-36-CA
 Test Mode : IEEE 802.11g CH7 2442TX

| | Freq. (MHz) | Ant. Factor (dB/m) | Cable Loss (dB) | Amp Factor (dB) | Reading (dBuV) | Emission Level (dBuV/m) | Limits (dBuV/m) | Margin (dB) | Remark |
|---|----------------|--------------------------|-----------------------|-----------------------|-------------------|-------------------------------|--------------------|----------------|--------|
| 1 | 2442.00 | 27.60 | 6.67 | 34.85 | 89.43 | 88.85 | 74.00 | -14.85 | Peak |
| 2 | 4893.00 | 31.40 | 12.14 | 35.82 | 43.49 | 51.21 | 74.00 | 22.79 | Peak |
| 3 | 8684.00 | 37.32 | 11.45 | 33.66 | 29.58 | 44.69 | 74.00 | 29.31 | Peak |
| 4 | 10350.00 | 38.71 | 11.39 | 34.53 | 27.86 | 43.43 | 74.00 | 30.57 | Peak |
| 5 | 12220.00 | 38.68 | 11.19 | 33.57 | 27.24 | 43.54 | 74.00 | 30.46 | Peak |
| 6 | 14124.00 | 41.57 | 10.91 | 33.22 | 26.33 | 45.59 | 74.00 | 28.41 | Peak |

Remarks: 1. Emission Level= Antenna Factor + Cable Loss - Amp Factor + Reading.
 2. The emission levels that are 20dB below the official limit are not reported.

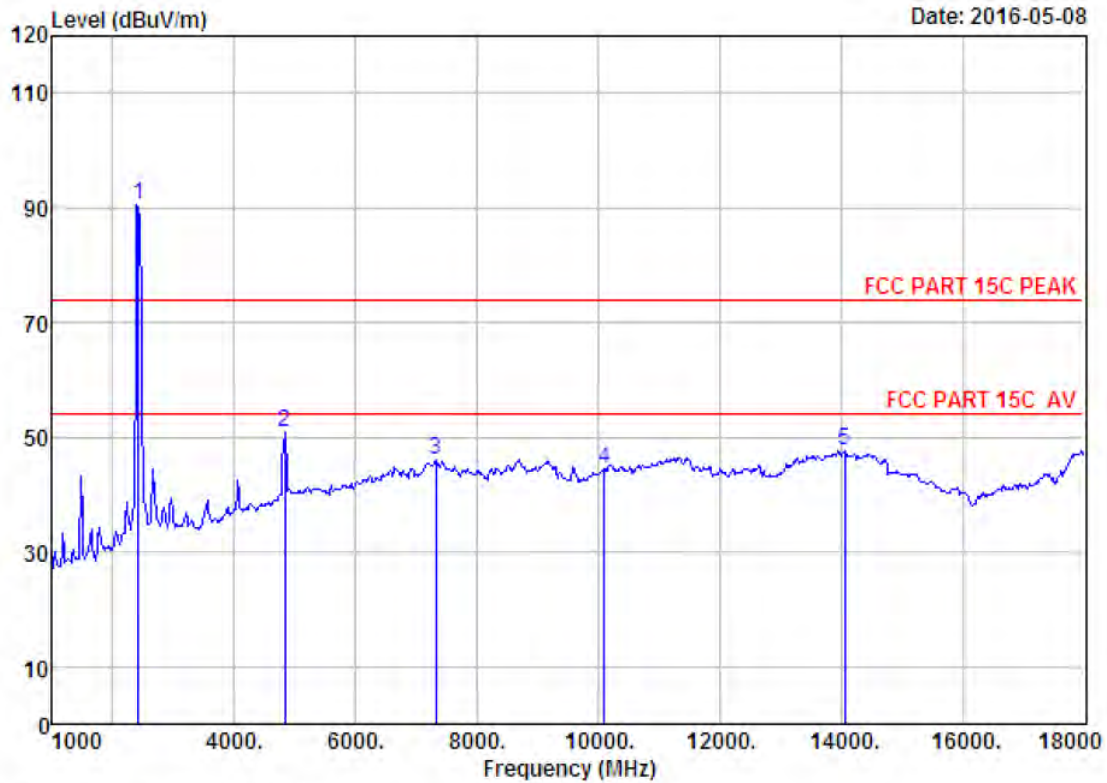


```

Site no.      : 1# 966 chamber           Data no.   : 158
Dis. / Ant.   : 3m  ANT 1-18G          Ant. pol.  : HORIZONTAL
Limit         : FCC PART 15C PEAK
Env. / Ins.   : Temp:23.6';Humi:56%;Press:101.52kPa
Engineer      : Tony
EUI           : OTT Multi-media Box
Power         : DC 12V Form Adapter Input AC 120V/60Hz
M/N           : TFD-36-CA
Test Mode     : IEEE 802.11g CH13 2472TX
    
```

| | Freq. (MHz) | Ant. Factor (dB/m) | Cable Loss (dB) | Amp Factor (dB) | Reading (dBUV) | Emission Level (dBUV/m) | Limits (dBUV/m) | Margin (dB) | Remark |
|---|----------------|--------------------------|-----------------------|-----------------------|-------------------|-------------------------------|--------------------|----------------|--------|
| 1 | 2472.00 | 27.58 | 6.71 | 35.11 | 89.88 | 89.06 | 74.00 | -15.06 | Peak |
| 2 | 4944.00 | 31.47 | 12.37 | 35.96 | 42.58 | 50.46 | 74.00 | 23.54 | Peak |
| 3 | 8684.00 | 37.32 | 11.45 | 33.66 | 30.68 | 45.79 | 74.00 | 28.21 | Peak |
| 4 | 9160.00 | 37.69 | 11.54 | 34.07 | 30.11 | 45.27 | 74.00 | 28.73 | Peak |
| 5 | 12016.00 | 38.62 | 11.40 | 33.55 | 26.79 | 43.26 | 74.00 | 30.74 | Peak |
| 6 | 14430.00 | 41.82 | 10.93 | 33.41 | 26.13 | 45.47 | 74.00 | 28.53 | Peak |

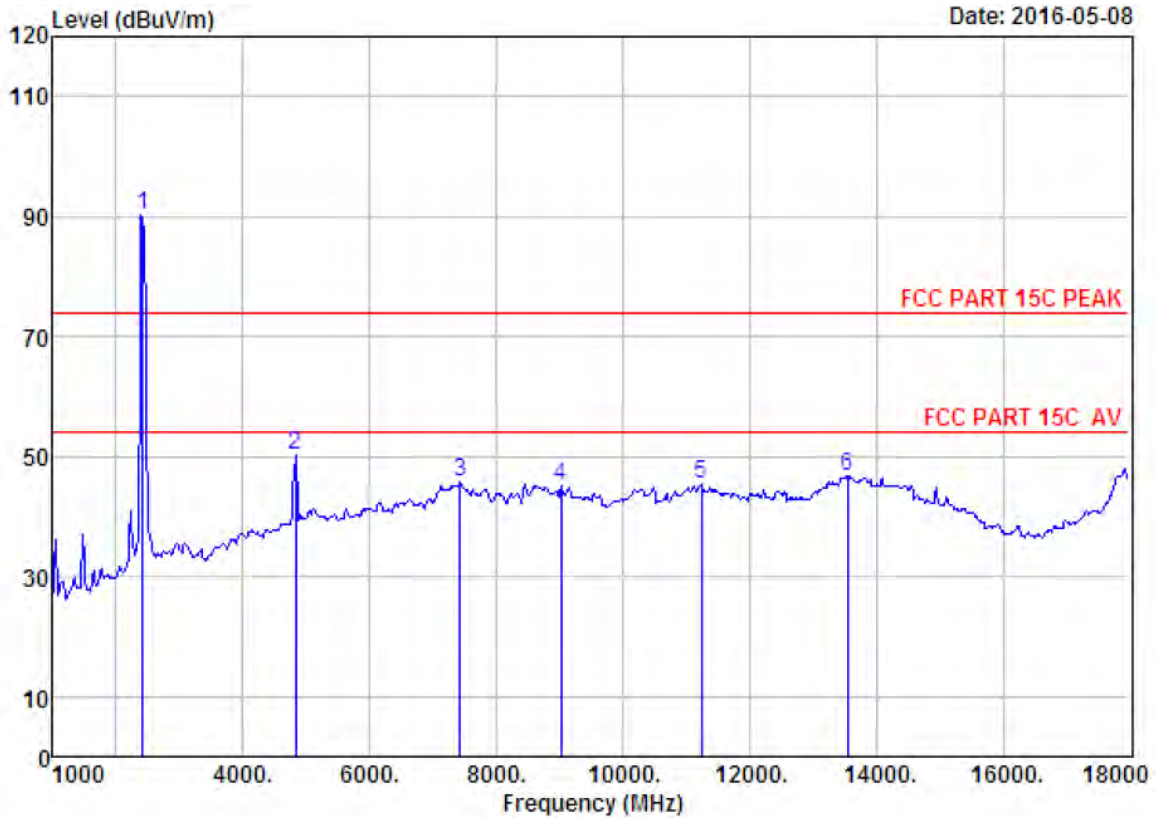
Remarks: 1. Emission Level= Antenna Factor + Cable Loss - Amp Factor + Reading.
 2. The emission levels that are 20dB below the official limit are not reported.



Site no. : 1# 966 chamber Data no. : 161
 Dis. / Ant. : 3m ANT 1-18G Ant. pol. : VERTICAL
 Limit : FCC PART 15C PEAK
 Env. / Ins. : Temp:23.6';Humi:56%;Press:101.52kPa
 Engineer : Tony
 EUT : OTT Multi-media Box
 Power : DC 12V Form Adapter Input AC 120V/60Hz
 M/N : IFD-36-CA
 Test Mode : IEEE 802.11n HT20 CH1 2412TX

| | Freq. (MHz) | Ant. Factor (dB/m) | Cable Loss (dB) | Amp Factor (dB) | Reading (dBuV) | Emission Level (dBuV/m) | Limits (dBuV/m) | Margin (dB) | Remark |
|---|----------------|--------------------------|-----------------------|-----------------------|-------------------|-------------------------------|--------------------|----------------|--------|
| 1 | 2412.00 | 27.60 | 6.64 | 34.64 | 90.97 | 90.57 | 74.00 | -16.57 | Peak |
| 2 | 4825.00 | 31.28 | 11.84 | 35.66 | 43.50 | 50.96 | 74.00 | 23.04 | Peak |
| 3 | 7324.00 | 36.55 | 11.57 | 34.14 | 32.12 | 46.10 | 74.00 | 27.90 | Peak |
| 4 | 10095.00 | 38.27 | 11.53 | 34.69 | 29.40 | 44.51 | 74.00 | 29.49 | Peak |
| 5 | 14056.00 | 41.51 | 10.90 | 33.06 | 28.41 | 47.76 | 74.00 | 26.24 | Peak |

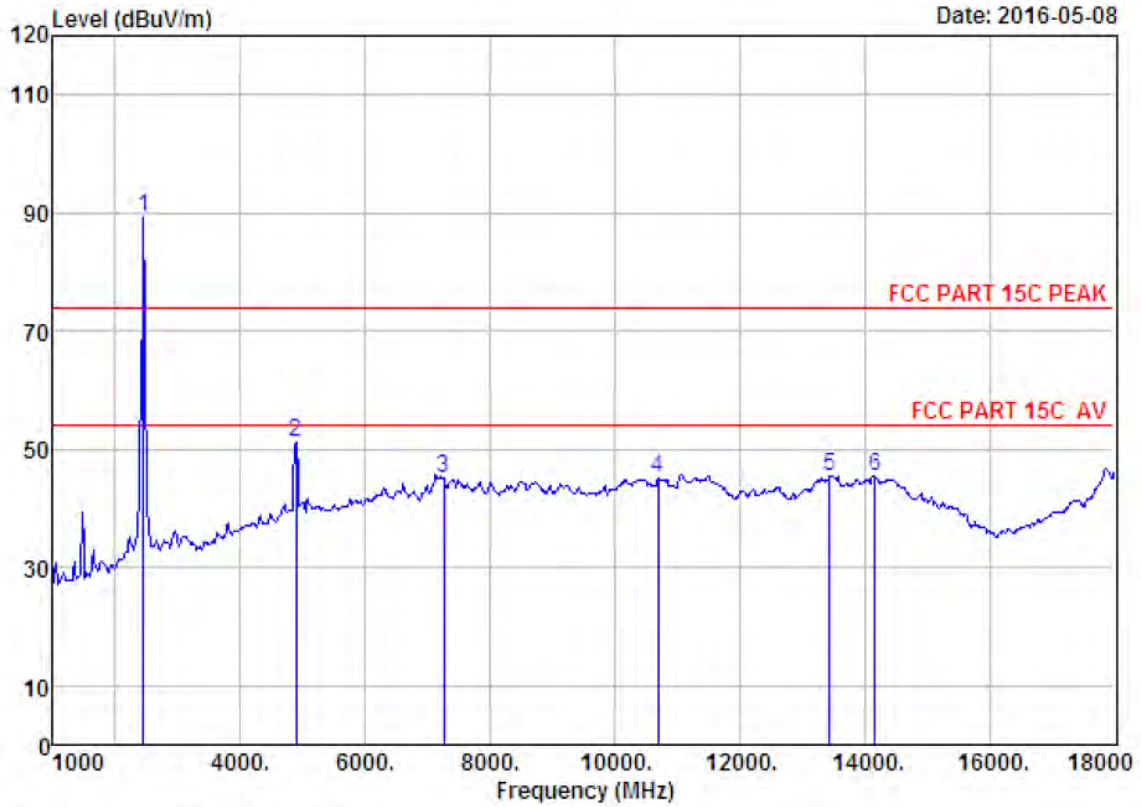
Remarks: 1. Emission Level= Antenna Factor + Cable Loss - Amp Factor + Reading.
 2. The emission levels that are 20dB below the official limit are not reported.



Site no. : 1# 966 chamber Data no. : 162
 Dis. / Ant. : 3m ANT 1-18G Ant. pol. : HORIZONTAL
 Limit : FCC PART 15C PEAK
 Env. / Ins. : Temp:23.6';Humi:56%;Press:101.52kPa
 Engineer : Tony
 EUI : OTI Multi-media Box
 Power : DC 12V Form Adapter Input AC 120V/60Hz
 M/N : TFD-36-CA
 Test Mode : IEEE 802.11n HT20 CH1 2412TX

| | Freq. (MHz) | Ant. Factor (dB/m) | Cable Loss (dB) | Amp Factor (dB) | Reading (dBuV) | Emission Level (dBuV/m) | Limits (dBuV/m) | Margin (dB) | Remark |
|---|----------------|--------------------------|-----------------------|-----------------------|-------------------|-------------------------------|--------------------|----------------|--------|
| 1 | 2412.00 | 27.60 | 6.64 | 34.64 | 90.54 | 90.14 | 74.00 | -16.14 | Peak |
| 2 | 4825.00 | 31.28 | 11.84 | 35.66 | 42.90 | 50.36 | 74.00 | 23.64 | Peak |
| 3 | 7426.00 | 36.56 | 11.60 | 34.22 | 31.69 | 45.63 | 74.00 | 28.37 | Peak |
| 4 | 9024.00 | 37.43 | 11.47 | 34.30 | 30.65 | 45.25 | 74.00 | 28.75 | Peak |
| 5 | 11234.00 | 39.37 | 11.12 | 33.25 | 28.13 | 45.37 | 74.00 | 28.63 | Peak |
| 6 | 13546.00 | 40.21 | 11.44 | 32.61 | 27.78 | 46.82 | 74.00 | 27.18 | Peak |

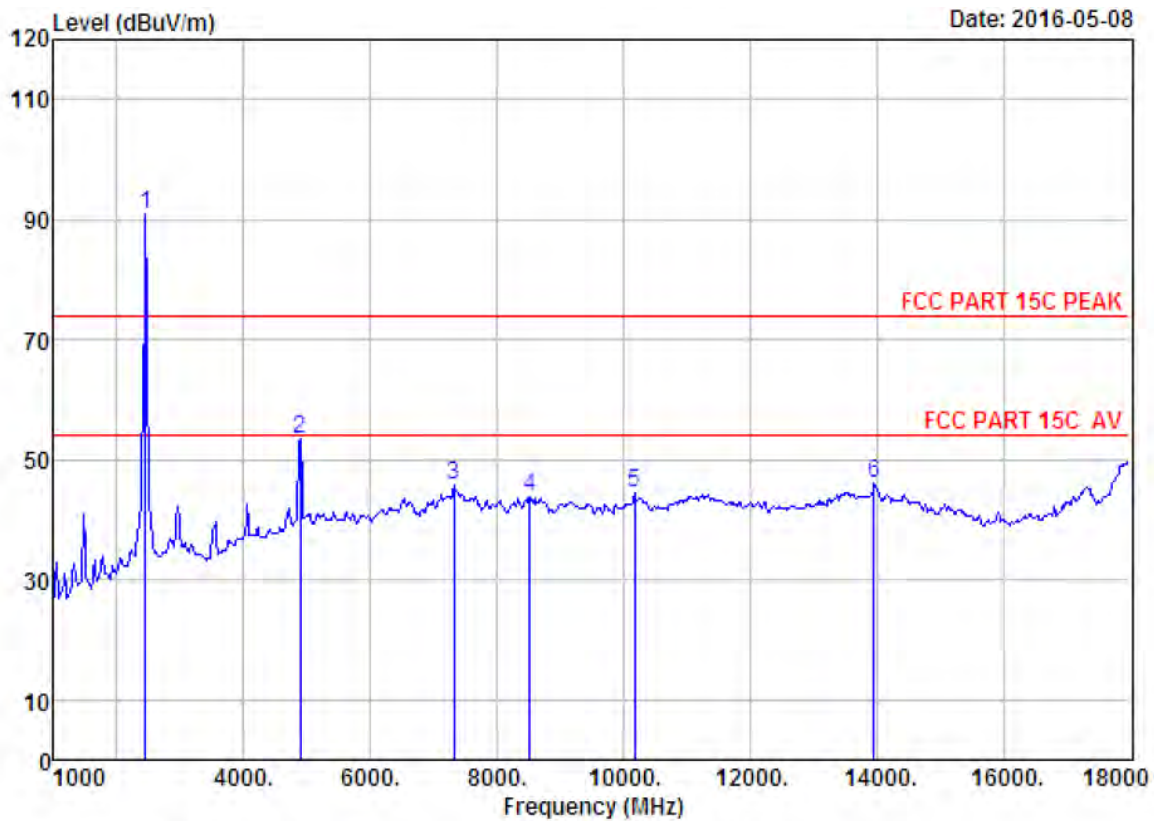
Remarks: 1. Emission Level= Antenna Factor + Cable Loss - Amp Factor + Reading.
 2. The emission levels that are 20dB below the official limit are not reported.



Site no. : 1# 966 chamber Data no. : 165
 Dis. / Ant. : 3m ANT 1-18G Ant. pol. : VERTICAL
 Limit : FCC PART 15C PEAK
 Env. / Ins. : Temp:23.6';Humi:56%;Press:101.52kPa
 Engineer : Tony
 EUT : OTT Multi-media Box
 Power : DC 12V Form Adapter Input AC 120V/60Hz
 M/N : TFD-36-CA
 Test Mode : IEEE 802.11n HT20 CH7 2442TX

| | Freq. (MHz) | Ant. Factor (dB/m) | Cable Loss (dB) | Amp Factor (dB) | Reading (dBuV) | Emission Level (dBuV/m) | Limits (dBuV/m) | Margin (dB) | Remark |
|---|-------------|--------------------|-----------------|-----------------|----------------|-------------------------|-----------------|-------------|--------|
| 1 | 2442.00 | 27.60 | 6.67 | 34.85 | 90.00 | 89.42 | 74.00 | -15.42 | Peak |
| 2 | 4893.00 | 31.40 | 12.14 | 35.82 | 43.32 | 51.04 | 74.00 | 22.96 | Peak |
| 3 | 7256.00 | 36.53 | 11.55 | 34.02 | 30.95 | 45.01 | 74.00 | 28.99 | Peak |
| 4 | 10690.00 | 39.18 | 11.30 | 34.22 | 28.93 | 45.19 | 74.00 | 28.81 | Peak |
| 5 | 13444.00 | 39.95 | 11.49 | 32.74 | 26.74 | 45.44 | 74.00 | 28.56 | Peak |
| 6 | 14175.00 | 41.61 | 10.91 | 33.35 | 26.40 | 45.57 | 74.00 | 28.43 | Peak |

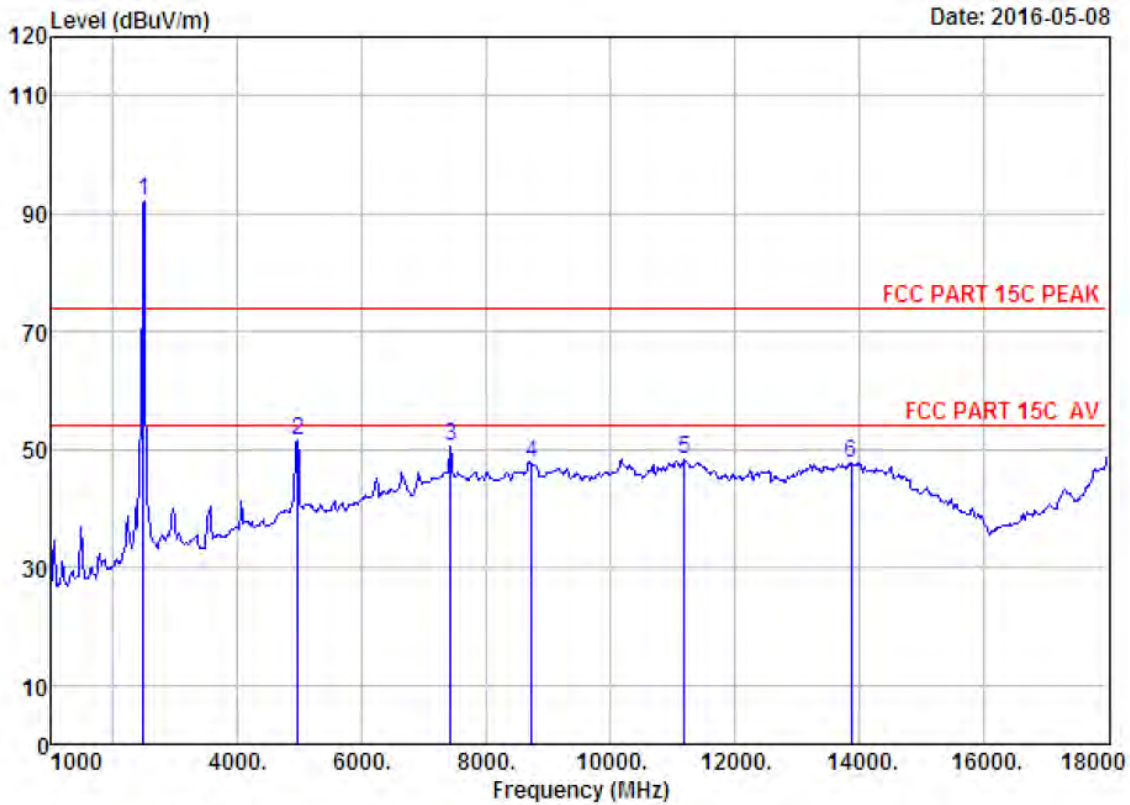
Remarks: 1. Emission Level= Antenna Factor + Cable Loss - Amp Factor + Reading.
 2. The emission levels that are 20dB below the official limit are not reported.



Site no. : 1# 966 chamber Data no. : 166
 Dis. / Ant. : 3m ANT 1-18G Ant. pol. : HORIZONTAL
 Limit : FCC PART 15C PEAK
 Env. / Ins. : Temp:23.6';Humi:56%;Press:101.52kPa
 Engineer : Tony
 EUI : OTI Multi-media Box
 Power : DC 12V Form Adapter Input AC 120V/60Hz
 M/N : TFD-36-CA
 Test Mode : IEEE 802.11n HT20 CH7 2442TX

| | Freq. (MHz) | Ant. Factor (dB/m) | Cable Loss (dB) | Amp Factor (dB) | Reading (dBuV) | Emission Level (dBuV/m) | Limits (dBuV/m) | Margin (dB) | Remark |
|---|----------------|--------------------------|-----------------------|-----------------------|-------------------|-------------------------------|--------------------|----------------|--------|
| 1 | 2445.00 | 27.59 | 6.67 | 34.85 | 91.55 | 90.96 | 74.00 | -16.96 | Peak |
| 2 | 4893.00 | 31.40 | 12.14 | 35.82 | 45.57 | 53.29 | 74.00 | 20.71 | Peak |
| 3 | 7324.00 | 36.55 | 11.57 | 34.14 | 31.70 | 45.68 | 74.00 | 28.32 | Peak |
| 4 | 8514.00 | 36.96 | 11.45 | 34.07 | 29.51 | 43.85 | 74.00 | 30.15 | Peak |
| 5 | 10180.00 | 38.42 | 11.49 | 34.53 | 29.05 | 44.43 | 74.00 | 29.57 | Peak |
| 6 | 13954.00 | 41.35 | 10.96 | 32.99 | 26.90 | 46.22 | 74.00 | 27.78 | Peak |

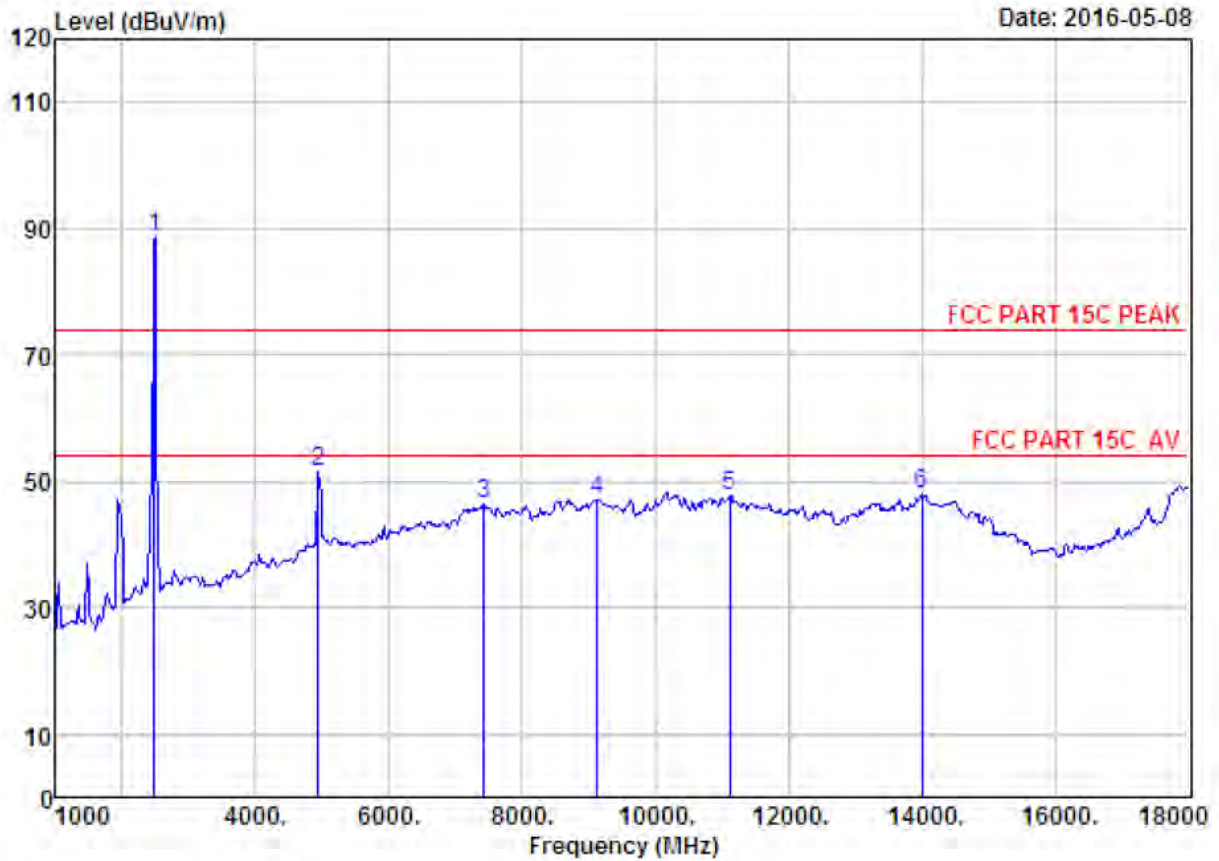
Remarks: 1. Emission Level= Antenna Factor + Cable Loss - Amp Factor + Reading.
 2. The emission levels that are 20dB below the official limit are not reported.



Site no. : 1# 966 chamber Data no. : 167
 Dis. / Ant. : 3m ANT 1-18G Ant. pol. : HORIZONTAL
 Limit : FCC PART 15C PEAK
 Env. / Ins. : Temp:23.6';Humi:56%;Press:101.52kPa
 Engineer : Tony
 EUI : OTT Multi-media Box
 Power : DC 12V Form Adapter Input AC 120V/60Hz
 M/N : TFD-36-CA
 Test Mode : IEEE 802.11n HT20 CH13 2472TX

| | Freq. (MHz) | Ant. Factor (dB/m) | Cable Loss (dB) | Amp Factor (dB) | Reading (dBuV) | Emission Level (dBuV/m) | Limits (dBuV/m) | Margin (dB) | Remark |
|---|----------------|--------------------------|-----------------------|-----------------------|-------------------|-------------------------------|--------------------|----------------|--------|
| 1 | 2472.00 | 27.58 | 6.71 | 35.11 | 93.11 | 92.29 | 74.00 | -18.29 | Peak |
| 2 | 4961.00 | 31.49 | 12.44 | 36.01 | 43.70 | 51.62 | 74.00 | 22.38 | Peak |
| 3 | 7426.00 | 36.56 | 11.60 | 34.22 | 36.73 | 50.67 | 74.00 | 23.33 | Peak |
| 4 | 8735.00 | 37.40 | 11.45 | 33.76 | 32.52 | 47.61 | 74.00 | 26.39 | Peak |
| 5 | 11200.00 | 39.39 | 11.14 | 33.24 | 31.12 | 48.41 | 74.00 | 25.59 | Peak |
| 6 | 13886.00 | 41.16 | 11.04 | 33.03 | 28.53 | 47.70 | 74.00 | 26.30 | Peak |

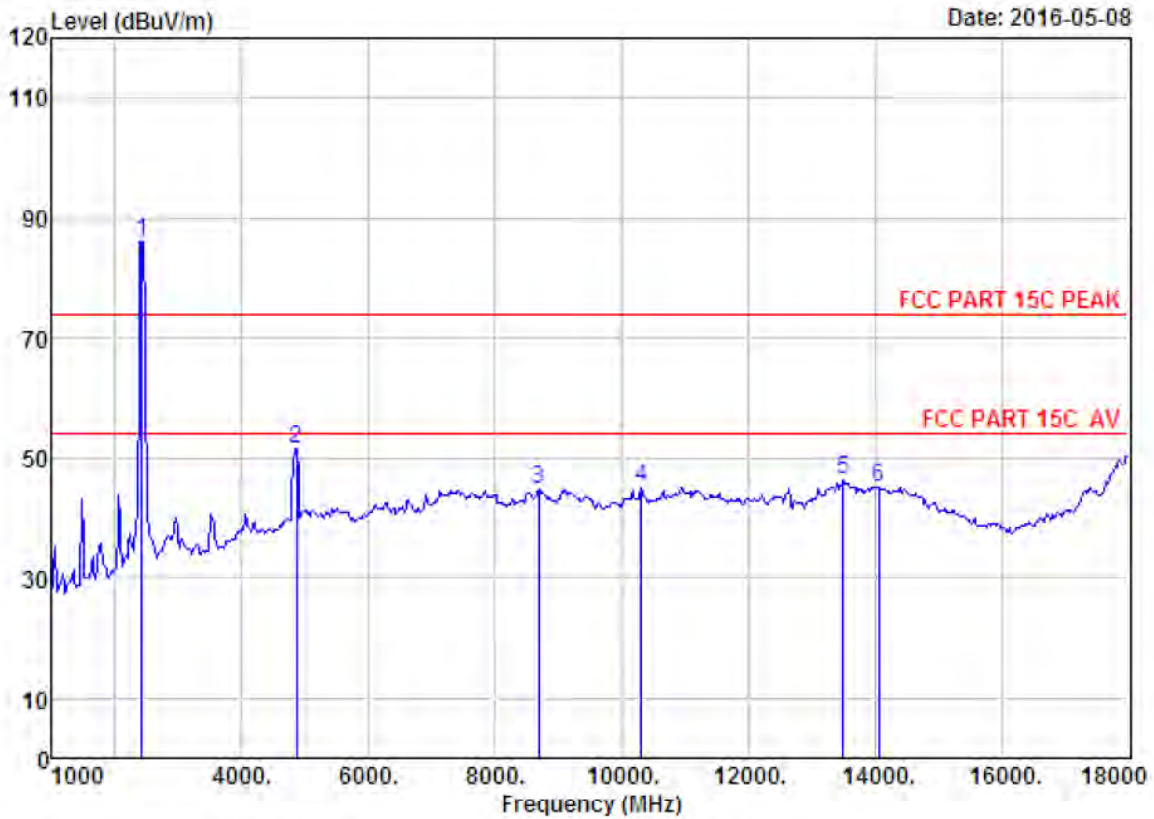
Remarks: 1. Emission Level= Antenna Factor + Cable Loss - Amp Factor + Reading.
 2. The emission levels that are 20dB below the official limit are not reported.



Site no. : 1# 966 chamber Data no. : 168
 Dis. / Ant. : 3m ANT 1-18G Ant. pol. : VERTICAL
 Limit : FCC PART 15C PEAK
 Env. / Ins. : Temp:23.6';Humi:56%;Press:101.52kPa
 Engineer : Tony
 EUT : OTI Multi-media Box
 Power : DC 12V Form Adapter Input AC 120V/60Hz
 M/N : TFD-36-CA
 Test Mode : IEEE 802.11n HT20 CH13 2472TX

| | Freq. (MHz) | Ant. Factor (dB/m) | Cable Loss (dB) | Amp Factor (dB) | Reading (dBUV) | Emission Level (dBUV/m) | Limits (dBUV/m) | Margin (dB) | Remark |
|---|----------------|--------------------------|-----------------------|-----------------------|-------------------|-------------------------------|--------------------|----------------|--------|
| 1 | 2472.00 | 27.58 | 6.71 | 35.11 | 89.33 | 88.51 | 74.00 | -14.51 | Peak |
| 2 | 4944.00 | 31.47 | 12.37 | 35.96 | 43.74 | 51.62 | 74.00 | 22.38 | Peak |
| 3 | 7426.00 | 36.56 | 11.60 | 34.22 | 32.41 | 46.35 | 74.00 | 27.65 | Peak |
| 4 | 9126.00 | 37.62 | 11.52 | 34.09 | 32.02 | 47.07 | 74.00 | 26.93 | Peak |
| 5 | 11115.00 | 39.44 | 11.20 | 33.55 | 30.54 | 47.63 | 74.00 | 26.37 | Peak |
| 6 | 14005.00 | 41.46 | 10.90 | 33.01 | 28.54 | 47.89 | 74.00 | 26.11 | Peak |

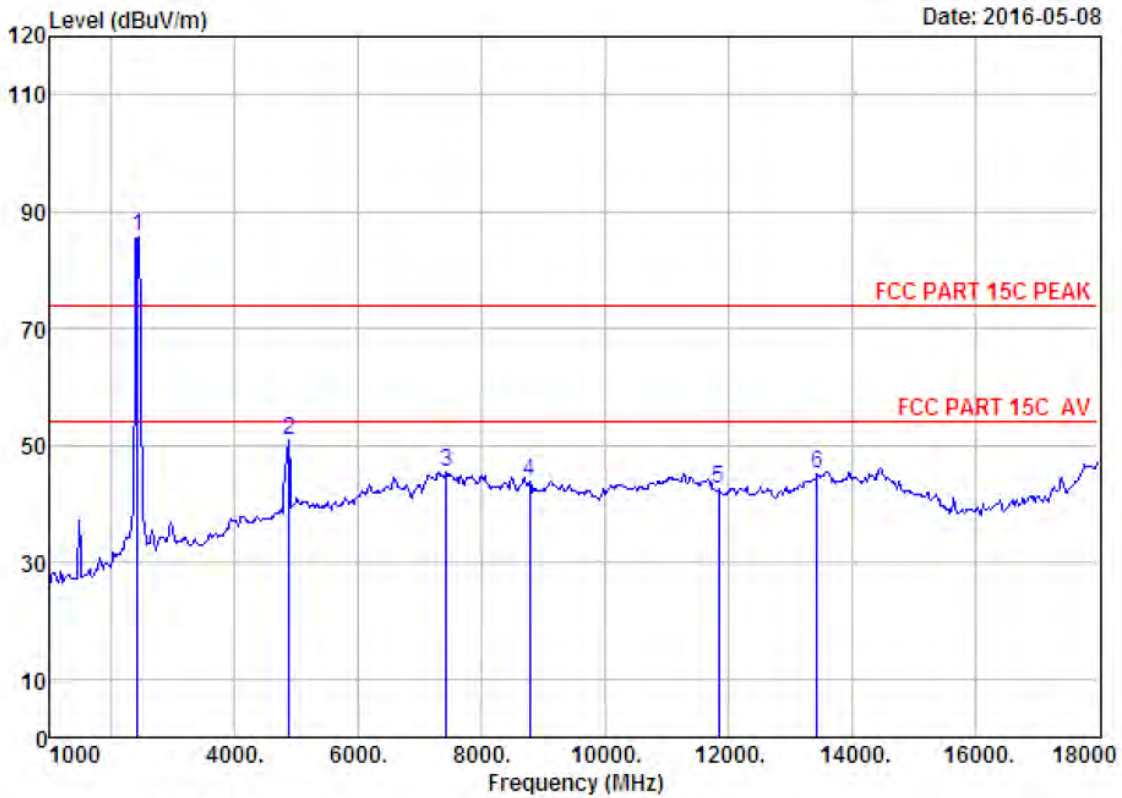
Remarks: 1. Emission Level= Antenna Factor + Cable Loss - Amp Factor + Reading.
 2. The emission levels that are 20dB below the official limit are not reported.



Site no. : 1# 966 chamber Data no. : 171
 Dis. / Ant. : 3m ANT 1-18G Ant. pol. : HORIZONTAL
 Limit : FCC PART 15C PEAK
 Env. / Ins. : Temp:23.6%;Humi:56%;Press:101.52kPa
 Engineer : Tony
 EUT : OTI Multi-media Box
 Power : DC 12V Form Adapter Input AC 120V/60Hz
 M/N : IFD-36-CA
 Test Mode : IEEE 802.11n HT40 CH3 2422TX

| | Freq. (MHz) | Ant. Factor (dB/m) | Cable Loss (dB) | Amp Factor (dB) | Reading (dBuV) | Emission Level (dBuV/m) | Limits (dBuV/m) | Margin (dB) | Remark |
|---|----------------|--------------------------|-----------------------|-----------------------|-------------------|-------------------------------|--------------------|----------------|--------|
| 1 | 2422.00 | 27.60 | 6.66 | 34.74 | 86.71 | 86.23 | 74.00 | -12.23 | Peak |
| 2 | 4859.00 | 31.34 | 11.99 | 35.70 | 43.96 | 51.59 | 74.00 | 22.41 | Peak |
| 3 | 8684.00 | 37.32 | 11.45 | 33.66 | 29.80 | 44.91 | 74.00 | 29.09 | Peak |
| 4 | 10316.00 | 38.65 | 11.41 | 34.51 | 29.65 | 45.20 | 74.00 | 28.80 | Peak |
| 5 | 13495.00 | 40.07 | 11.50 | 32.65 | 27.47 | 46.39 | 74.00 | 27.61 | Peak |
| 6 | 14056.00 | 41.51 | 10.90 | 33.06 | 25.76 | 45.11 | 74.00 | 28.89 | Peak |

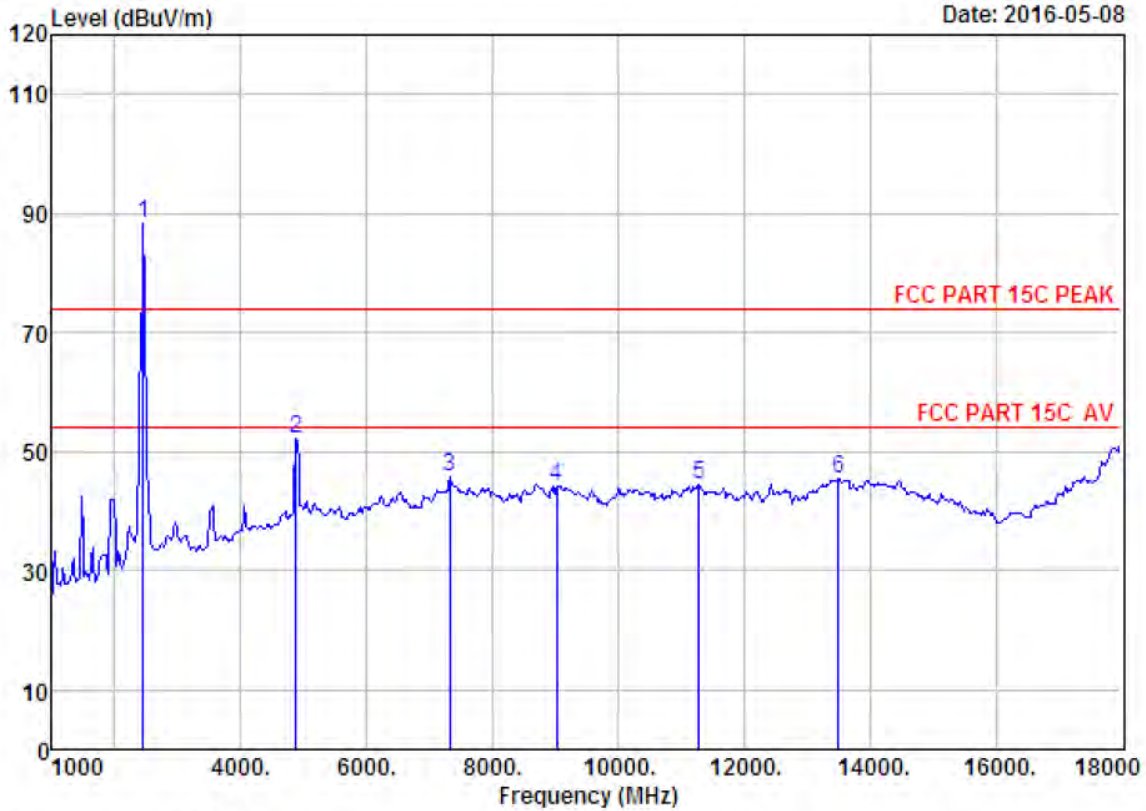
Remarks: 1. Emission Level= Antenna Factor + Cable Loss - Amp Factor + Reading.
 2. The emission levels that are 20dB below the official limit are not reported.



Site no. : 1# 966 chamber Data no. : 172
 Dis. / Ant. : 3m ANT 1-18G Ant. pol. : VERTICAL
 Limit : FCC PART 15C PEAK
 Env. / Ins. : Temp:23.6';Humi:56%;Press:101.52kPa
 Engineer : Tony
 EUT : OTI Multi-media Box
 Power : DC 12V Form Adapter Input AC 120V/60Hz
 M/N : TFD-36-CA
 Test Mode : IEEE 802.11n HT40 CH3 2422TX

| | Freq. (MHz) | Ant. Factor (dB/m) | Cable Loss (dB) | Amp Factor (dB) | Reading (dBUV) | Emission Level (dBUV/m) | Limits (dBUV/m) | Margin (dB) | Remark |
|---|----------------|--------------------------|-----------------------|-----------------------|-------------------|-------------------------------|--------------------|----------------|--------|
| 1 | 2422.00 | 27.60 | 6.66 | 34.74 | 86.14 | 85.66 | 74.00 | -11.66 | Peak |
| 2 | 4876.00 | 31.37 | 12.07 | 35.76 | 43.32 | 51.00 | 74.00 | 23.00 | Peak |
| 3 | 7426.00 | 36.56 | 11.60 | 34.22 | 31.65 | 45.59 | 74.00 | 28.41 | Peak |
| 4 | 8786.00 | 37.48 | 11.46 | 33.90 | 28.72 | 43.76 | 74.00 | 30.24 | Peak |
| 5 | 11846.00 | 38.80 | 11.26 | 33.53 | 25.91 | 42.44 | 74.00 | 31.56 | Peak |
| 6 | 13444.00 | 39.95 | 11.49 | 32.74 | 26.32 | 45.02 | 74.00 | 28.98 | Peak |

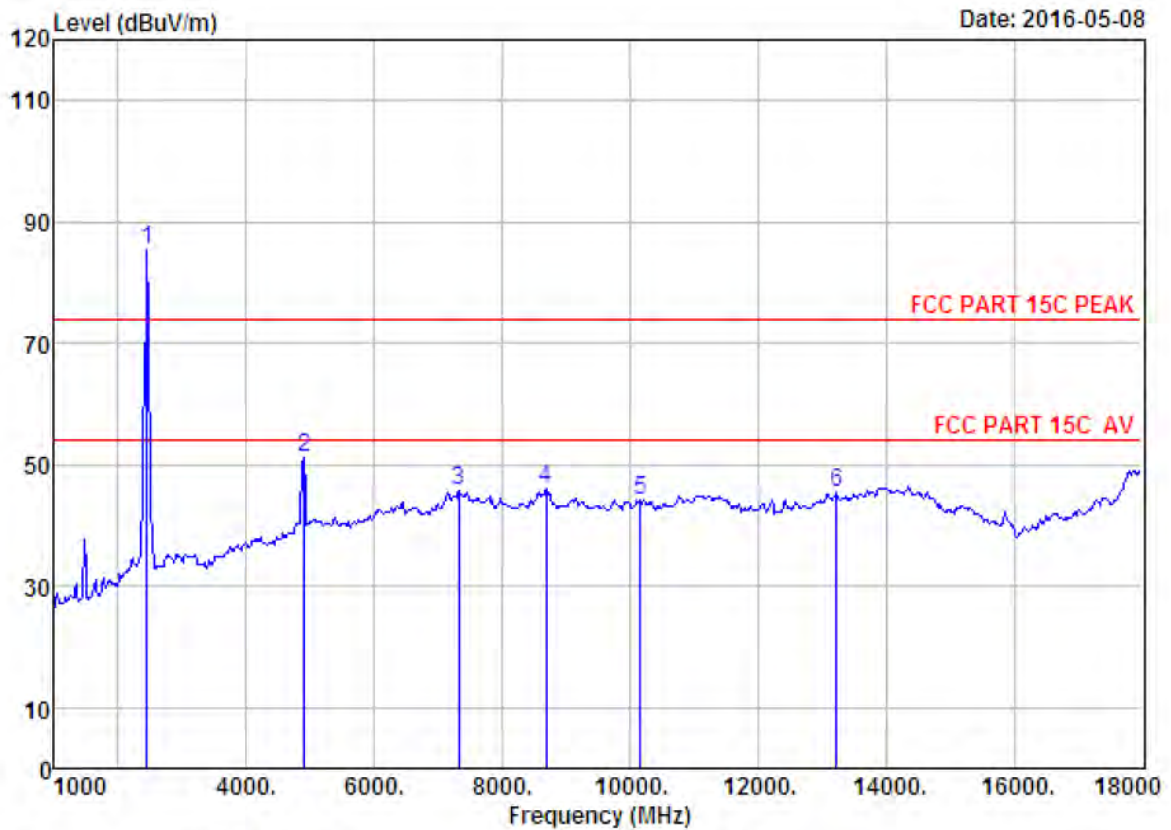
Remarks: 1. Emission Level= Antenna Factor + Cable Loss - Amp Factor + Reading.
 2. The emission levels that are 20dB below the official limit are not reported.



Site no. : 1# 966 chamber Data no. : 175
 Dis. / Ant. : 3m ANT 1-18G Ant. pol. : HORIZONTAL
 Limit : FCC PART 15C PEAK
 Env. / Ins. : Temp:23.6';Humi:56%;Press:101.52kPa
 Engineer : Tony
 EUT : OTT Multi-media Box
 Power : DC 12V Form Adapter Input AC 120V/60Hz
 M/N : IFD-36-CA
 Test Mode : IEEE 802.11n HT40 CH7 2442TX

| | Freq. (MHz) | Ant. Factor (dB/m) | Cable Loss (dB) | Amp Factor (dB) | Reading (dBuV) | Emission Level (dBuV/m) | Limits (dBuV/m) | Margin (dB) | Remark |
|---|----------------|--------------------------|-----------------------|-----------------------|-------------------|-------------------------------|--------------------|----------------|--------|
| 1 | 2442.00 | 27.60 | 6.67 | 34.85 | 88.88 | 88.30 | 74.00 | -14.30 | Peak |
| 2 | 4876.00 | 31.37 | 12.07 | 35.76 | 44.40 | 52.08 | 74.00 | 21.92 | Peak |
| 3 | 7324.00 | 36.55 | 11.57 | 34.14 | 31.69 | 45.67 | 74.00 | 28.33 | Peak |
| 4 | 9024.00 | 37.43 | 11.47 | 34.30 | 29.65 | 44.25 | 74.00 | 29.75 | Peak |
| 5 | 11285.00 | 39.33 | 11.08 | 33.32 | 27.48 | 44.57 | 74.00 | 29.43 | Peak |
| 6 | 13495.00 | 40.07 | 11.50 | 32.65 | 26.63 | 45.55 | 74.00 | 28.45 | Peak |

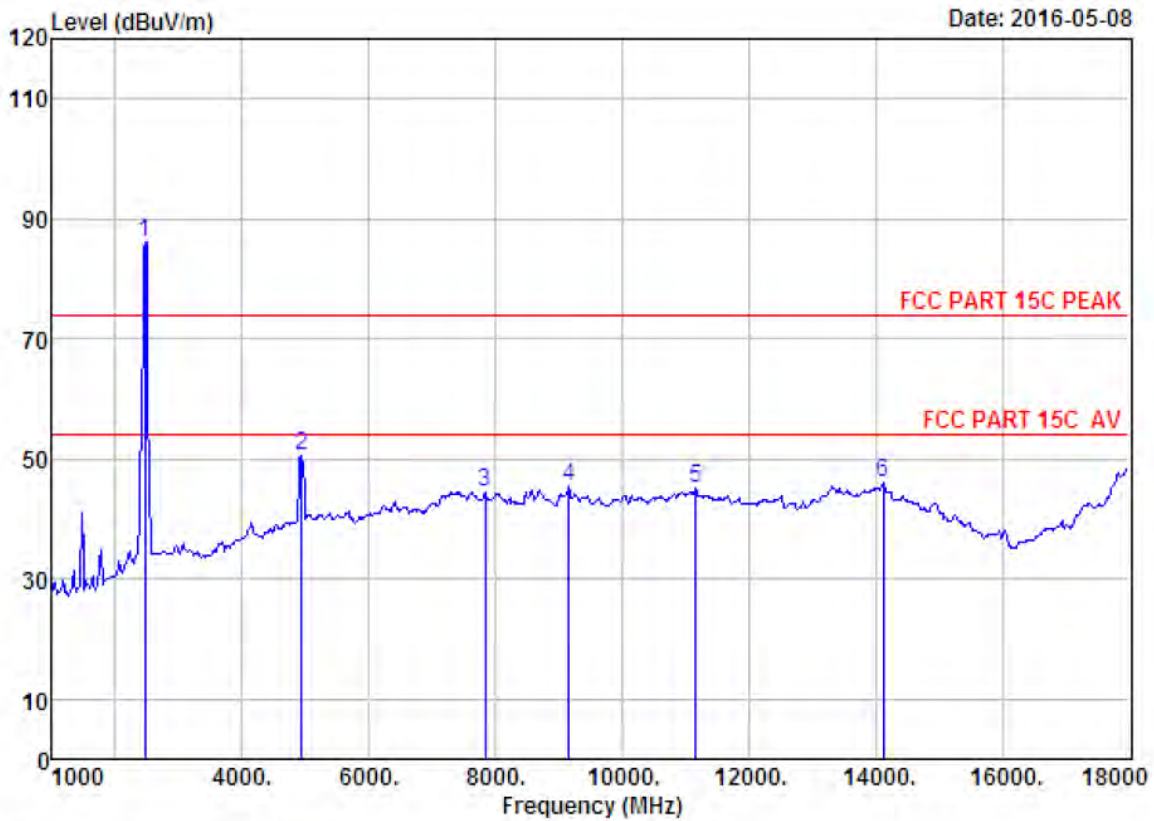
Remarks: 1. Emission Level= Antenna Factor + Cable Loss - Amp Factor + Reading.
 2. The emission levels that are 20dB below the official limit are not reported.



Site no. : 1# 966 chamber Data no. : 176
 Dis. / Ant. : 3m ANT 1-18G Ant. pol. : VERTICAL
 Limit : FCC PART 15C PEAK
 Env. / Ins. : Temp:23.6';Humi:56%;Press:101.52kPa
 Engineer : Tony
 EUT : OTT Multi-media Box
 Power : DC 12V Form Adapter Input AC 120V/60Hz
 M/N : IFD-36-CA
 Test Mode : IEEE 802.11n HT40 CH7 2442TX

| | Freq. (MHz) | Ant. Factor (dB/m) | Cable Loss (dB) | Amp Factor (dB) | Reading (dBUV) | Emission Level (dBUV/m) | Limits (dBUV/m) | Margin (dB) | Remark |
|---|----------------|--------------------------|-----------------------|-----------------------|-------------------|-------------------------------|--------------------|----------------|--------|
| 1 | 2442.00 | 27.60 | 6.67 | 34.85 | 86.14 | 85.56 | 74.00 | -11.56 | Peak |
| 2 | 4910.00 | 31.42 | 12.22 | 35.87 | 43.49 | 51.26 | 74.00 | 22.74 | Peak |
| 3 | 7324.00 | 36.55 | 11.57 | 34.14 | 31.91 | 45.89 | 74.00 | 28.11 | Peak |
| 4 | 8684.00 | 37.32 | 11.45 | 33.66 | 30.96 | 46.07 | 74.00 | 27.93 | Peak |
| 5 | 10163.00 | 38.39 | 11.50 | 34.56 | 28.78 | 44.11 | 74.00 | 29.89 | Peak |
| 6 | 13223.00 | 39.42 | 11.46 | 32.83 | 27.52 | 45.57 | 74.00 | 28.43 | Peak |

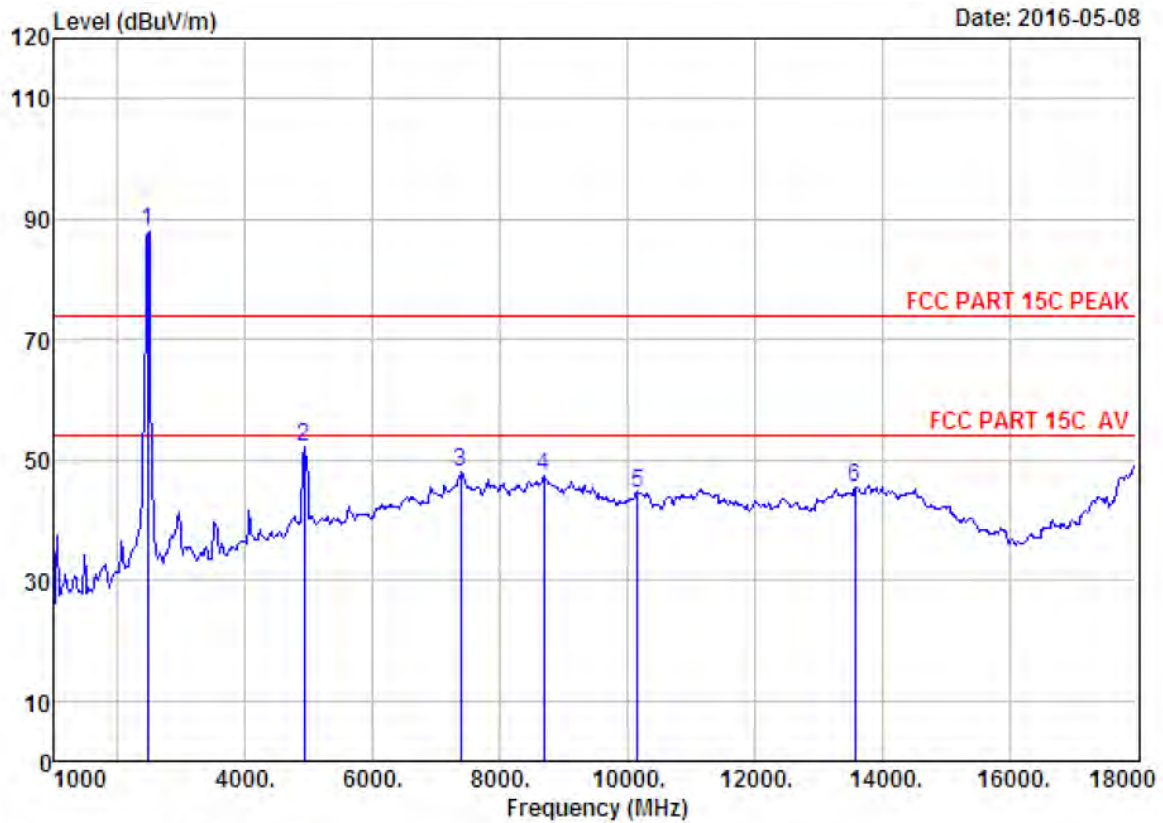
Remarks: 1. Emission Level= Antenna Factor + Cable Loss - Amp Factor + Reading.
 2. The emission levels that are 20dB below the official limit are not reported.



Site no. : 1# 966 chamber Data no. : 177
 Dis. / Ant. : 3m ANTI 1-18G Ant. pol. : VERTICAL
 Limit : FCC PART 15C PEAK
 Env. / Ins. : Temp:23.6';Humi:56%;Press:101.52kPa
 Engineer : Tony
 EUT : OTI Multi-media Box
 Power : DC 12V Form Adapter Input AC 120V/60Hz
 M/N : TFD-36-CA
 Test Mode : IEEE 802.11n HT40 CH9 2462TX

| | Freq. (MHz) | Ant. Factor (dB/m) | Cable Loss (dB) | Amp Factor (dB) | Reading (dBuV) | Emission Level (dBuV/m) | Limits (dBuV/m) | Margin (dB) | Remark |
|---|----------------|--------------------------|-----------------------|-----------------------|-------------------|-------------------------------|--------------------|----------------|--------|
| 1 | 2462.00 | 27.58 | 6.69 | 34.98 | 86.87 | 86.16 | 74.00 | -12.16 | Peak |
| 2 | 4944.00 | 31.47 | 12.37 | 35.96 | 42.81 | 50.69 | 74.00 | 23.31 | Peak |
| 3 | 7834.00 | 36.68 | 11.47 | 34.96 | 31.37 | 44.56 | 74.00 | 29.44 | Peak |
| 4 | 9160.00 | 37.69 | 11.54 | 34.07 | 30.13 | 45.29 | 74.00 | 28.71 | Peak |
| 5 | 11166.00 | 39.41 | 11.17 | 33.31 | 27.75 | 45.02 | 74.00 | 28.98 | Peak |
| 6 | 14124.00 | 41.57 | 10.91 | 33.22 | 26.66 | 45.92 | 74.00 | 28.08 | Peak |

Remarks: 1. Emission Level= Antenna Factor + Cable Loss - Amp Factor + Reading.
 2. The emission levels that are 20dB below the official limit are not reported.



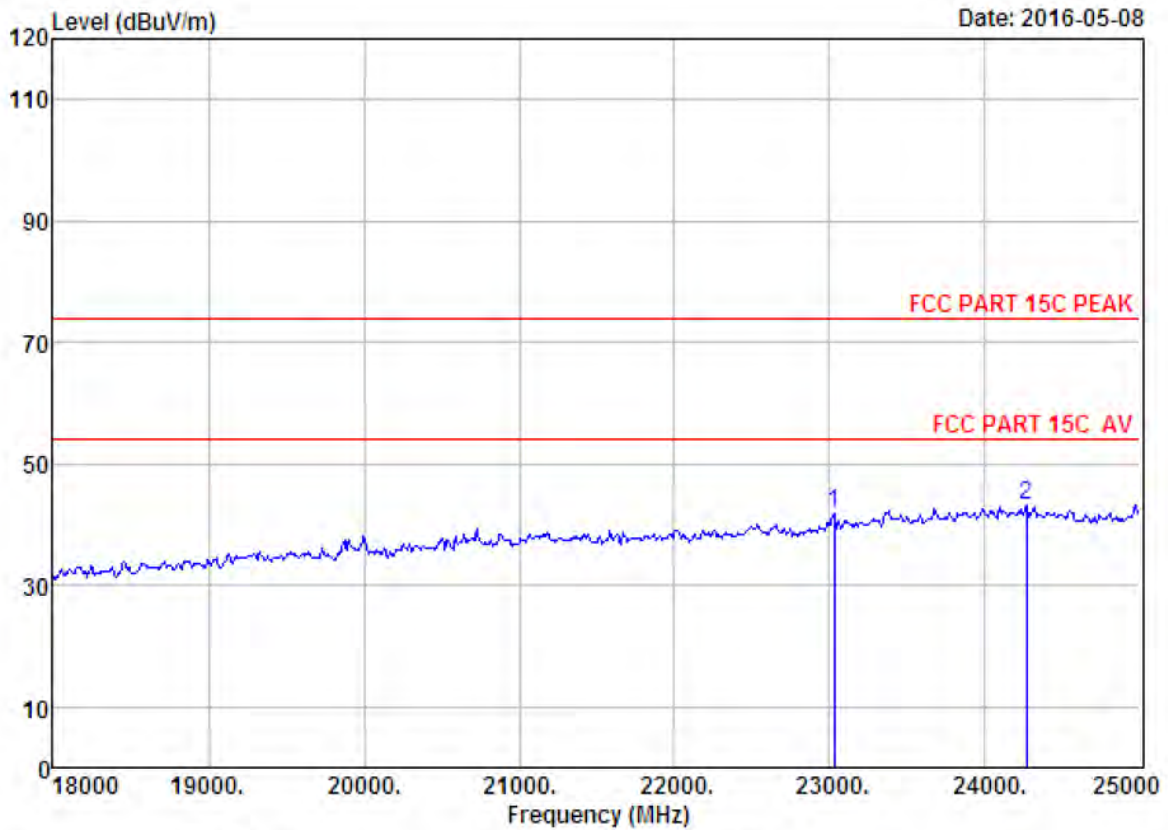
```

Site no.      : 1# 966 chamber           Data no.   : 178
Dis. / Ant.  : 3m ANI 1-18G           Ant. pol.  : HORIZONTAL
Limit        : FCC PART 15C PEAK
Env. / Ins.  : Temp:23.6';Humi:56%;Press:101.52kPa
Engineer     : Tony
EUI          : OTT Multi-media Box
Power        : DC 12V Form Adapter Input AC 120V/60Hz
M/N          : IFD-36-CA
Test Mode    : IEEE 802.11n HT40 CH9 2462TX
    
```

| | Freq. (MHz) | Ant. Factor (dB/m) | Cable Loss (dB) | Amp Factor (dB) | Reading (dBuV) | Emission Level (dBuV/m) | Limits (dBuV/m) | Margin (dB) | Remark |
|---|----------------|--------------------------|-----------------------|-----------------------|-------------------|-------------------------------|--------------------|----------------|--------|
| 1 | 2462.00 | 27.58 | 6.69 | 34.98 | 88.71 | 88.00 | 74.00 | -14.00 | Peak |
| 2 | 4927.00 | 31.45 | 12.29 | 35.91 | 44.43 | 52.26 | 74.00 | 21.74 | Peak |
| 3 | 7375.00 | 36.57 | 11.59 | 34.21 | 33.96 | 47.91 | 74.00 | 26.09 | Peak |
| 4 | 8684.00 | 37.32 | 11.45 | 33.66 | 32.26 | 47.37 | 74.00 | 26.63 | Peak |
| 5 | 10163.00 | 38.39 | 11.50 | 34.56 | 29.23 | 44.56 | 74.00 | 29.44 | Peak |
| 6 | 13580.00 | 40.31 | 11.40 | 32.64 | 26.46 | 45.53 | 74.00 | 28.47 | Peak |

Remarks: 1. Emission Level= Antenna Factor + Cable Loss - Amp Factor + Reading.
 2. The emission levels that are 20dB below the official limit are not reported.

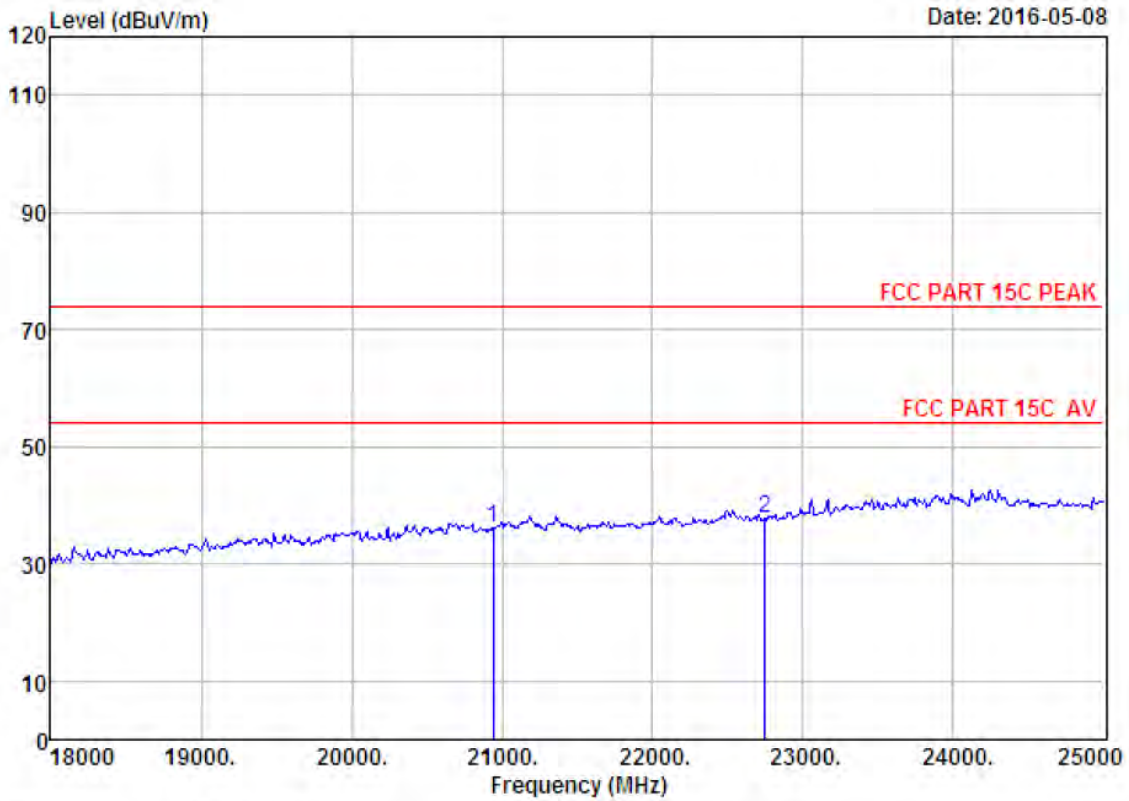
18000-25000 MHz



Site no. : 1# 966 chamber Data no. : 207
 Dis. / Ant. : 3m ANT ABOVE 18G Ant. pol. : VERTICAL
 Limit : FCC PART 15C PEAK
 Env. / Ins. : Temp:23.6';Humi:56%;Press:101.52kPa
 Engineer : Tony
 EUT : OTT Multi-media Box
 Power : DC 12V Form Adapter Input AC 120V/60Hz
 M/N : TFD-36-CA
 Test Mode : IEEE 802.11b CH1 2412TX

| | Freq. (MHz) | Ant. Factor (dB/m) | Cable Loss (dB) | Amp Factor (dB) | Reading (dBUV) | Emission Level (dBUV/m) | Limits (dBUV/m) | Margin (dB) | Remark |
|---|----------------|--------------------------|-----------------------|-----------------------|-------------------|-------------------------------|--------------------|----------------|--------|
| 1 | 23026.00 | 45.60 | 21.17 | 33.82 | 8.94 | 41.89 | 74.00 | 32.11 | Peak |
| 2 | 24265.00 | 45.65 | 22.19 | 33.23 | 8.62 | 43.23 | 74.00 | 30.77 | Peak |

Remarks: 1. Emission Level= Antenna Factor + Cable Loss - Amp Factor + Reading.
 2. The emission levels that are 20dB below the official limit are not reported.

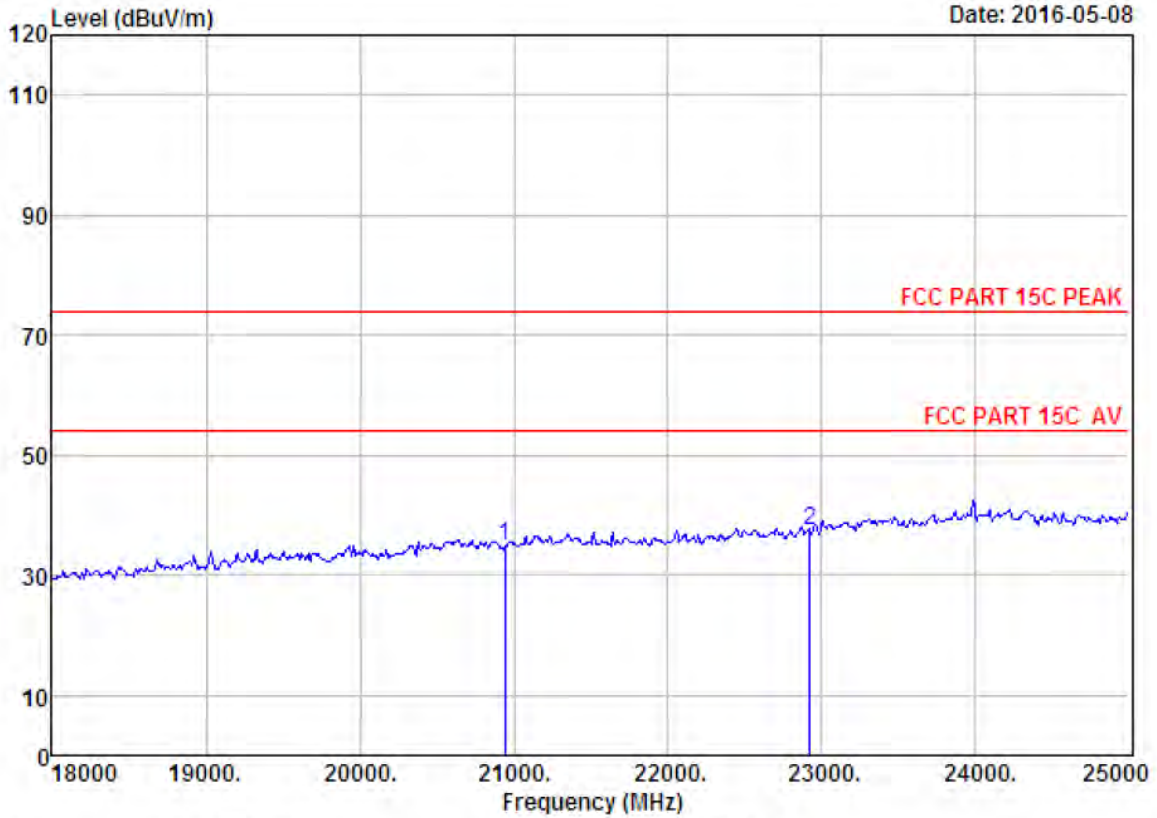


Date: 2016-05-08

Site no. : 1# 966 chamber Data no. : 208
 Dis. / Ant. : 3m ANT ABOVE 18G Ant. pol. : HORIZONTAL
 Limit : FCC PART 15C PEAK
 Env. / Ins. : Temp:23.6';Humi:56%;Press:101.52kPa
 Engineer : Tony
 EUT : OTI Multi-media Box
 Power : DC 12V Form Adapter Input AC 120V/60Hz
 M/N : IFD-36-CA
 Test Mode : IEEE 802.11b CH1 2412TX

| | Freq. (MHz) | Ant. Factor (dB/m) | Cable Loss (dB) | Amp Factor (dB) | Reading (dBuV) | Emission Level (dBuV/m) | Limits (dBuV/m) | Margin (dB) | Remark |
|---|----------------|--------------------------|-----------------------|-----------------------|-------------------|-------------------------------|--------------------|----------------|--------|
| 1 | 20940.00 | 46.27 | 20.11 | 35.85 | 5.71 | 36.24 | 74.00 | 37.76 | Peak |
| 2 | 22746.00 | 45.70 | 21.00 | 34.11 | 5.28 | 37.87 | 74.00 | 36.13 | Peak |

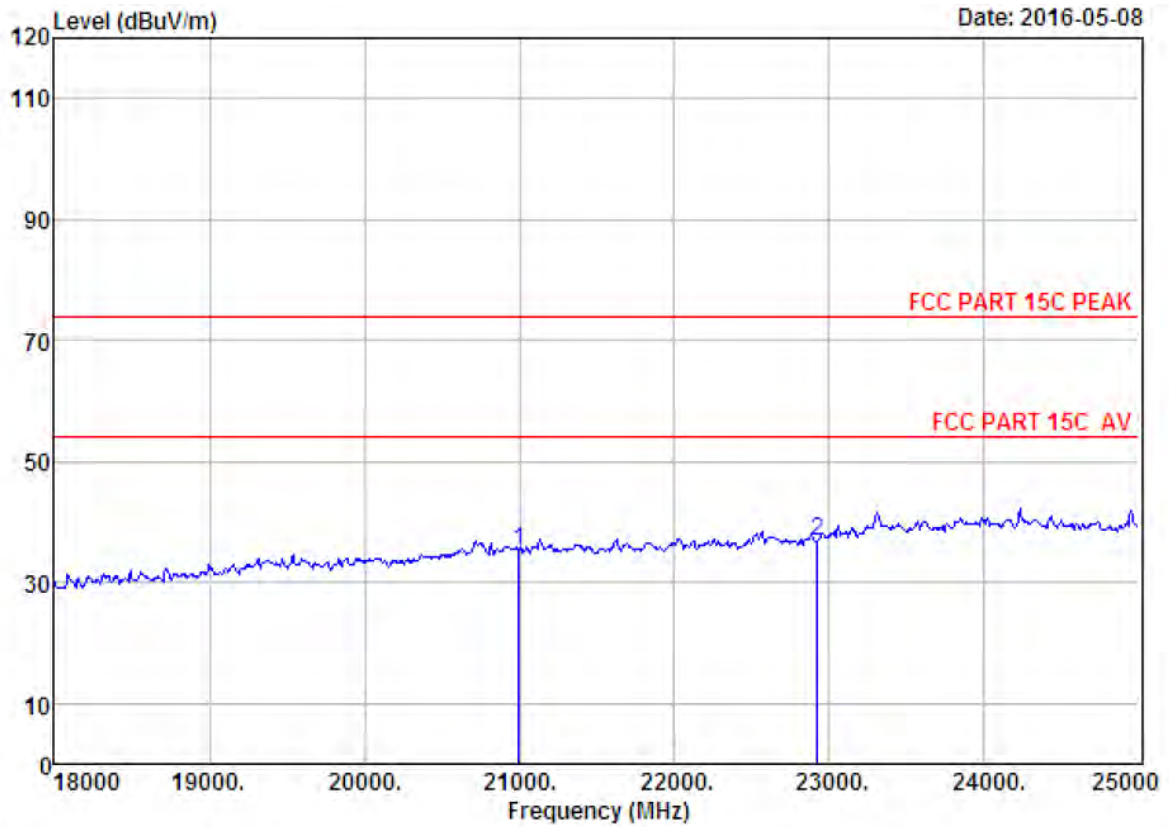
Remarks: 1. Emission Level= Antenna Factor + Cable Loss - Amp Factor + Reading.
 2. The emission levels that are 20dB below the official limit are not reported.



Site no. : 1# 966 chamber Data no. : 209
 Dis. / Ant. : 3m ANT ABVOE 18G Ant. pol. : HORIZONTAL
 Limit : FCC PART 15C PEAK
 Env. / Ins. : Temp:23.6';Humi:56%;Press:101.52kPa
 Engineer : Tony
 EUT : OTT Multi-media Box
 Power : DC 12V Form Adapter Input AC 120V/60Hz
 M/N : IFD-36-CA
 Test Mode : IEEE 802.11b CH7 2442TX

| | Freq. (MHz) | Ant. Factor (dB/m) | Cable Loss (dB) | Amp Factor (dB) | Reading (dBuV) | Emission Level (dBuV/m) | Limits (dBuV/m) | Margin (dB) | Remark |
|---|-------------|--------------------|-----------------|-----------------|----------------|-------------------------|-----------------|-------------|--------|
| 1 | 20940.00 | 46.27 | 20.11 | 35.85 | 4.45 | 34.98 | 74.00 | 39.02 | Peak |
| 2 | 22921.00 | 45.63 | 21.10 | 33.93 | 4.73 | 37.53 | 74.00 | 36.47 | Peak |

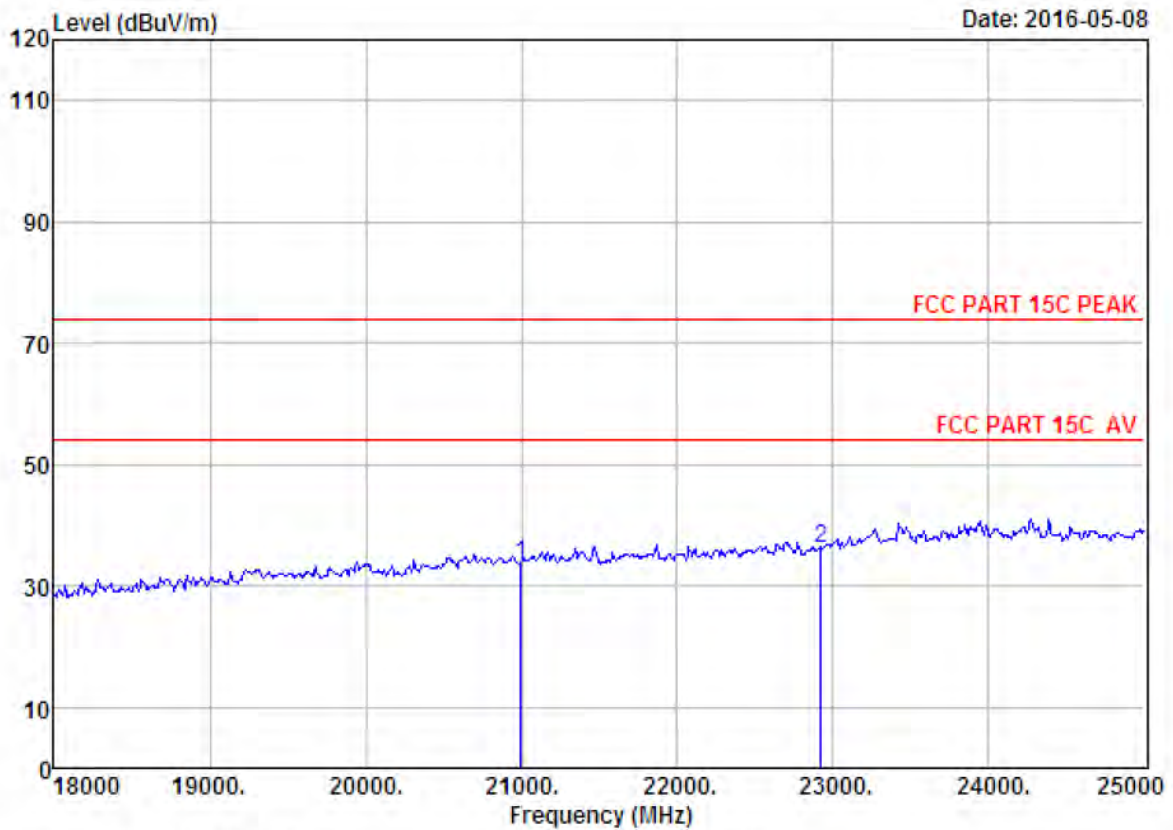
Remarks: 1. Emission Level= Antenna Factor + Cable Loss - Amp Factor + Reading.
 2. The emission levels that are 20dB below the official limit are not reported.



Site no. : 1# 966 chamber Data no. : 210
 Dis. / Ant. : 3m ANT ABOVE 18G Ant. pol. : VERTICAL
 Limit : FCC PART 15C PEAK
 Env. / Ins. : Temp:23.6';Humi:56%;Press:101.52kPa
 Engineer : Tony
 EUT : OIT Multi-media Box
 Power : DC 12V Form Adapter Input AC 120V/60Hz
 M/N : IFD-36-CA
 Test Mode : IEEE 802.11b CH7 2442TX

| | Freq. (MHz) | Ant. Factor (dB/m) | Cable Loss (dB) | Amp Factor (dB) | Reading (dBuV) | Emission Level (dBuV/m) | Limits (dBuV/m) | Margin (dB) | Remark |
|---|----------------|--------------------------|-----------------------|-----------------------|-------------------|-------------------------------|--------------------|----------------|--------|
| 1 | 20996.00 | 46.30 | 20.13 | 35.80 | 4.67 | 35.30 | 74.00 | 38.70 | Peak |
| 2 | 22921.00 | 45.63 | 21.10 | 33.93 | 4.11 | 36.91 | 74.00 | 37.09 | Peak |

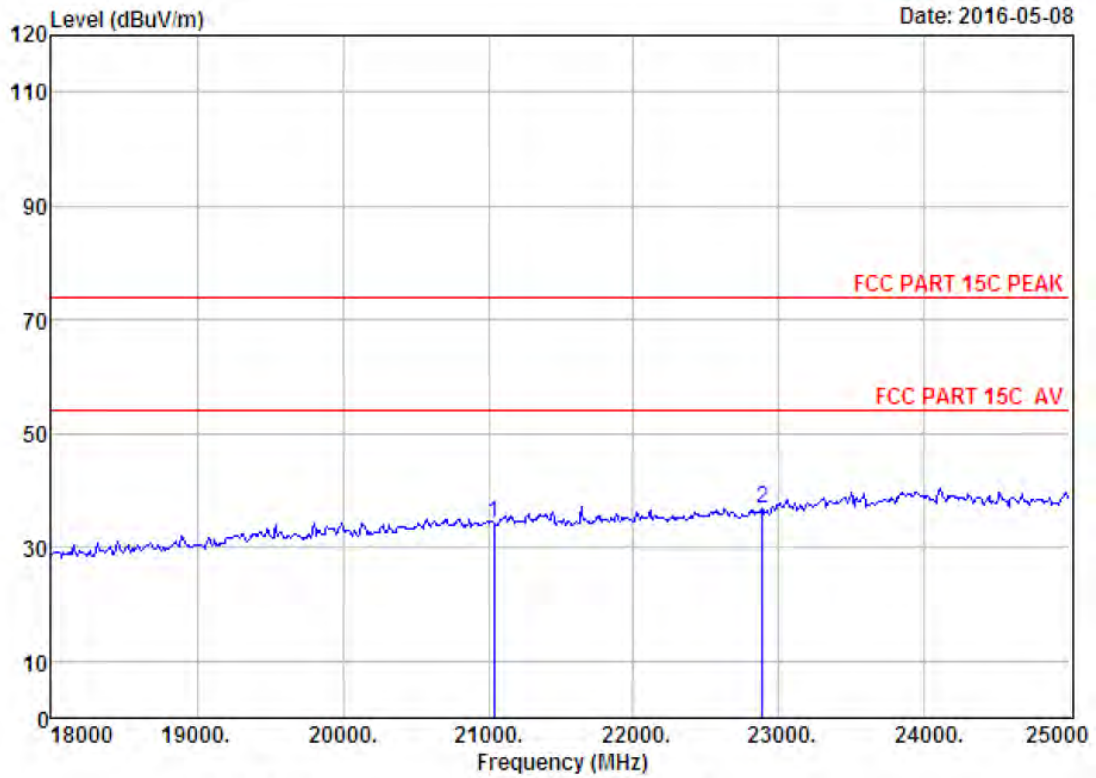
Remarks: 1. Emission Level= Antenna Factor + Cable Loss - Amp Factor + Reading.
 2. The emission levels that are 20dB below the official limit are not reported.



Site no. : 1# 966 chamber Data no. : 211
 Dis. / Ant. : 3m ANT ABOVE 18G Ant. pol. : VERTICAL
 Limit : FCC PART 15C PEAK
 Env. / Ins. : Temp:23.6';Humi:56%;Press:101.52kPa
 Engineer : Tony
 EUT : OTT Multi-media Box
 Power : DC 12V Form Adapter Input AC 120V/60Hz
 M/N : TFD-36-CA
 Test Mode : IEEE 802.11b CH13 2472TX

| | Freq. (MHz) | Ant. Factor (dB/m) | Cable Loss (dB) | Amp Factor (dB) | Reading (dBuV) | Emission Level (dBuV/m) | Limits (dBuV/m) | Margin (dB) | Remark |
|---|----------------|--------------------------|-----------------------|-----------------------|-------------------|-------------------------------|--------------------|----------------|--------|
| 1 | 20996.00 | 46.30 | 20.13 | 35.80 | 3.08 | 33.71 | 74.00 | 40.29 | Peak |
| 2 | 22921.00 | 45.63 | 21.10 | 33.93 | 3.49 | 36.29 | 74.00 | 37.71 | Peak |

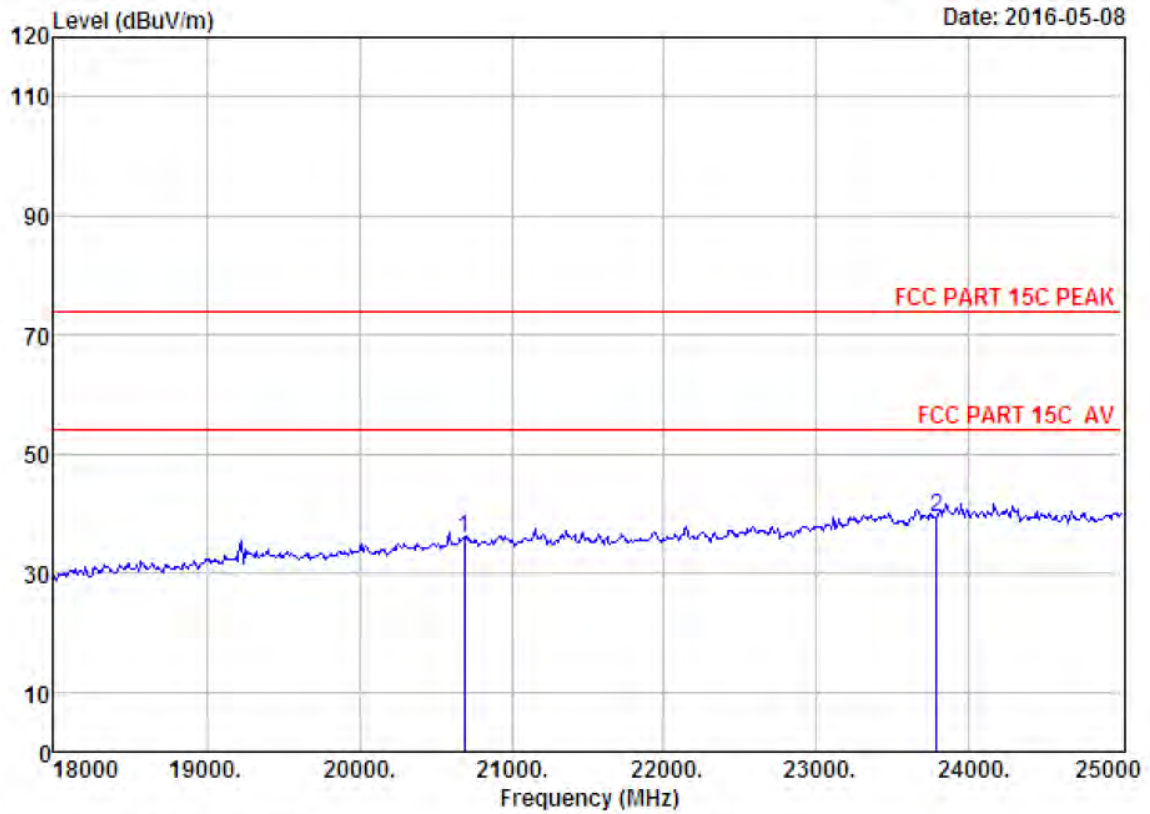
Remarks: 1. Emission Level= Antenna Factor + Cable Loss - Amp Factor + Reading.
 2. The emission levels that are 20dB below the official limit are not reported.



Site no. : 1# 966 chamber Data no. : 213
 Dis. / Ant. : 3m ANT ABOVE 18G Ant. pol. : HORIZONTAL
 Limit : FCC PART 15C PEAK
 Env. / Ins. : Temp:23.6';Humi:56%;Press:101.52kPa
 Engineer : Tony
 EUI : OTI Multi-media Box
 Power : DC 12V Form Adapter Input AC 120V/60Hz
 M/N : IFD-36-CA
 Test Mode : IEEE 802.11g CH1 2412TX

| | Freq. (MHz) | Ant. Factor (dB/m) | Cable Loss (dB) | Amp Factor (dB) | Reading (dBuV) | Emission Level (dBuV/m) | Limits (dBuV/m) | Margin (dB) | Remark |
|---|----------------|--------------------------|-----------------------|-----------------------|-------------------|-------------------------------|--------------------|----------------|--------|
| 1 | 21038.00 | 46.27 | 20.15 | 35.76 | 3.55 | 34.21 | 74.00 | 39.79 | Peak |
| 2 | 22886.00 | 45.65 | 21.08 | 33.98 | 4.08 | 36.83 | 74.00 | 37.17 | Peak |

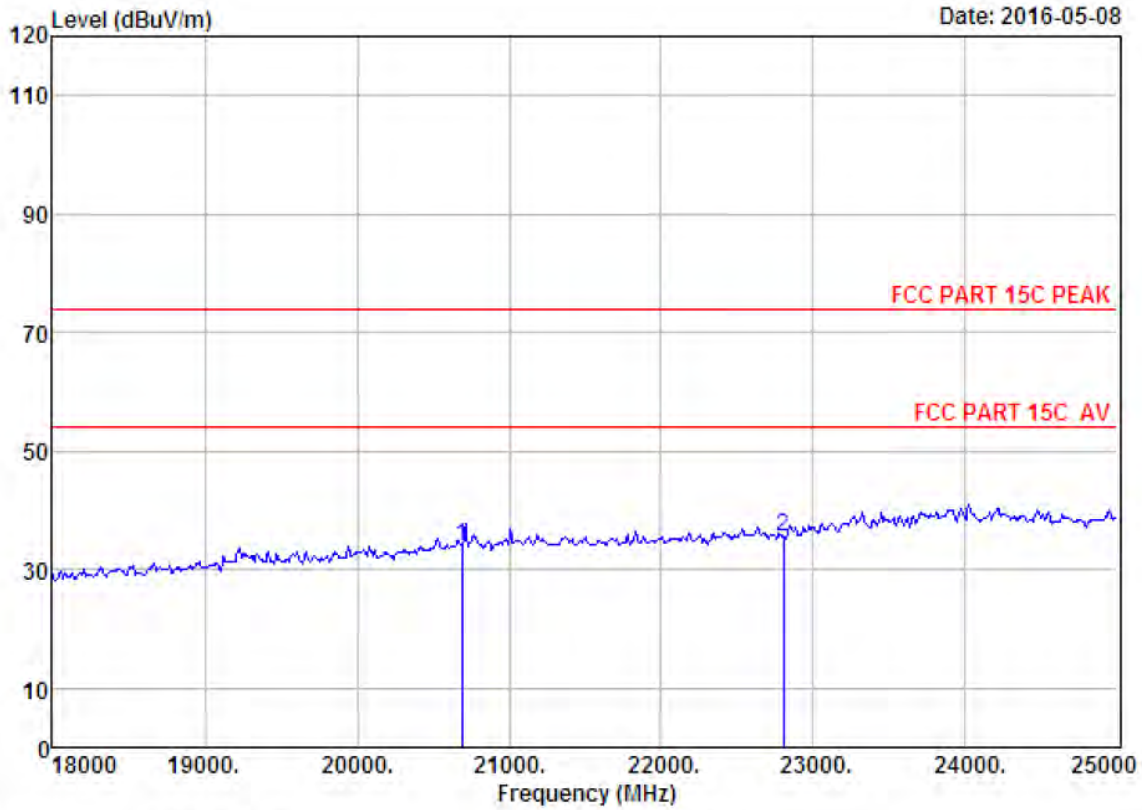
Remarks: 1. Emission Level= Antenna Factor + Cable Loss - Amp Factor + Reading.
 2. The emission levels that are 20dB below the official limit are not reported.



Site no. : 1# 966 chamber Data no. : 215
 Dis. / Ant. : 3m ANT ABOVE 18G Ant. pol. : VERTICAL
 Limit : FCC PART 15C PEAK
 Env. / Ins. : Temp:23.6';Humi:56%;Press:101.52kPa
 Engineer : Tony
 EUT : OTT Multi-media Box
 Power : DC 12V Form Adapter Input AC 120V/60Hz
 M/N : TFD-36-CA
 Test Mode : IEEE 802.11g CH7 2442TX

| | Freq. (MHz) | Ant. Factor (dB/m) | Cable Loss (dB) | Amp Factor (dB) | Reading (dBuV) | Emission Level (dBuV/m) | Limits (dBuV/m) | Margin (dB) | Remark |
|---|----------------|--------------------------|-----------------------|-----------------------|-------------------|-------------------------------|--------------------|----------------|--------|
| 1 | 20688.00 | 46.11 | 19.99 | 36.07 | 5.95 | 35.98 | 74.00 | 38.02 | Peak |
| 2 | 23782.00 | 45.64 | 21.85 | 33.04 | 4.98 | 39.43 | 74.00 | 34.57 | Peak |

Remarks: 1. Emission Level= Antenna Factor + Cable Loss - Amp Factor + Reading.
 2. The emission levels that are 20dB below the official limit are not reported.

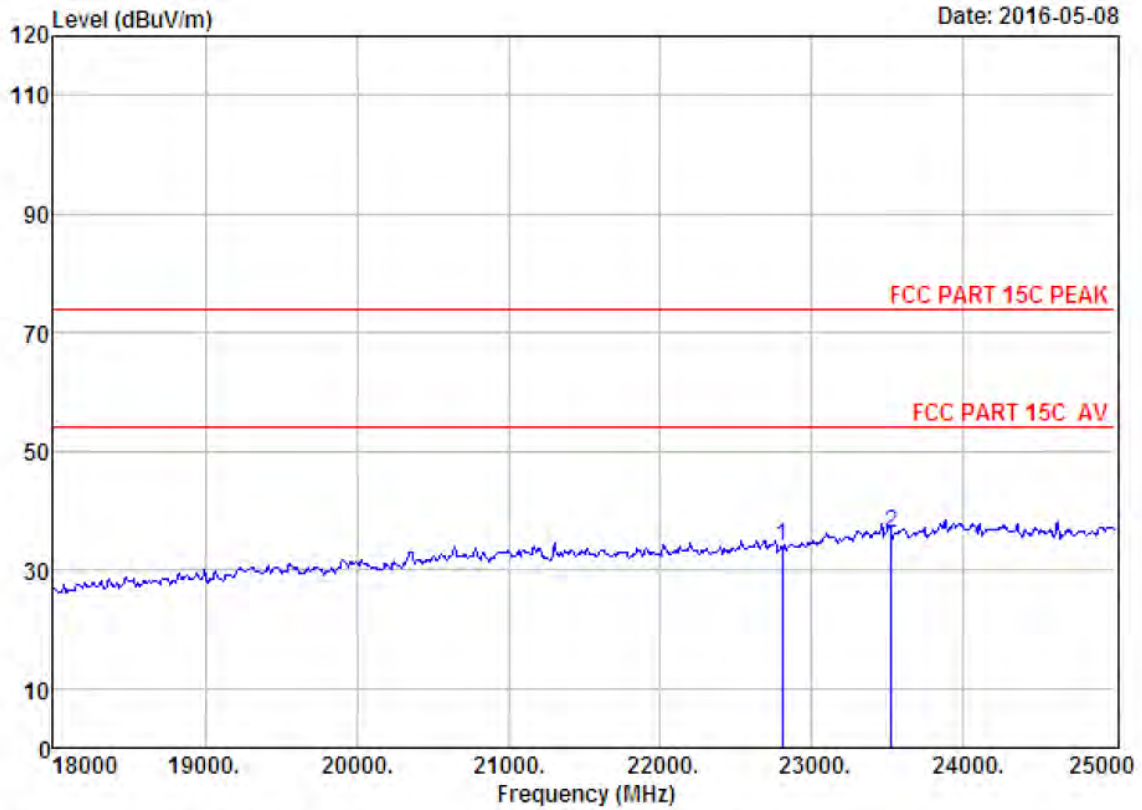


Date: 2016-05-08

Site no. : 1# 966 chamber Data no. : 216
 Dis. / Ant. : 3m ANT ABOVE 18G Ant. pol. : HORIZONTAL
 Limit : FCC PART 15C PEAK
 Env. / Ins. : Temp:23.6';Humi:56%;Press:101.52kPa
 Engineer : Tony
 EUT : OTT Multi-media Box
 Power : DC 12V Form Adapter Input AC 120V/60Hz
 M/N : TFD-36-CA
 Test Mode : IEEE 802.11g CH7 2442TX

| | Freq. (MHz) | Ant. Factor (dB/m) | Cable Loss (dB) | Amp Factor (dB) | Reading (dBuV) | Emission Level (dBuV/m) | Limits (dBuV/m) | Margin (dB) | Remark |
|---|----------------|--------------------------|-----------------------|-----------------------|-------------------|-------------------------------|--------------------|----------------|--------|
| 1 | 20688.00 | 46.11 | 19.99 | 36.07 | 4.01 | 34.04 | 74.00 | 39.96 | Peak |
| 2 | 22802.00 | 45.68 | 21.03 | 34.06 | 2.85 | 35.50 | 74.00 | 38.50 | Peak |

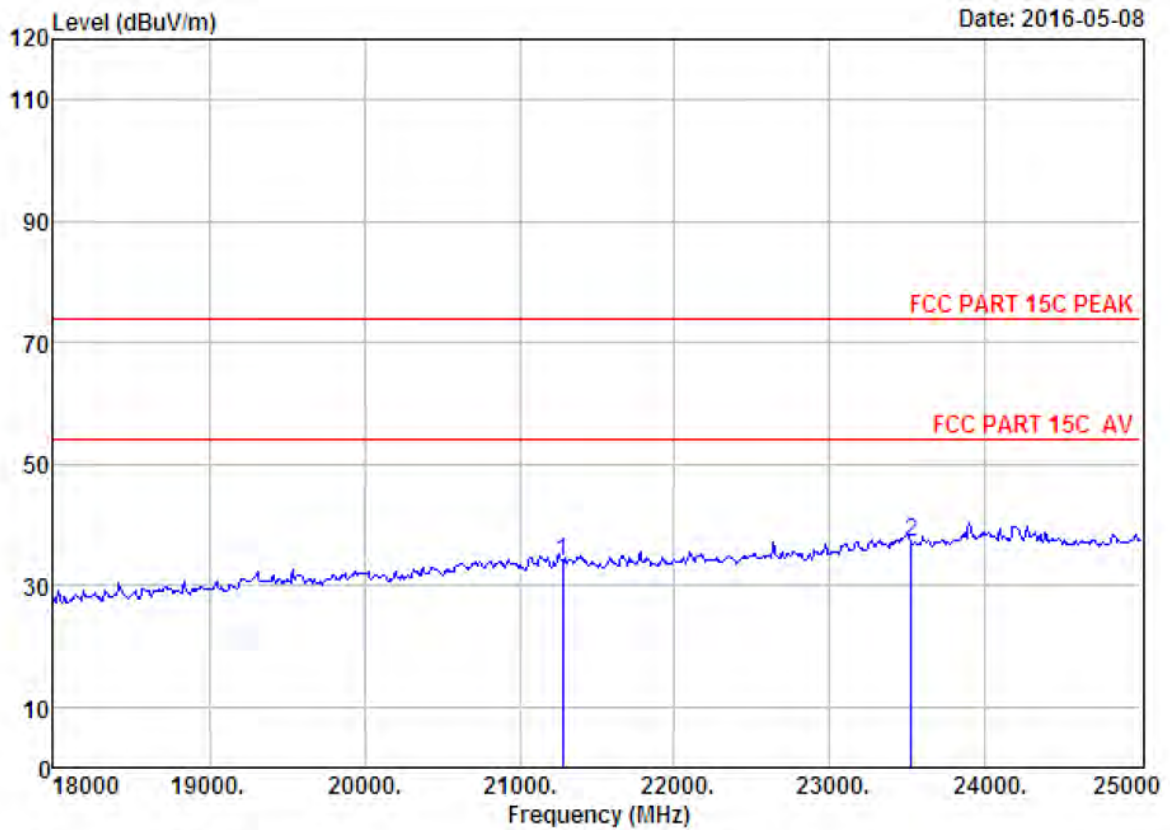
Remarks: 1. Emission Level= Antenna Factor + Cable Loss - Amp Factor + Reading.
 2. The emission levels that are 20dB below the official limit are not reported.



Site no. : 1# 966 chamber Data no. : 217
 Dis. / Ant. : 3m ANT ABOVE 18G Ant. pol. : HORIZONTAL
 Limit : FCC PART 15C PEAK
 Env. / Ins. : Temp:23.6';Humi:56%;Press:101.52kPa
 Engineer : Tony
 EUT : OTT Multi-media Box
 Power : DC 12V Form Adapter Input AC 120V/60Hz
 M/N : TFD-36-CA
 Test Mode : IEEE 802.11g CH13 2472TX

| | Freq. (MHz) | Ant. Factor (dB/m) | Cable Loss (dB) | Amp Factor (dB) | Reading (dBUV) | Emission Level (dBUV/m) | Limits (dBUV/m) | Margin (dB) | Remark |
|---|----------------|--------------------------|-----------------------|-----------------------|-------------------|-------------------------------|--------------------|----------------|--------|
| 1 | 22802.00 | 45.68 | 21.03 | 34.06 | 1.31 | 33.96 | 74.00 | 40.04 | Peak |
| 2 | 23523.00 | 45.70 | 21.62 | 33.30 | 2.21 | 36.23 | 74.00 | 37.77 | Peak |

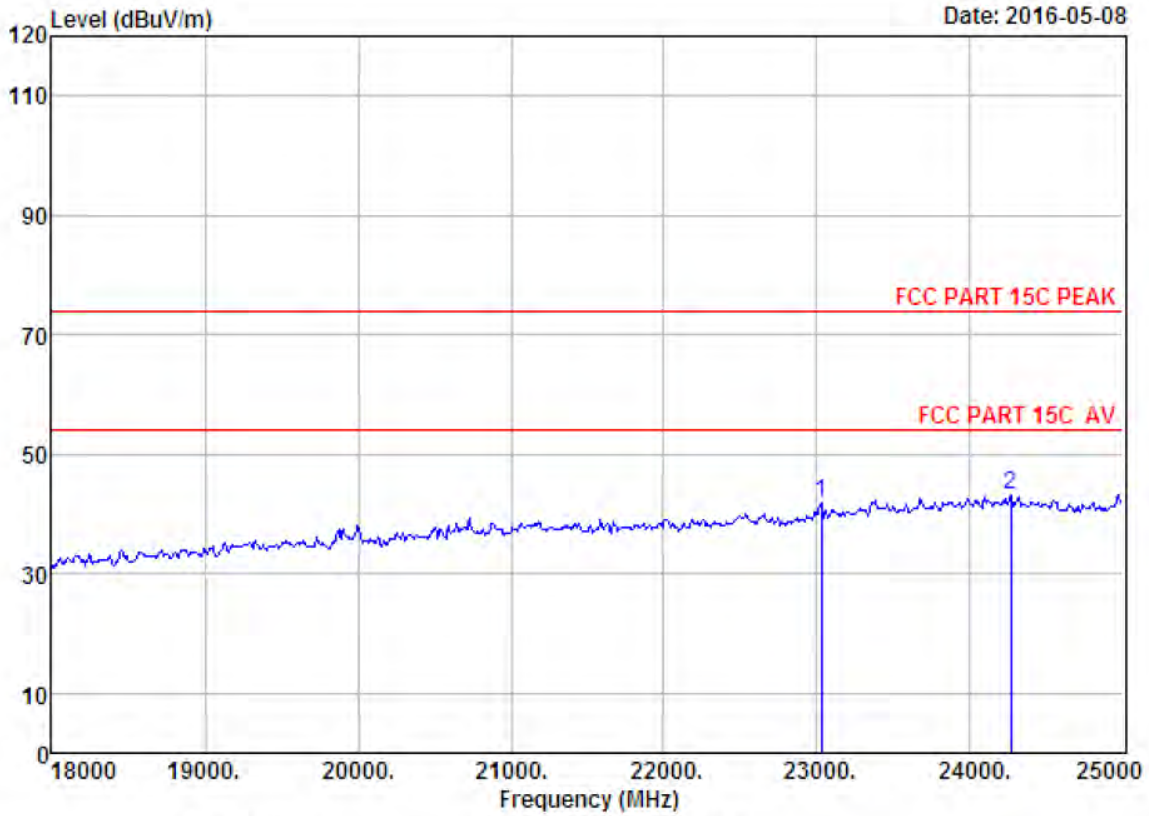
Remarks: 1. Emission Level= Antenna Factor + Cable Loss - Amp Factor + Reading.
 2. The emission levels that are 20dB below the official limit are not reported.



Site no. : 1# 966 chamber Data no. : 218
 Dis. / Ant. : 3m ANT ABOVE 18G Ant. pol. : VERTICAL
 Limit : FCC PART 15C PEAK
 Env. / Ins. : Temp:23.6';Humi:56%;Press:101.52kPa
 Engineer : Tony
 EUT : OTI Multi-media Box
 Power : DC 12V Form Adapter Input AC 120V/60Hz
 M/N : TFD-36-CA
 Test Mode : IEEE 802.11g CH13 2472TX

| | Freq. (MHz) | Ant. Factor (dB/m) | Cable Loss (dB) | Amp Factor (dB) | Reading (dBuV) | Emission Level (dBuV/m) | Limits (dBuV/m) | Margin (dB) | Remark |
|---|----------------|--------------------------|-----------------------|-----------------------|-------------------|-------------------------------|--------------------|----------------|--------|
| 1 | 21276.00 | 46.13 | 20.25 | 35.55 | 3.10 | 33.93 | 74.00 | 40.07 | Peak |
| 2 | 23523.00 | 45.70 | 21.62 | 33.30 | 3.05 | 37.07 | 74.00 | 36.93 | Peak |

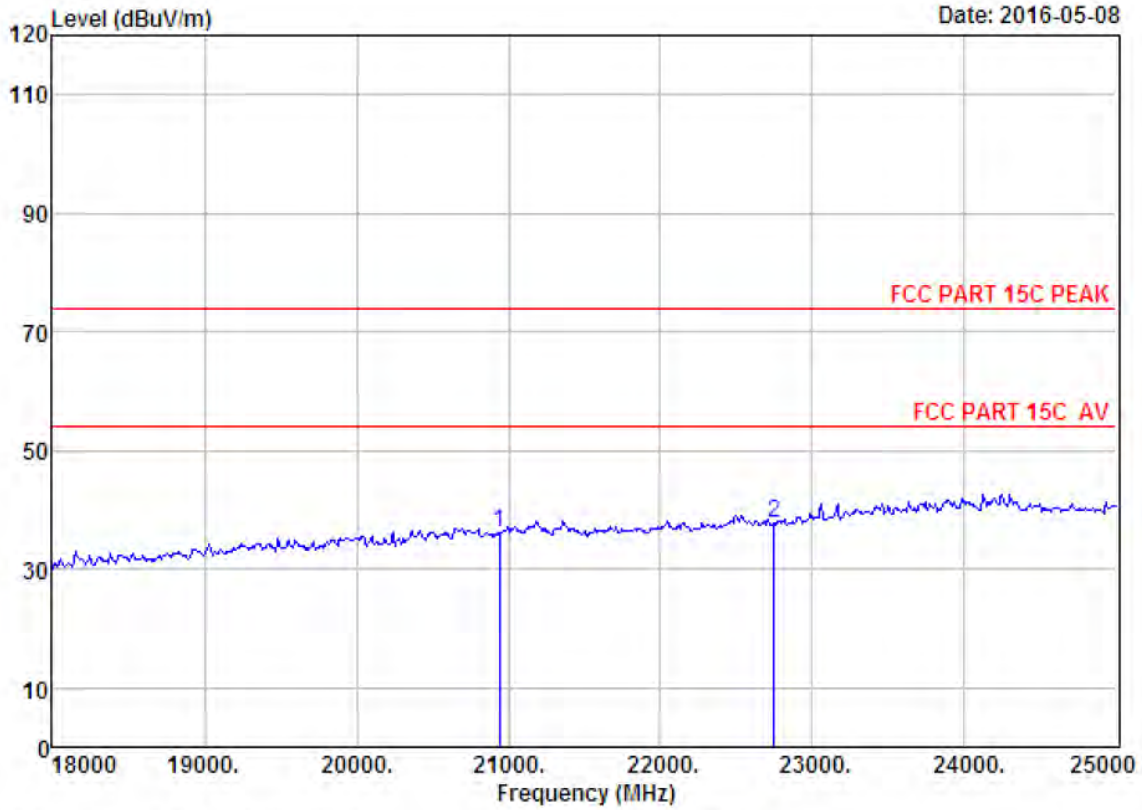
Remarks: 1. Emission Level= Antenna Factor + Cable Loss - Amp Factor + Reading.
 2. The emission levels that are 20dB below the official limit are not reported.



Site no. : 1# 966 chamber Data no. : 219
 Dis. / Ant. : 3m ANT ABOVE 18G Ant. pol. : VERTICAL
 Limit : FCC PART 15C PEAK
 Env. / Ins. : Temp:23.6%;Humi:56%;Press:101.52kPa
 Engineer : Tony
 EUT : OTI Multi-media Box
 Power : DC 12V Form Adapter Input AC 120V/60Hz
 M/N : TFD-36-CA
 Test Mode : IEEE 802.11n HT20 CH1 2412TX

| | Freq. (MHz) | Ant. Factor (dB/m) | Cable Loss (dB) | Amp Factor (dB) | Reading (dBuV) | Emission Level (dBuV/m) | Limits (dBuV/m) | Margin (dB) | Remark |
|---|----------------|--------------------------|-----------------------|-----------------------|-------------------|-------------------------------|--------------------|----------------|--------|
| 1 | 23026.00 | 45.60 | 21.17 | 33.82 | 8.94 | 41.89 | 74.00 | 32.11 | Peak |
| 2 | 24265.00 | 45.65 | 22.19 | 33.23 | 8.62 | 43.23 | 74.00 | 30.77 | Peak |

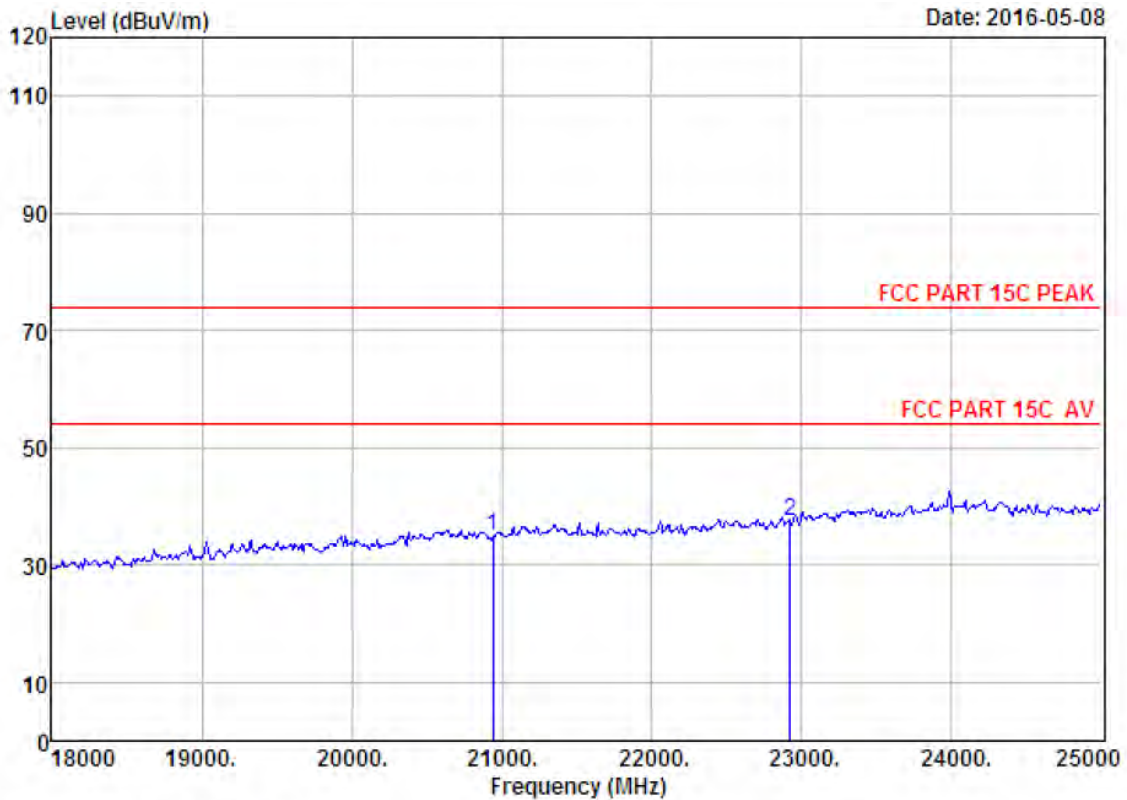
Remarks: 1. Emission Level= Antenna Factor + Cable Loss - Amp Factor + Reading.
 2. The emission levels that are 20dB below the official limit are not reported.



Site no. : 1# 966 chamber Data no. : 220
 Dis. / Ant. : 3m ANT ABOVE 18G Ant. pol. : HORIZONTAL
 Limit : FCC PART 15C PEAK
 Env. / Ins. : Temp:23.6';Humi:56%;Press:101.52kPa
 Engineer : Tony
 EUT : OTT Multi-media Box
 Power : DC 12V Form Adapter Input AC 120V/60Hz
 M/N : IFD-36-CA
 Test Mode : IEEE 802.11n HT20 CH1 2412TX

| | Freq. (MHz) | Ant. Factor (dB/m) | Cable Loss (dB) | Amp Factor (dB) | Reading (dBuV) | Emission Level (dBuV/m) | Limits (dBuV/m) | Margin (dB) | Remark |
|---|----------------|--------------------------|-----------------------|-----------------------|-------------------|-------------------------------|--------------------|----------------|--------|
| 1 | 20940.00 | 46.27 | 20.11 | 35.85 | 5.71 | 36.24 | 74.00 | 37.76 | Peak |
| 2 | 22746.00 | 45.70 | 21.00 | 34.11 | 5.28 | 37.87 | 74.00 | 36.13 | Peak |

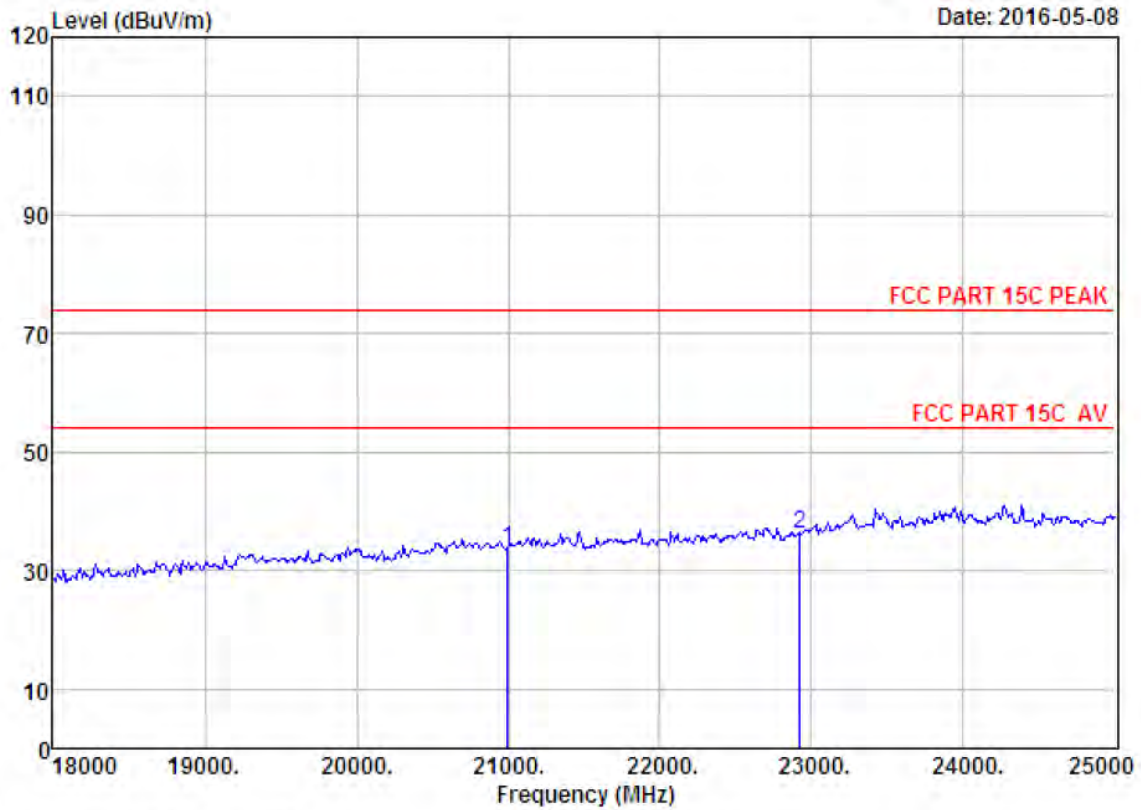
Remarks: 1. Emission Level= Antenna Factor + Cable Loss - Amp Factor + Reading.
 2. The emission levels that are 20dB below the official limit are not reported.



Site no. : 1# 966 chamber Data no. : 221
 Dis. / Ant. : 3m ANT ABOVE 18G Ant. pol. : HORIZONTAL
 Limit : FCC PART 15C PEAK
 Env. / Ins. : Temp:23.6';Humi:56%;Press:101.52kPa
 Engineer : Tony
 EUT : OTT Multi-media Box
 Power : DC 12V Form Adapter Input AC 120V/60Hz
 M/N : TFD-36-CA
 Test Mode : IEEE 802.11n HT20 CH7 2442TX

| | Freq. (MHz) | Ant. Factor (dB/m) | Cable Loss (dB) | Amp Factor (dB) | Reading (dBuV) | Emission Level (dBuV/m) | Limits (dBuV/m) | Margin (dB) | Remark |
|---|----------------|--------------------------|-----------------------|-----------------------|-------------------|-------------------------------|--------------------|----------------|--------|
| 1 | 20940.00 | 46.27 | 20.11 | 35.85 | 4.45 | 34.98 | 74.00 | 39.02 | Peak |
| 2 | 22921.00 | 45.63 | 21.10 | 33.93 | 4.73 | 37.53 | 74.00 | 36.47 | Peak |

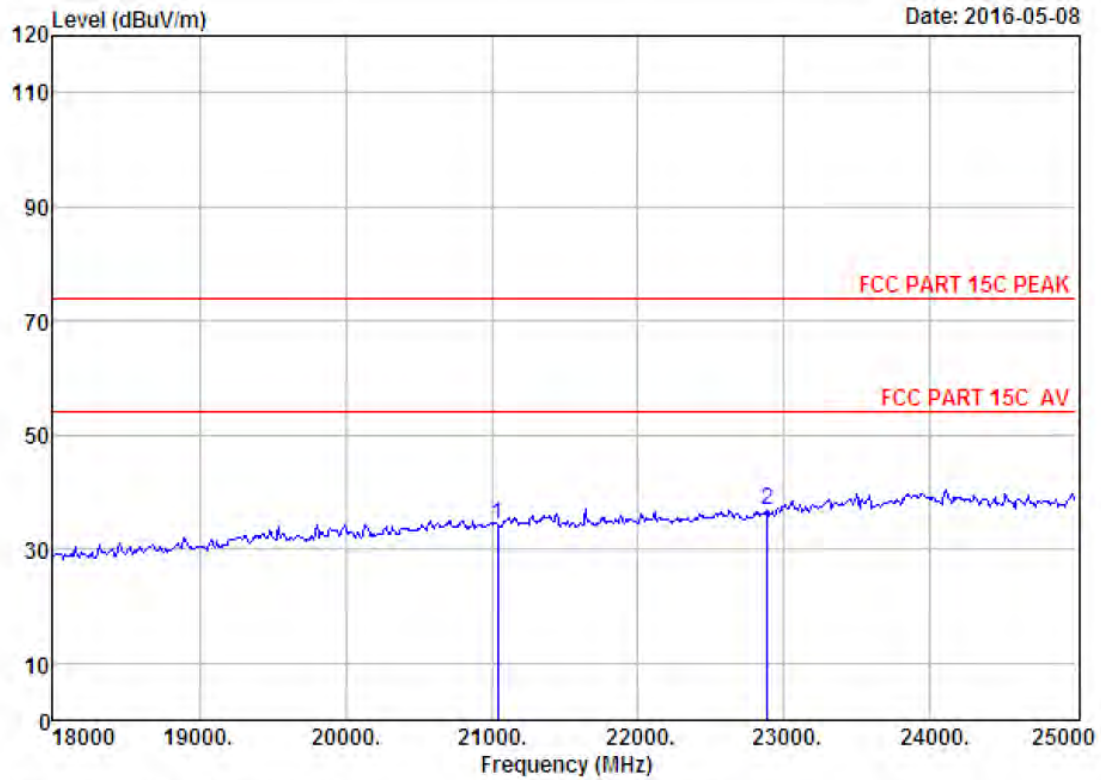
Remarks: 1. Emission Level= Antenna Factor + Cable Loss - Amp Factor + Reading.
 2. The emission levels that are 20dB below the official limit are not reported.



Site no. : 1# 966 chamber Data no. : 223
 Dis. / Ant. : 3m ANT ABOVE 18G Ant. pol. : VERTICAL
 Limit : FCC PART 15C PEAK
 Env. / Ins. : Temp:23.6';Humi:56%;Press:101.52kPa
 Engineer : Tony
 EUT : OTT Multi-media Box
 Power : DC 12V Form Adapter Input AC 120V/60Hz
 M/N : IFD-36-CA
 Test Mode : IEEE 802.11n HT20 CH13 2472TX

| | Freq. (MHz) | Ant. Factor (dB/m) | Cable Loss (dB) | Amp Factor (dB) | Reading (dBuV) | Emission Level (dBuV/m) | Limits (dBuV/m) | Margin (dB) | Remark |
|---|----------------|--------------------------|-----------------------|-----------------------|-------------------|-------------------------------|--------------------|----------------|--------|
| 1 | 20996.00 | 46.30 | 20.13 | 35.80 | 3.08 | 33.71 | 74.00 | 40.29 | Peak |
| 2 | 22921.00 | 45.63 | 21.10 | 33.93 | 3.49 | 36.29 | 74.00 | 37.71 | Peak |

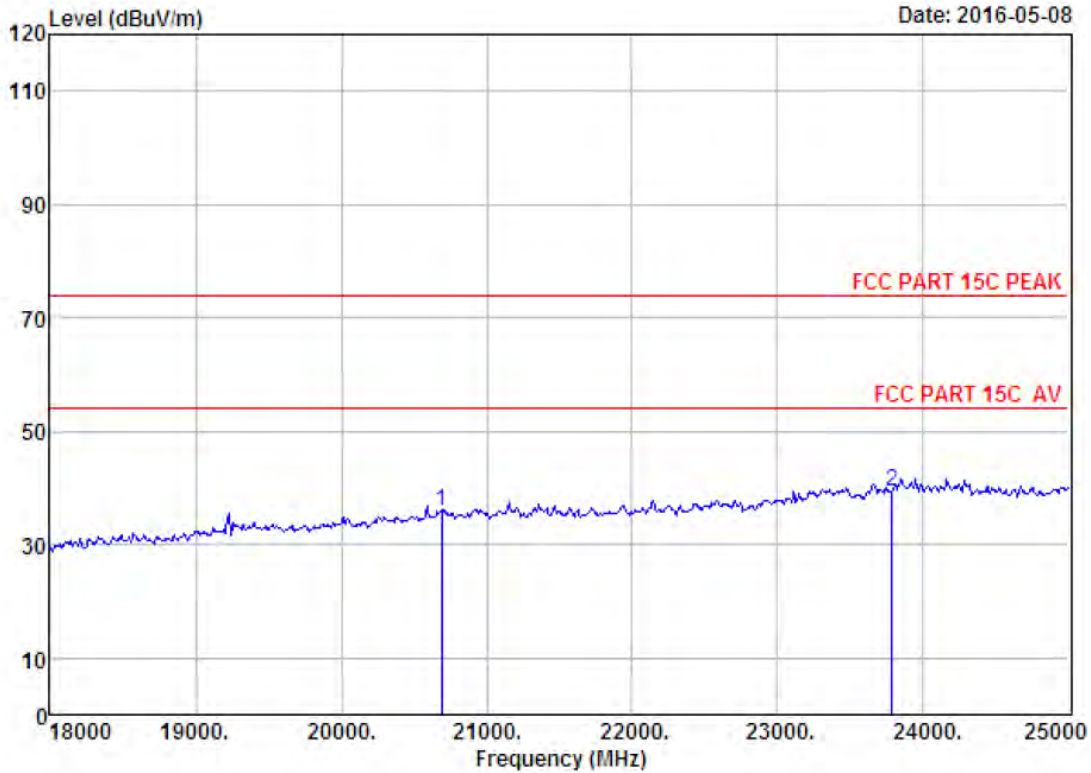
Remarks: 1. Emission Level= Antenna Factor + Cable Loss - Amp Factor + Reading.
 2. The emission levels that are 20dB below the official limit are not reported.



Site no. : 1# 966 chamber Data no. : 225
 Dis. / Ant. : 3m ANT ABOVE 18G Ant. pol. : HORIZONTAL
 Limit : FCC PART 15C PEAK
 Env. / Ins. : Temp:23.6';Humi:56%;Press:101.52kPa
 Engineer : Tony
 EUT : OTI Multi-media Box
 Power : DC 12V Form Adapter Input AC 120V/60Hz
 M/N : TFD-36-CA
 Test Mode : IEEE 802.11n HT40 CH3 2422TX

| | Freq. (MHz) | Ant. Factor (dB/m) | Cable Loss (dB) | Amp Factor (dB) | Reading (dBuV) | Emission Level (dBuV/m) | Limits (dBuV/m) | Margin (dB) | Remark |
|---|----------------|--------------------------|-----------------------|-----------------------|-------------------|-------------------------------|--------------------|----------------|--------|
| 1 | 21038.00 | 46.27 | 20.15 | 35.76 | 3.55 | 34.21 | 74.00 | 39.79 | Peak |
| 2 | 22886.00 | 45.65 | 21.08 | 33.98 | 4.08 | 36.83 | 74.00 | 37.17 | Peak |

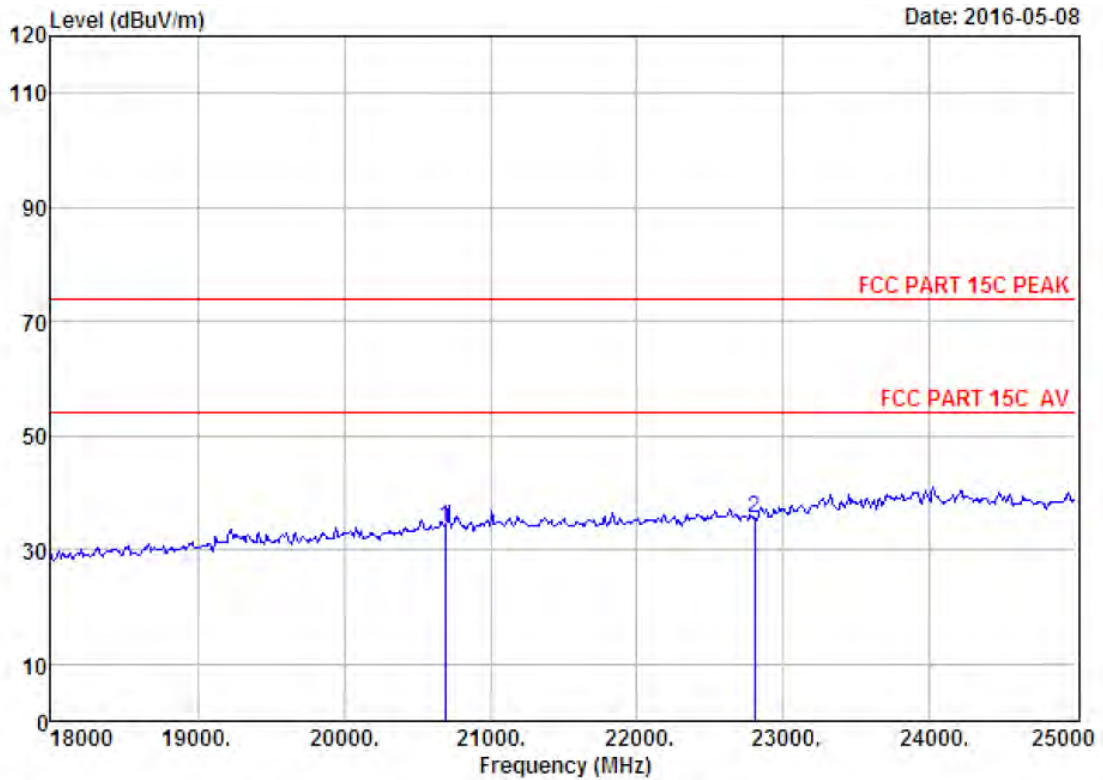
Remarks: 1. Emission Level= Antenna Factor + Cable Loss - Amp Factor + Reading.
 2. The emission levels that are 20dB below the official limit are not reported.



Site no. : 1# 966 chamber Data no. : 227
 Dis. / Ant. : 3m ANT ABOVE 18G Ant. pol. : VERTICAL
 Limit : FCC PART 15C PEAK
 Env. / Ins. : Temp:23.6';Humi:56%;Press:101.52kPa
 Engineer : Tony
 EUI : OTT Multi-media Box
 Power : DC 12V Form Adapter Input AC 120V/60Hz
 M/N : TFD-36-CA
 Test Mode : IEEE 802.11n HT40 CH7 2442TX

| | Freq. (MHz) | Ant. Factor (dB/m) | Cable Loss (dB) | Amp Factor (dB) | Reading (dBuV) | Emission Level (dBuV/m) | Limits (dBuV/m) | Margin (dB) | Remark |
|---|----------------|--------------------------|-----------------------|-----------------------|-------------------|-------------------------------|--------------------|----------------|--------|
| 1 | 20688.00 | 46.11 | 19.99 | 36.07 | 5.95 | 35.98 | 74.00 | 38.02 | Peak |
| 2 | 23782.00 | 45.64 | 21.85 | 33.04 | 4.98 | 39.43 | 74.00 | 34.57 | Peak |

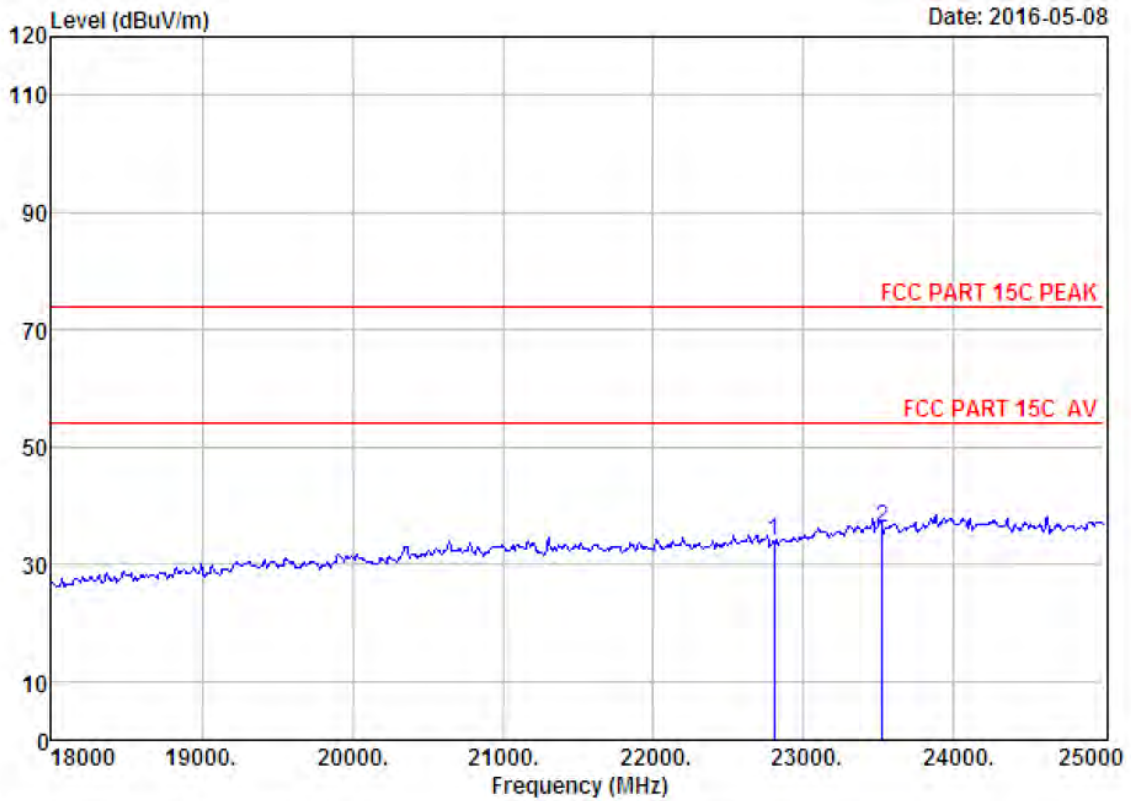
Remarks: 1. Emission Level= Antenna Factor + Cable Loss - Amp Factor + Reading.
 2. The emission levels that are 20dB below the official limit are not reported.



Site no. : 1# 966 chamber Data no. : 228
 Dis. / Ant. : 3m ANT ABVOE 18G Ant. pol. : HORIZONTAL
 Limit : FCC PART 15C PEAK
 Env. / Ins. : Temp:23.6';Humi:56%;Press:101.52kPa
 Engineer : Tony
 EUT : OIT Multi-media Box
 Power : DC 12V Form Adapter Input AC 120V/60Hz
 M/N : TFD-36-CA
 Test Mode : IEEE 802.11n HT40 CH7 2442TX

| | Freq. (MHz) | Ant. Factor (dB/m) | Cable Loss (dB) | Amp Factor (dB) | Reading (dBuV) | Emission Level (dBuV/m) | Limits (dBuV/m) | Margin (dB) | Remark |
|---|----------------|--------------------------|-----------------------|-----------------------|-------------------|-------------------------------|--------------------|----------------|--------|
| 1 | 20688.00 | 46.11 | 19.99 | 36.07 | 4.01 | 34.04 | 74.00 | 39.96 | Peak |
| 2 | 22802.00 | 45.68 | 21.03 | 34.06 | 2.85 | 35.50 | 74.00 | 38.50 | Peak |

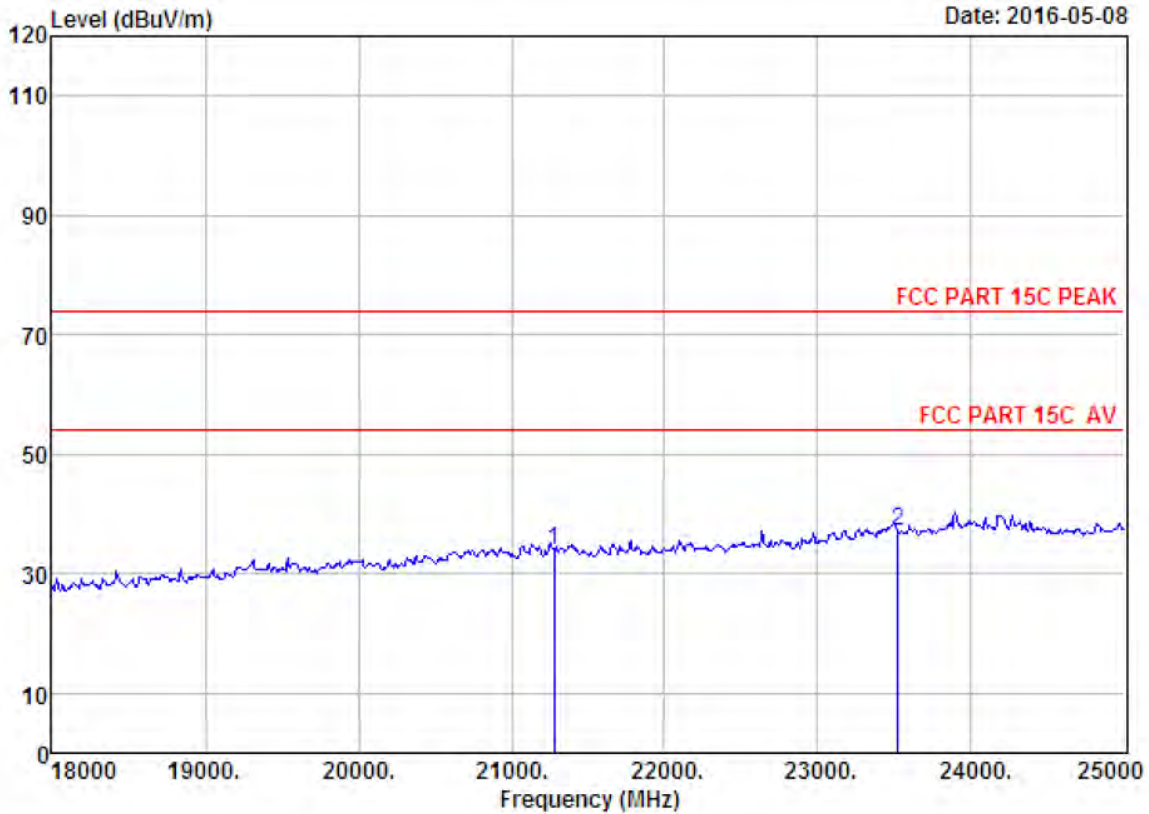
Remarks: 1. Emission Level= Antenna Factor + Cable Loss - Amp Factor + Reading.
 2. The emission levels that are 20dB below the official limit are not reported.



Site no. : 1# 966 chamber Data no. : 229
 Dis. / Ant. : 3m ANT ABOVE 18G Ant. pol. : HORIZONTAL
 Limit : FCC PART 15C PEAK
 Env. / Ins. : Temp:23.6';Humi:56%;Press:101.52kPa
 Engineer : Tony
 EUT : OIT Multi-media Box
 Power : DC 12V Form Adapter Input AC 120V/60Hz
 M/N : TFD-36-CA
 Test Mode : IEEE 802.11n HT40 CH9 2462TX

| | Freq. (MHz) | Ant. Factor (dB/m) | Cable Loss (dB) | Amp Factor (dB) | Reading (dBuV) | Emission Level (dBuV/m) | Limits (dBuV/m) | Margin (dB) | Remark |
|---|----------------|--------------------------|-----------------------|-----------------------|-------------------|-------------------------------|--------------------|----------------|--------|
| 1 | 22802.00 | 45.68 | 21.03 | 34.06 | 1.31 | 33.96 | 74.00 | 40.04 | Peak |
| 2 | 23523.00 | 45.70 | 21.62 | 33.30 | 2.21 | 36.23 | 74.00 | 37.77 | Peak |

Remarks: 1. Emission Level= Antenna Factor + Cable Loss - Amp Factor + Reading.
 2. The emission levels that are 20dB below the official limit are not reported.



Site no. : 1# 966 chamber Data no. : 230
 Dis. / Ant. : 3m ANI ABOVE 18G Ant. pol. : VERTICAL
 Limit : FCC PART 15C PEAK
 Env. / Ins. : Temp:23.6';Humi:56%;Press:101.52kPa
 Engineer : Tony
 EUI : OTI Multi-media Box
 Power : DC 12V Form Adapter Input AC 120V/60Hz
 M/N : TFD-36-CA
 Test Mode : IEEE 802.11n HT40 CH9 2462TX

| | Freq. (MHz) | Ant. Factor (dB/m) | Cable Loss (dB) | Amp Factor (dB) | Reading (dBuV) | Emission Level (dBuV/m) | Limits (dBuV/m) | Margin (dB) | Remark |
|---|----------------|--------------------------|-----------------------|-----------------------|-------------------|-------------------------------|--------------------|----------------|--------|
| 1 | 21276.00 | 46.13 | 20.25 | 35.55 | 3.10 | 33.93 | 74.00 | 40.07 | Peak |
| 2 | 23523.00 | 45.70 | 21.62 | 33.30 | 3.05 | 37.07 | 74.00 | 36.93 | Peak |

Remarks: 1. Emission Level= Antenna Factor + Cable Loss - Amp Factor + Reading.
 2. The emission levels that are 20dB below the official limit are not reported.

5 BAND EDGE COMPLIANCE TEST

5.1 Limit

All the lower and upper band-edges emissions appearing within 2310MHz to 2390MHz and 2483.5MHz to 2500MHz restricted frequency bands shall not exceed the limits shown in 15.209, all the other emissions outside operation frequency band 2400MHz to 2483.5MHz shall be at least 20dB below the fundamental emissions, or comply with 15.209 limits

5.2 Test Procedure

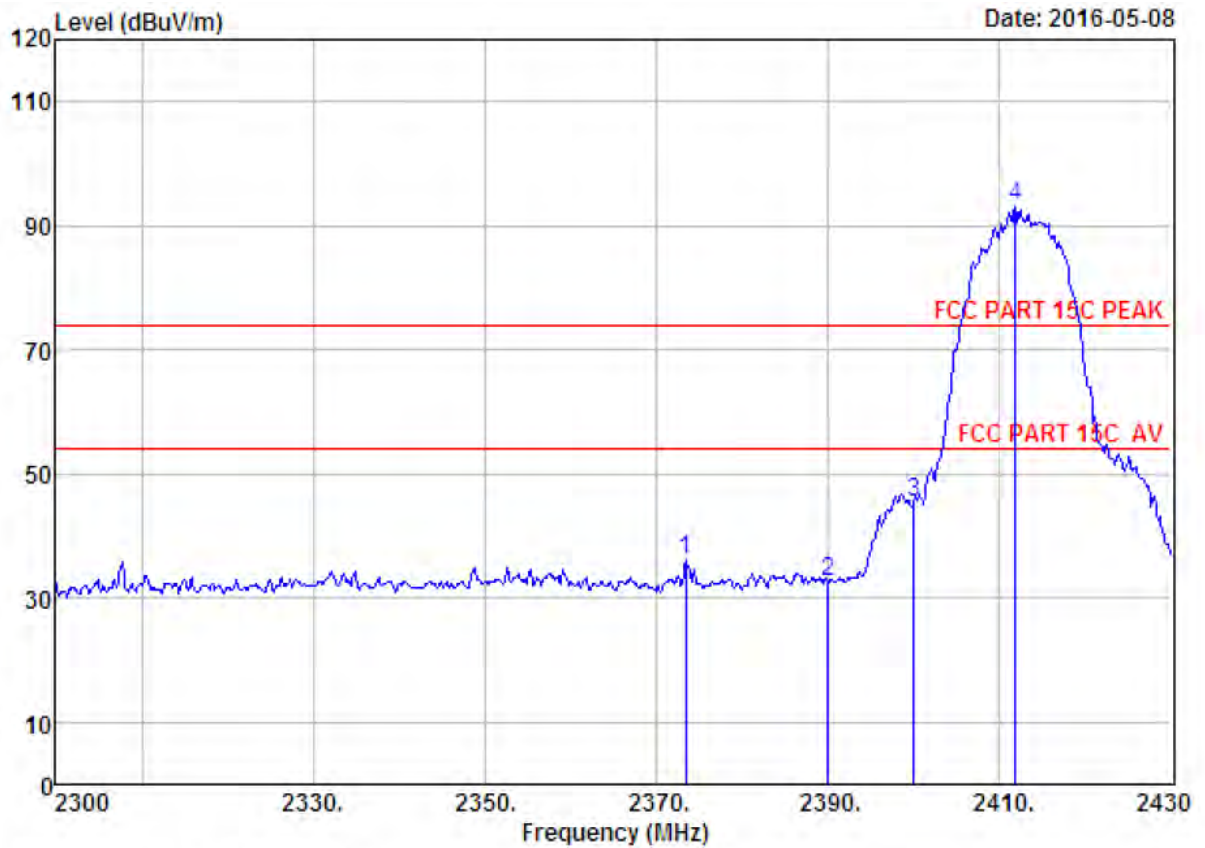
1. The EUT is placed on a turntable, which is 1.5m above the ground plane and worked at highest radiated power.
2. The turntable was rotated for 360 degrees to determine the position of maximum emission level.
3. EUT is set 3m away from the receiving antenna, which is varied from 1m to 4m to find out the highest emission.
4. Set the spectrum analyzer in the following setting in order to capture the lower and upper band-edges of the emission:
 - (a) Peak : RBW = 1MHz, VBW = 1MHz, Detector=PEAK detector, Sweep time = auto
 - (b) AV : RBW = 1MHz, VBW = 10Hz, Detector=PEAK detector, Sweep time = auto

5.3 Test Result

Pass (The testing data was attached in the next pages.)

- Note:
- 1、 For emissions above 1GHz, if peak level comply with average limit, then the average level is deemed to comply with average limit.
 - 2、 The frequency 2412MHz. 2422MHz . 2462MHz and 2472 MHz is fundamental frequency which no limit, the limit on plots is automatically generated by the software, it's not fundamental limit, we can't remove it.

5.4 Test Data

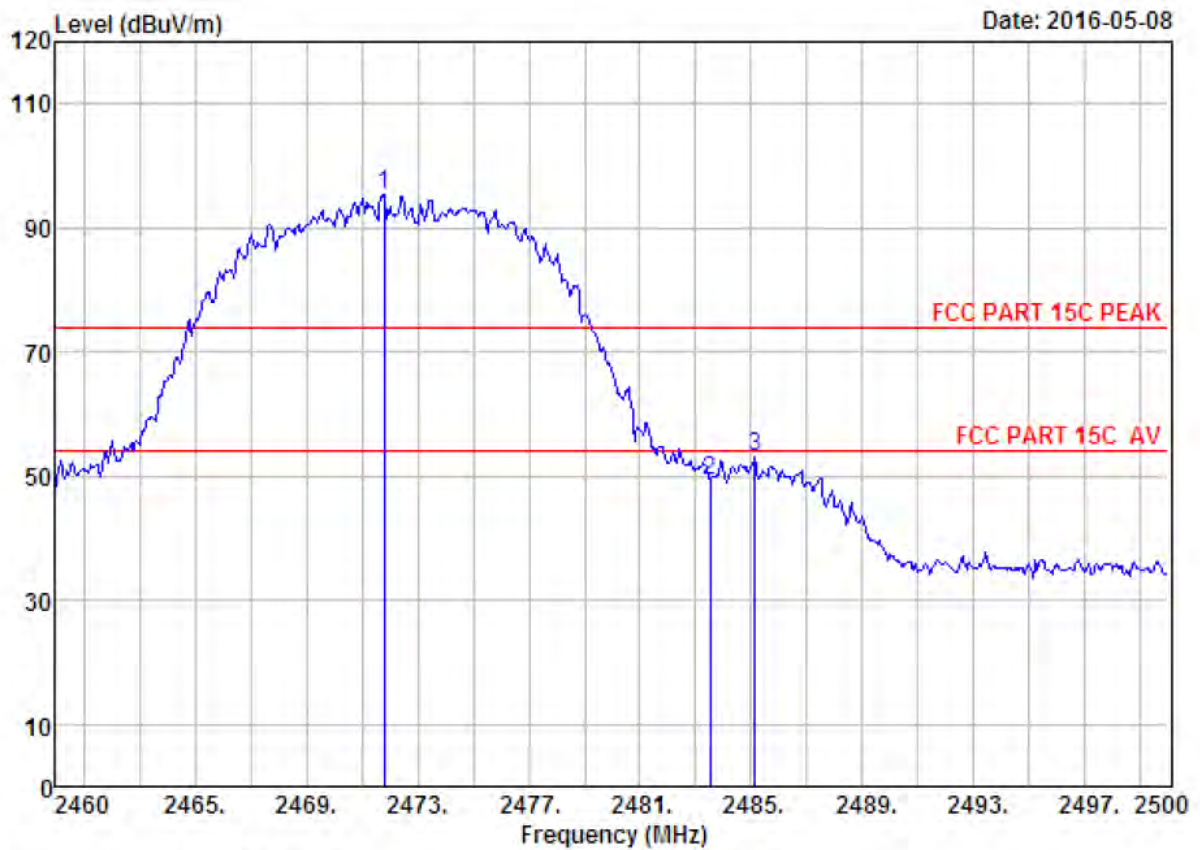


```

Site no.       : 1# 966 chamber           Data no.   : 143
Dis. / Ant.    : 3m ANT 1-18G           Ant. pol.  : HORIZONTAL
Limit         : FCC PART 15C PEAK
Env. / Ins.    : Temp:23.6';Humi:56%;Press:101.52kPa
Engineer      : Tony
EUT           : OTT Multi-media Box
Power         : DC 12V Form Adapter Input AC 120V/60Hz
M/N          : IFD-36-CA
Test Mode     : IEEE 802.11b CH1 2412TX
    
```

| | Freq. (MHz) | Ant. Factor (dB/m) | Cable Loss (dB) | Amp Factor (dB) | Reading (dBUV) | Emission Level (dBUV/m) | Limits (dBUV/m) | Margin (dB) | Remark |
|---|----------------|--------------------------|-----------------------|-----------------------|-------------------|-------------------------------|--------------------|----------------|--------|
| 1 | 2373.45 | 27.67 | 6.60 | 34.59 | 36.43 | 36.11 | 74.00 | 37.89 | Peak |
| 2 | 2390.00 | 27.64 | 6.62 | 34.62 | 32.93 | 32.57 | 74.00 | 41.43 | Peak |
| 3 | 2400.00 | 27.61 | 6.62 | 34.64 | 45.76 | 45.35 | 74.00 | 28.65 | Peak |
| 4 | 2411.80 | 27.60 | 6.64 | 34.64 | 93.37 | 92.97 | 74.00 | -18.97 | Peak |

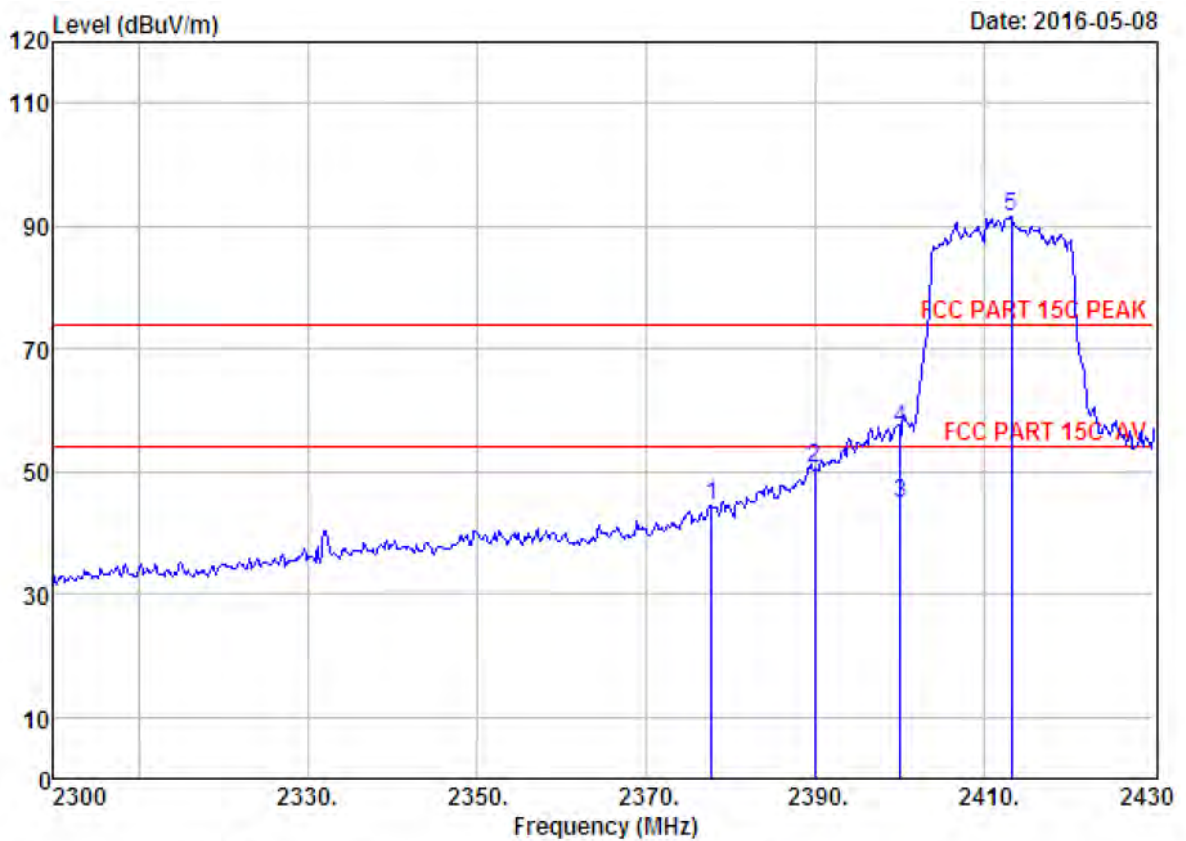
Remarks: 1. Emission Level= Antenna Factor + Cable Loss - Amp Factor + Reading.
 2. The emission levels that are 20dB below the official limit are not reported.



Site no. : 1# 966 chamber Data no. : 150
 Dis. / Ant. : 3m ANT 1-18G Ant. pol. : HORIZONTAL
 Limit : FCC PART 15C PEAK
 Env. / Ins. : Temp:23.6';Humi:56%;Press:101.52kPa
 Engineer : Tony
 EUI : OTT Multi-media Box
 Power : DC 12V Form Adapter Input AC 120V/60Hz
 M/N : TFD-36-CA
 Test Mode : IEEE 802.11b CH13 2472TX

| | Freq. (MHz) | Ant. Factor (dB/m) | Cable Loss (dB) | Amp Factor (dB) | Reading (dBUV) | Emission Level (dBUV/m) | Limits (dBUV/m) | Margin (dB) | Remark |
|---|----------------|--------------------------|-----------------------|-----------------------|-------------------|-------------------------------|--------------------|----------------|--------|
| 1 | 2471.80 | 27.58 | 6.71 | 35.11 | 96.20 | 95.38 | 74.00 | -21.38 | Peak |
| 2 | 2483.52 | 27.58 | 6.71 | 35.11 | 50.24 | 49.42 | 74.00 | 24.58 | Peak |
| 3 | 2485.12 | 27.58 | 6.71 | 35.11 | 54.04 | 53.22 | 74.00 | 20.78 | Peak |

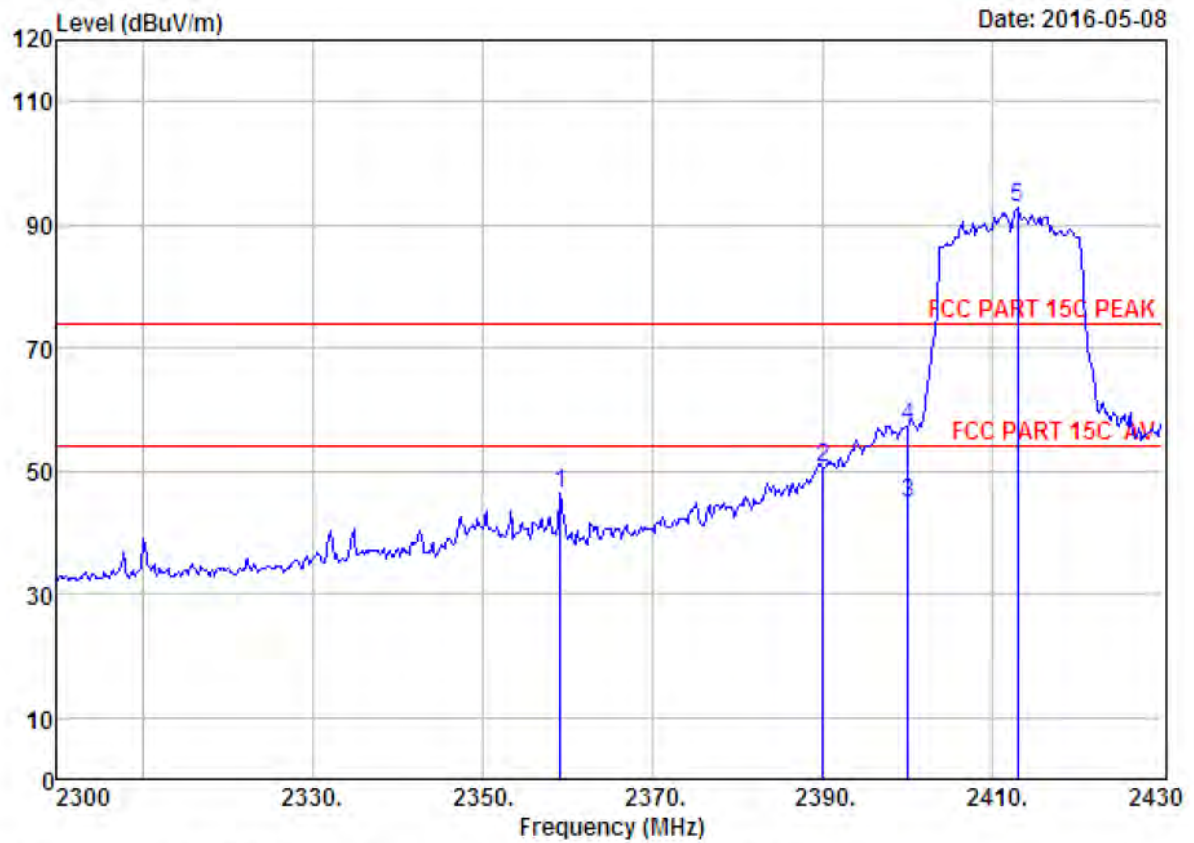
Remarks: 1. Emission Level= Antenna Factor + Cable Loss - Amp Factor + Reading.
 2. The emission levels that are 20dB below the official limit are not reported.



Site no. : 1# 966 chamber Data no. : 153
 Dis. / Ant. : 3m ANI 1-18G Ant. pol. : VERTICAL
 Limit : FCC PART 15C PEAK
 Env. / Ins. : Temp:23.6';Humi:56%;Press:101.52kPa
 Engineer : Tony
 EUT : OTT Multi-media Box
 Power : DC 12V Form Adapter Input AC 120V/60Hz
 M/N : TFD-36-CA
 Test Mode : IEEE 802.11g CH1 2412TX

| | Freq. (MHz) | Ant. Factor (dB/m) | Cable Loss (dB) | Amp Factor (dB) | Reading (dBuV) | Emission Level (dBuV/m) | Limits (dBuV/m) | Margin (dB) | Remark |
|---|----------------|--------------------------|-----------------------|-----------------------|-------------------|-------------------------------|--------------------|----------------|---------|
| 1 | 2377.74 | 27.64 | 6.60 | 34.59 | 44.85 | 44.50 | 74.00 | 29.50 | Peak |
| 2 | 2389.96 | 27.64 | 6.62 | 34.62 | 50.79 | 50.43 | 74.00 | 23.57 | Peak |
| 3 | 2400.00 | 27.61 | 6.62 | 34.64 | 45.30 | 44.89 | 54.00 | 9.11 | Average |
| 4 | 2400.00 | 27.61 | 6.62 | 34.64 | 57.23 | 56.82 | 74.00 | 17.18 | Peak |
| 5 | 2413.10 | 27.60 | 6.64 | 34.64 | 92.01 | 91.61 | 74.00 | -17.61 | Peak |

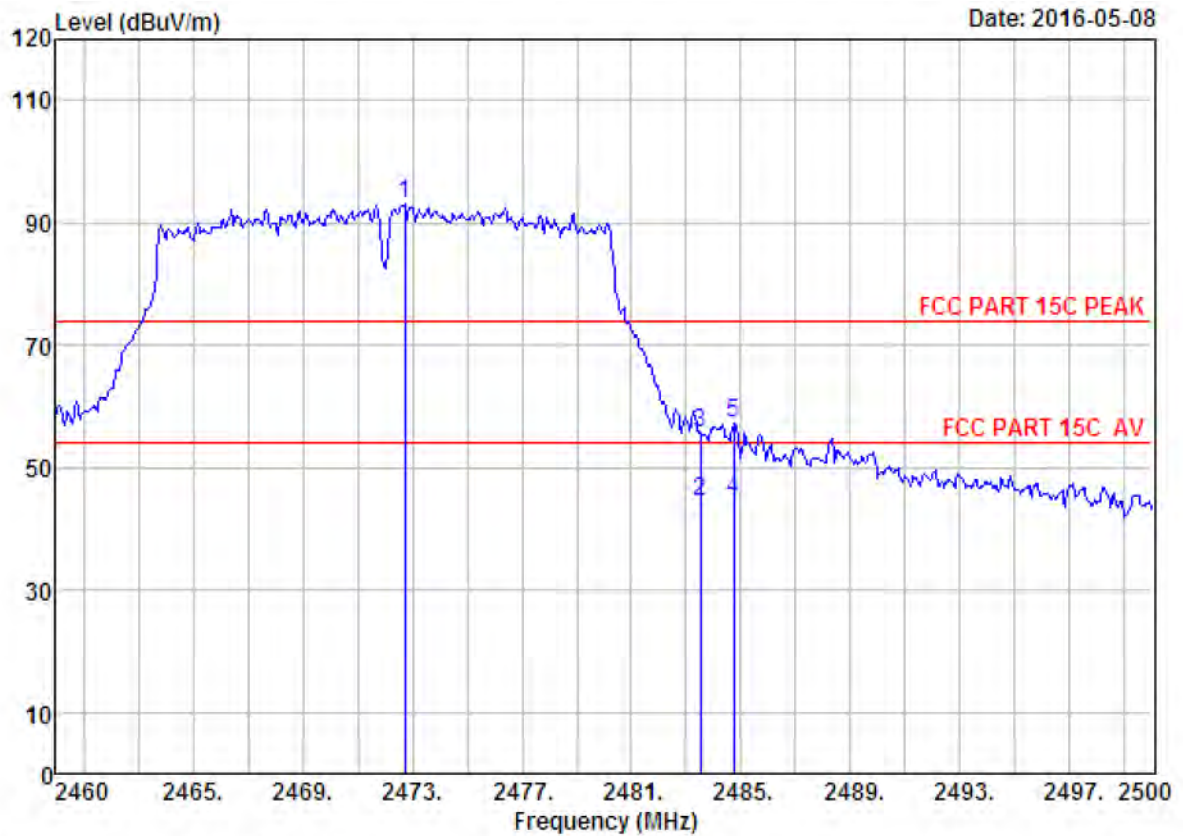
Remarks: 1. Emission Level= Antenna Factor + Cable Loss - Amp Factor + Reading.
 2. The emission levels that are 20dB below the official limit are not reported.



Site no. : 1# 966 chamber Data no. : 154
 Dis. / Ant. : 3m ANT 1-18G Ant. pol. : HORIZONTAL
 Limit : FCC PART 15C PEAK
 Env. / Ins. : Temp:23.6%;Humi:56%;Press:101.52kPa
 Engineer : Tony
 EUT : OTT Multi-media Box
 Power : DC 12V Form Adapter Input AC 120V/60Hz
 M/N : IFD-36-CA
 Test Mode : IEEE 802.11g CH1 2412TX

| | Freq. (MHz) | Ant. Factor (dB/m) | Cable Loss (dB) | Amp Factor (dB) | Reading (dBUV) | Emission Level (dBUV/m) | Limits (dBUV/m) | Margin (dB) | Remark |
|---|----------------|--------------------------|-----------------------|-----------------------|-------------------|-------------------------------|--------------------|----------------|---------|
| 1 | 2359.15 | 27.67 | 6.58 | 34.57 | 46.84 | 46.52 | 74.00 | 27.48 | Peak |
| 2 | 2390.00 | 27.64 | 6.62 | 34.62 | 50.80 | 50.44 | 74.00 | 23.56 | Peak |
| 3 | 2400.00 | 27.61 | 6.62 | 34.64 | 45.20 | 44.79 | 54.00 | 9.21 | Average |
| 4 | 2400.00 | 27.61 | 6.62 | 34.64 | 57.75 | 57.34 | 74.00 | 16.66 | Peak |
| 5 | 2412.84 | 27.60 | 6.64 | 34.64 | 93.30 | 92.90 | 74.00 | -18.90 | Peak |

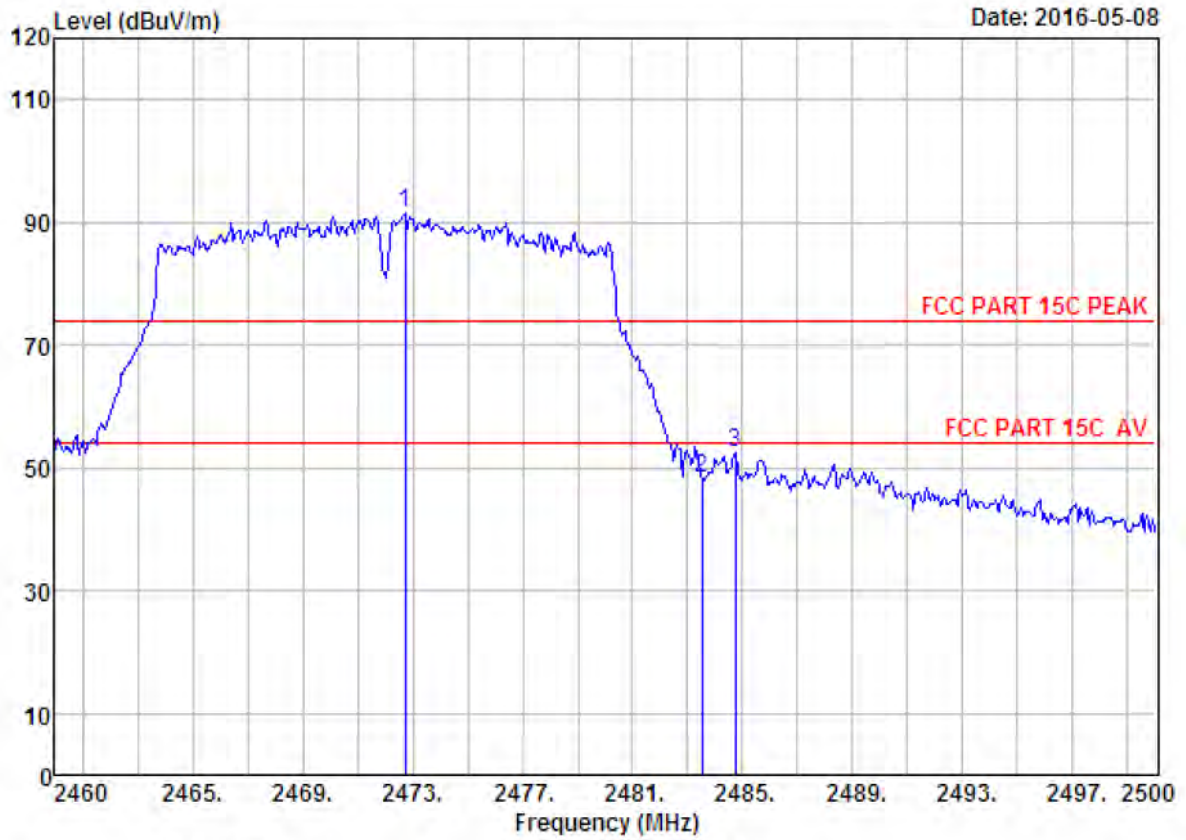
Remarks: 1. Emission Level= Antenna Factor + Cable Loss - Amp Factor + Reading.
 2. The emission levels that are 20dB below the official limit are not reported.



Site no. : 1# 966 chamber Data no. : 159
 Dis. / Ant. : 3m ANT 1-18G Ant. pol. : HORIZONTAL
 Limit : FCC PART 15C PEAK
 Env. / Ins. : Temp:23.6';Humi:56%;Press:101.52kPa
 Engineer : Tony
 EUI : OTT Multi-media Box
 Power : DC 12V Form Adapter Input AC 120V/60Hz
 M/N : TFD-36-CA
 Test Mode : IEEE 802.11g CH13 2472TX

| | Freq. (MHz) | Ant. Factor (dB/m) | Cable Loss (dB) | Amp Factor (dB) | Reading (dBuV) | Emission Level (dBuV/m) | Limits (dBuV/m) | Margin (dB) | Remark |
|---|----------------|--------------------------|-----------------------|-----------------------|-------------------|-------------------------------|--------------------|----------------|---------|
| 1 | 2472.72 | 27.58 | 6.71 | 35.11 | 93.84 | 93.02 | 74.00 | -19.02 | Peak |
| 2 | 2483.52 | 27.58 | 6.71 | 35.11 | 45.20 | 44.38 | 54.00 | 9.62 | Average |
| 3 | 2483.52 | 27.58 | 6.71 | 35.11 | 56.50 | 55.68 | 74.00 | 18.32 | Peak |
| 4 | 2484.72 | 27.58 | 6.71 | 35.11 | 45.50 | 44.68 | 54.00 | 9.32 | Average |
| 5 | 2484.72 | 27.58 | 6.71 | 35.11 | 58.07 | 57.25 | 74.00 | 16.75 | Peak |

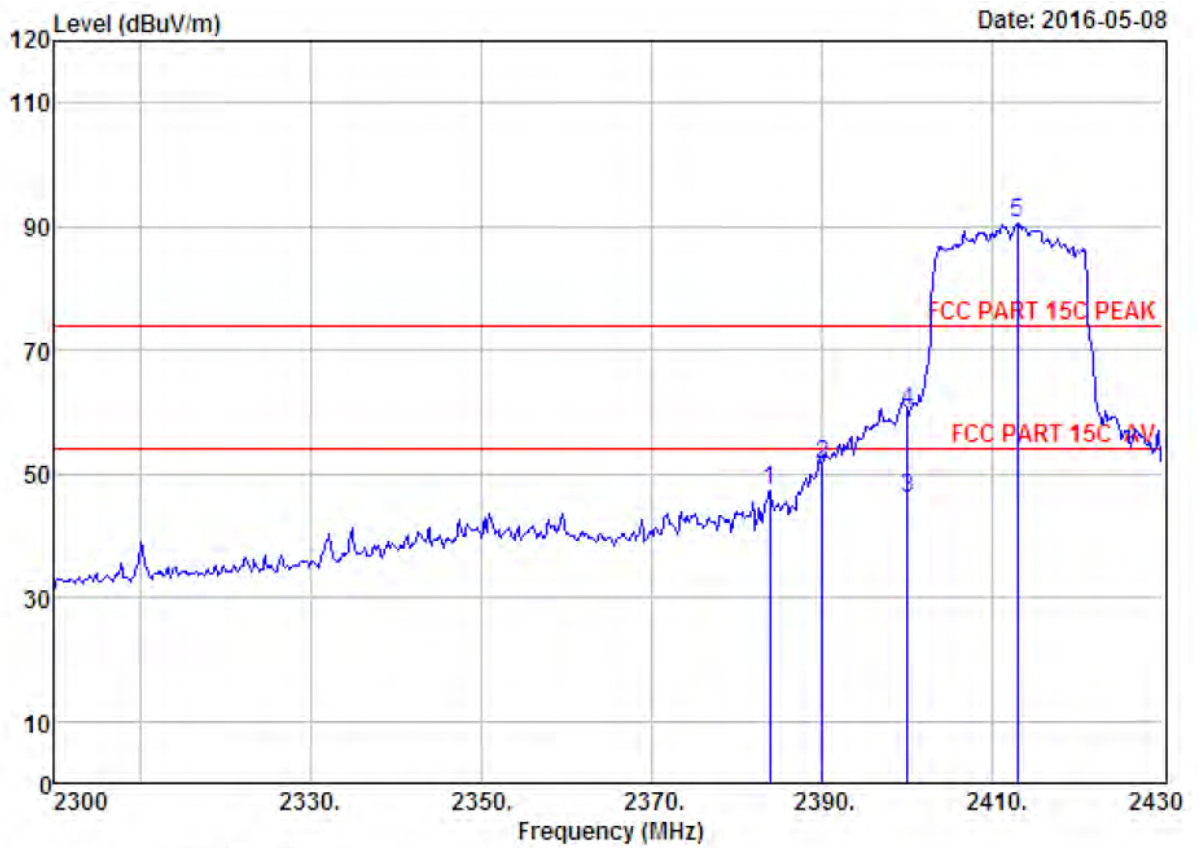
Remarks: 1. Emission Level= Antenna Factor + Cable Loss - Amp Factor + Reading.
 2. The emission levels that are 20dB below the official limit are not reported.



Site no. : 1# 966 chamber Data no. : 160
 Dis. / Ant. : 3m ANT 1-18G Ant. pol. : VERTICAL
 Limit : FCC PART 15C PEAK
 Env. / Ins. : Temp:23.6';Humi:56%;Press:101.52kPa
 Engineer : Tony
 EUT : OTT Multi-media Box
 Power : DC 12V Form Adapter Input AC 120V/60Hz
 M/N : TFD-36-CA
 Test Mode : IEEE 802.11g CH13 2472TX

| | Freq. (MHz) | Ant. Factor (dB/m) | Cable Loss (dB) | Amp Factor (dB) | Reading (dBuV) | Emission Level (dBuV/m) | Limits (dBuV/m) | Margin (dB) | Remark |
|---|----------------|--------------------------|-----------------------|-----------------------|-------------------|-------------------------------|--------------------|----------------|--------|
| 1 | 2472.72 | 27.58 | 6.71 | 35.11 | 92.22 | 91.40 | 74.00 | -17.40 | Peak |
| 2 | 2483.52 | 27.58 | 6.71 | 35.11 | 49.17 | 48.35 | 74.00 | 25.65 | Peak |
| 3 | 2484.72 | 27.58 | 6.71 | 35.11 | 53.41 | 52.59 | 74.00 | 21.41 | Peak |

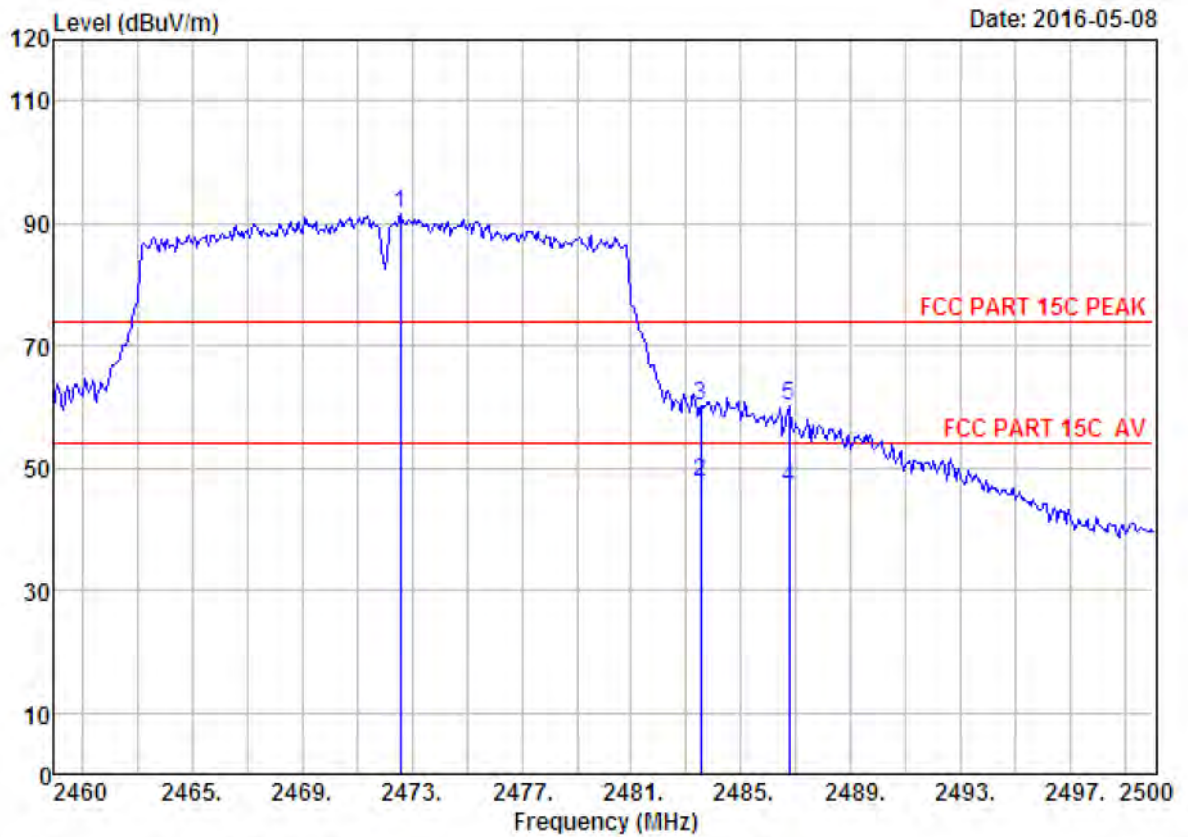
Remarks: 1. Emission Level= Antenna Factor + Cable Loss - Amp Factor + Reading.
 2. The emission levels that are 20dB below the official limit are not reported.



Site no. : 1# 966 chamber Data no. : 163
 Dis. / Ant. : 3m ANI 1-18G Ant. pol. : HORIZONTAL
 Limit : FCC PART 15C PEAK
 Env. / Ins. : Temp:23.6';Humi:56%;Press:101.52kPa
 Engineer : Tony
 EUT : OIT Multi-media Box
 Power : DC 12V Form Adapter Input AC 120V/60Hz
 M/N : TFD-36-CA
 Test Mode : IEEE 802.11n HT20 CH1 2412TX

| | Freq. (MHz) | Ant. Factor (dB/m) | Cable Loss (dB) | Amp Factor (dB) | Reading (dBuV) | Emission Level (dBuV/m) | Limits (dBuV/m) | Margin (dB) | Remark |
|---|----------------|--------------------------|-----------------------|-----------------------|-------------------|-------------------------------|--------------------|----------------|---------|
| 1 | 2383.85 | 27.64 | 6.60 | 34.62 | 47.70 | 47.32 | 74.00 | 26.68 | Peak |
| 2 | 2390.00 | 27.64 | 6.62 | 34.62 | 51.91 | 51.55 | 74.00 | 22.45 | Peak |
| 3 | 2400.00 | 27.61 | 6.62 | 34.64 | 46.50 | 46.09 | 54.00 | 7.91 | Average |
| 4 | 2400.00 | 27.61 | 6.62 | 34.64 | 60.45 | 60.04 | 74.00 | 13.96 | Peak |
| 5 | 2412.84 | 27.60 | 6.64 | 34.64 | 90.94 | 90.54 | 74.00 | -16.54 | Peak |

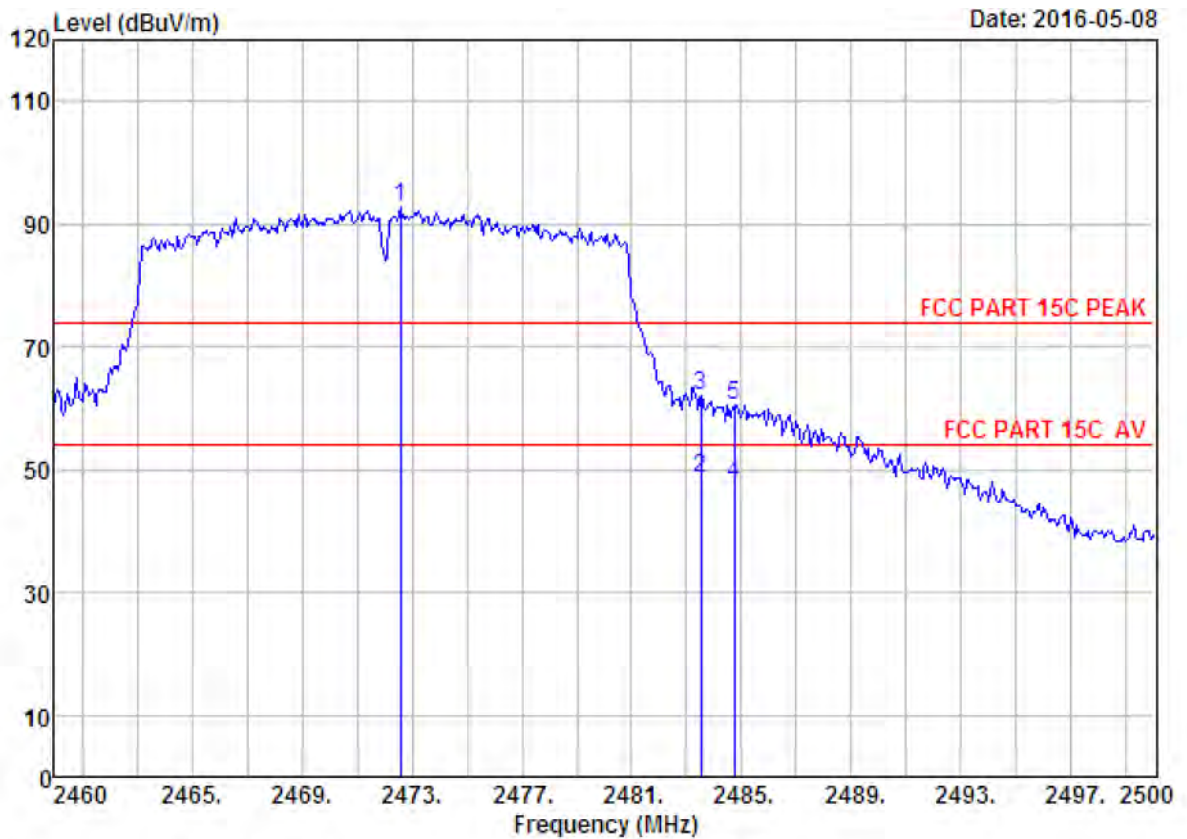
Remarks: 1. Emission Level= Antenna Factor + Cable Loss - Amp Factor + Reading.
 2. The emission levels that are 20dB below the official limit are not reported.



Site no. : 1# 966 chamber Data no. : 169
 Dis. / Ant. : 3m ANT 1-18G Ant. pol. : VERTICAL
 Limit : FCC PART 15C PEAK
 Env. / Ins. : Temp:23.6';Humi:56%;Press:101.52kPa
 Engineer : Tony
 EUI : OTI Multi-media Box
 Power : DC 12V Form Adapter Input AC 120V/60Hz
 M/N : TFD-36-CA
 Test Mode : IEEE 802.11n HT20 CH13 2472TX

| | Freq. (MHz) | Ant. Factor (dB/m) | Cable Loss (dB) | Amp Factor (dB) | Reading (dBuV) | Emission Level (dBuV/m) | Limits (dBuV/m) | Margin (dB) | Remark |
|---|----------------|--------------------------|-----------------------|-----------------------|-------------------|-------------------------------|--------------------|----------------|---------|
| 1 | 2472.60 | 27.58 | 6.71 | 35.11 | 92.48 | 91.66 | 74.00 | -17.66 | Peak |
| 2 | 2483.52 | 27.58 | 6.71 | 35.11 | 48.50 | 47.68 | 54.00 | 6.32 | Average |
| 3 | 2483.52 | 27.58 | 6.71 | 35.11 | 60.83 | 60.01 | 74.00 | 13.99 | Peak |
| 4 | 2486.72 | 27.58 | 6.71 | 35.11 | 47.50 | 46.68 | 54.00 | 7.32 | Average |
| 5 | 2486.72 | 27.58 | 6.71 | 35.11 | 61.09 | 60.27 | 74.00 | 13.73 | Peak |

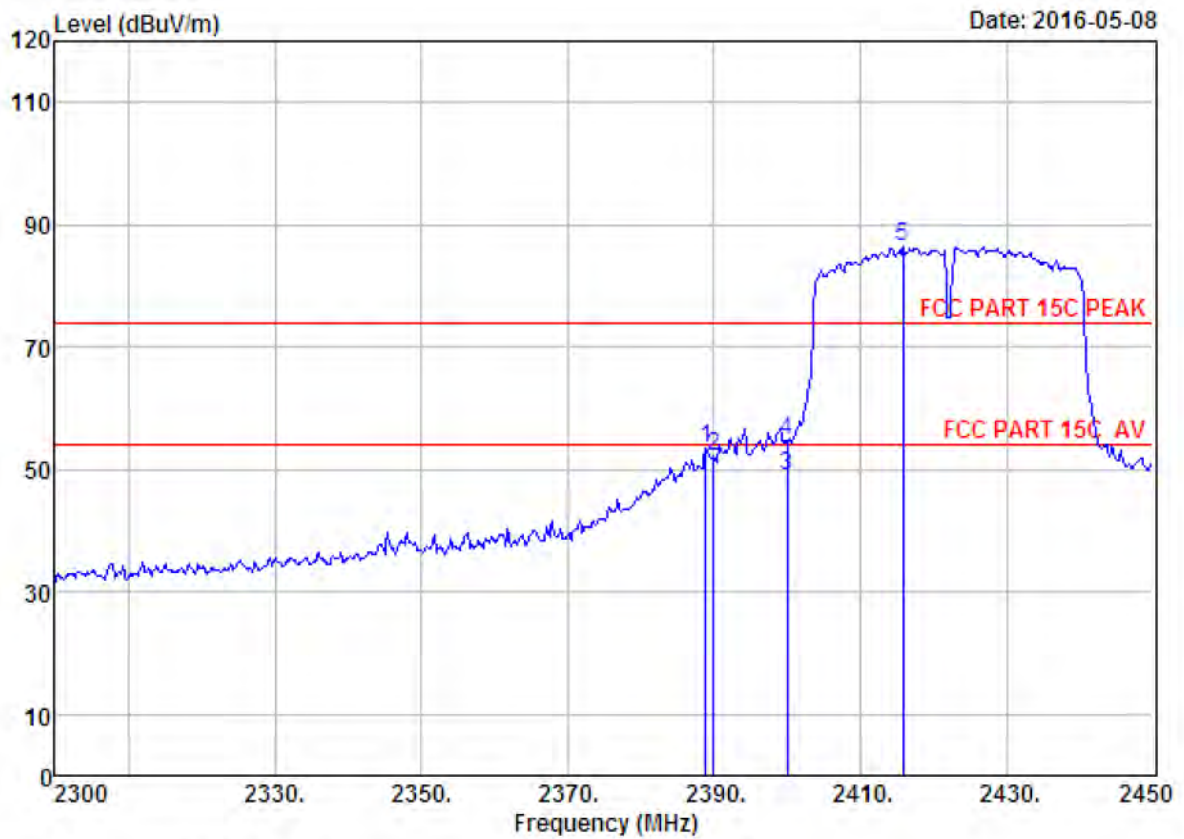
Remarks: 1. Emission Level= Antenna Factor + Cable Loss - Amp Factor + Reading.
 2. The emission levels that are 20dB below the official limit are not reported.



Site no. : 1# 966 chamber Data no. : 170
 Dis. / Ant. : 3m ANT 1-18G Ant. pol. : HORIZONTAL
 Limit : FCC PART 15C PEAK
 Env. / Ins. : Temp:23.6';Humi:56%;Press:101.52kPa
 Engineer : Tony
 EUT : OTT Multi-media Box
 Power : DC 12V Form Adapter Input AC 120V/60Hz
 M/N : TFD-36-CA
 Test Mode : IEEE 802.11n HT20 CH13 2472TX

| | Freq. (MHz) | Ant. Factor (dB/m) | Cable Loss (dB) | Amp Factor (dB) | Reading (dBuV) | Emission Level (dBuV/m) | Limits (dBuV/m) | Margin (dB) | Remark |
|---|----------------|--------------------------|-----------------------|-----------------------|-------------------|-------------------------------|--------------------|----------------|---------|
| 1 | 2472.60 | 27.58 | 6.71 | 35.11 | 93.47 | 92.65 | 74.00 | -18.65 | Peak |
| 2 | 2483.52 | 27.58 | 6.71 | 35.11 | 49.50 | 48.68 | 54.00 | 5.32 | Average |
| 3 | 2483.52 | 27.58 | 6.71 | 35.11 | 62.85 | 62.03 | 74.00 | 11.97 | Peak |
| 4 | 2484.72 | 27.58 | 6.71 | 35.11 | 48.50 | 47.68 | 54.00 | 6.32 | Average |
| 5 | 2484.72 | 27.58 | 6.71 | 35.11 | 61.44 | 60.62 | 74.00 | 13.38 | Peak |

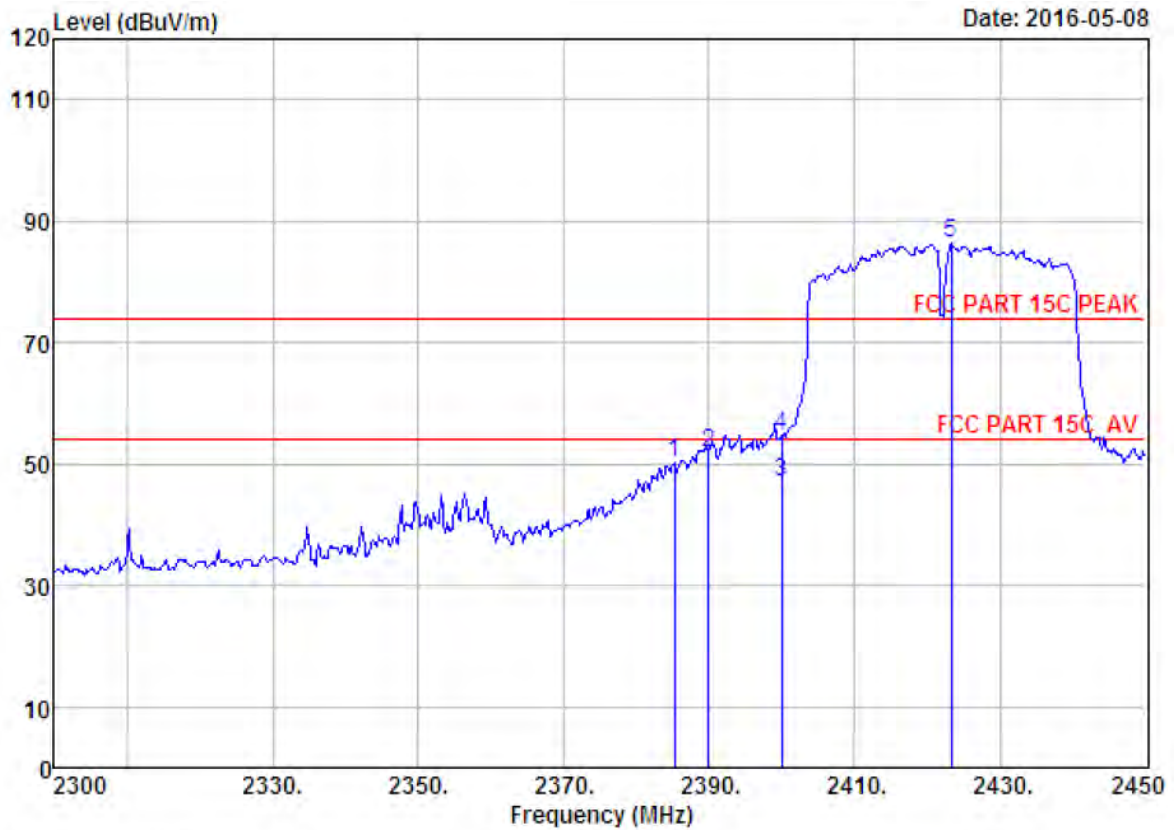
Remarks: 1. Emission Level= Antenna Factor + Cable Loss - Amp Factor + Reading.
 2. The emission levels that are 20dB below the official limit are not reported.



Site no. : 1# 966 chamber Data no. : 173
 Dis. / Ant. : 3m ANT 1-18G Ant. pol. : VERTICAL
 Limit : FCC PART 15C PEAK
 Env. / Ins. : Temp:23.6';Humi:56%;Press:101.52kPa
 Engineer : Tony
 EUI : OTT Multi-media Box
 Power : DC 12V Form Adapter Input AC 120V/60Hz
 M/N : TFD-36-CA
 Test Mode : IEEE 802.11n HT40 CH3 2422TX

| | Freq. (MHz) | Ant. Factor (dB/m) | Cable Loss (dB) | Amp Factor (dB) | Reading (dBUV) | Emission Level (dBUV/m) | Limits (dBUV/m) | Margin (dB) | Remark |
|---|-------------|--------------------|-----------------|-----------------|----------------|-------------------------|-----------------|-------------|---------|
| 1 | 2388.80 | 27.64 | 6.62 | 34.62 | 53.82 | 53.46 | 74.00 | 20.54 | Peak |
| 2 | 2390.00 | 27.64 | 6.62 | 34.62 | 52.64 | 52.28 | 74.00 | 21.72 | Peak |
| 3 | 2400.00 | 27.61 | 6.62 | 34.64 | 49.30 | 48.89 | 54.00 | 5.11 | Average |
| 4 | 2400.00 | 27.61 | 6.62 | 34.64 | 55.26 | 54.85 | 74.00 | 19.15 | Peak |
| 5 | 2415.80 | 27.60 | 6.64 | 34.64 | 86.81 | 86.41 | 74.00 | -12.41 | Peak |

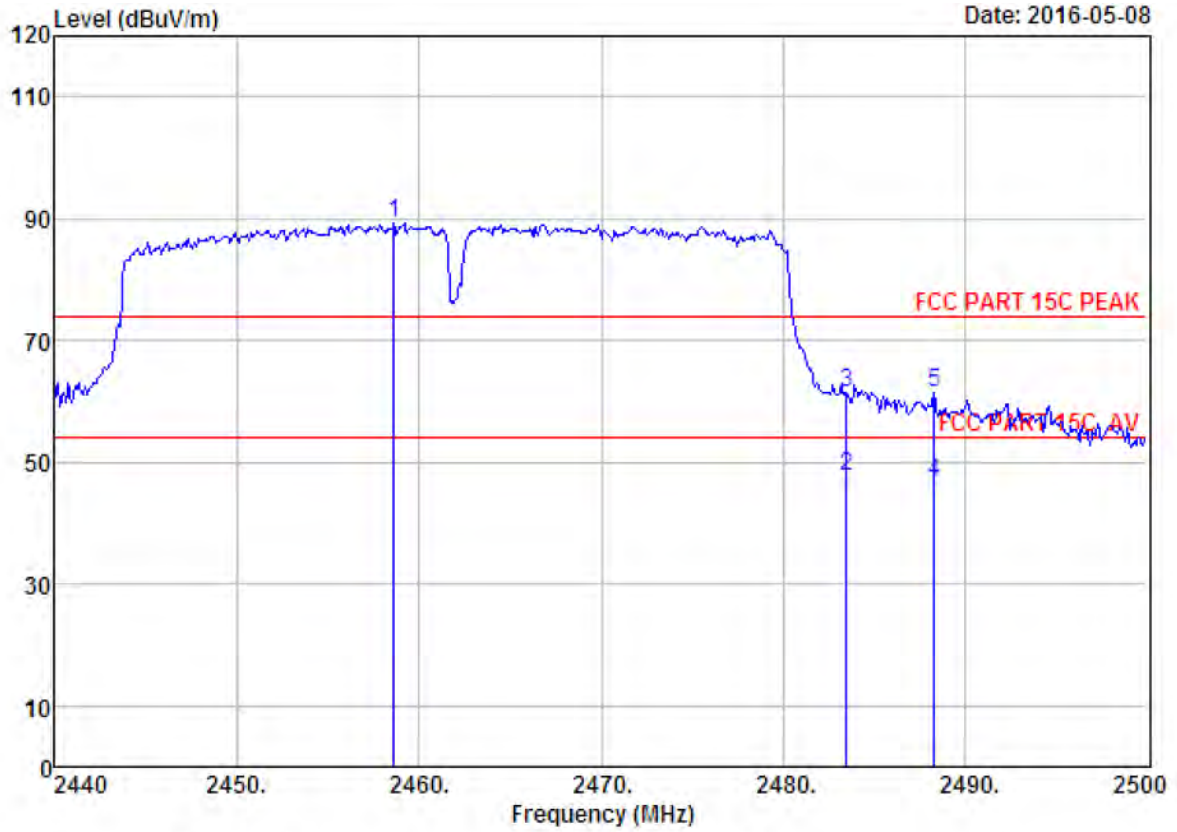
Remarks: 1. Emission Level= Antenna Factor + Cable Loss - Amp Factor + Reading.
 2. The emission levels that are 20dB below the official limit are not reported.



Site no. : 1# 966 chamber Data no. : 174
 Dis. / Ant. : 3m ANT 1-18G Ant. pol. : HORIZONTAL
 Limit : FCC PART 15C PEAK
 Env. / Ins. : Temp:23.6';Humi:56%;Press:101.52kPa
 Engineer : Tony
 EUT : OTI Multi-media Box
 Power : DC 12V Form Adapter Input AC 120V/60Hz
 M/N : IFD-36-CA
 Test Mode : IEEE 802.11n HT40 CH3 2422TX

| | Freq. (MHz) | Ant. Factor (dB/m) | Cable Loss (dB) | Amp Factor (dB) | Reading (dBuV) | Emission Level (dBuV/m) | Limits (dBuV/m) | Margin (dB) | Remark |
|---|----------------|--------------------------|-----------------------|-----------------------|-------------------|-------------------------------|--------------------|----------------|---------|
| 1 | 2385.20 | 27.64 | 6.60 | 34.62 | 50.74 | 50.36 | 74.00 | 23.64 | Peak |
| 2 | 2390.00 | 27.64 | 6.62 | 34.62 | 52.21 | 51.85 | 74.00 | 22.15 | Peak |
| 3 | 2400.00 | 27.61 | 6.62 | 34.64 | 47.50 | 47.09 | 54.00 | 6.91 | Average |
| 4 | 2400.00 | 27.61 | 6.62 | 34.64 | 55.13 | 54.72 | 74.00 | 19.28 | Peak |
| 5 | 2423.30 | 27.60 | 6.66 | 34.74 | 86.74 | 86.26 | 74.00 | -12.26 | Peak |

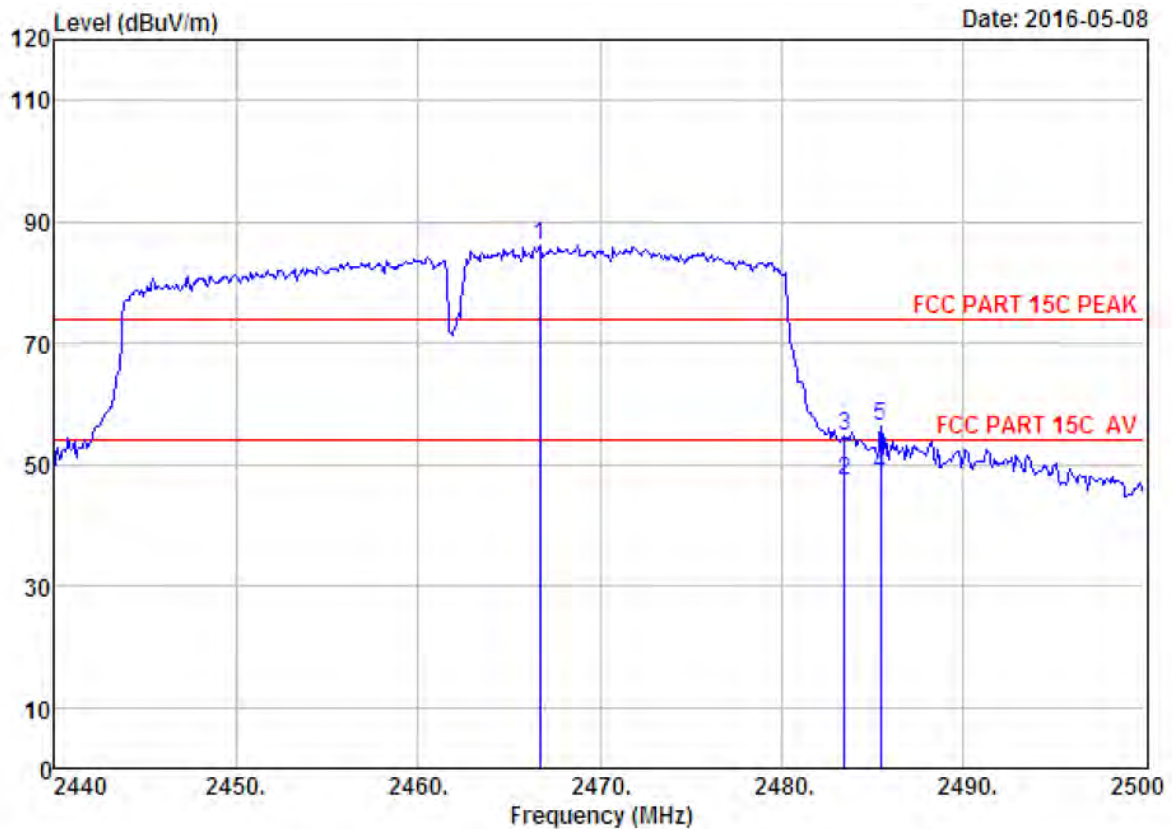
Remarks: 1. Emission Level= Antenna Factor + Cable Loss - Amp Factor + Reading.
 2. The emission levels that are 20dB below the official limit are not reported.



Site no. : 1# 966 chamber Data no. : 179
 Dis. / Ant. : 3m ANT 1-18G Ant. pol. : HORIZONTAL
 Limit : FCC PART 15C PEAK
 Env. / Ins. : Temp:23.6°;Humi:56%;Press:101.52kPa
 Engineer : Tony
 EUT : OTI Multi-media Box
 Power : DC 12V Form Adapter Input AC 120V/60Hz
 M/N : TFD-36-CA
 Test Mode : IEEE 802.11n HT40 CH9 2462TX

| | Freq. (MHz) | Ant. Factor (dB/m) | Cable Loss (dB) | Amp Factor (dB) | Reading (dBuV) | Emission Level (dBuV/m) | Limits (dBuV/m) | Margin (dB) | Remark |
|---|----------------|--------------------------|-----------------------|-----------------------|-------------------|-------------------------------|--------------------|----------------|---------|
| 1 | 2458.60 | 27.59 | 6.69 | 34.98 | 89.91 | 89.21 | 74.00 | -15.21 | Peak |
| 2 | 2483.50 | 27.58 | 6.71 | 35.11 | 48.50 | 47.68 | 54.00 | 6.32 | Average |
| 3 | 2483.50 | 27.58 | 6.71 | 35.11 | 62.37 | 61.55 | 74.00 | 12.45 | Peak |
| 4 | 2488.30 | 27.58 | 6.73 | 35.11 | 47.50 | 46.70 | 54.00 | 7.30 | Average |
| 5 | 2488.30 | 27.58 | 6.73 | 35.11 | 62.38 | 61.58 | 74.00 | 12.42 | Peak |

Remarks: 1. Emission Level= Antenna Factor + Cable Loss - Amp Factor + Reading.
 2. The emission levels that are 20dB below the official limit are not reported.



Site no. : 1# 966 chamber Data no. : 180
 Dis. / Ant. : 3m ANT 1-18G Ant. pol. : VERTICAL
 Limit : FCC PART 15C PEAK
 Env. / Ins. : Temp:23.6';Humi:56%;Press:101.52kPa
 Engineer : Tony
 EUT : OTT Multi-media Box
 Power : DC 12V Form Adapter Input AC 120V/60Hz
 M/N : IFD-36-CA
 Test Mode : IEEE 802.11n HT40 CH9 2462TX

| | Freq. (MHz) | Ant. Factor (dB/m) | Cable Loss (dB) | Amp Factor (dB) | Reading (dBUV) | Emission Level (dBUV/m) | Limits (dBUV/m) | Margin (dB) | Remark |
|---|----------------|--------------------------|-----------------------|-----------------------|-------------------|-------------------------------|--------------------|----------------|---------|
| 1 | 2466.70 | 27.58 | 6.69 | 34.98 | 86.78 | 86.07 | 74.00 | -12.07 | Peak |
| 2 | 2483.50 | 27.58 | 6.71 | 35.11 | 48.20 | 47.38 | 54.00 | 6.62 | Average |
| 3 | 2483.50 | 27.58 | 6.71 | 35.11 | 55.63 | 54.81 | 74.00 | 19.19 | Peak |
| 4 | 2485.48 | 27.58 | 6.71 | 35.11 | 49.00 | 48.18 | 54.00 | 5.82 | Average |
| 5 | 2485.48 | 27.58 | 6.71 | 35.11 | 57.10 | 56.28 | 74.00 | 17.72 | Peak |

Remarks: 1. Emission Level= Antenna Factor + Cable Loss - Amp Factor + Reading.
 2. The emission levels that are 20dB below the official limit are not reported.

6 6dB & 20dB Bandwidth Test

6.1 Limit

For direct sequence systems, the minimum 6dB bandwidth shall be at least 500kHz

6.2 Test Procedure

- 1, Connected the EUT's antenna port to spectrum analyzer device.
- 2, Follow the test procedure as described in KDB 558074
 - (1). Set resolution bandwidth (RBW) = 100 kHz.
 - (2). Set the video bandwidth (VBW) $\geq 3 \times$ RBW.
 - (3). Detector = Peak.
 - (4). Trace mode = max hold.
 - (5). Sweep = auto couple.
 - (6). Allow the trace to stabilize.
 - (7). Measure the maximum width of the emission that is constrained by the frequencies associated with the two outermost amplitude points (upper and lower) that are attenuated by 6 dB relative to the maximum level measured in the fundamental emission.

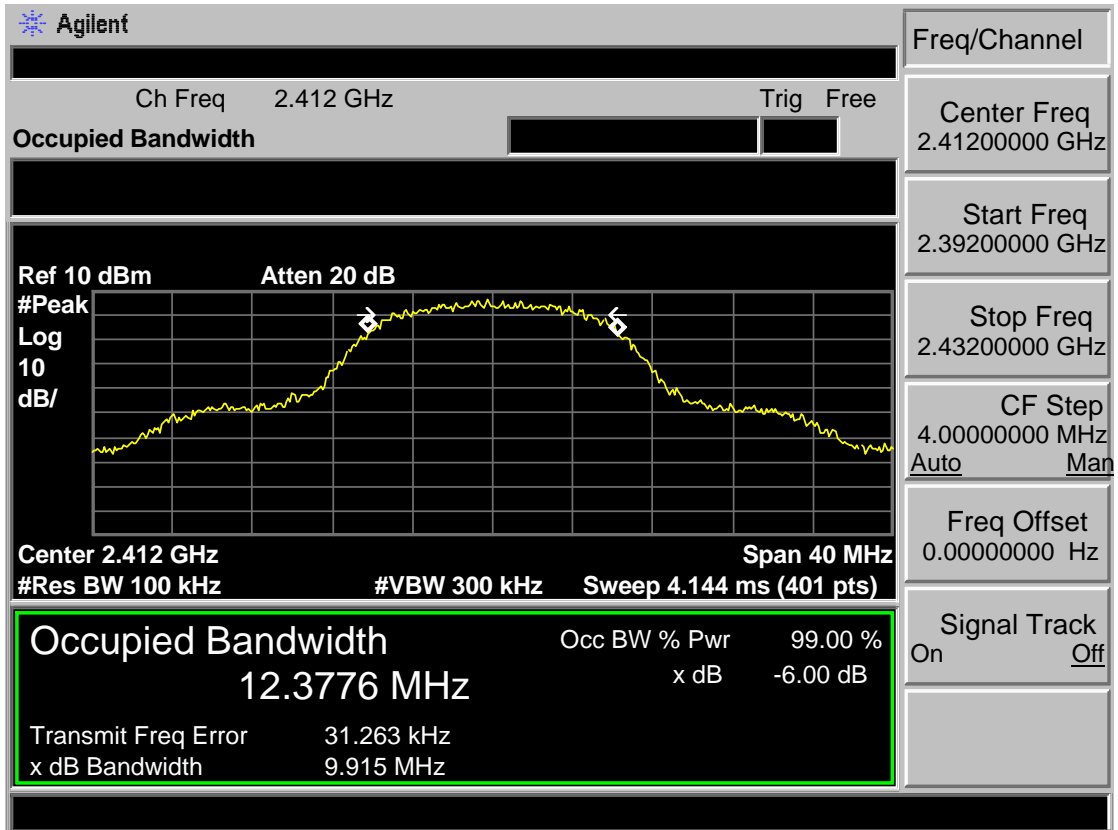
6.3 Test Result

| EUT: OTT Multi-media Box | | | |
|--------------------------|------|--------------------------|--------------------|
| M/N: TFD-36-CA | | | |
| Test date: 2016-05-07 | | Tested by: Tony.Tang | Test site: RF Site |
| Test Mode | CH | 6dB bandwidth (MHz) | Limit (KHz) |
| IEEE 802.11 b | CH1 | 9.915 | >500 |
| | CH7 | 9.571 | >500 |
| | CH13 | 9.580 | >500 |
| IEEE 802.11 g | CH1 | 16.501 | >500 |
| | CH7 | 16.518 | >500 |
| | CH13 | 16.521 | >500 |
| IEEE 802.11 n HT 20 | CH1 | 17.717 | >500 |
| | CH7 | 17.679 | >500 |
| | CH13 | 17.678 | >500 |
| IEEE 802.11 n HT 40 | CH1 | 36.014 | >500 |
| | CH5 | 35.989 | >500 |
| | CH9 | 35.984 | >500 |
| Conclusion : PASS | | | |

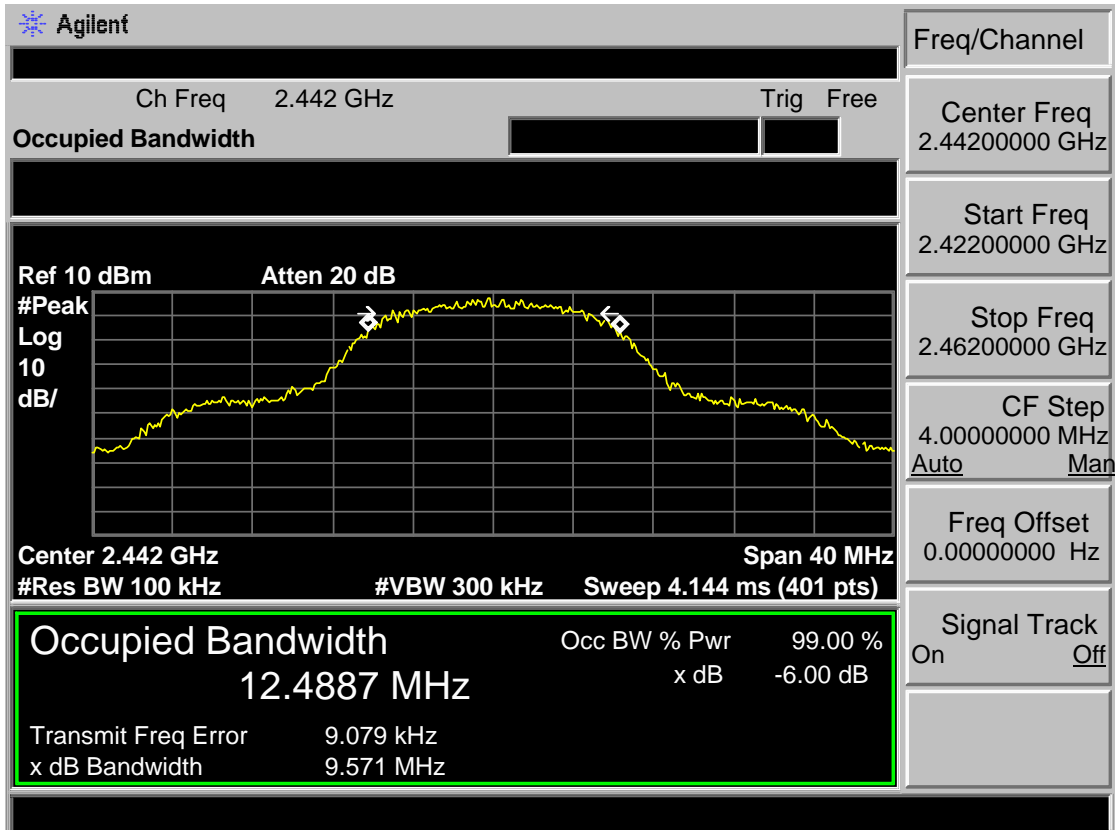
| EUT: OTT Multi-media Box | | | |
|--------------------------|------|---------------------------|--------------------|
| M/N: TFD-36-CA | | | |
| Test date: 2016-05-07 | | Tested by: Tony.Tang | Test site: RF Site |
| Test Mode | CH | 20dB bandwidth (MHz) | Limit (KHz) |
| IEEE 802.11 b | CH1 | 14.513 | / |
| | CH7 | 14.621 | / |
| | CH13 | 14.685 | / |
| IEEE 802.11 g | CH1 | 18.371 | / |
| | CH7 | 18.344 | / |
| | CH13 | 18.354 | / |
| IEEE 802.11 n HT 20 | CH1 | 19.184 | / |
| | CH7 | 19.184 | / |
| | CH13 | 19.203 | / |
| IEEE 802.11 n HT 40 | CH1 | 39.584 | / |
| | CH5 | 39.448 | / |
| | CH9 | 39.661 | / |
| Conclusion : PASS | | | |

6.4 6dB Test Data

Test Mode: IEEE 802.11b 2412MHz



Test Mode: IEEE 802.11b 2442MHz



Test Mode: IEEE 802.11b 2472MHz

Agilent

Ch Freq 2.472 GHz Trig Free

Occupied Bandwidth

Ref 10 dBm Atten 20 dB

#Peak Log 10 dB/

Center 2.472 GHz Span 40 MHz

#Res BW 100 kHz #VBW 300 kHz Sweep 4.144 ms (401 pts)

Occupied Bandwidth Occ BW % Pwr 99.00 %

12.5990 MHz x dB -6.00 dB

Transmit Freq Error -79.585 kHz

x dB Bandwidth 9.580 MHz

Freq/Channel

Center Freq 2.47200000 GHz

Start Freq 2.45200000 GHz

Stop Freq 2.49200000 GHz

CF Step 4.00000000 MHz
Auto Man

Freq Offset 0.00000000 Hz

Signal Track On Off

Test Mode: IEEE 802.11g 2412MHz

Agilent

Freq/Channel
 Center Freq 2.41200000 GHz
 Start Freq 2.39200000 GHz
 Stop Freq 2.43200000 GHz
 CF Step 4.00000000 MHz
 Auto Man
 Freq Offset 0.00000000 Hz
 Signal Track On Off

Ch Freq 2.412 GHz Trig Free

Occupied Bandwidth

Ref 10 dBm Atten 20 dB

#Peak Log 10 dB/

Center 2.412 GHz Span 40 MHz

#Res BW 100 kHz #VBW 300 kHz Sweep 4.144 ms (401 pts)

Occupied Bandwidth Occ BW % Pwr 99.00 %

16.3902 MHz x dB -6.00 dB

Transmit Freq Error 5.559 kHz

x dB Bandwidth 16.501 MHz

Test Mode: IEEE 802.11g 2442MHz

Agilent

Freq/Channel
 Center Freq 2.44200000 GHz
 Start Freq 2.42200000 GHz
 Stop Freq 2.46200000 GHz
 CF Step 4.00000000 MHz
 Auto Man
 Freq Offset 0.00000000 Hz
 Signal Track On Off

Ch Freq 2.442 GHz Trig Free

Occupied Bandwidth

Ref 10 dBm Atten 20 dB

#Peak Log 10 dB/

Center 2.442 GHz Span 40 MHz

#Res BW 100 kHz #VBW 300 kHz Sweep 4.144 ms (401 pts)

Occupied Bandwidth Occ BW % Pwr 99.00 %

16.4091 MHz x dB -6.00 dB

Transmit Freq Error 2.292 kHz

x dB Bandwidth 16.518 MHz

Test Mode: IEEE 802.11g 2472MHz

Agilent

Ch Freq 2.472 GHz Trig Free

Occupied Bandwidth

Ref 10 dBm Atten 20 dB

#Peak
Log
10
dB/

Center 2.472 GHz Span 40 MHz
#Res BW 100 kHz #VBW 300 kHz Sweep 4.144 ms (401 pts)

Occupied Bandwidth Occ BW % Pwr 99.00 %
16.4183 MHz x dB -6.00 dB

Transmit Freq Error -15.079 kHz
x dB Bandwidth 16.521 MHz

Freq/Channel

Center Freq 2.47200000 GHz

Start Freq 2.45200000 GHz

Stop Freq 2.49200000 GHz

CF Step 4.00000000 MHz
Auto Man

Freq Offset 0.00000000 Hz

Signal Track
On Off

Test Mode: IEEE 802.11n HT20 2412MHz

Agilent

Freq/Channel
 Center Freq 2.41200000 GHz
 Start Freq 2.39200000 GHz
 Stop Freq 2.43200000 GHz
 CF Step 4.00000000 MHz
 Auto Man
 Freq Offset 0.00000000 Hz
 Signal Track On Off

Ch Freq 2.412 GHz Trig Free

Occupied Bandwidth

Ref 10 dBm Atten 20 dB

Center 2.412 GHz Span 40 MHz
 #Res BW 100 kHz #VBW 300 kHz Sweep 4.144 ms (401 pts)

Occupied Bandwidth Occ BW % Pwr 99.00 %
17.5839 MHz x dB -6.00 dB

Transmit Freq Error 15.623 kHz
 x dB Bandwidth 17.717 MHz

Test Mode: IEEE 802.11n HT20 2442MHz

Agilent

Freq/Channel
 Center Freq 2.44200000 GHz
 Start Freq 2.42200000 GHz
 Stop Freq 2.46200000 GHz
 CF Step 4.00000000 MHz
 Auto Man
 Freq Offset 0.00000000 Hz
 Signal Track On Off

Ch Freq 2.442 GHz Trig Free

Occupied Bandwidth

Ref 10 dBm Atten 20 dB

Center 2.442 GHz Span 40 MHz
 #Res BW 100 kHz #VBW 300 kHz Sweep 4.144 ms (401 pts)

Occupied Bandwidth Occ BW % Pwr 99.00 %
17.5738 MHz x dB -6.00 dB

Transmit Freq Error 8.961 kHz
 x dB Bandwidth 17.679 MHz

Test Mode: IEEE 802.11n HT20 2472MHz

Agilent

Ch Freq 2.472 GHz Trig Free

Occupied Bandwidth

Ref 10 dBm Atten 20 dB

#Peak Log 10 dB/

Center 2.472 GHz Span 40 MHz

#Res BW 100 kHz #VBW 300 kHz Sweep 4.144 ms (401 pts)

| | | | |
|---------------------------|-------------|--------------|----------|
| Occupied Bandwidth | | Occ BW % Pwr | 99.00 % |
| 17.5896 MHz | | x dB | -6.00 dB |
| Transmit Freq Error | -15.517 kHz | | |
| x dB Bandwidth | 17.678 MHz | | |

Freq/Channel

Center Freq
2.47200000 GHz

Start Freq
2.45200000 GHz

Stop Freq
2.49200000 GHz

CF Step
4.00000000 MHz
Auto Man

Freq Offset
0.00000000 Hz

Signal Track
On Off

Test Mode: IEEE 802.11n HT40 2422MHz

Agilent

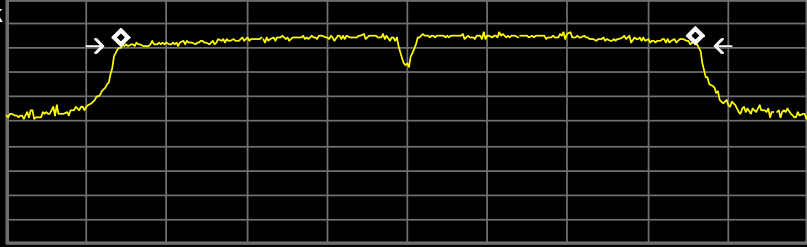
Freq/Channel

Ch Freq 2.422 GHz
Trig Free

Occupied Bandwidth

Ref 10 dBm
 #Peak
 Log
 10
 dB/

Atten 20 dB



Center 2.422 GHz
 #Res BW 100 kHz

#VBW 300 kHz

Sweep 5.18 ms (401 pts)

Span 50 MHz

| | | |
|---------------------------|--------------|----------|
| Occupied Bandwidth | Occ BW % Pwr | 99.00 % |
| 35.7916 MHz | x dB | -6.00 dB |
| Transmit Freq Error | 69.234 kHz | |
| x dB Bandwidth | 36.014 MHz | |

Center Freq
 2.42200000 GHz

Start Freq
 2.39700000 GHz

Stop Freq
 2.44700000 GHz

CF Step
 5.00000000 MHz
 Auto Man

Freq Offset
 0.00000000 Hz

Signal Track
 On Off

Test Mode: IEEE 802.11n HT40 2442MHz

Agilent

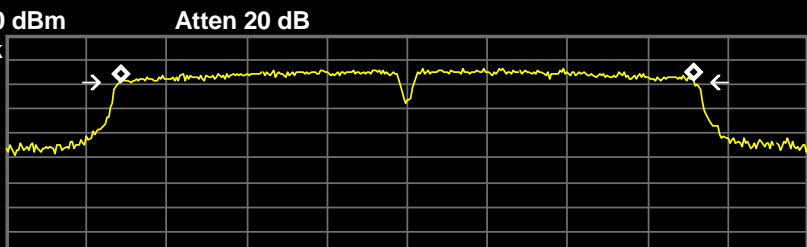
Freq/Channel

Ch Freq 2.442 GHz
Trig Free

Occupied Bandwidth

Ref 10 dBm
 #Peak
 Log
 10
 dB/

Atten 20 dB



Center 2.442 GHz
 #Res BW 100 kHz

#VBW 300 kHz

Sweep 5.18 ms (401 pts)

Span 50 MHz

| | | |
|---------------------------|--------------|----------|
| Occupied Bandwidth | Occ BW % Pwr | 99.00 % |
| 35.7508 MHz | x dB | -6.00 dB |
| Transmit Freq Error | -15.796 kHz | |
| x dB Bandwidth | 35.989 MHz | |

Center Freq
 2.44200000 GHz

Start Freq
 2.41700000 GHz

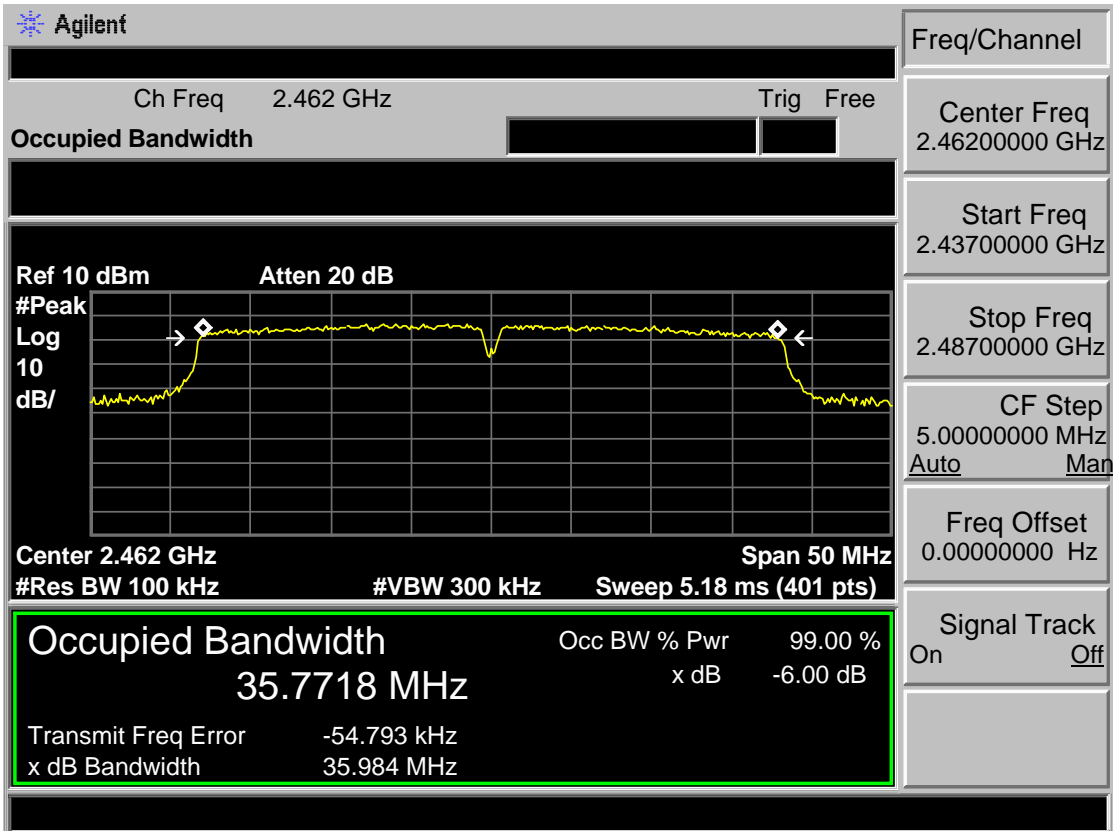
Stop Freq
 2.46700000 GHz

CF Step
 5.00000000 MHz
 Auto Man

Freq Offset
 0.00000000 Hz

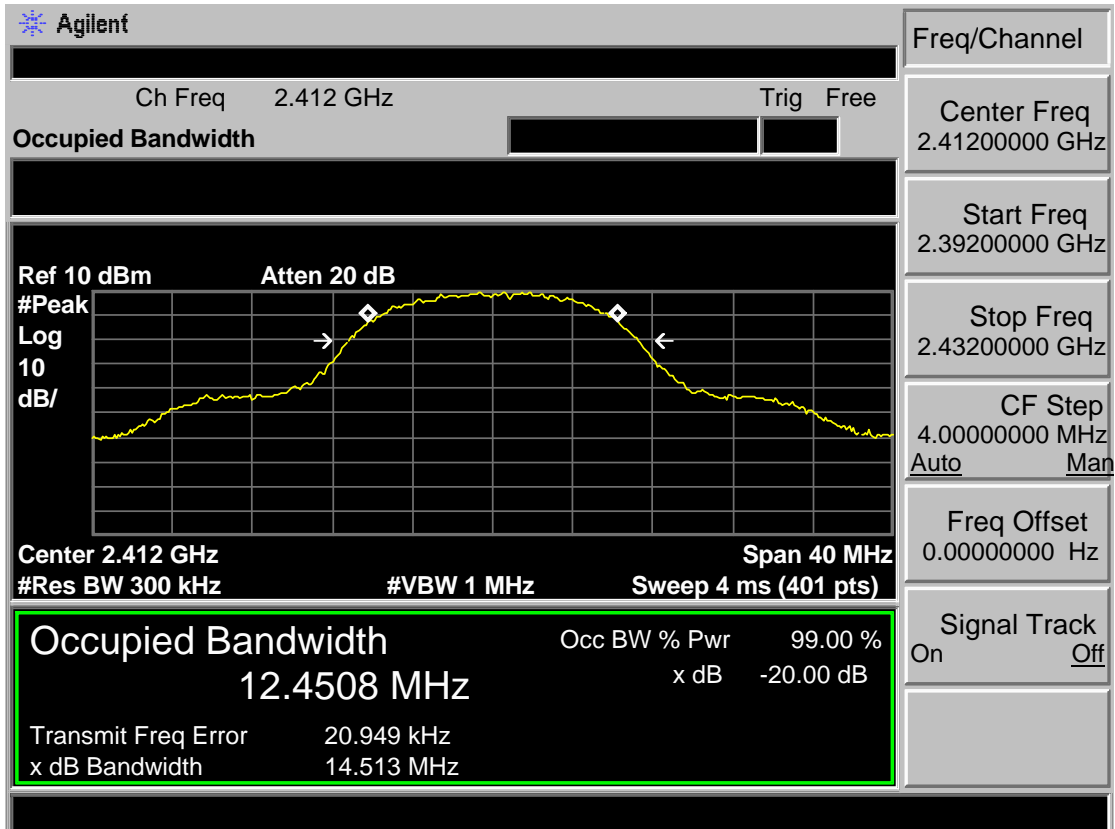
Signal Track
 On Off

Test Mode: IEEE 802.11n HT40 2462MHz

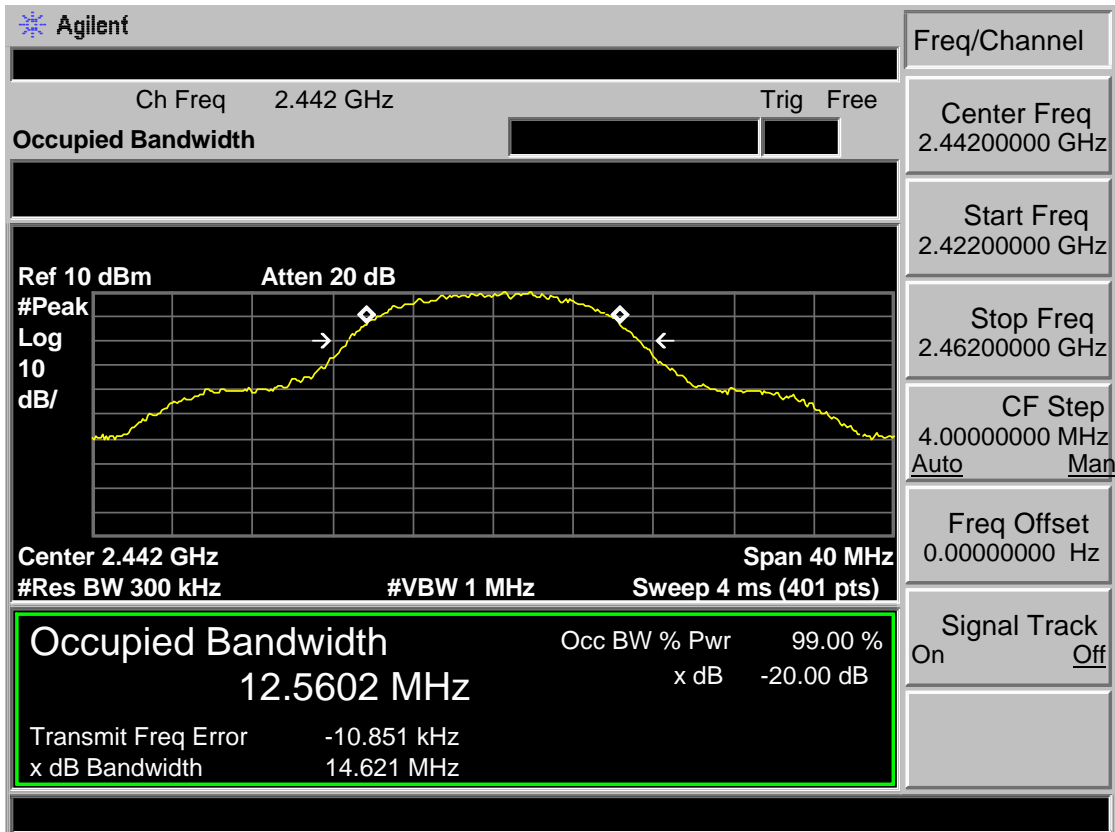


6.5 20dB Test Data

Test Mode: IEEE 802.11b 2412MHz



Test Mode: IEEE 802.11b 2442MHz



Test Mode: IEEE 802.11b 2472MHz

Agilent

Ch Freq 2.472 GHz Trig Free

Occupied Bandwidth

Center 2.472 GHz Span 40 MHz

#Res BW 300 kHz #VBW 1 MHz Sweep 4 ms (401 pts)

Occupied Bandwidth Occ BW % Pwr 99.00 %

12.5988 MHz x dB -20.00 dB

Transmit Freq Error -84.381 kHz

x dB Bandwidth 14.685 MHz

Freq/Channel

Center Freq 2.47200000 GHz

Start Freq 2.45200000 GHz

Stop Freq 2.49200000 GHz

CF Step 4.00000000 MHz
Auto Man

Freq Offset 0.00000000 Hz

Signal Track On Off

Test Mode: IEEE 802.11g 2412MHz

Agilent

Freq/Channel

Ch Freq 2.412 GHz
Trig Free

Occupied Bandwidth

Ref 10 dBm Atten 20 dB

Center 2.412 GHz
Span 40 MHz

#Res BW 300 kHz
#VBW 1 MHz
Sweep 4 ms (401 pts)

Occupied Bandwidth Occ BW % Pwr 99.00 %

16.6232 MHz

x dB -20.00 dB

Transmit Freq Error 25.378 kHz

x dB Bandwidth 18.371 MHz

Center Freq 2.41200000 GHz

Start Freq 2.39200000 GHz

Stop Freq 2.43200000 GHz

CF Step 4.00000000 MHz
 Auto Man

Freq Offset 0.00000000 Hz

Signal Track On Off

Test Mode: IEEE 802.11g 2442MHz

Agilent

Freq/Channel

Ch Freq 2.442 GHz
Trig Free

Occupied Bandwidth

Ref 10 dBm Atten 20 dB

Center 2.442 GHz
Span 40 MHz

#Res BW 300 kHz
#VBW 1 MHz
Sweep 4 ms (401 pts)

Occupied Bandwidth Occ BW % Pwr 99.00 %

16.5996 MHz

x dB -20.00 dB

Transmit Freq Error 22.448 kHz

x dB Bandwidth 18.344 MHz

Center Freq 2.44200000 GHz

Start Freq 2.42200000 GHz

Stop Freq 2.46200000 GHz

CF Step 4.00000000 MHz
 Auto Man

Freq Offset 0.00000000 Hz

Signal Track On Off

Test Mode: IEEE 802.11g 2472MHz

Agilent

Ch Freq 2.472 GHz Trig Free

Occupied Bandwidth

Ref 10 dBm Atten 20 dB

#Peak Log 10 dB/

Center 2.472 GHz Span 40 MHz

#Res BW 300 kHz #VBW 1 MHz Sweep 4 ms (401 pts)

Occupied Bandwidth Occ BW % Pwr 99.00 %

16.5982 MHz x dB -20.00 dB

Transmit Freq Error -25.499 kHz

x dB Bandwidth 18.354 MHz

Freq/Channel

Center Freq 2.47200000 GHz

Start Freq 2.45200000 GHz

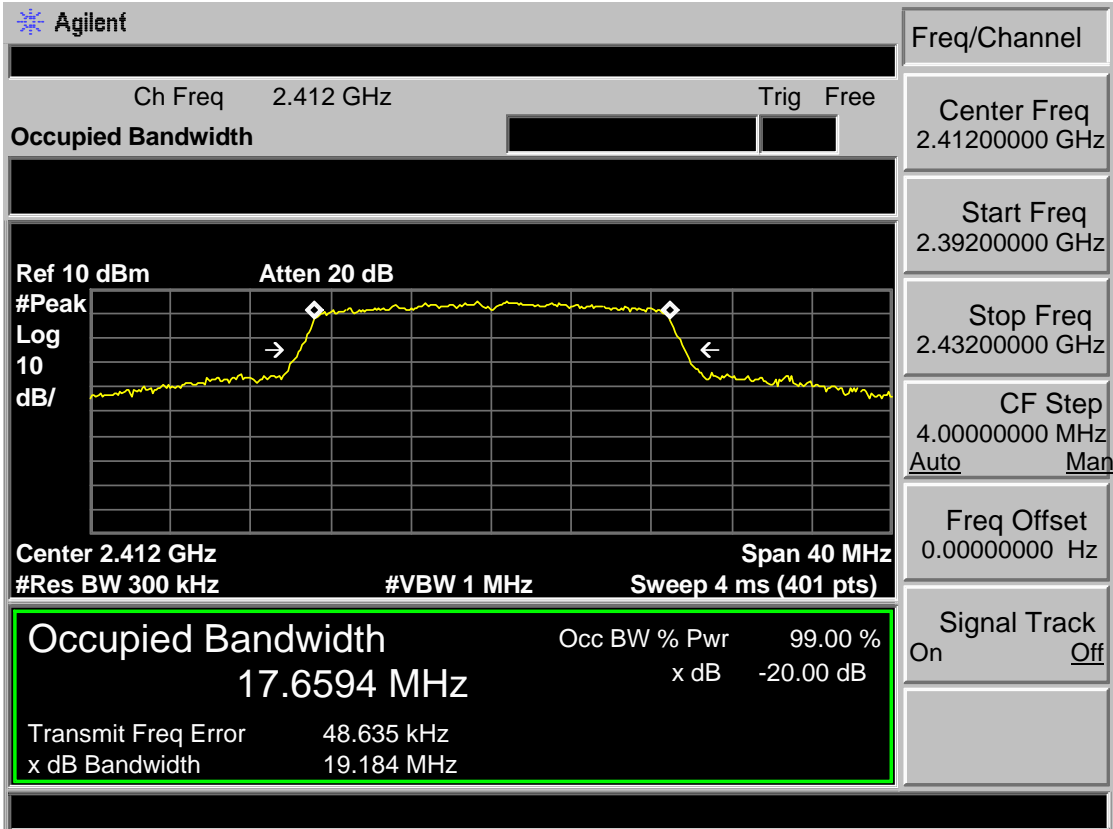
Stop Freq 2.49200000 GHz

CF Step 4.00000000 MHz
Auto Man

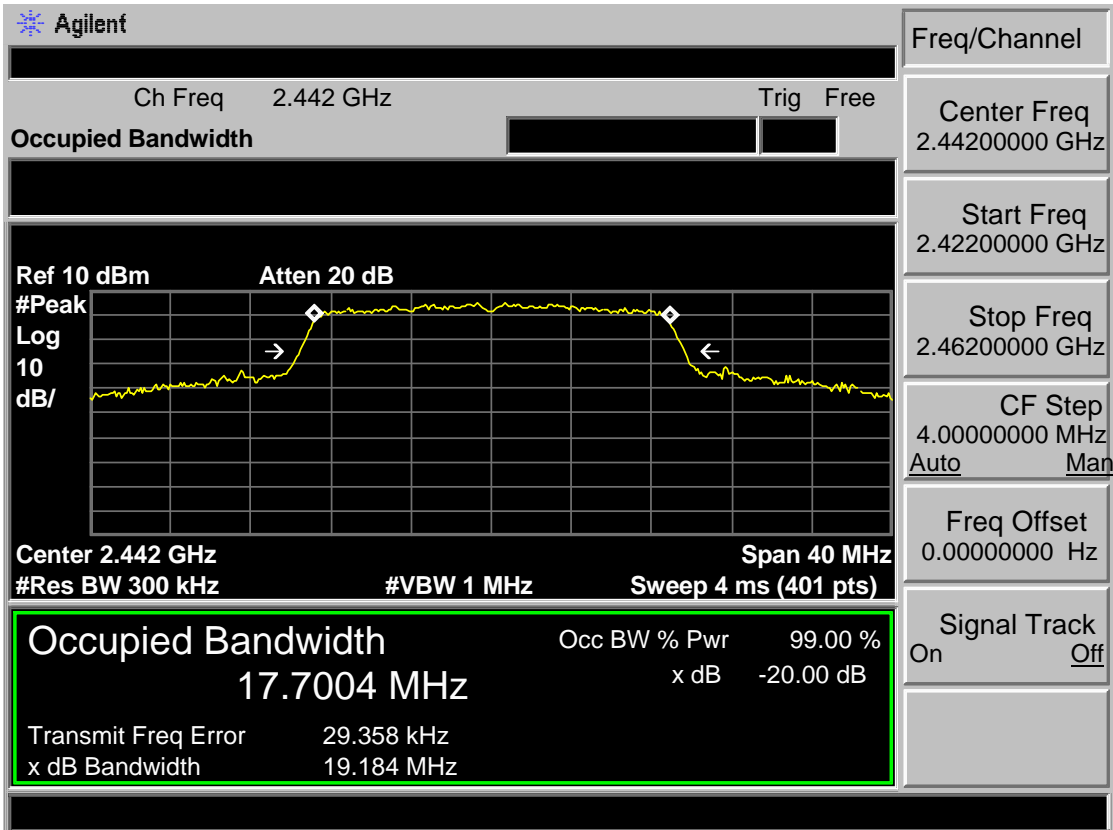
Freq Offset 0.00000000 Hz

Signal Track On Off

Test Mode: IEEE 802.11n HT20 2412MHz



Test Mode: IEEE 802.11n HT20 2442MHz



Test Mode: IEEE 802.11n HT20 2472MHz

Agilent

Ch Freq 2.472 GHz Trig Free

Occupied Bandwidth

Center 2.472 GHz Span 40 MHz
#Res BW 300 kHz #VBW 1 MHz Sweep 4 ms (401 pts)

Freq/Channel

Center Freq 2.47200000 GHz

Start Freq 2.45200000 GHz

Stop Freq 2.49200000 GHz

CF Step 4.00000000 MHz
Auto Man

Freq Offset 0.00000000 Hz

Signal Track On Off

Occupied Bandwidth Occ BW % Pwr 99.00 %

17.6604 MHz

x dB -20.00 dB

Transmit Freq Error 3.711 kHz

x dB Bandwidth 19.203 MHz

Test Mode: IEEE 802.11n HT40 2422MHz

Agilent
Freq/Channel

Ch Freq 2.422 GHz
Trig Free

Occupied Bandwidth

Ref 10 dBm Atten 20 dB

#Peak
Log
10
dB/

Center 2.422 GHz Span 80 MHz

#Res BW 1 MHz #VBW 3 MHz Sweep 4 ms (401 pts)

Occupied Bandwidth Occ BW % Pwr 99.00 %

36.1261 MHz

x dB -20.00 dB

Transmit Freq Error 194.396 kHz

x dB Bandwidth 39.584 MHz

Center Freq 2.42200000 GHz
Stop Freq 2.46200000 GHz

Start Freq 2.38200000 GHz
CF Step 8.00000000 MHz

Freq Offset 0.00000000 Hz
Signal Track On Off

Test Mode: IEEE 802.11n HT40 2442MHz

Agilent
Freq/Channel

Ch Freq 2.442 GHz
Trig Free

Occupied Bandwidth

Ref 10 dBm Atten 20 dB

#Peak
Log
10
dB/

Center 2.442 GHz Span 80 MHz

#Res BW 1 MHz #VBW 3 MHz Sweep 4 ms (401 pts)

Occupied Bandwidth Occ BW % Pwr 99.00 %

36.1364 MHz

x dB -20.00 dB

Transmit Freq Error 114.108 kHz

x dB Bandwidth 39.448 MHz

Center Freq 2.44200000 GHz
Stop Freq 2.48200000 GHz

Start Freq 2.40200000 GHz
CF Step 8.00000000 MHz

Freq Offset 0.00000000 Hz
Signal Track On Off

Test Mode: IEEE 802.11n HT40 2462MHz

Agilent

Ch Freq 2.462 GHz Trig Free

Occupied Bandwidth

Ref 10 dBm Atten 20 dB

#Peak
Log
10
dB/

Center 2.462 GHz Span 80 MHz
#Res BW 1 MHz #VBW 3 MHz Sweep 4 ms (401 pts)

Occupied Bandwidth Occ BW % Pwr 99.00 %
36.2156 MHz x dB -20.00 dB

Transmit Freq Error -15.628 kHz
 x dB Bandwidth 39.661 MHz

Freq/Channel

Center Freq 2.46200000 GHz

Start Freq 2.42200000 GHz

Stop Freq 2.50200000 GHz

CF Step 8.00000000 MHz
Auto Man

Freq Offset 0.00000000 Hz

Signal Track On Off

7 OUTPUT POWER TEST

7.1 Limit

For systems using digital modulation in the 2400—2483.5MHz, The Peak out put Power shall not exceed 1W(30dBm)

7.2 Test Procedure

7.3 Test Procedure

- 1, Connected the EUT's antenna port to spectrum analyzer device.
- 2, Follow the test procedure as described in KDB 558074
 - (1)Set span to at least 1.5 times the OBW.
 - (2)Set RBW = 1-5% of the OBW, not to exceed 1 MHz.
 - (3)Set VBW $\geq 3 \times$ RBW.
 - (4)Number of points in sweep $\geq 2 \times$ span / RBW. (This gives bin-to-bin spacing \leq RBW/2, so that narrowband signals are not lost between frequency bins.)
 - (4)Sweep time = auto.
 - (5)Detector = RMS (i.e., power averaging), if available. Otherwise, use sample detector mode.
 - (6)If transmit duty cycle $< 98 \%$, use a sweep trigger with the level set to enable triggering only on full power pulses. The transmitter shall operate at maximum power control level for the entire duration of every sweep. If the EUT transmits continuously (i.e., with no off intervals) or at duty cycle $\geq 98 \%$, and if each transmission is entirely at the maximum power control level, then the trigger shall be set to "free run".
 - (7)Trace average at least 100 traces in power averaging (i.e., RMS) mode.
 - (8)Compute power by integrating the spectrum across the OBW of the signal using the instrument's band power measurement function, with band limits set equal to the OBW band edges. If the instrument does not have a band power function, sum the spectrum levels (in power units) at intervals equal to the RBW extending across the entire OBW of the spectrum.

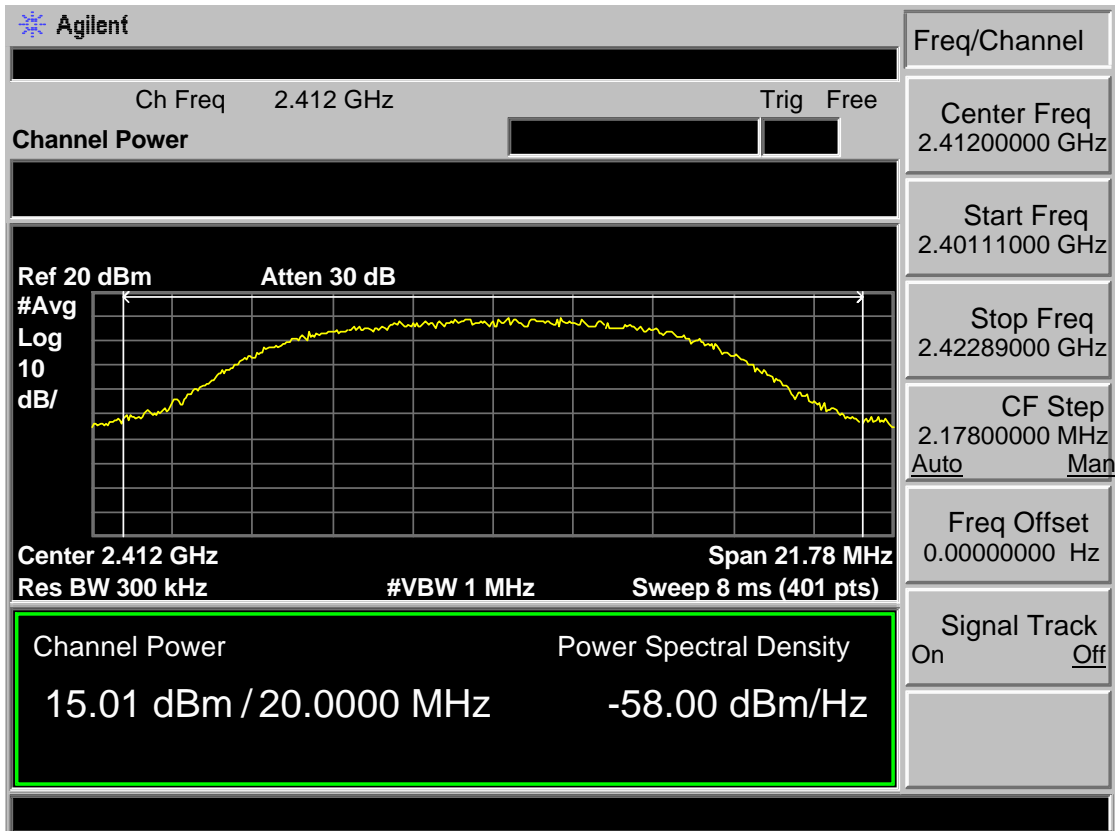
Note: The cable loss and attenuator loss were offset into measure device as an amplitude offset.

7.4 Test Result

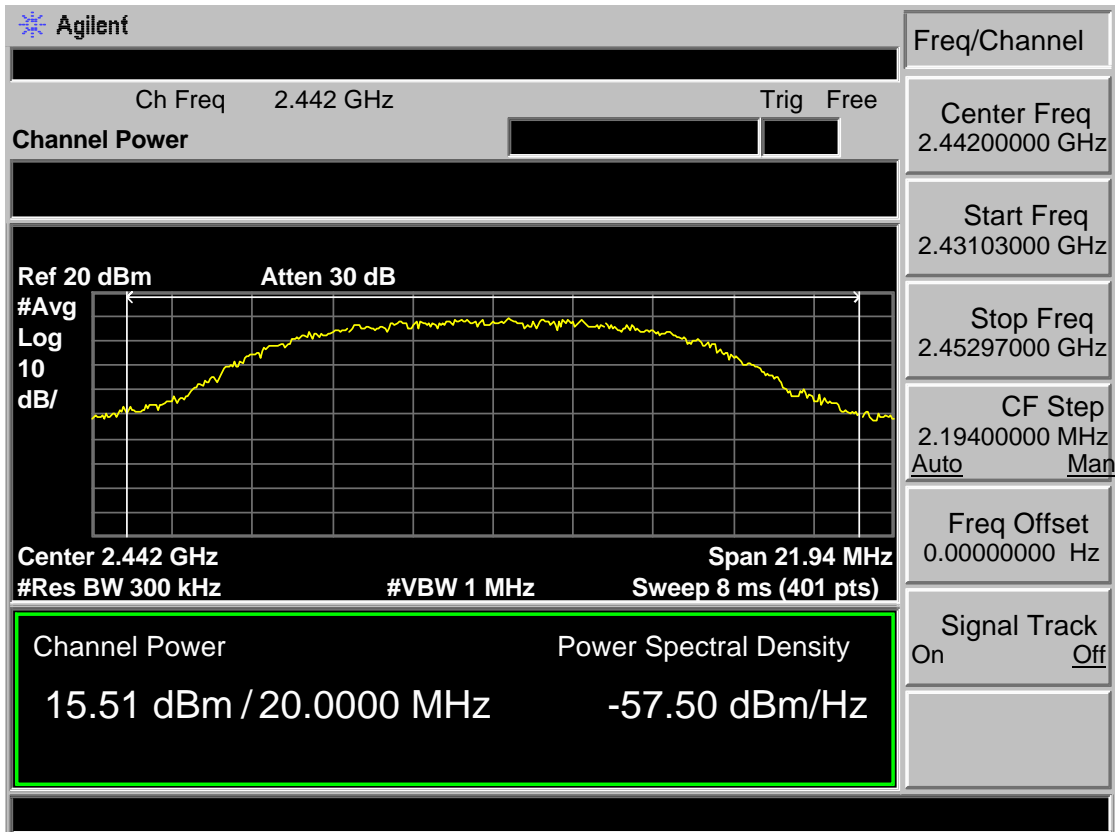
| EUT: OTT Multi-media Box | | | |
|--------------------------|------|-----------------------|--------------------|
| M/N: TFD-36-CA | | | |
| Test date: 2016-05-07 | | Tested by: Tony.Tang | Test site: RF Site |
| Pass | | | |
| Test Mode | CH | Conducted Power (dBm) | Limit (dBm) |
| IEEE 802.11 b | CH1 | 15.01 | 30 |
| | CH7 | 15.51 | 30 |
| | CH13 | 15.46 | 30 |
| IEEE 802.11 g | CH1 | 13.08 | 30 |
| | CH7 | 13.21 | 30 |
| | CH13 | 13.49 | 30 |
| IEEE 802.11 n HT 20 | CH1 | 13.27 | 30 |
| | CH7 | 12.81 | 30 |
| | CH13 | 13.35 | 30 |
| IEEE 802.11 n HT 40 | CH1 | 11.37 | 30 |
| | CH5 | 11.69 | 30 |
| | CH9 | 11.76 | 30 |
| Conclusion : PASS | | | |

7.5 Test Data

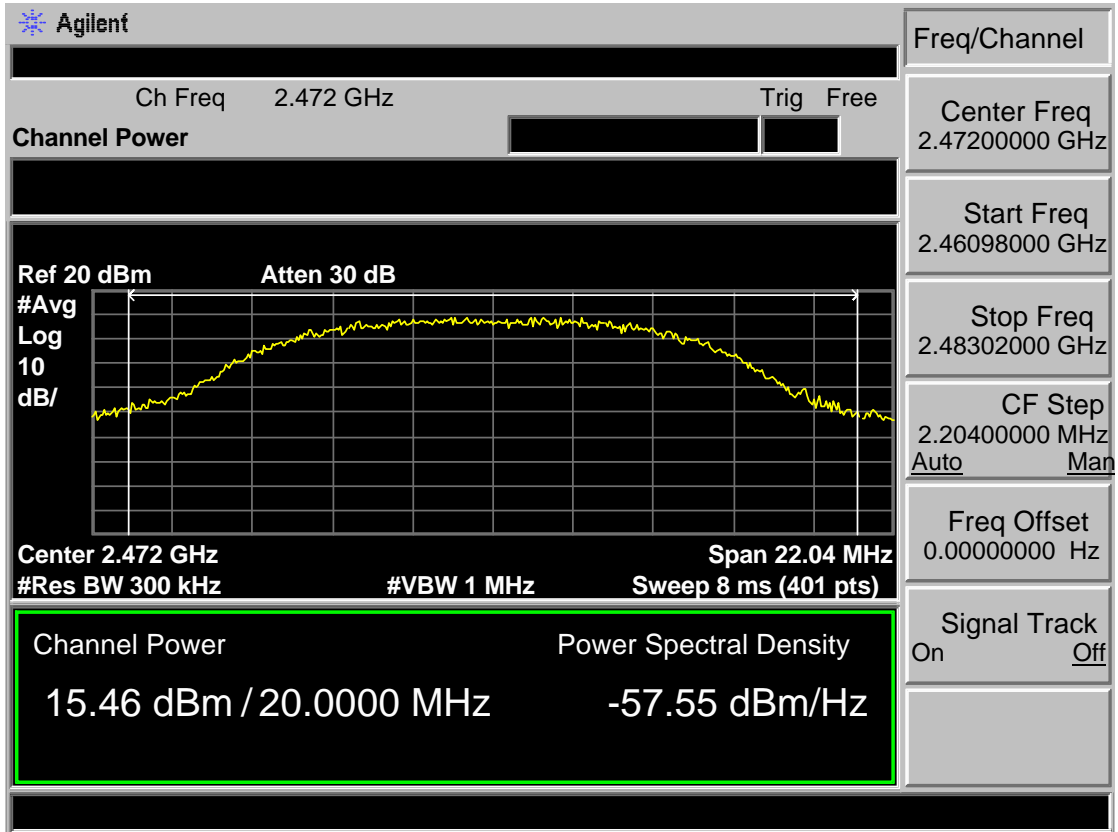
Test Mode: IEEE 802.11 b 2412MHz



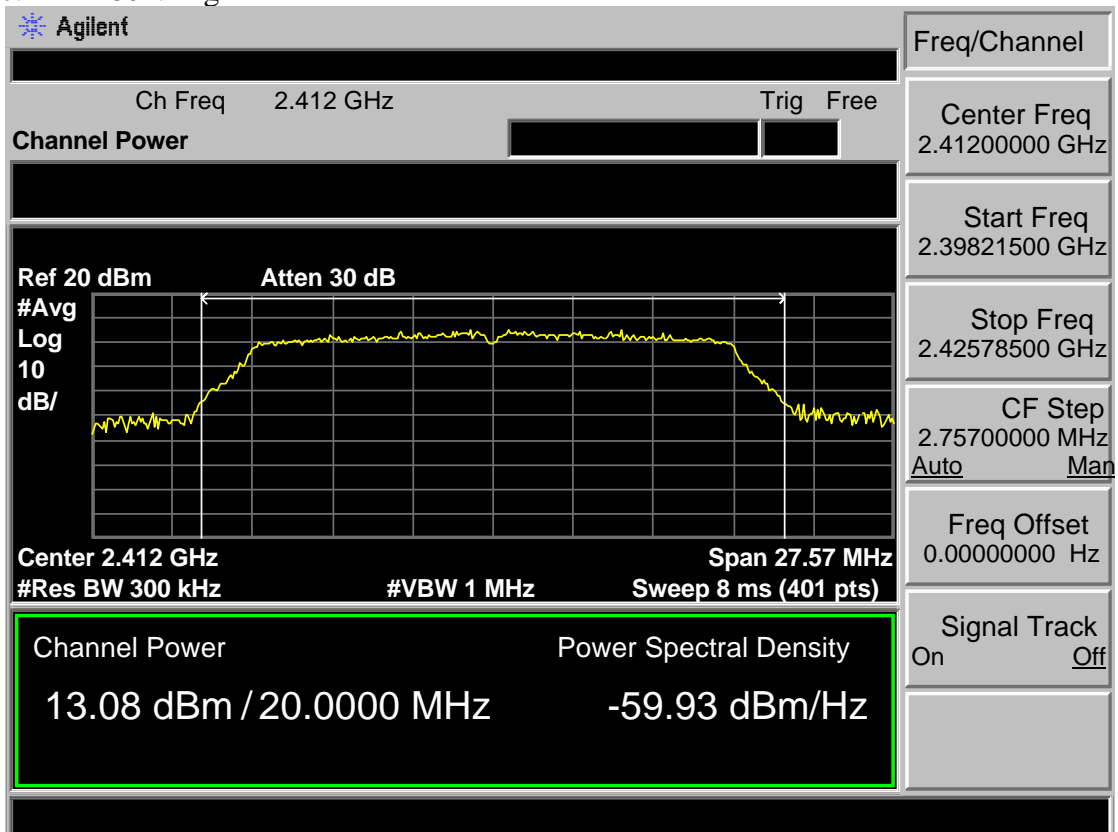
Test Mode: IEEE 802.11 b 2442MHz



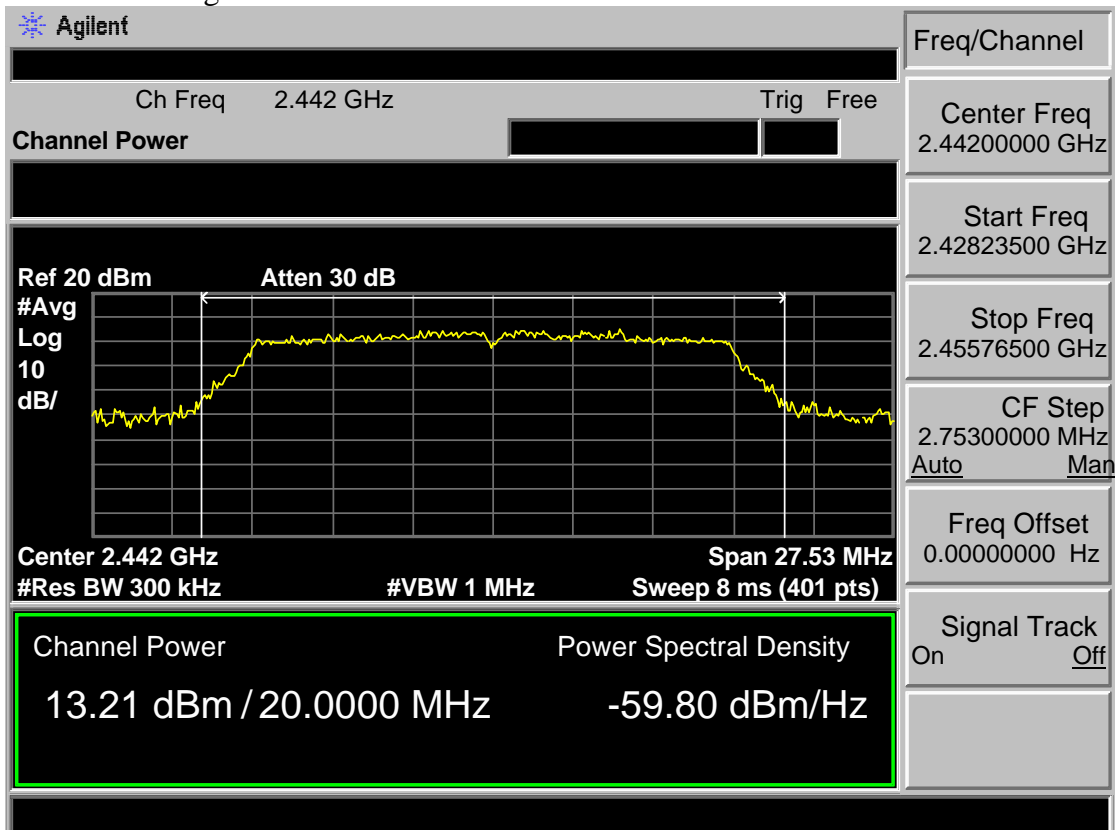
Test Mode: IEEE 802.11 b 2472MHz



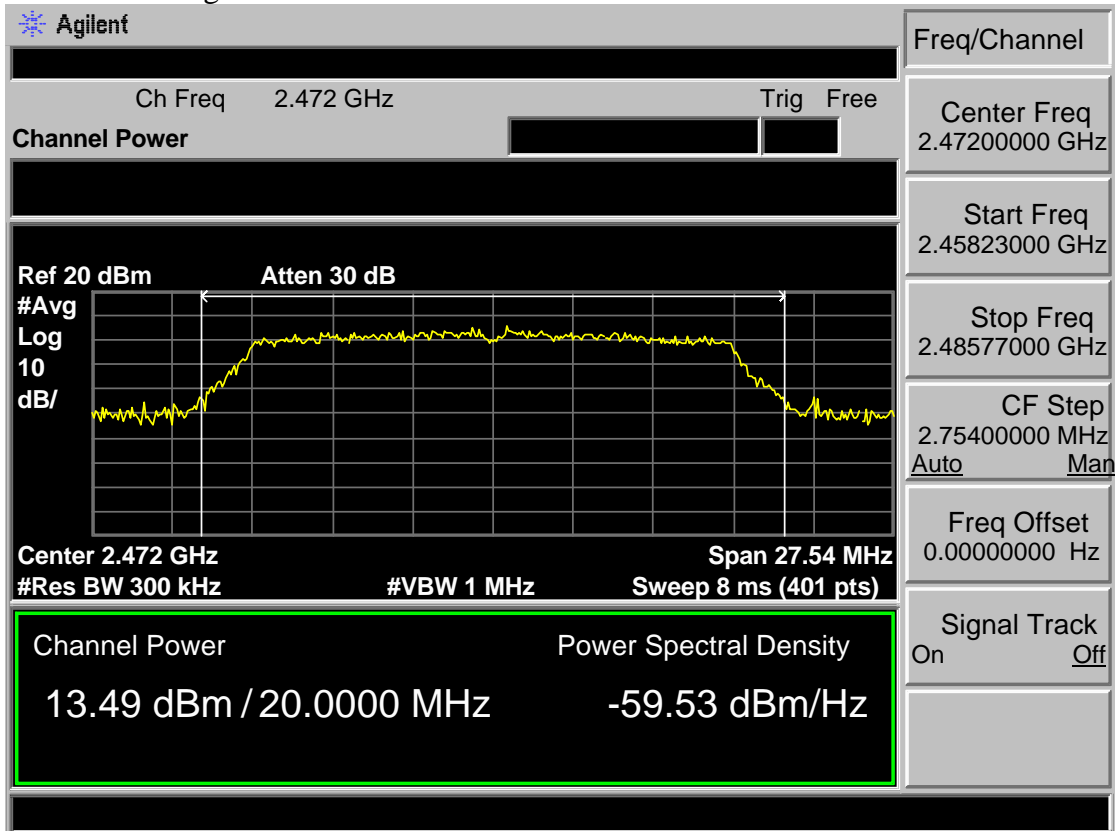
Test Mode: IEEE 802.11 g 2412MHz



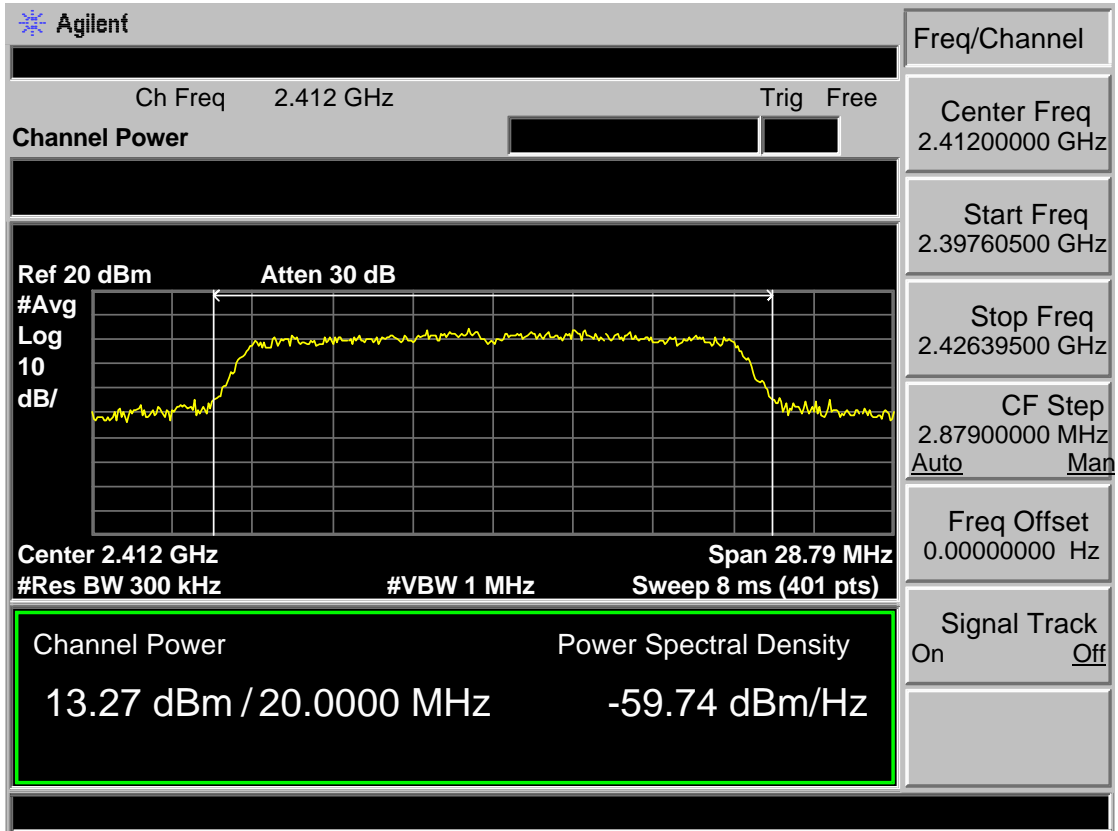
Test Mode: IEEE 802.11 g 2442MHz



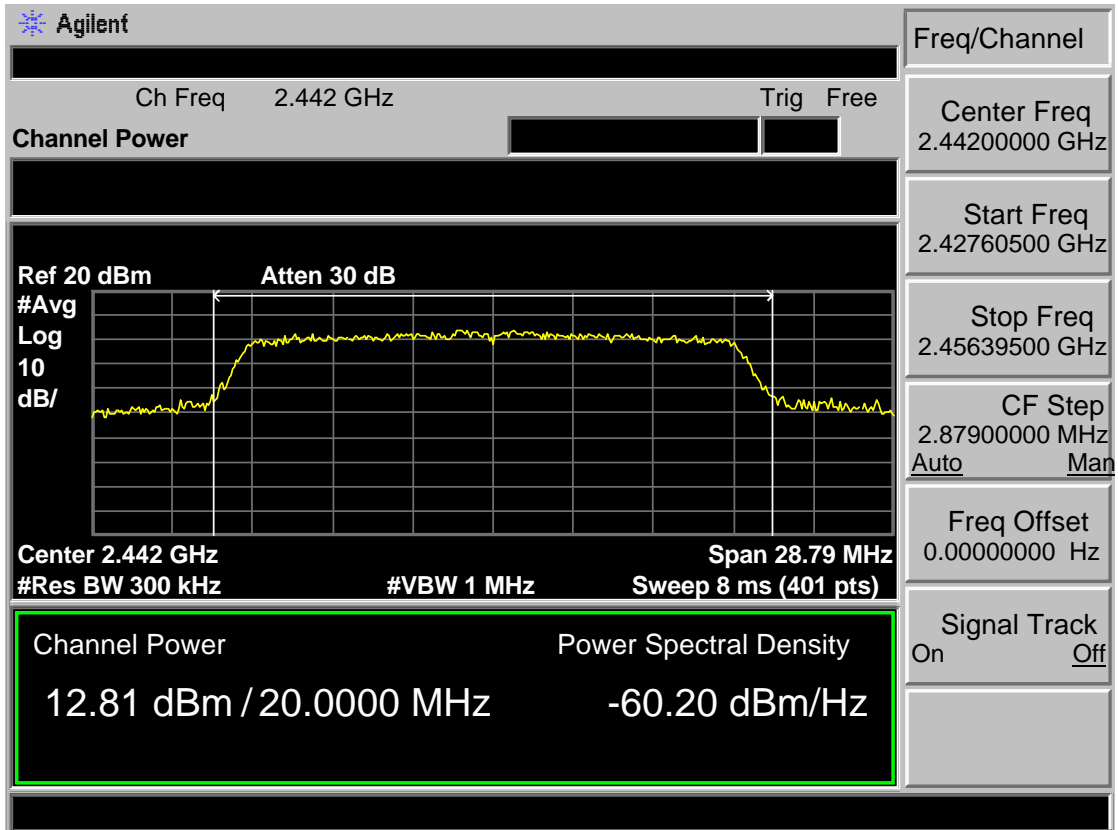
Test Mode: IEEE 802.11 g 2472MHz



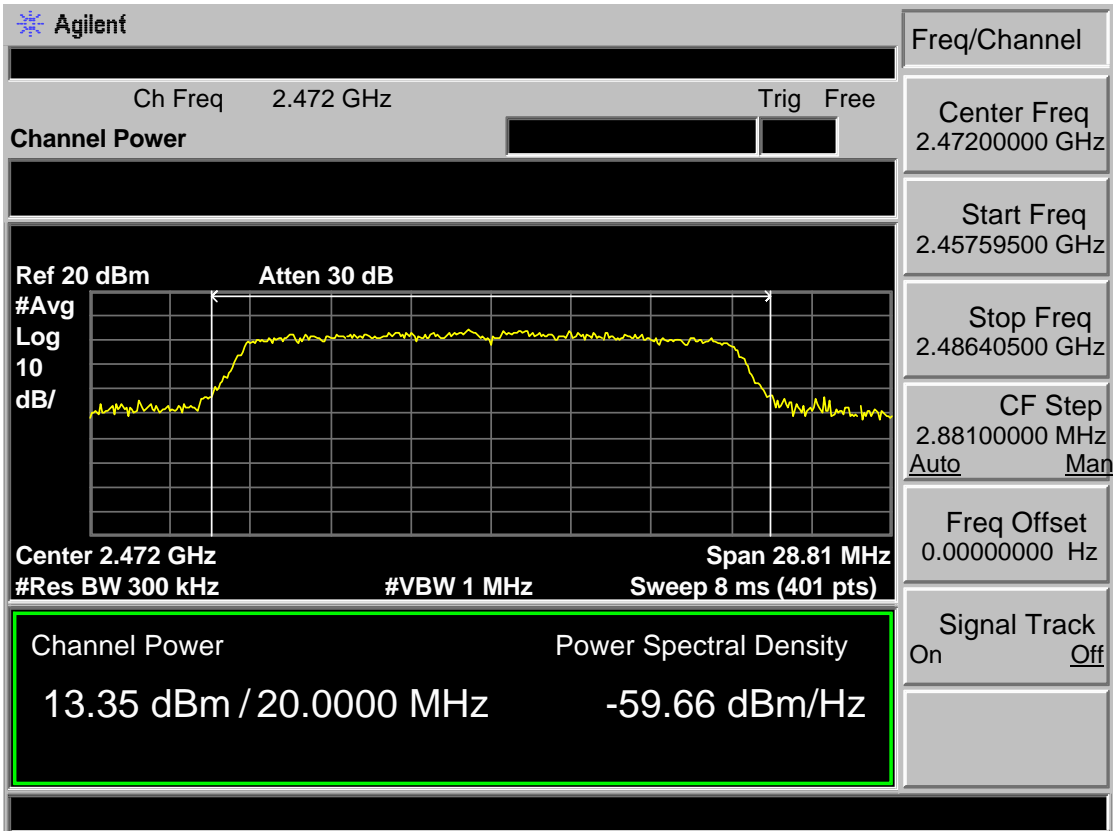
Test Mode: IEEE 802.11n HT20 2412MHz



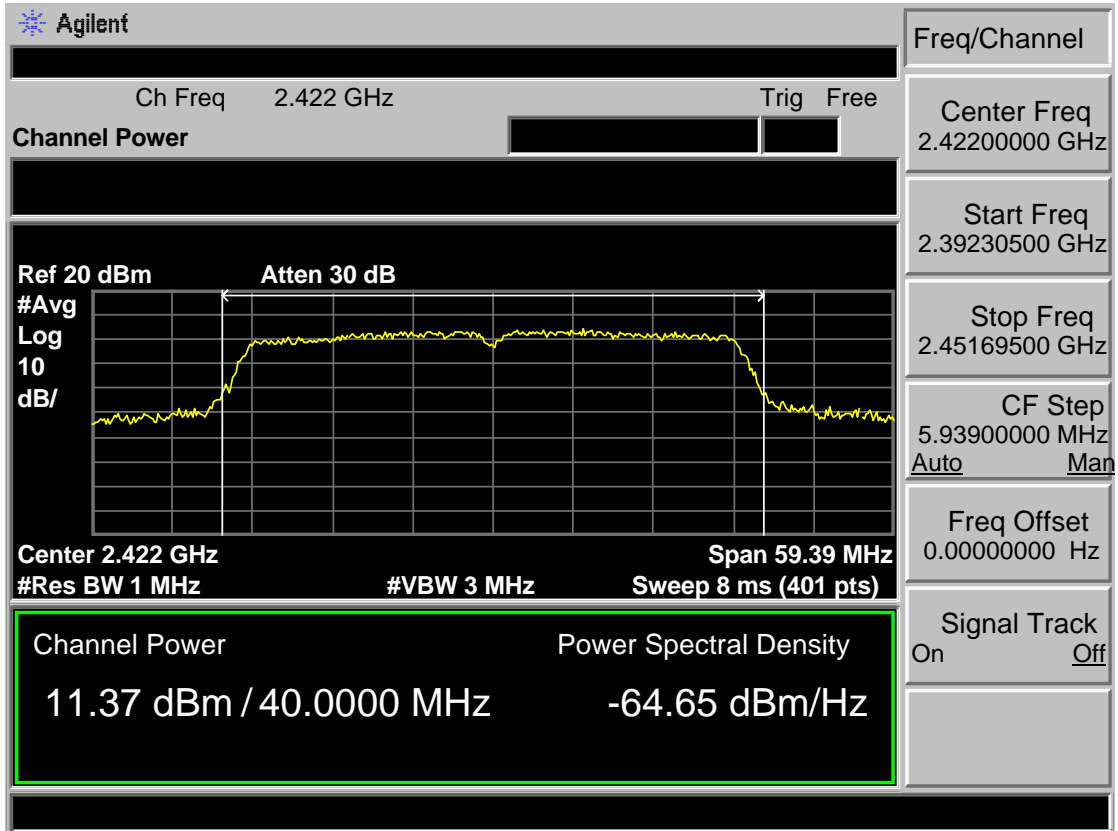
Test Mode: IEEE 802.11 n HT20 2442MHz



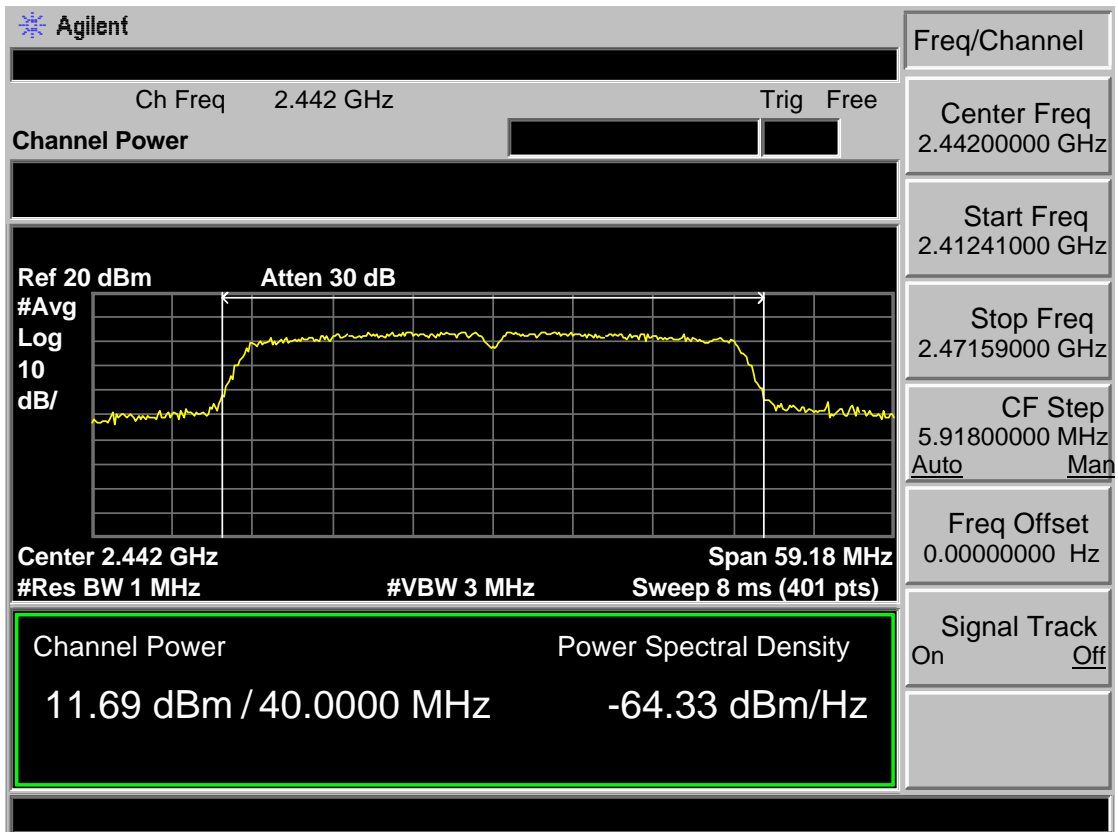
Test Mode: IEEE 802.11 n HT20 2472MHz



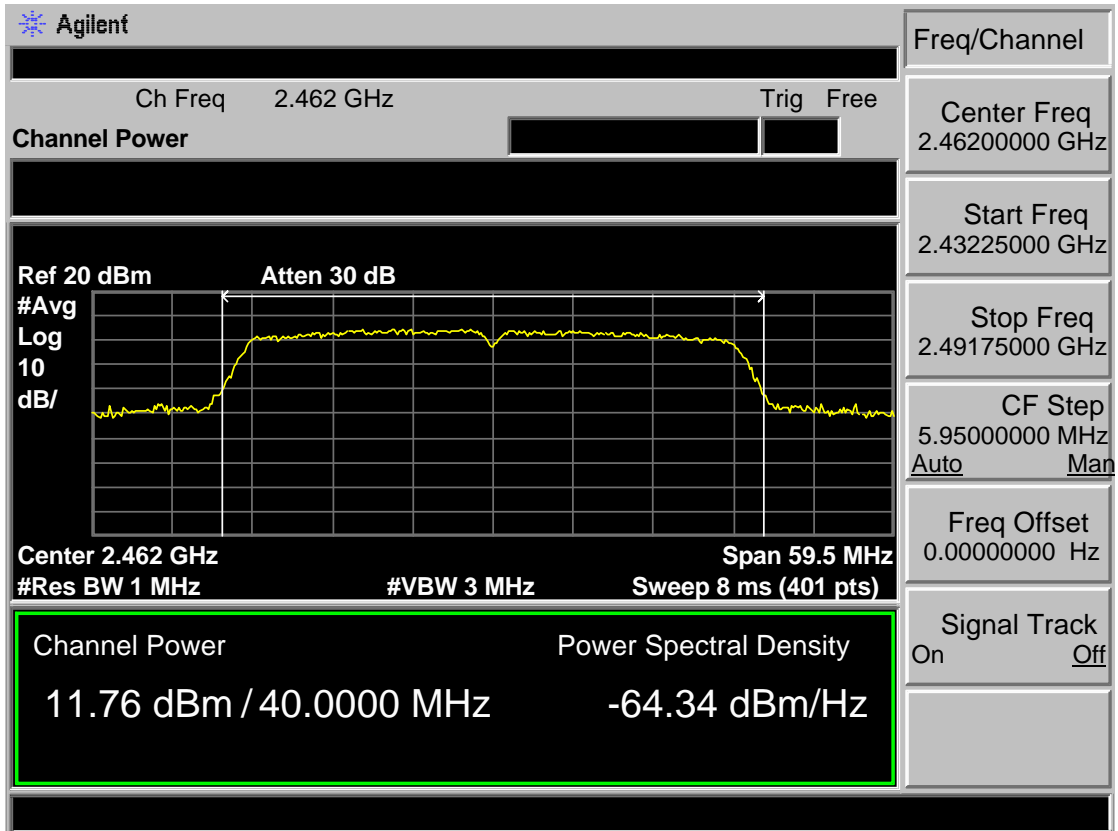
Test Mode: IEEE 802.11 n HT40 2422MHz



Test Mode: IEEE 802.11 n HT40 2442MHz



Test Mode: IEEE 802.11 n HT40 2462MHz



8 POWER SPECTRAL DENSITY TEST

8.1 Limit

For digitally modulated systems, the power spectral density conducted from the intentional radiator to the antenna shall not be greater than 8dBm in any 3kHz band during any time interval of continuous transmission.

8.2 Test Procedure

- 1, Connected the EUT's antenna port to spectrum analyzer device.

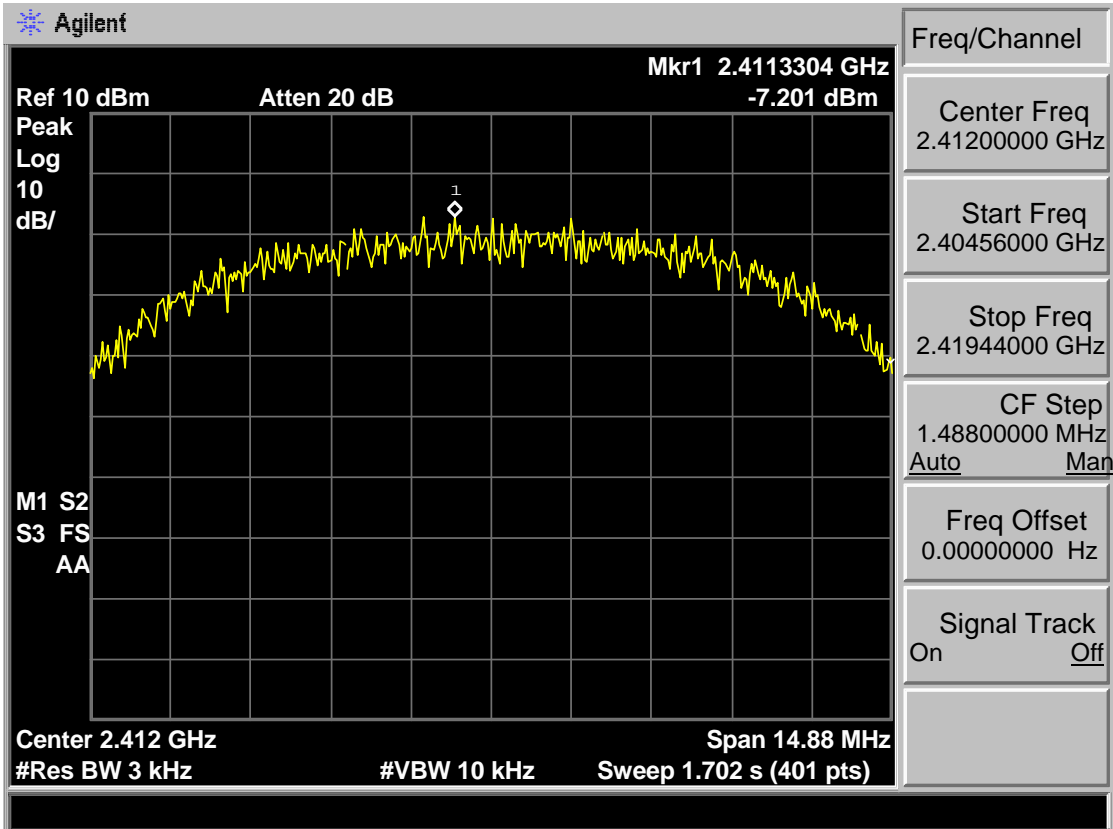
- 2, Follow the test procedure as described in KDB 558074
 - (1). Set analyzer center frequency to DTS channel center frequency.
 - (2). Set the span to 1.5 times the DTS bandwidth.
 - (3). Set the RBW to: $3 \text{ kHz} \leq \text{RBW} \leq 100 \text{ kHz}$.
 - (4). Set the VBW $\geq 3 \text{ RBW}$.
 - (5). Detector = peak.
 - (6). Sweep time = auto couple.
 - (7). Trace mode = max hold.
 - (8). Allow trace to fully stabilize.
 - (9). Use the peak marker function to determine the maximum amplitude level.
 - (10). If measured value exceeds limit, reduce RBW (no less than 3 kHz) and repeat.

8.3 Test Result

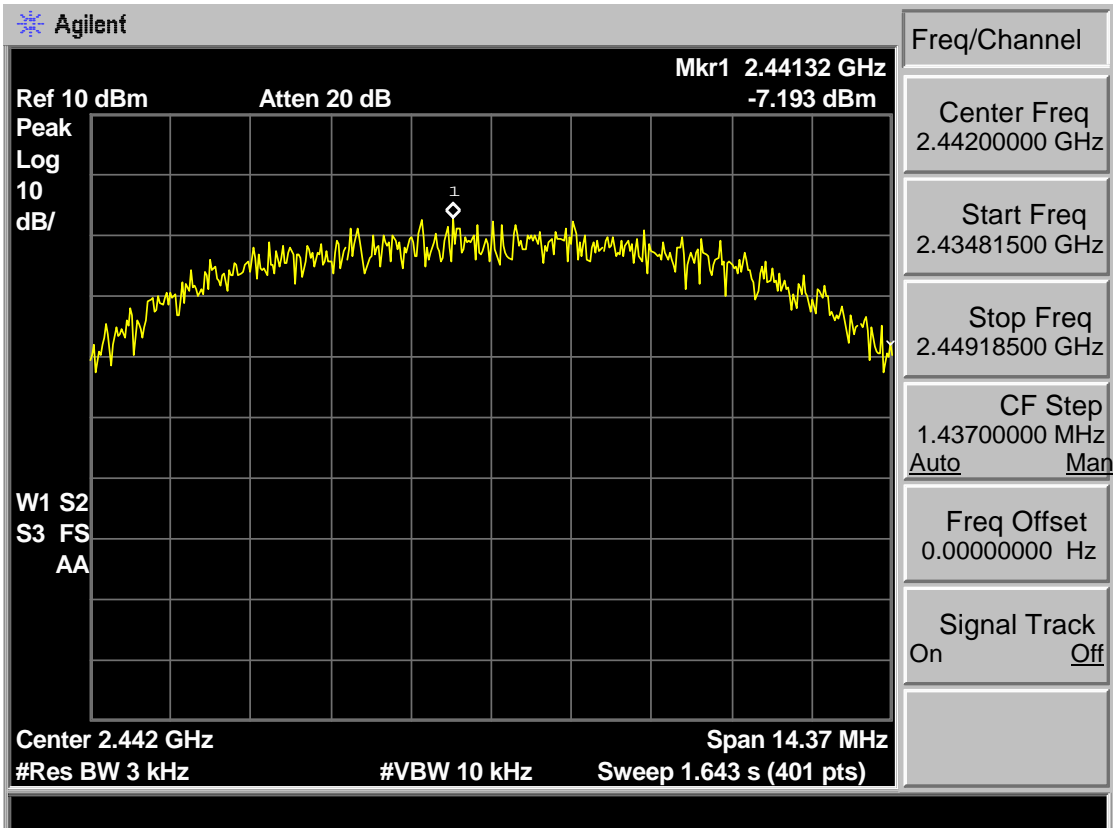
| EUT: OTT Multi-media Box | | | |
|--------------------------|------|-----------------------------|---------------------|
| M/N: TFD-36-CA | | | |
| Test date: 2016-05-07 | | Tested by: Tony Tang | Test site: RF site |
| Pass | | | |
| Test Mode | CH | Power density (dBm/3kHz) | Limit (dBm/3kHz) |
| IEEE 802.11 b | CH1 | -7.20 | 8 |
| | CH7 | -7.19 | 8 |
| | CH13 | -7.38 | 8 |
| IEEE 802.11 g | CH1 | -12.34 | 8 |
| | CH7 | -12.69 | 8 |
| | CH13 | -12.51 | 8 |
| IEEE 802.11 n HT 20 | CH1 | -13.37 | 8 |
| | CH7 | 13.18 | 8 |
| | CH13 | -13.95 | 8 |
| IEEE 802.11 n HT 40 | CH1 | -17.18 | 8 |
| | CH5 | -18.08 | 8 |
| | CH9 | -17.67 | 8 |
| Conclusion: PASS | | | |

8.4 Test Data

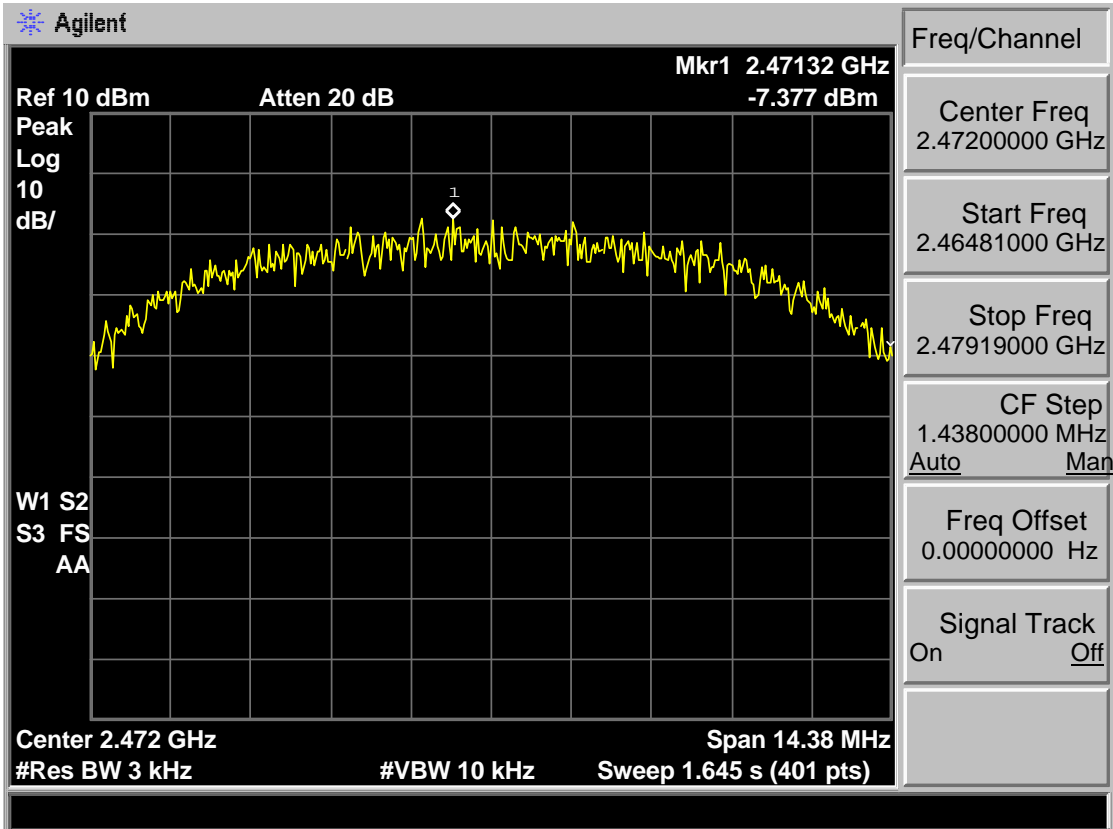
Test Mode: IEEE 802.11b 2412MHz



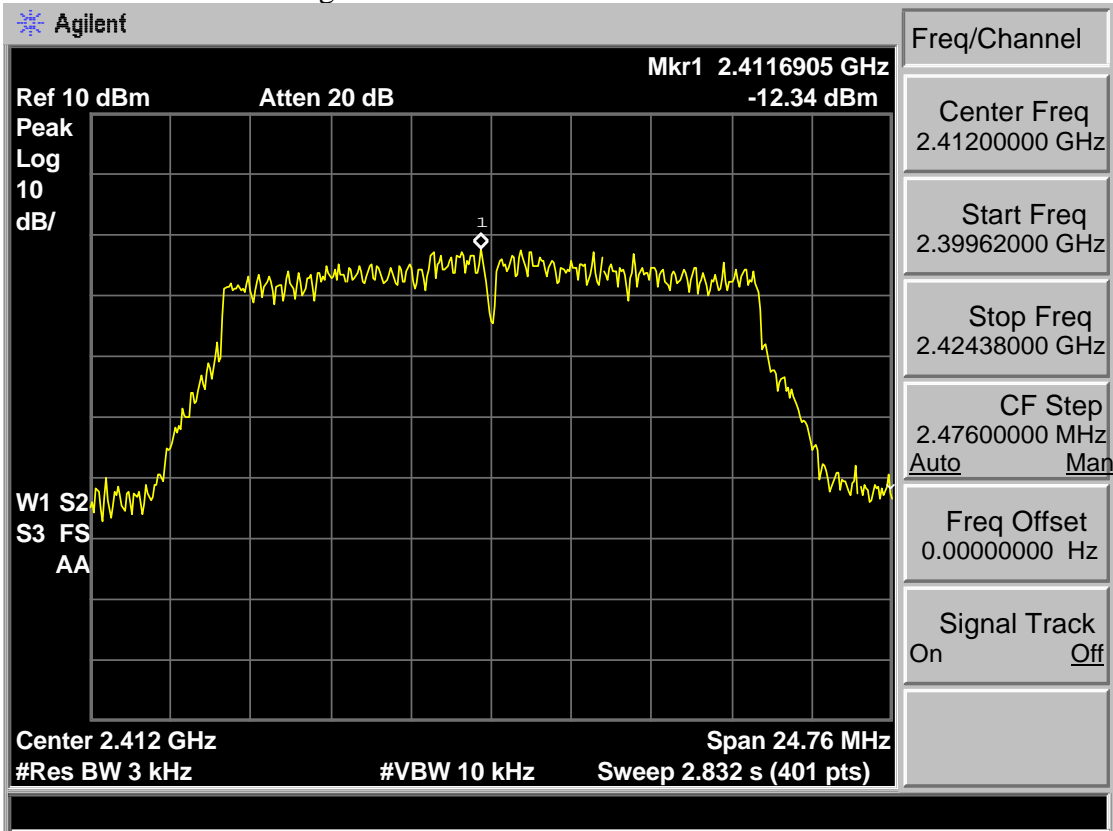
Test Mode: IEEE 802.11b 2442MHz



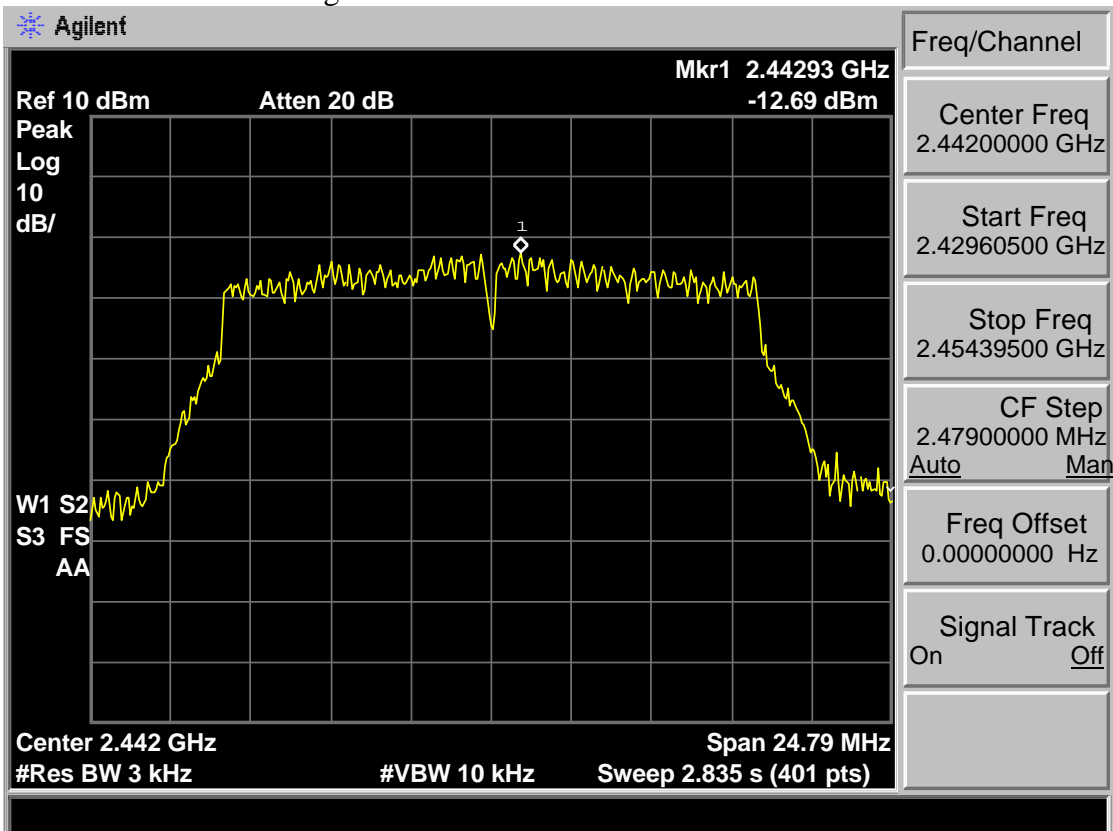
Test Mode: IEEE 802.11b 2472MHz



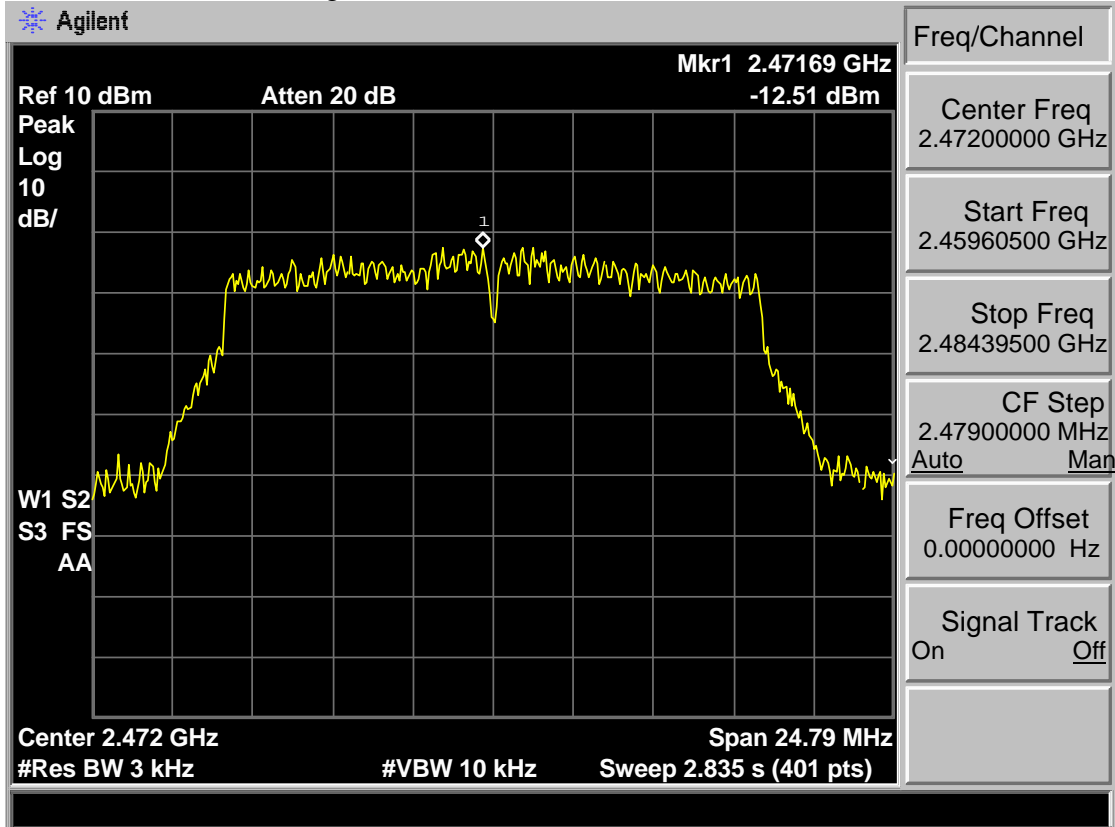
Test Mode: IEEE 802.11g 2412MHz



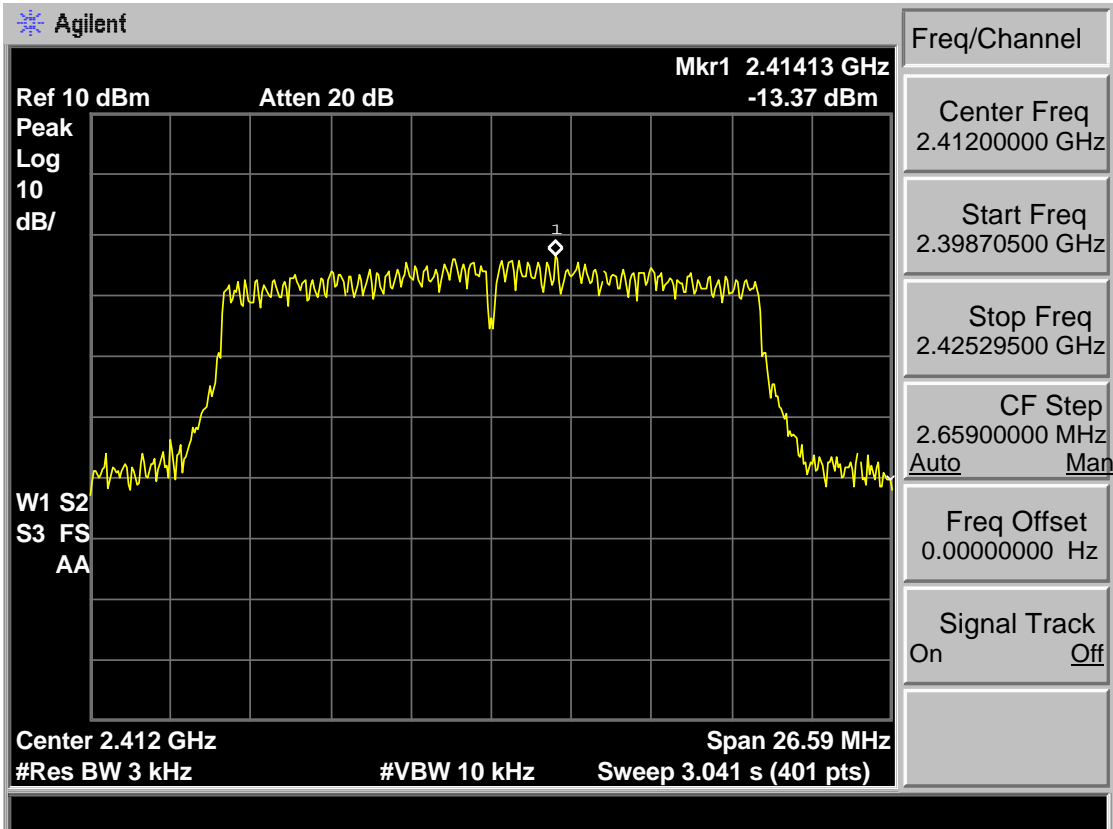
Test Mode: IEEE 802.11g 2442MHz



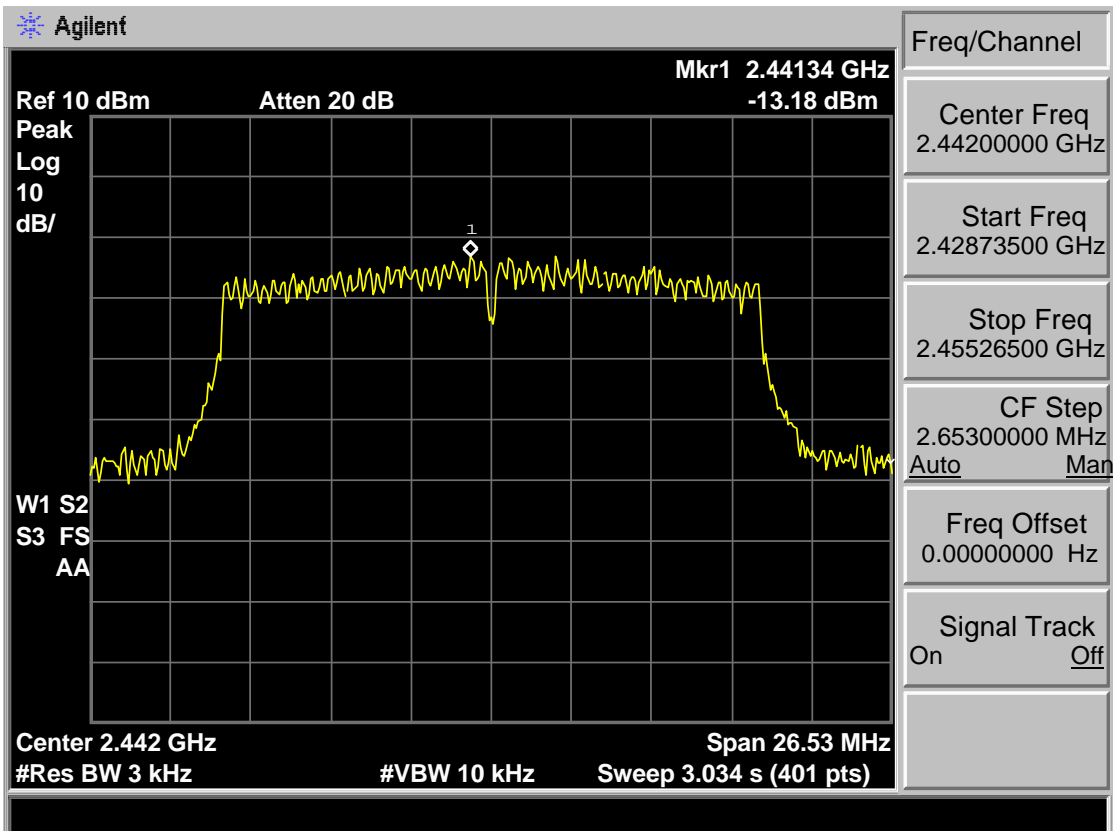
Test Mode: IEEE 802.11g 2472MHz



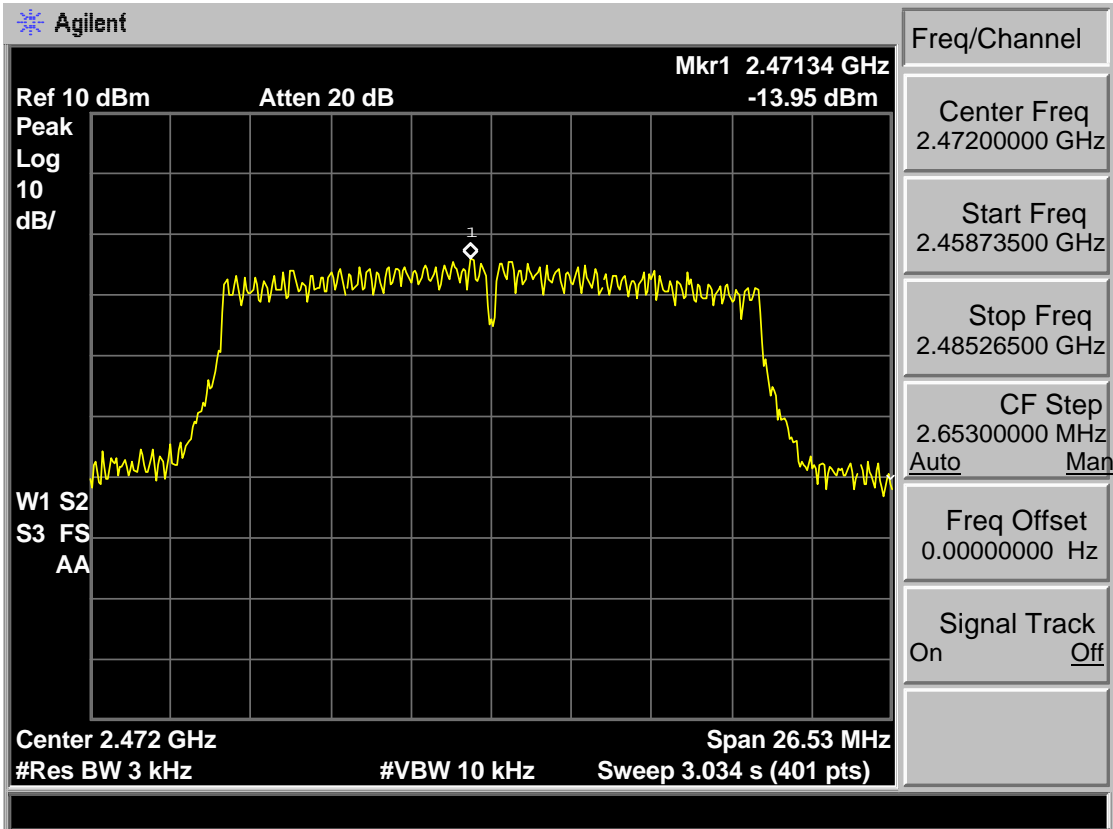
Test Mode: IEEE 802.11n HT20 2412MHz



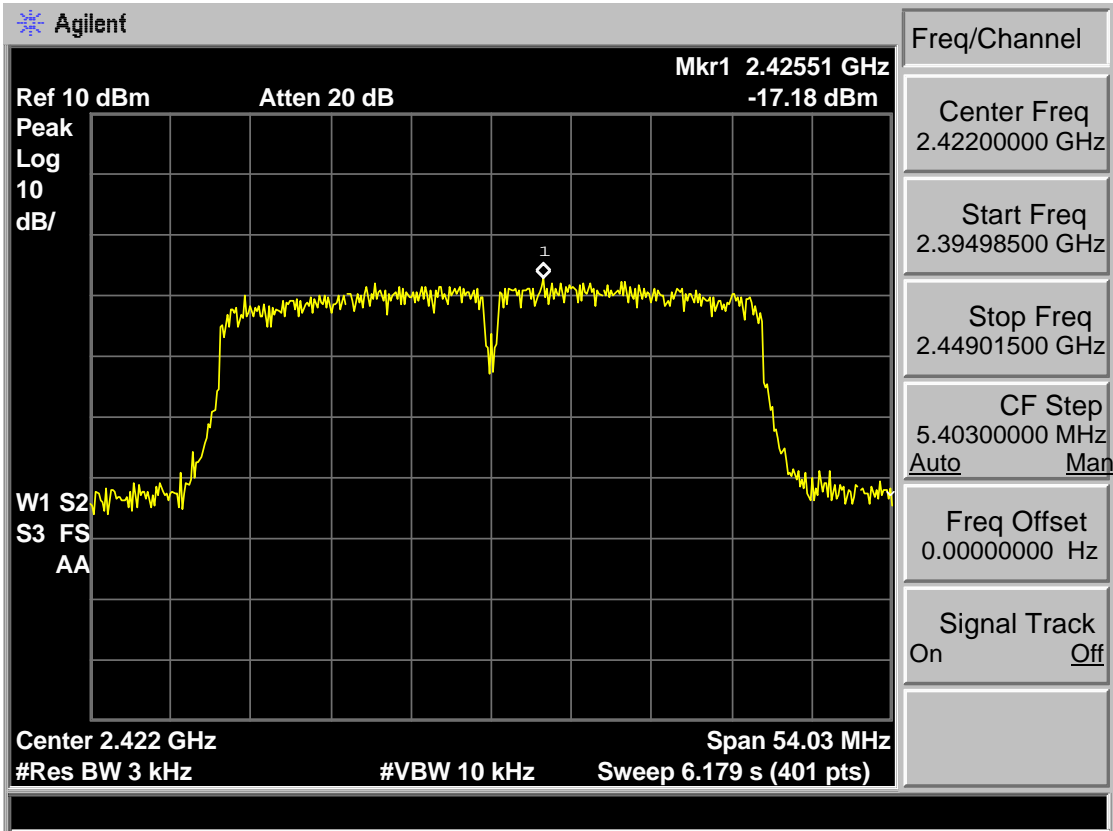
Test Mode: IEEE 802.11n HT20 2442MHz



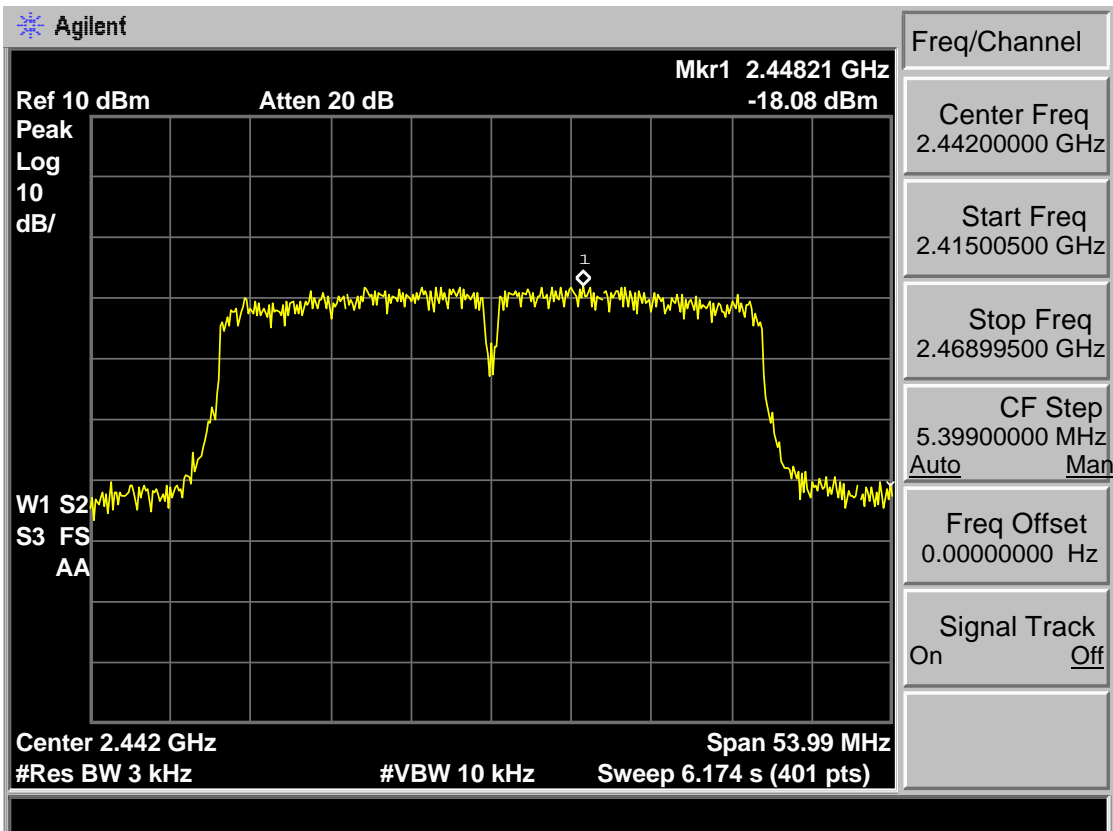
Test Mode: IEEE 802.11n HT20 2472MHz



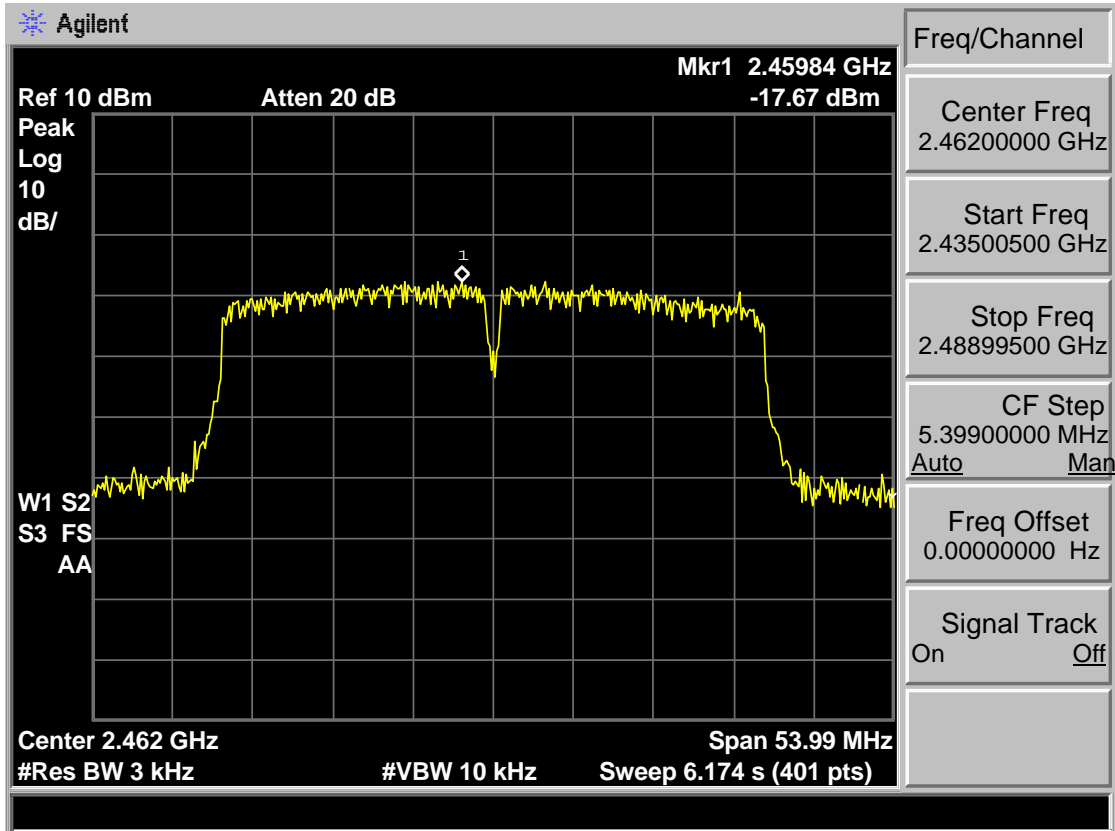
Test Mode: IEEE 802.11n HT40 2422MHz



Test Mode: IEEE 802.11n HT40 2442MHz



Test Mode: IEEE 802.11n HT40 2462MHz



9 ANTENNA REQUIREMENTS

9.1 Limit



For intentional device, according to FCC 47 CFR Section 15.203, an intentional radiator shall be designed to ensure that no antenna other than that furnished by the responsible party shall be used with the device. And according to FCC 47 CFR Section 15.247 (b), if transmitting antennas of directional gain greater than 6dBi are used, the power shall be reduced by the amount in dB that the directional gain of the antenna exceeds 6dBi.

9.2 Result


The antennas used for this product are Internal antenna and that no antenna other than that furnished by the responsible party shall be used with the device, the maximum peak gain of the transmit antenna is only 2.00 dBi.

10 TEST SETUP PHOTO


Conducted Test



Radiated Test (30-1000 MHz)



Radiated Test (1000-25000 MHz)



11 PHOTOS OF EUT

External Photos
M/N: TFD-36-CA




External Photos
M/N: TFD-36-CA





External Photos
M/N: TFD-36-CA



External Photos
M/N: TFD-36-CA



Internal Photos
M/N: TFD-36-CA



Antenna

Internal Photos
M/N: TFD-36-CA

