

FCC PART 15C TEST REPORT FOR CERTIFICATION
On Behalf of

TCL Technoly Electronics (Huizhou) Co., Ltd.

Blu-ray Disc Player

Brand Name	Model Number
VIZIO	VBR140, VBR140-CA, VBR140-MX VBR141, VBR141-CA, VBR141-MX VBR142, VBR142-CA, VBR142-MX VBR143, VBR143-CA, VBR143-MX

FCC ID: ZVABD00004

Prepared for : TCL Technoly Electronics (Huizhou) Co., Ltd.
Section 19, Zhongkai High-tech Development
Zone, Huizhou City, Guangdong Province, China 516006

Prepared By : Audix Technology (Shenzhen) Co., Ltd.
No. 6, Ke Feng Rd., 52 Block,
Shenzhen Science & Industrial Park,
Nantou, Shenzhen, Guangdong, China

Tel: (0755) 26639496

Report Number : ACS-F12009
Date of Test : Jan.10~12, 2012
Date of Report : Jan.19, 2012

TABLE OF CONTENTS

<u>Description</u>	<u>Page</u>
1. SUMMARY OF STANDARDS AND RESULTS	1-1
1.1. Description of Standards and Results	1-1
2. GENERAL INFORMATION	2-1
2.1. Description of Device (EUT)	2-1
2.2. Test information	2-2
2.3. Tested Supporting System Details	2-3
2.4. Block diagram of connection between the EUT and simulators	2-3
2.5. Test Facility	2-4
2.6. Measurement Uncertainty (95% confidence levels, k=2)	2-4
3. POWER LINE CONDUCTED EMISSION TEST	3-1
3.1. Test Equipments	3-1
3.2. Block Diagram of Test Setup	3-1
3.3. Power Line Conducted Emission Test Limits	3-1
3.4. Configuration of EUT on Test	3-1
3.5. Operating Condition of EUT	3-2
3.6. Test Procedure	3-2
3.7. Power Line Conducted Emission Test Results	3-2
4. RADIATED EMISSION TEST	4-1
4.1. Test Equipment	4-1
4.2. Block Diagram of Test Setup	4-1
4.3. Radiated Emission Limit	4-2
4.4. EUT Configuration on Test	4-3
4.5. Operating Condition of EUT	4-3
4.6. Test Procedure	4-3
4.7. Radiated Emission Test Results	4-4
5. CONDUCTED SPURIOUS EMISSIONS	5-1
5.1. Test Equipment	5-1
5.2. Limit	5-1
5.3. Test Procedure	5-1
5.4. Test result	5-1
6. BAND EDGE COMPLIANCE TEST	6-1
6.1. Test Equipment	6-1
6.2. Limit	6-1
6.3. Test Produce	6-1
6.4. Test Results	6-1
7. 6dB Bandwidth Test	7-1
7.1. Test Equipment	7-1
7.2. Limit	7-1
7.3. Test Procedure	7-1
7.4. Test Results	7-1
8. OUTPUT POWER TEST	8-1
8.1. Test Equipment	8-1
8.2. Limit	8-1
8.3. Test Procedure	8-1



8.4. Test Results8-2

9. POWER SPECTRAL DENSITY TEST 9-1

9.1. Test Equipment9-1

9.2. Limit.....9-1

9.3. Test Procedure.....9-1

9.4. Test Results9-2

10. ANTENNA REQUIREMENT 10-1

11. MPE ESTIMATION..... 11-1

11.1. Limit for General Population/ Uncontrolled Exposures11-1

11.2. Estimation Result11-1

12. DEVIATION TO TEST SPECIFICATIONS..... 12-1

13. PHOTOGRAPH OF TEST 13-1

13.1. Photos of Power Line Conducted Emission Test13-1

13.2. Photos of Radiated Emission Test.....13-2

14. PHOTOGRAPH OF EUT 14-1



FCC ID: ZVABD00004

TEST REPORT CERTIFICATION

Applicant : TCL Technoly Electronics (Huizhou) Co., Ltd.
 Manufacturer : TCL Technoly Electronics (Huizhou) Co., Ltd.
 EUT Description : Blu-ray Disc Player
 FCC ID : ZVABD00004

(A) Model No. : VBR140, VBR140-CA, VBR140-MX
 VBR141, VBR141-CA, VBR141-MX
 VBR142, VBR142-CA, VBR142-MX
 VBR143, VBR143-CA, VBR143-MX
 (B) Brand Name : VIZIO
 (C) Serial No. : N/A
 (D) Test Voltage : AC 120V/60Hz

Tested for comply with:
FCC Rules and Regulations Part 15 Subpart C: 2008

Test procedure used:
ANSI C63.10:2009

The device described above is tested by AUDIX TECHNOLOGY (SHENZHEN) CO., LTD. to confirm comply with all the FCC Part 15 Subpart C requirements.

The test results are contained in this test report and AUDIX TECHNOLOGY (SHENZHEN) CO., LTD. is assumed full responsibility for the accuracy and completeness of these tests. This report contains data that are not covered by the NVLAP accreditation. Also, this report shows that the Equipment Under Test (EUT) is to be technically compliant with the FCC and IC requirements.

This Report is made under FCC Part 2.1075. No modifications were required during testing to bring this product into compliance.

This report applies to above tested sample only. This report shall not be reproduced in part without written approval of AUDIX TECHNOLOGY (SHENZHEN) CO., LTD.

The report must not be used by the client to claim product certification, approval, or endorsement by NVLAP, NIST, or any agency of the federal government.

Date of Test : Jan.10~12, 2012 Report of date: Jan.19, 2012

Prepared by : Cerry He Reviewed by : Sunny Lu
 Cerry He / Assistant Sunny Lu / Supervisor



Approved & Authorized Signer : Ken Lu
Ken Lu / Manager

1. SUMMARY OF STANDARDS AND RESULTS

1.1. Description of Standards and Results

The EUT have been tested according to the applicable standards as referenced below.

EMISSION		
Description of Test Item	Standard	Results
Power Line Conducted Emission Test	FCC Part 15: 15.207 ANSI C63.10: 2009	PASS
Radiated Emission Test	FCC Part 15: 15.209 ANSI C63.10: 2009	PASS
Band Edge Compliance Test	FCC Part 15: 15.247 ANSI C63.10: 2009	PASS
Conducted spurious emissions test	FCC Part 15: 15.247 ANSI C63.10: 2009	PASS
6dB Bandwidth Test	FCC Part 15: 15.247 ANSI C63.10: 2009	PASS
Output Power Test	FCC Part 15: 15.247	PASS
Power Spectral Density Test	FCC Part 15: 15.247 ANSI C63.10: 2009	PASS
Antenna requirement	FCC Part 15: 15.203	PASS

2. GENERAL INFORMATION

2.1. Description of Device (EUT)

Product Name : WIFI module

Model Number &
Brand Name

Brand Name	Model Number
VIZIO	WN713NM, VBR140-CA, VBR140-MX VBR141, VBR141-CA, VBR141-MX VBR142, VBR142-CA, VBR142-MX VBR143, VBR143-CA, VBR143-MX

difference are the model name and sales territory of these models.

FCC ID : ZVABD00004

Operation Frequency : IEEE 802.11b: 2412MHz—2462MHz
IEEE 802.11g: 2412MHz—2462MHz
IEEE 802.11n HT20: 2412MHz—2462MHz
IEEE 802.11n HT40: 2422MHz—2452MHz

Channel Number : IEEE 802.11b/g, 802.11n HT20: 11 Channels
IEEE 802.11n HT40: 7 Channels

Modulation Technology : IEEE 802.11b: DSSS(CCK,DQPSK,DBPSK)
IEEE 802.11g: OFDM(64QAM, 16QAM, QPSK, BPSK)
IEEE 802.11n HT20, HT40: OFDM (64QAM, 16QAM, QPSK,BPSK)

Antenna Assembly and Gain : Integral PCB antenna; 1.5dBi Gain

Applicant : TCL Technoly Electronics (Huizhou) Co., Ltd.
Section 19, Zhongkai High-tech development
Zone,Huizhou City,Guangdong , China

Manufacturer : TCL Technoly Electronics (Huizhou) Co., Ltd.
Section 19, Zhongkai High-tech development
Zone,Huizhou City,Guangdong , China

Date of Test : Jan.10~12, 2012

Date of Receipt : Jan.10, 2012

Sample Type : Prototype production

2.2. Test information

The test software “arcadyan_fcc_command” was used to control EUT work in Continuous TX mode (100% duty cycle), and select test channel, wireless mode and data rate.

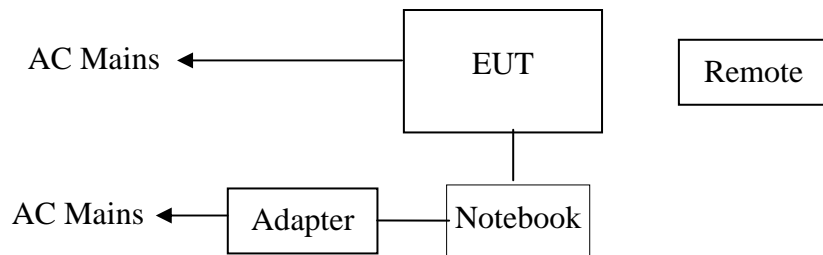
Tested mode, channel, and data rate information			
Mode	data rate (Mbps)(see Note)	Channel	Frequency (MHz)
IEEE 802.11b	11	Low :CH1	2412
	11	Middle: CH6	2437
	11	High: CH11	2462
IEEE 802.11g	6	Low :CH1	2412
	6	Middle: CH6	2437
	6	High: CH11	2462
IEEE 802.11n HT20	6.5	Low :CH1	2412
	6.5	Middle: CH6	2437
	6.5	High: CH11	2462
IEEE 802.11n HT40	13.5	Low :CH1	2422
	13.5	Middle: CH4	2437
	13.5	High: CH7	2452

Note1:According exploratory test, EUT will have maximum output power in those data rate, so those data rate were used for all test.

2.3. Tested Supporting System Details

No.	Description	ACS No.	Manufacturer	Model	Serial Number	Approved type
1	Notebook	-	DELL	PP09S	124XK2X	<input checked="" type="checkbox"/> FCC DoC <input checked="" type="checkbox"/> BSMI ID:R33002
		USB Cable: Unshielded, Detachable, 1.8m Power Adaptor: Manufacturer: DELL, M/N: LA65NS1-00 Cable: Unshielded, Detachable, 4.0m(Bond one ferrite core)				

2.4. Block diagram of connection between the EUT and simulators



(EUT: Blu-ray Disc Player)

2.5. Test Facility

Site Description

Name of Firm : Audix Technology (Shenzhen) Co., Ltd.
 No. 6, Ke Feng Rd., 52 Block, Shenzhen
 Science & Industrial Park, Nantou,
 Shenzhen, Guangdong, China

3m Anechoic Chamber : Certificated by FCC, USA
 Registration Number: 90454
 Valid Date: Mar.31, 2012

3m & 10m Anechoic Chamber : Certificated by FCC, USA
 Registration Number: 794232
 Valid Date: Dec.30, 2012

EMC Lab. : Certificated by Industry Canada
 Registration Number: IC 5183A-1
 Valid Date: Jun.13, 2014

: Certificated by DAkkS, Germany
 Registration No: D-PL-12151-01-01
 Valid Date: Feb.01, 2014

Accredited by NVLAP, USA
 NVLAP Code: 200372-0
 Valid Date: Mar.31, 2012

2.6. Measurement Uncertainty (95% confidence levels, k=2)

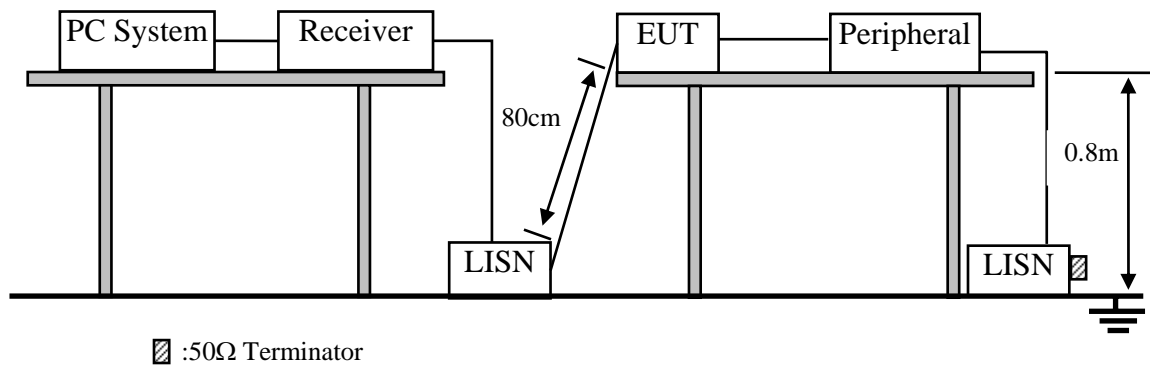
Test Item	Uncertainty
Uncertainty for Conduction emission test in No. 1 Conduction	3.2 dB(150kHz to 30MHz)
Uncertainty for Radiation Emission test in 3m chamber	3.6 dB(30~200MHz, Polarize: H)
	3.8 dB(30~200MHz, Polarize: V)
	4.2 dB(200M~1GHz, Polarize: H)
	3.8 dB(200M~1GHz, Polarize: V)
Uncertainty for Radiated Spurious Emission test in RF chamber	3.57dB
Uncertainty for Conduction Spurious emission test	2.00 dB
Uncertainty for Output power test	0.73 dB
Uncertainty for Power density test	2.00 dB
Uncertainty for Frequency range test	7×10^{-8}
Uncertainty for Bandwidth test	83 kHz
Uncertainty for test site temperature and humidity	0.6°C
	3%

3. POWER LINE CONDUCTED EMISSION TEST

3.1. Test Equipments

Item	Equipment	Manufacturer	Model No.	Serial No.	Last Cal.	Cal. Interval
1.	Test Receiver	Rohde & Schwarz	ESHS10	838693/001	Oct.31, 11	1 Year
2.	L.I.S.N.#1	Rohde & Schwarz	ESH2-Z5	834066/011	Oct.31, 11	1 Year
3.	L.I.S.N.#3	Kyoritsu	KNW-242C	8-1920-1	May.08, 11	1 Year
4.	Terminator	Hubersuhner	50Ω	No. 1	May.08, 11	1 Year
5.	Terminator	Hubersuhner	50Ω	No. 2	May.08, 11	1 Year
6.	RF Cable	Fujikura	3D-2W	No.1	May.08, 11	1 Year
7.	Coaxial Switch	Anritsu	MP59B	M50564	May.08, 11	1 Year
8.	Pulse Limiter	Rohde & Schwarz	ESH3-Z2	100341	May.08, 11	1 Year
9.	Oscilloscope	Tektronix	TDS3052B	B026036	June.09, 11	1 Year

3.2. Block Diagram of Test Setup



3.3. Power Line Conducted Emission Test Limits

Frequency	Maximum RF Line Voltage	
	Quasi-Peak Level dB(μV)	Average Level dB(μV)
150kHz ~ 500kHz	66 ~ 56*	56 ~ 46*
500kHz ~ 5MHz	56	46
5MHz ~ 30MHz	60	50

Notes: 1. * Decreasing linearly with logarithm of frequency.

2. The lower limit shall apply at the transition frequencies.

3.4. Configuration of EUT on Test

The following equipment are installed on Power Line Conducted Emission Test to meet the commission requirement and operating regulations in a manner which tends to maximize its emission characteristics in a normal application.

3.4.1. Blu-ray Disc Player (EUT)

Model Number : VBR140

Serial Number : N/A

3.4.2. Support Equipment : As Tested Supporting System Detail, in Section 2.2.

3.5. Operating Condition of EUT

- 3.5.1. Setup the EUT and simulator as shown as Section 3.2.
- 3.5.2. Turned on the power of all equipment.
- 3.5.3. Notebook run test software to control RF module work in Tx mode.
- 3.5.4. All other input and outputs of host were connected to dummy load.

3.6. Test Procedure

The EUT was placed on a non-metallic table, 80cm above the ground plane. The EUT Power Via Notebook connected to the power mains through a line impedance stabilization network (L.I.S.N. #1). This provides a 50 ohm coupling impedance for the EUT (Please refer the block diagram of the test setup and photographs). The other peripheral devices power cord connected to the power mains through a line impedance stabilization network (L.I.S.N.#3). Both sides of power line are checked to find out the maximum conducted emission. In order to find the maximum emission levels, the relative positions of equipment and all of the interface cables shall be changed according to ANSI C63.10: 2009 on Conducted Emission Test.

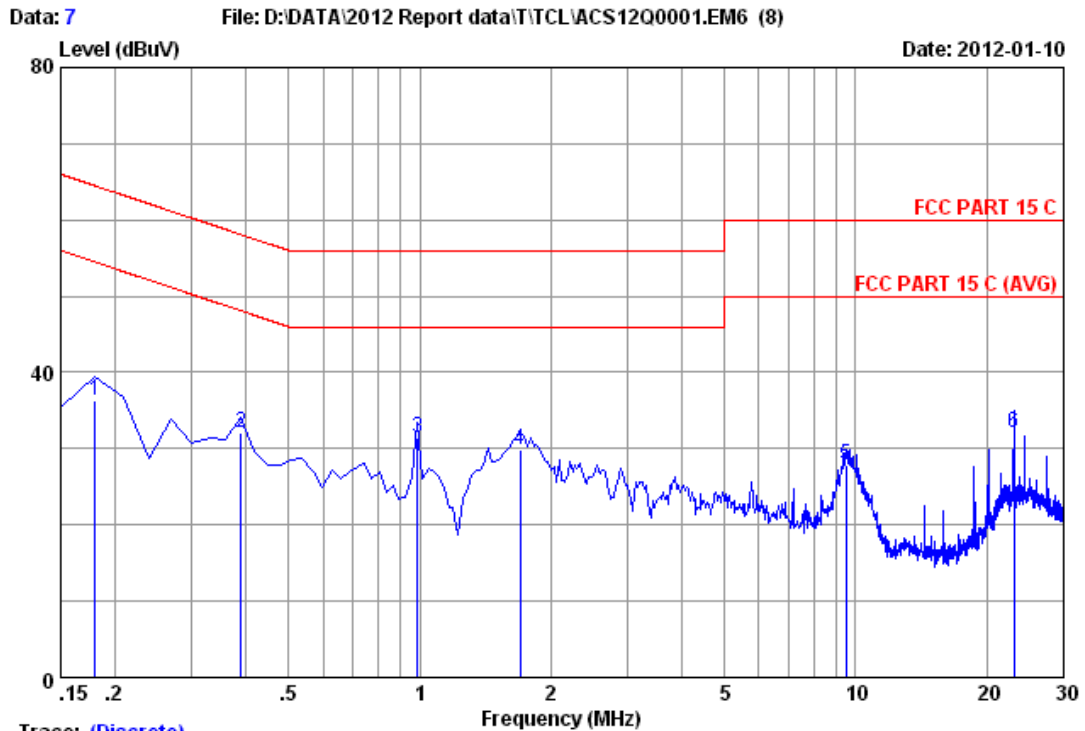
The bandwidth of test receiver (R & S ESHS10) is set at 10kHz.

The frequency range from 150kHz to 30MHz is checked.

The test result are reported on Section 3.7.

3.7. Power Line Conducted Emission Test Results

PASS. (All emissions not reported below are too low against the prescribed limits.)

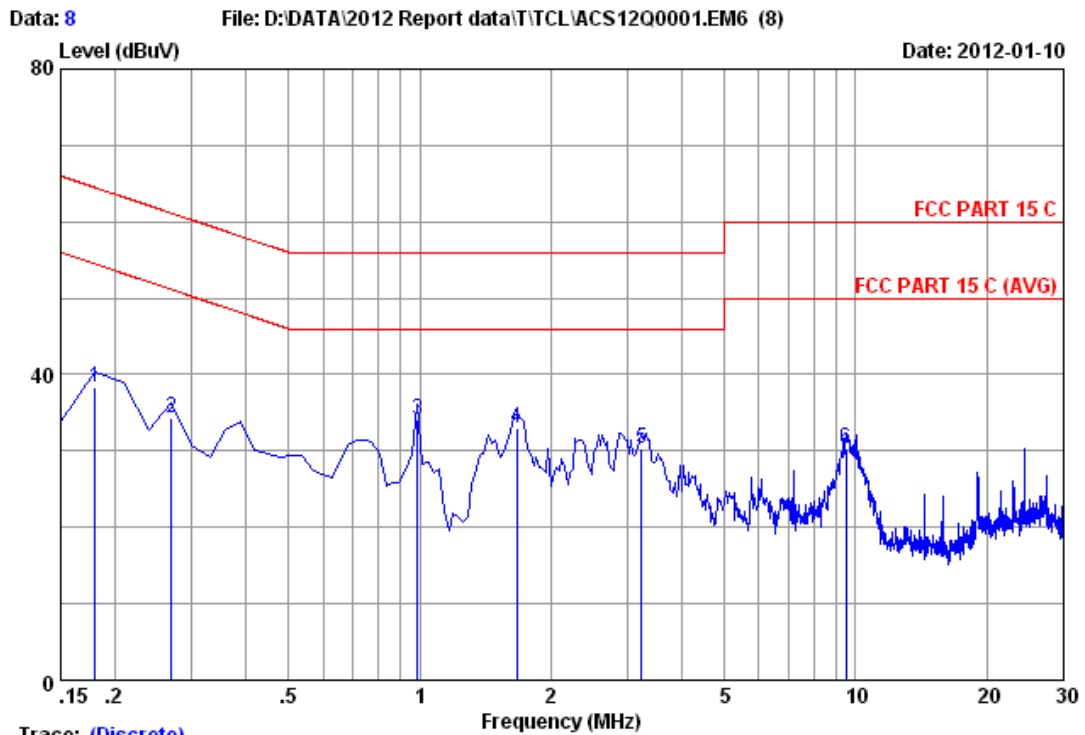


Trace: (Discrete)

Site no :1#conduction Data No :7
 Dis./Ant. :** 2011 ESH2-Z5 LINE
 Limit :FCC PART 15 C
 Env./Ins. :23.5°C/45% Engineer :Leo-Li
 EUT :Blu-ray Disc Player M/N:VBR140
 Power Rating :AC 120V/60Hz
 Test Mode :Tx Mode

No	Freq (MHz)	LISN Factor (dB)	Cable Loss (dB)	Reading (dBuV)	Emission Level (dBuV)	Limits (dBuV)	Margin (dB)	Remark
1	0.17985	0.15	9.86	26.37	36.38	64.49	28.11	QP
2	0.38880	0.16	9.86	22.06	32.08	58.09	26.01	QP
3	0.98580	0.17	9.88	21.33	31.38	56.00	24.62	QP
4	1.702	0.19	9.91	19.66	29.76	56.00	26.24	QP
5	9.493	0.32	10.05	17.51	27.88	60.00	32.12	QP
6	23.045	0.60	10.16	21.31	32.07	60.00	27.93	QP

Remarks: 1.Emission Level=LISN Factor+Cable Loss(Include 10dB pulse limit)+Reading.
 2.If the average limit is met when using a quasi-peak detector. the EUT shall be deemed to meet both limits and measurement with average detector is unnecessary.



Trace: (Discrete)

Site no :1#conduction Data No :8
 Dis./Ant. :** 2011 ESH2-Z5 NEUTRAL
 Limit :FCC PART 15 C
 Env./Ins. :23.5°C/45% Engineer :Leo-Li
 EUT :Blu-ray Disc Player M/N:VBR140
 Power Rating :AC 120V/60Hz
 Test Mode :Tx Mode

No	Freq (MHz)	LISN Factor (dB)	Cable Loss (dB)	Reading (dBuV)	Emission Level (dBuV)	Limits (dBuV)	Margin (dB)	Remark
1	0.17985	0.14	9.86	28.32	38.32	64.49	26.17	QP
2	0.26940	0.14	9.86	24.39	34.39	61.14	26.75	QP
3	0.98580	0.17	9.88	24.13	34.18	56.00	21.82	QP
4	1.672	0.19	9.91	22.96	33.06	56.00	22.94	QP
5	3.225	0.22	9.96	20.19	30.37	56.00	25.63	QP
6	9.493	0.28	10.05	20.02	30.35	60.00	29.65	QP

Remarks: 1.Emission Level=LISN Factor+Cable Loss(Include 10dB pulse limit)+Reading.
 2.If the average limit is met when using a quasi-peak detector, the EUT shall be deemed to meet both limits and measurement with average detector is unnecessary.

4. RADIATED EMISSION TEST

4.1. Test Equipment

Frequency range: 30~1000MHz

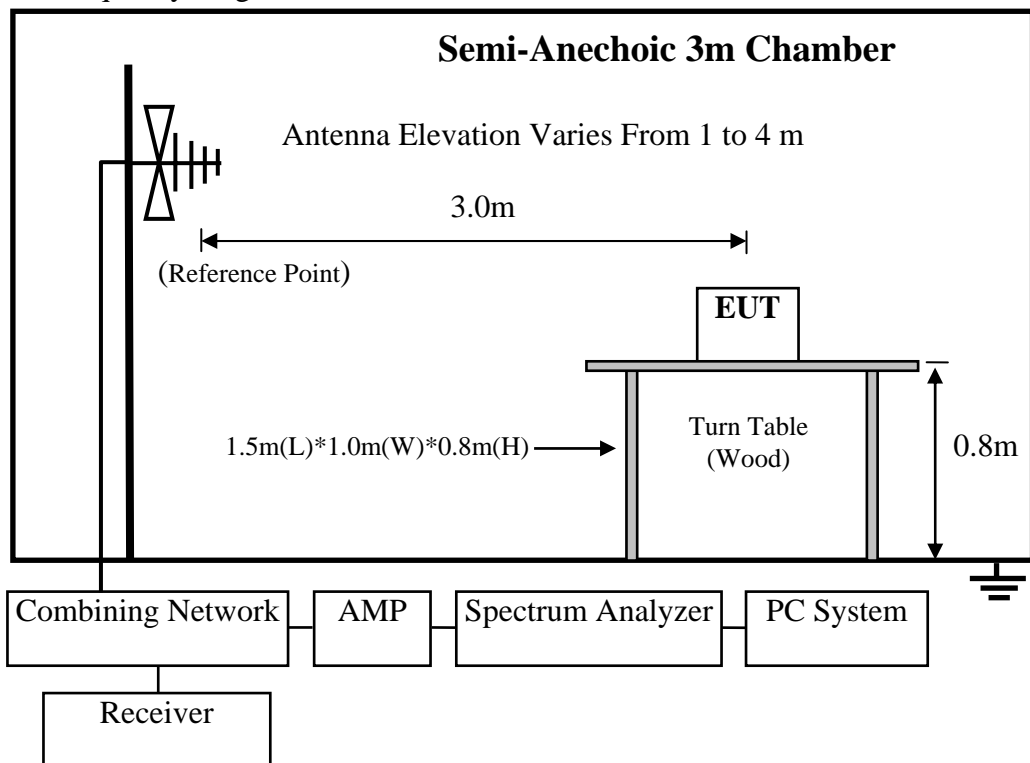
Item	Equipment	Manufacturer	Model No.	Serial No.	Last Cal.	Cal. Interval
1	3#Chamber	AUDIX	N/A	N/A	Nov.28,11	1 Year
2	EMI Spectrum	Agilent	E4407B	MY41440292	May.08, 11	1 Year
3	Test Receiver	Rohde & Schwarz	ESVS10	834468/011	May.08, 11	1 Year
4	Amplifier	HP	8447D	2648A04738	May.08, 11	1 Year
5	Bilog Antenna	Schaffner	CBL6111C	2598	Oct.26, 10	1.5 Year
6	RF Cable	MIYAZAKI	CFD400-NL	3# Chamber No.1	Dec.06, 11	1/2Year
7	Coaxial Switch	Anritsu	MP59B	M74389	May.08, 11	1 Year

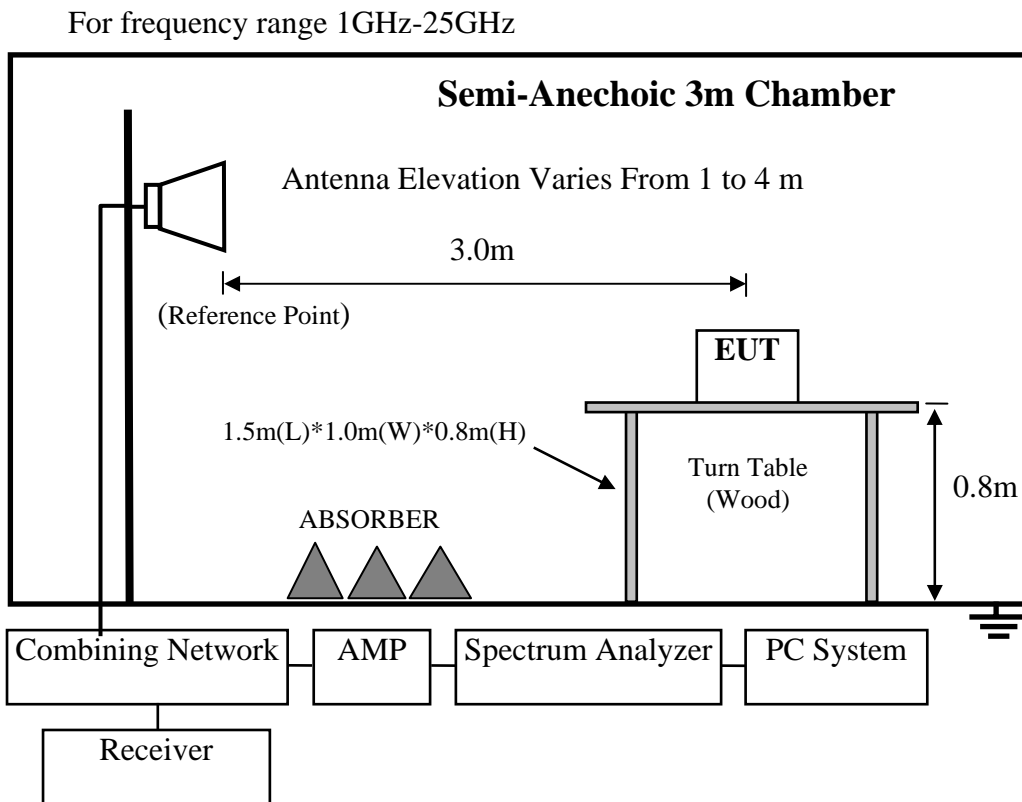
Frequency range: 1GHz-25GHz

Item	Equipment	Manufacturer	Model No.	Serial No.	Last Cal.	Cal. Interval
1	Spectrum Analyzer	Agilent	E4407B	MY41440292	May.08, 11	1 Year
2	Horn Antenna	EMCO	3115	9607-4877	July.01, 11	1 Year
3	Amplifier	Agilent	8449B	3008A00863	May.08, 11	1 Year
4	RF Cable	Hubersuhner	SUCOFLEX106	77980/6	Dec.06, 11	0.5Year
5	RF Cable	Hubersuhner	SUCOFLEX106	77977/6	Dec.06, 11	0.5Year

4.2. Block Diagram of Test Setup

For frequency range 30MHz-1000MHz





4.3. Radiated Emission Limit

4.3.1. 15.209 limits

FREQUENCY MHz	DISTANCE Meters	FIELD STRENGTHS LIMIT	
		$\mu\text{V}/\text{m}$	$\text{dB}(\mu\text{V})/\text{m}$
30 ~ 88	3	100	40.0
88 ~ 216	3	150	43.5
216 ~ 960	3	200	46.0
960 ~ 1000	3	500	54.0
Above 1000	3	74.0 $\text{dB}(\mu\text{V})/\text{m}$ (Peak) 54.0 $\text{dB}(\mu\text{V})/\text{m}$ (Average)	

- Remark :
- (1) Emission level $\text{dB}\mu\text{V} = 20 \log$ Emission level $\mu\text{V}/\text{m}$
 - (2) The smaller limit shall apply at the cross point between two frequency bands.
 - (3) Distance is the distance in meters between the measuring instrument, antenna and the closest point of any part of the device or system.

4.3.2. 15.205 Restricted bands of operation

MHz	MHz	MHz	GHz
0.090 - 0.110	16.42 - 16.423	399.9 - 410	4.5 - 5.15
¹ 0.495 - 0.505	16.69475 - 16.69525	608 - 614	5.35 - 5.46
2.1735 - 2.1905	16.80425 - 16.80475	960 - 1240	7.25 - 7.75
4.125 - 4.128	25.5 - 25.67	1300 - 1427	8.025 - 8.5
4.17725 - 4.17775	37.5 - 38.25	1435 - 1626.5	9.0 - 9.2
4.20725 - 4.20775	73 - 74.6	1645.5 - 1646.5	9.3 - 9.5
6.215 - 6.218	74.8 - 75.2	1660 - 1710	10.6 - 12.7
6.26775 - 6.26825	108 - 121.94	1718.8 - 1722.2	13.25 - 13.4
6.31175 - 6.31225	123 - 138	2200 - 2300	14.47 - 14.5
8.291 - 8.294	149.9 - 150.05	2310 - 2390	15.35 - 16.2
8.362 - 8.366	156.52475 - 156.52525	2483.5 - 2500	17.7 - 21.4
8.37625 - 8.38675	156.7 - 156.9	2690 - 2900	22.01 - 23.12
8.41425 - 8.41475	162.0125 - 167.17	3260 - 3267	23.6 - 24.0
12.29 - 12.293	167.72 - 173.2	3332 - 3339	31.2 - 31.8
12.51975 - 12.52025	240 - 285	3345.8 - 3358	36.43 - 36.5
12.57675 - 12.57725	322 - 335.4	3600 - 4400	(²)

All the emissions appearing within 15.205 restricted frequency bands shall not exceed the limits shown in 15.209, all the other emissions shall be at least 20dB below the fundamental emissions, or comply with 15.209 limits.

4.4.EUT Configuration on Test

The configurations of EUT are listed in Section 3.5.

4.5.Operating Condition of EUT

Same as Conducted Emission test that is listed in Section 3.6. except the test set up replaced by Section 4.2.

4.6.Test Procedure

EUT and its simulators are placed on a turn table, which is 0.8 meter high above ground. The turn table can rotate 360 degrees to determine the position of the maximum emission level. Power on the EUT and let it working in test mode, then test it. EUT is set 3 meters away from the receiving antenna, which is mounted on a antenna tower. The antenna can be moved up and down between 1 meter and 4 meters to find out the maximum emission level. Broadband antenna (calibrated bilog antenna) is used as receiving antenna. Both horizontal and vertical polarization of the antenna are set on test.

The bandwidth of the EMI test receiver (R&S ESVS10) is set at 120kHz for frequency range from 30MHz to 1000 MHz.

The resolution bandwidth of the Agilent Spectrum Analyzer E4407B was set at 1MHz. (For above 1GHz)

The bandwidth of the Spectrum's VBW is set at 3MHz and RBW is set at 1MHz for peak emissions measurement above 1GHz and 1MHz RBW, 10Hz VBW for average emissions measure above 1GHz

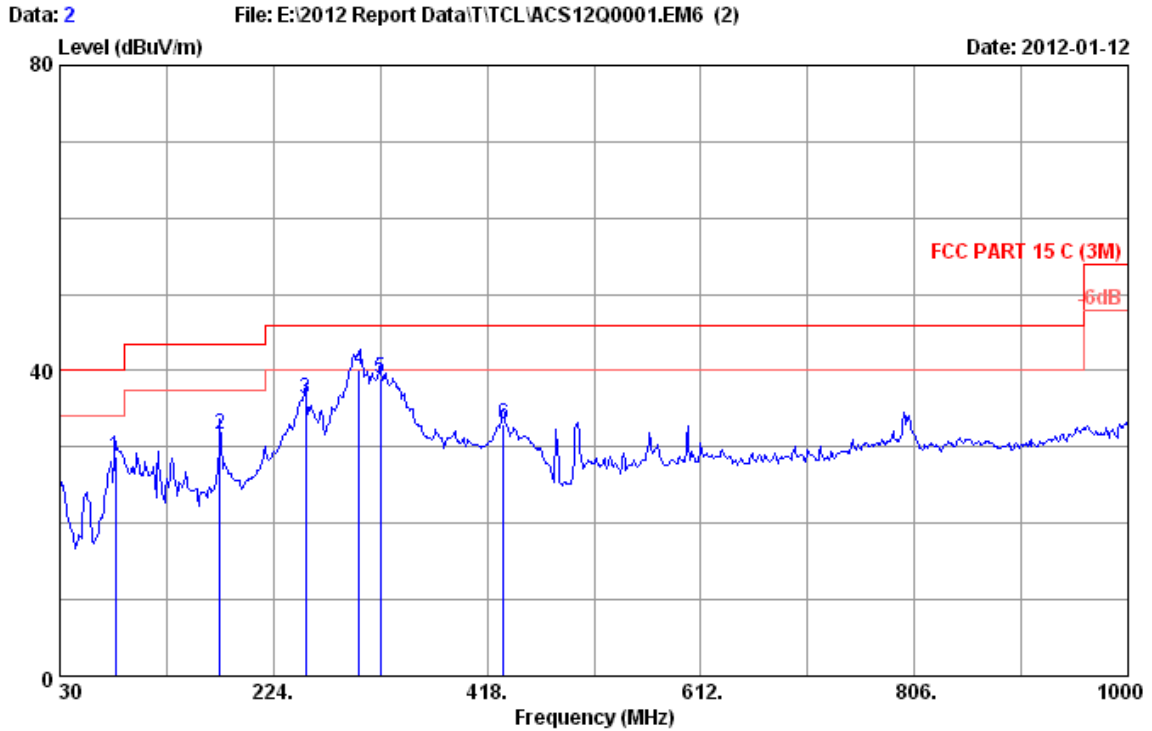
The frequency range from 30MHz to 10th harmonic (25GHz) are checked. and no any emissions were found from 18GHz to 25 GHz, So the radiated emissions from 18GHz to 25GHz were not record.

4.7. Radiated Emission Test Results

PASS.

All the emissions from 30MHz to 25 GHz were comply with 15.209 limits.

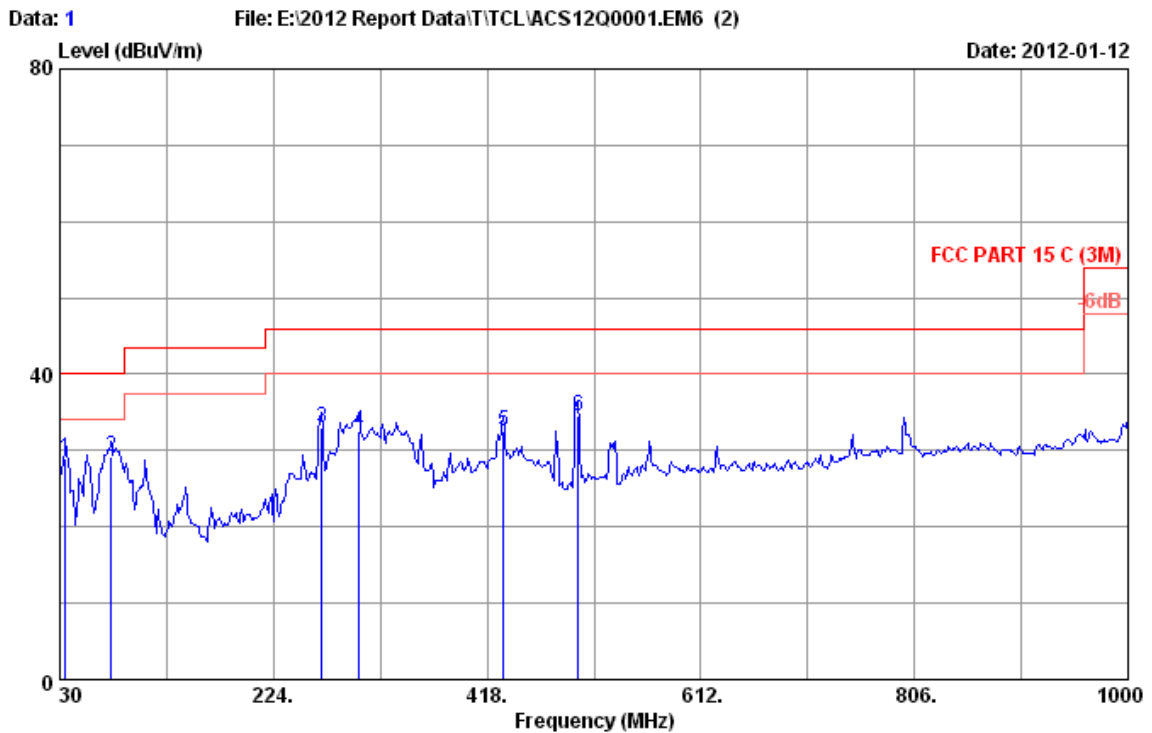
Frequency: 30MHz~1GHz



Site no. : 3m Chamber Data no. : 2
 Dis. / Ant. : 3m 2010 CBL6111C 2598 Ant. pol. : HORIZONTAL
 Limit : FCC PART 15 C (3M)
 Env. / Ins. : 24°C/56% Engineer : Leo-Li
 EUT : Blu-ray Disc Player M/N:VBR140
 Power rating : AC 120V/60Hz
 Test Mode : Tx Mode

No.	Freq. (MHz)	Ant. Factor (dB/m)	Cable Loss (dB)	Reading (dBuV)	Emission Level (dBuV/m)	Limits (dBuV/m)	Margin (dB)	Remark
1	80.440	7.80	0.60	47.58	28.72	40.00	11.28	QP
2	175.500	9.65	0.95	48.14	31.67	43.50	11.83	QP
3	253.100	13.10	1.17	49.00	36.34	46.00	9.66	QP
4	301.600	13.75	1.11	52.25	40.18	46.00	5.82	QP
5	321.000	14.22	1.21	50.52	39.00	46.00	7.00	QP
6	432.550	17.42	1.54	41.19	33.09	46.00	12.91	QP

Remarks: 1. Emission Level= Antenna Factor + Cable Loss + Reading.
 2. The emission levels that are 20dB below the official limit are not reported.

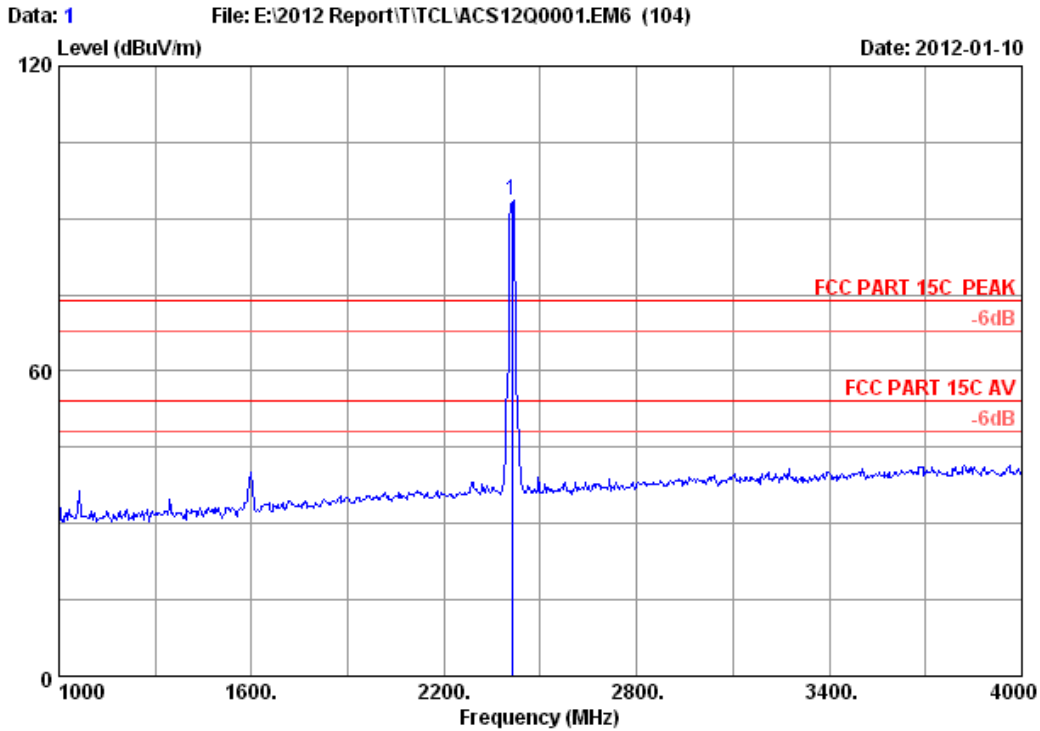


Site no. : 3m Chamber Data no. : 1
 Dis. / Ant. : 3m 2010 CBL6111C 2598 Ant. pol. : VERTICAL
 Limit : FCC PART 15 C (3M)
 Env. / Ins. : 24*C/56% Engineer : Leo-Li
 EUT : Blu-ray Disc Player M/N:VBR140
 Power rating : AC 120V/60Hz
 Test Mode : Tx Mode

No.	Freq. (MHz)	Ant. Factor (dB/m)	Cable Loss (dB)	Reading (dBuV)	Emission Level (dBuV/m)	Limits (dBuV/m)	Margin (dB)	Remark
1	34.850	17.20	0.30	38.78	29.01	40.00	10.99	QP
2	76.560	7.47	0.56	48.47	29.21	40.00	10.79	QP
3	267.650	13.50	1.20	45.21	32.98	46.00	13.02	QP
4	301.600	13.75	1.11	44.54	32.47	46.00	13.53	QP
5	432.550	17.42	1.54	40.66	32.56	46.00	13.44	QP
6	500.450	18.30	1.50	41.76	34.44	46.00	11.56	QP

Remarks: 1. Emission Level= Antenna Factor + Cable Loss + Reading.
 2. The emission levels that are 20dB below the official limit are not reported.

Frequency: 1GHz~18GHz

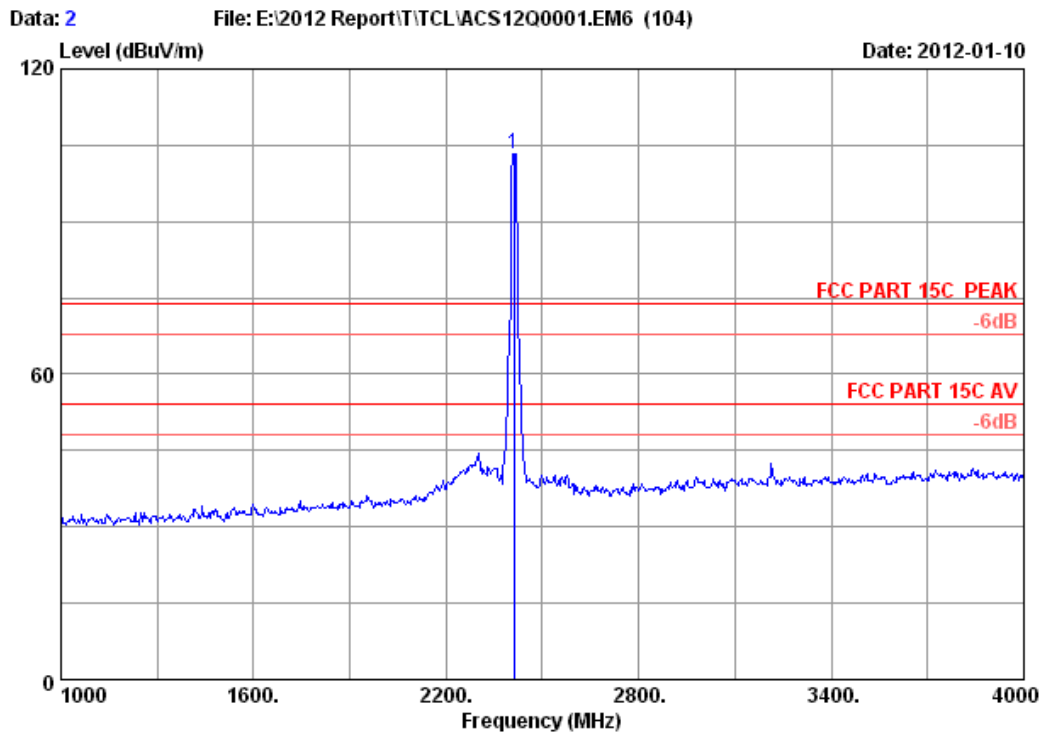


Site no. : 3m Chamber Data no. : 1
 Dis. / Ant. : 3m 2011 3115 4580 Ant. pol. : VERTICAL
 Limit : FCC PART 15C PEAK
 Env. / Ins. : 24.2*C/56% Engineer : Leo-Li
 EUT : Blu-ray Disc Player
 Power supply : AC 120V/60Hz
 Test mode : IEEE802.11b CH1 2412MHz Tx
 M/N : VBR140

	Freq. (MHz)	Ant. Factor (dB/m)	Cable loss (dB)	Amp. Factor (dB)	Reading (dBuV)	Emission Level (dBuV/m)	Limits (dBuV/m)	Margin (dB)	Remark
1	2412.000	27.98	6.03	34.44	94.15	93.72	74.00	-19.72	Peak

Remarks:

1. Emission Level= Antenna Factor + Cable Loss -Amp Factor + Reading.
2. The emission levels that are 20dB below the official limit are not reported.

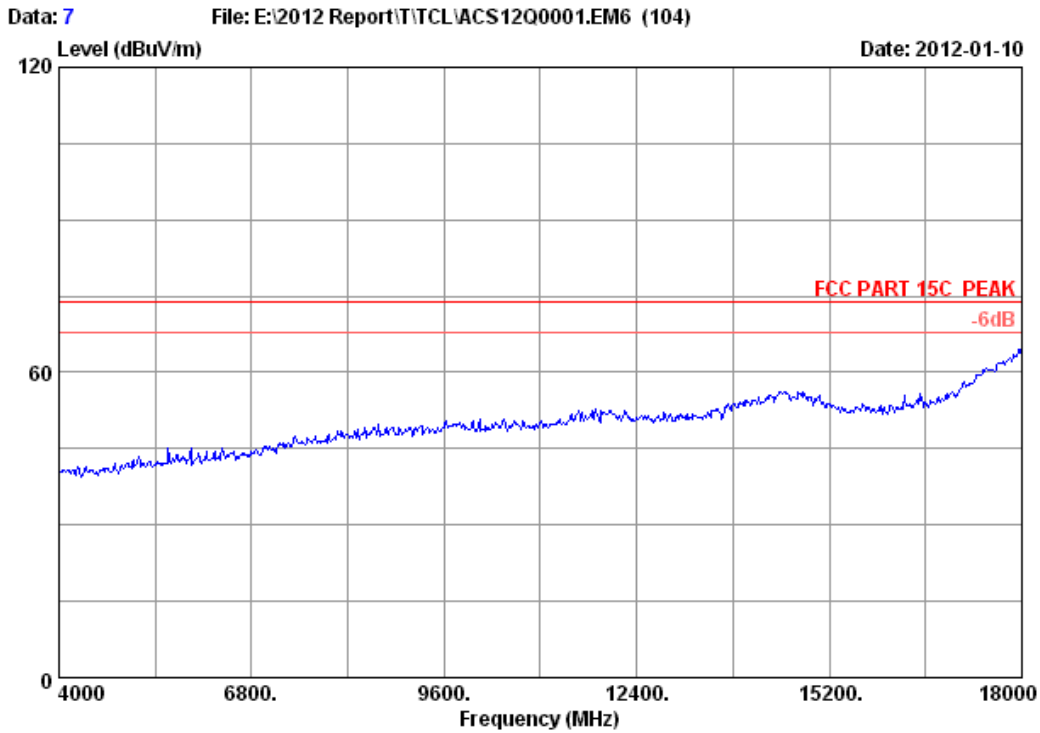


Site no. : 3m Chamber Data no. : 2
 Dis. / Ant. : 3m 2011 3115 4580 Ant. pol. : HORIZONTAL
 Limit : FCC PART 15C PEAK
 Env. / Ins. : 24.2°C/56% Engineer : Leo-Li
 EUT : Blu-ray Disc Player
 Power supply : AC 120V/60Hz
 Test mode : IEEE802.11b CH1 2412MHz Tx
 M/N : VBR140

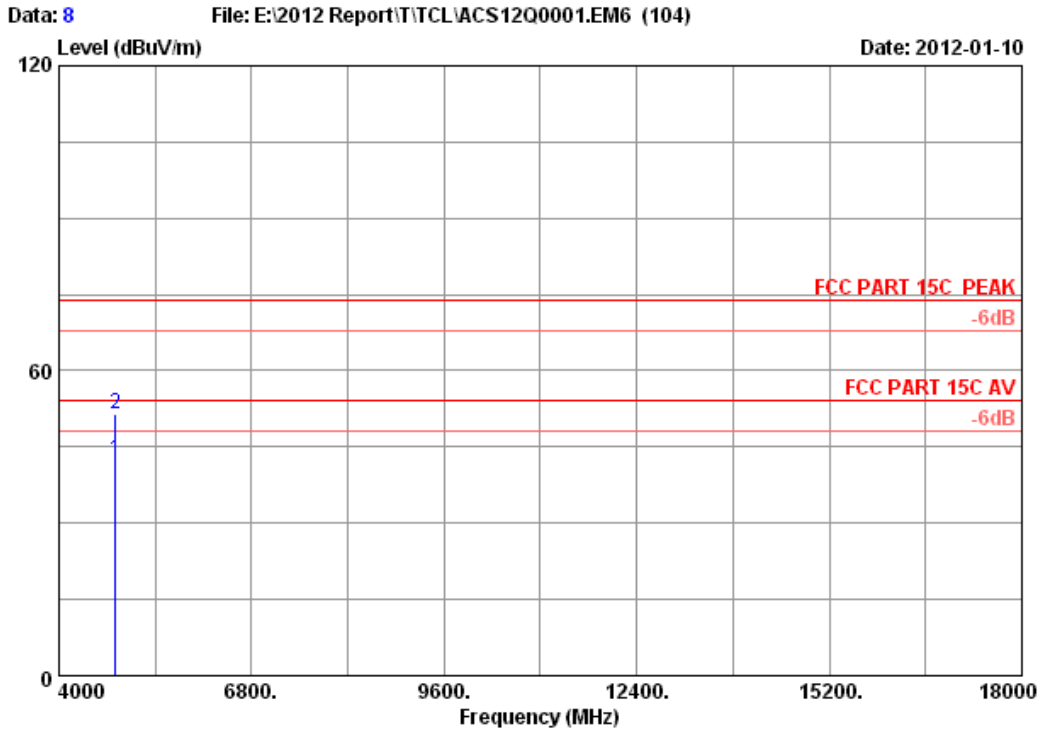
	Freq. (MHz)	Ant. Factor (dB/m)	Cable loss (dB)	Amp. Factor (dB)	Reading (dBuV)	Emission			Remark
						Level (dBuV/m)	Limits (dBuV/m)	Margin (dB)	
1	2412.000	27.98	6.03	34.44	103.84	103.41	74.00	-29.41	Peak

Remarks:

1. Emission Level= Antenna Factor + Cable Loss -Amp Factor + Reading.
2. The emission levels that are 20dB below the official limit are not reported.



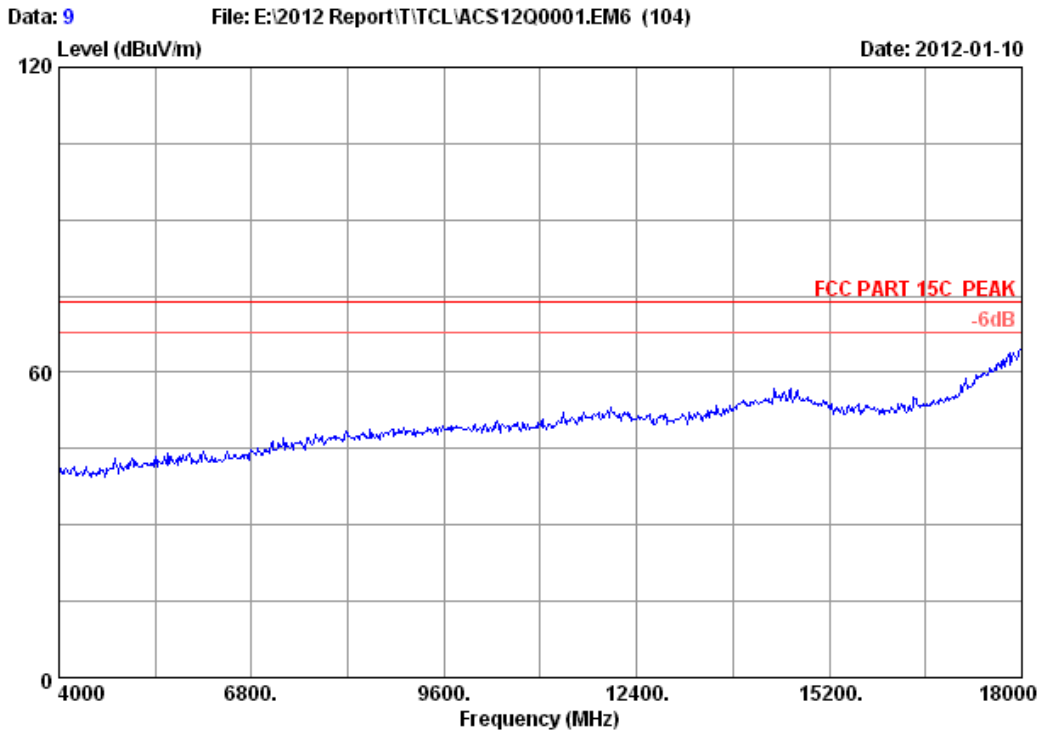
Site no.	: 3m Chamber	Data no.	: 7
Dis. / Ant.	: 3m 2011 3115 4580	Ant. pol.	: VERTICAL
Limit	: FCC PART 15C PEAK		
Env. / Ins.	: 24.2*C/56%	Engineer	: Leo-Li
EUT	: Blu-ray Disc Player		
Power supply	: AC 120V/60Hz		
Test mode	: IEEE802.11b CH1 2412MHz Tx		
M/N	: VBR140		



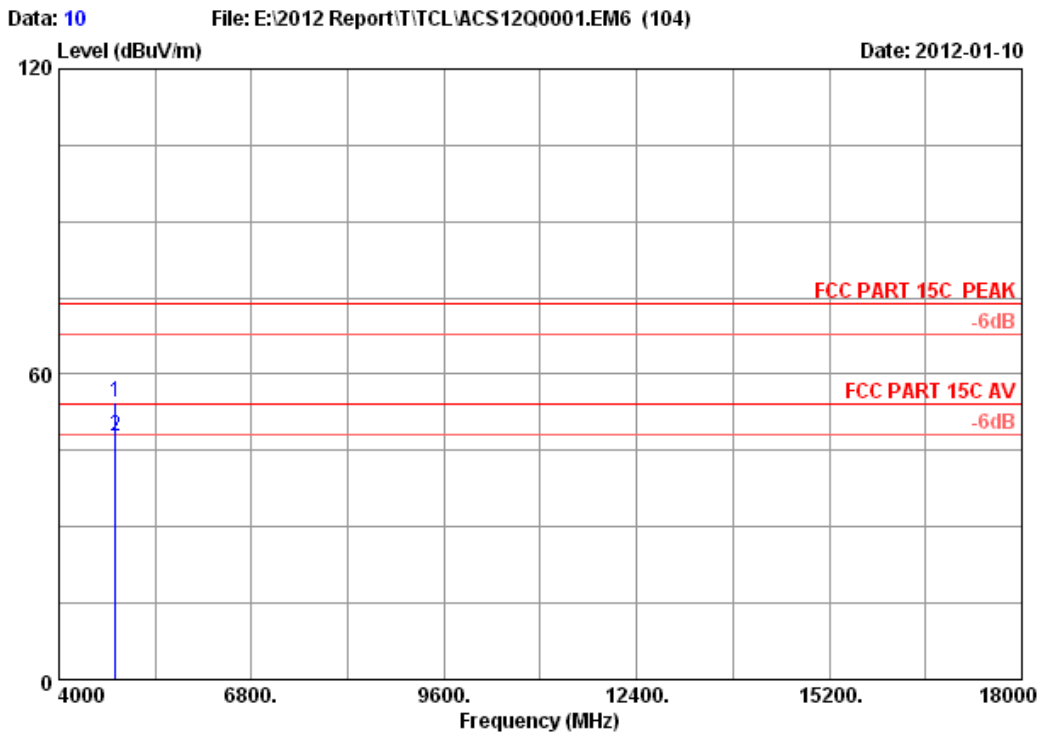
Site no. : 3m Chamber Data no. : 8
 Dis. / Ant. : 3m 2011 3115 4580 Ant. pol. : VERTICAL
 Limit : FCC PART 15C PEAK
 Env. / Ins. : 24.2*C/56% Engineer : Leo-Li
 EUT : Blu-ray Disc Player
 Power supply : AC 120V/60Hz
 Test mode : IEEE802.11b CH1 2412MHz Tx
 M/N : VBR140

	Freq. (MHz)	Ant. Factor (dB/m)	Cable loss (dB)	Amp. Factor (dB)	Reading (dBuV)	Emission Level (dBuV/m)	Limits (dBuV/m)	Margin (dB)	Remark
1	4824.000	32.89	8.53	34.60	35.54	42.36	54.00	11.64	Average
2	4824.000	32.89	8.53	34.60	44.78	51.60	74.00	22.40	Peak

Remarks:
 1. Emission Level= Antenna Factor + Cable Loss -Amp Factor + Reading.
 2. The emission levels that are 20dB below the official limit are not reported.



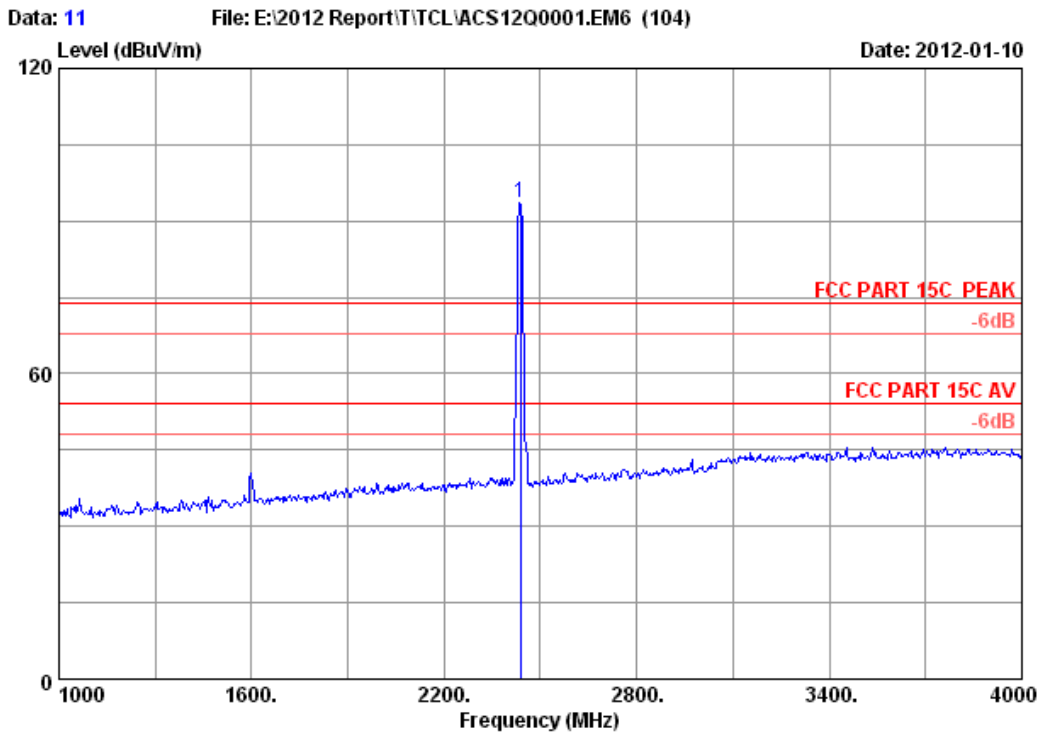
Site no.	: 3m Chamber	Data no.	: 9
Dis. / Ant.	: 3m 2011 3115 4580	Ant. pol.	: HORIZONTAL
Limit	: FCC PART 15C PEAK		
Env. / Ins.	: 24.2*C/56%	Engineer	: Leo-Li
EUT	: Blu-ray Disc Player		
Power supply	: AC 120V/60Hz		
Test mode	: IEEE802.11b CH1 2412MHz Tx		
M/N	: VBR140		



Site no. : 3m Chamber Data no. : 10
 Dis. / Ant. : 3m 2011 3115 4580 Ant. pol. : HORIZONTAL
 Limit : FCC PART 15C PEAK
 Env. / Ins. : 24.2*C/56% Engineer : Leo-Li
 EUT : Blu-ray Disc Player
 Power supply : AC 120V/60Hz
 Test mode : IEEE802.11b CH1 2412MHz Tx
 M/N : VBR140

	Freq. (MHz)	Ant. Factor (dB/m)	Cable loss (dB)	Amp. Factor (dB)	Reading (dBuV)	Emission Level (dBuV/m)	Limits (dBuV/m)	Margin (dB)	Remark
1	4824.000	32.89	8.53	34.60	47.54	54.36	74.00	19.64	Peak
2	4824.000	32.89	8.53	34.60	41.07	47.89	54.00	6.11	Average

Remarks:
 1. Emission Level= Antenna Factor + Cable Loss -Amp Factor + Reading.
 2. The emission levels that are 20dB below the official limit are not reported.

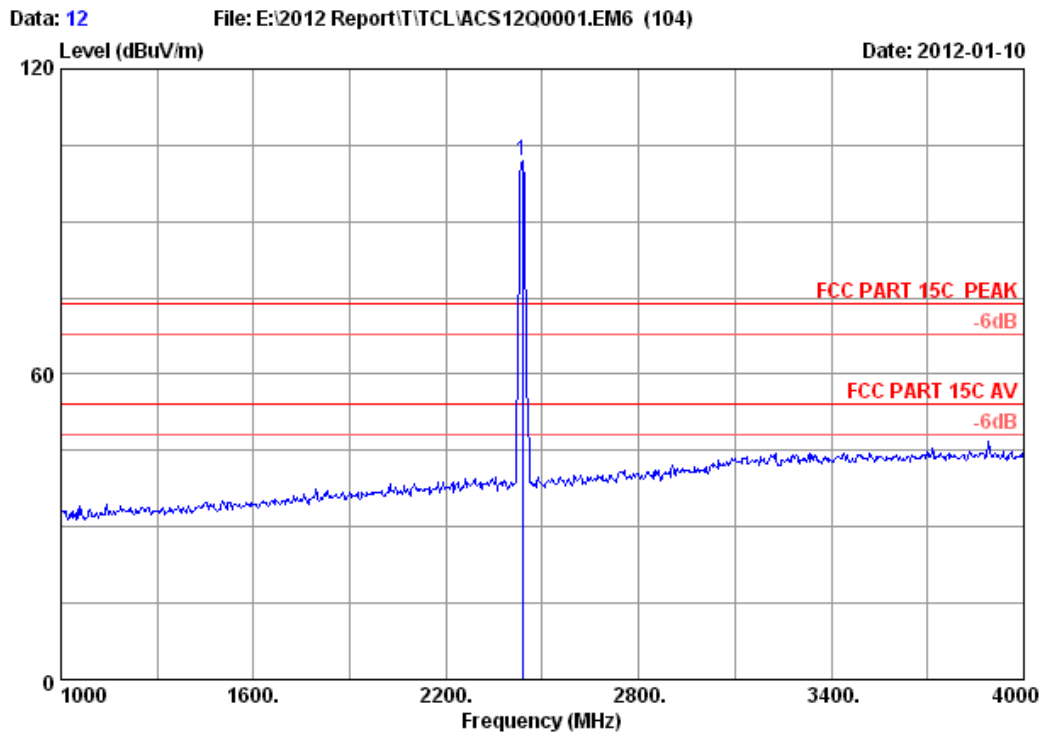


Site no. : 3m Chamber Data no. : 11
 Dis. / Ant. : 3m 2011 3115 4580 Ant. pol. : VERTICAL
 Limit : FCC PART 15C PEAK
 Env. / Ins. : 24.2*C/56% Engineer : Leo-Li
 EUT : Blu-ray Disc Player
 Power supply : AC 120V/60Hz
 Test mode : IEEE802.11b CH6 2437MHz Tx
 M/N : VBR140

	Freq.	Ant.	Cable	Amp.	Reading	Emission	Limits	Margin	Remark
	(MHz)	(dB/m)	loss	Factor	(dBuV)	Level	(dBuV/m)	(dB)	
			(dB)	(dB)		(dBuV/m)			
1	2437.000	28.03	6.06	34.44	93.97	93.62	74.00	-19.62	Peak

Remarks:

1. Emission Level= Antenna Factor + Cable Loss -Amp Factor + Reading.
2. The emission levels that are 20dB below the official limit are not reported.

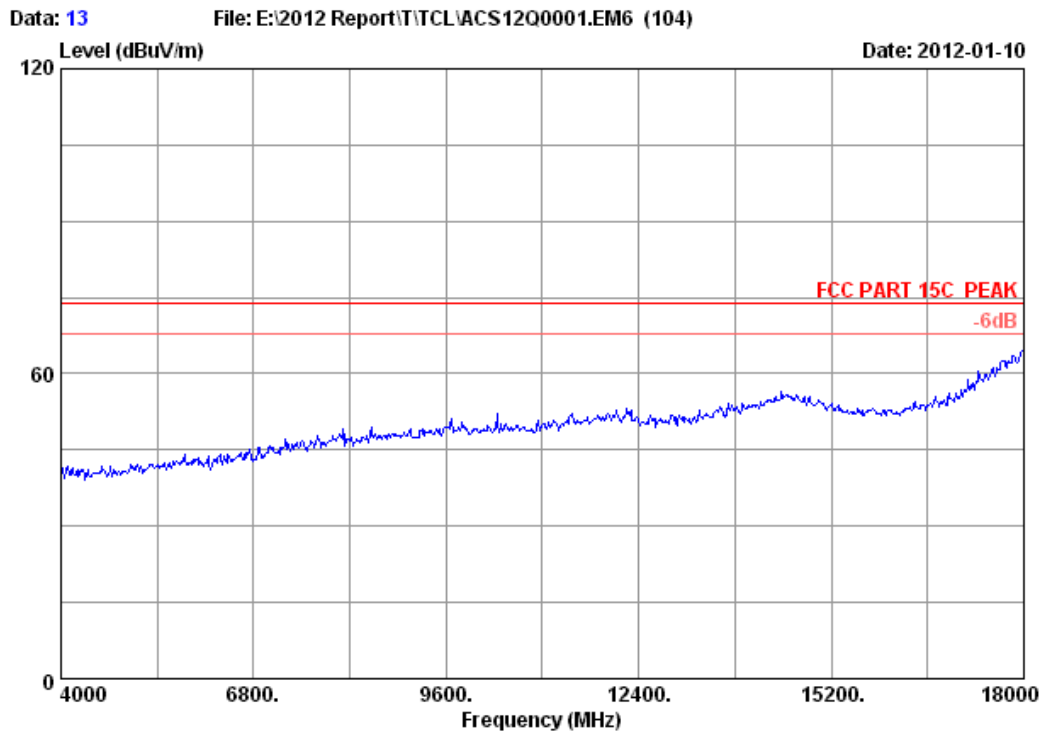


Site no. : 3m Chamber Data no. : 12
 Dis. / Ant. : 3m 2011 3115 4580 Ant. pol. : HORIZONTAL
 Limit : FCC PART 15C PEAK
 Env. / Ins. : 24.2°C/56% Engineer : Leo-Li
 EUT : Blu-ray Disc Player
 Power supply : AC 120V/60Hz
 Test mode : IEEE802.11b CH6 2437MHz Tx
 M/N : VBR140

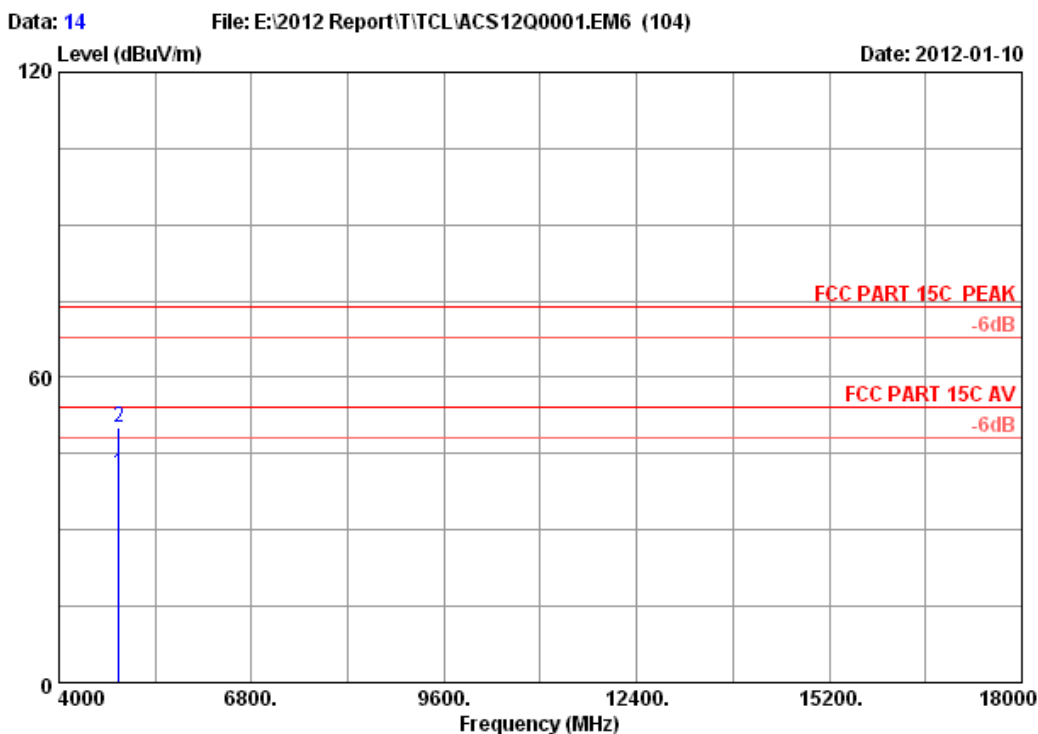
	Freq. (MHz)	Ant. Factor (dB/m)	Cable loss (dB)	Amp. Factor (dB)	Reading (dBuV)	Emission Level (dBuV/m)	Limits (dBuV/m)	Margin (dB)	Remark
1	2437.000	28.03	6.06	34.44	102.38	102.03	74.00	-28.03	Peak

Remarks:

1. Emission Level= Antenna Factor + Cable Loss -Amp Factor + Reading.
2. The emission levels that are 20dB below the official limit are not reported.



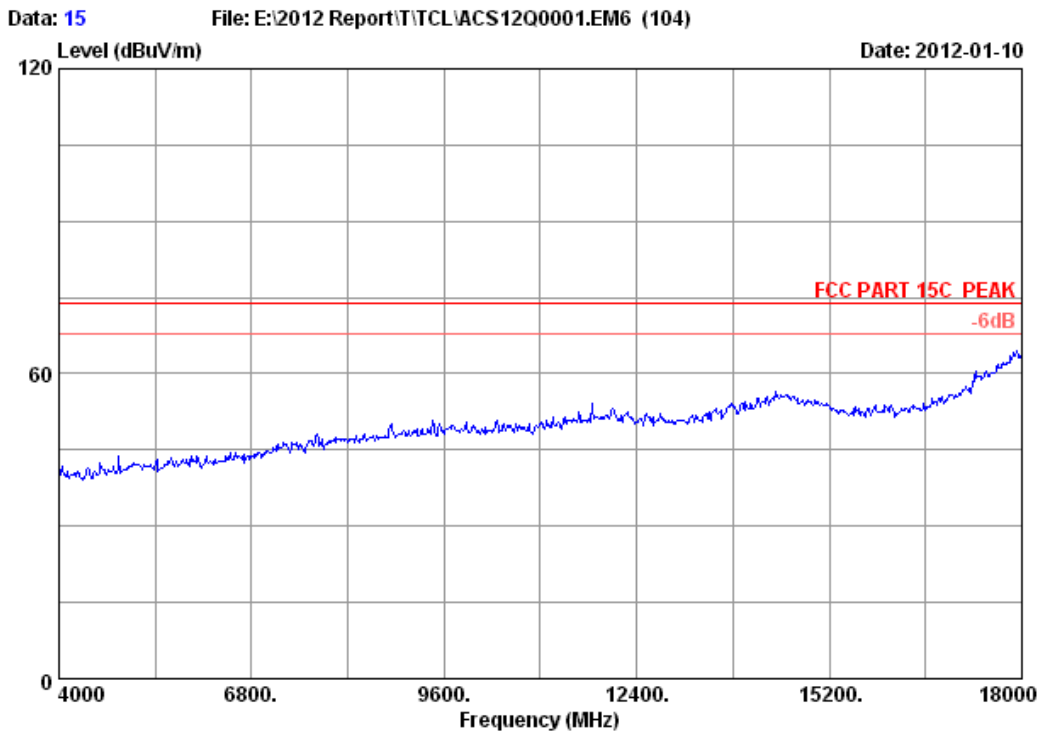
Site no.	: 3m Chamber	Data no.	: 13
Dis. / Ant.	: 3m 2011 3115 4580	Ant. pol.	: VERTICAL
Limit	: FCC PART 15C PEAK		
Env. / Ins.	: 24.2*C/56%	Engineer	: Leo-Li
EUT	: Blu-ray Disc Player		
Power supply	: AC 120V/60Hz		
Test mode	: IEEE802.11b CH6 2437MHz Tx		
M/N	: VBR140		



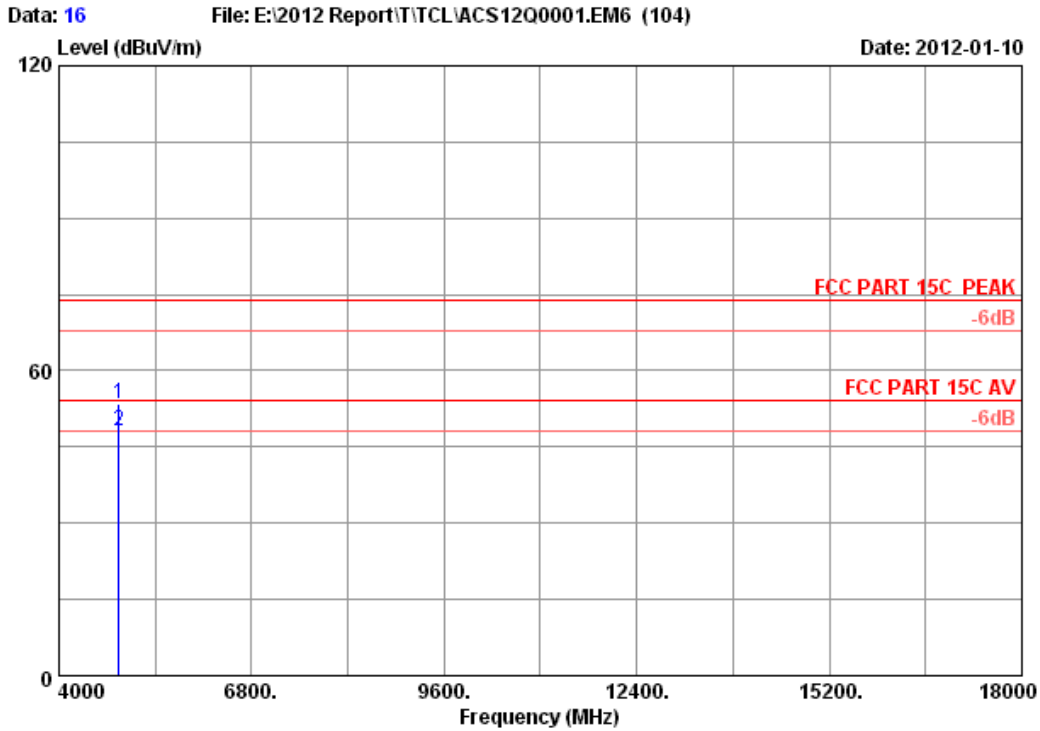
Site no. : 3m Chamber Data no. : 14
 Dis. / Ant. : 3m 2011 3115 4580 Ant. pol. : VERTICAL
 Limit : FCC PART 15C PEAK
 Env. / Ins. : 24.2*C/56% Engineer : Leo-Li
 EUT : Blu-ray Disc Player
 Power supply : AC 120V/60Hz
 Test mode : IEEE802.11b CH6 2437MHz Tx
 M/N : VBR140

	Freq. (MHz)	Ant. Factor (dB/m)	Cable loss (dB)	Amp. Factor (dB)	Reading (dBuV)	Emission Level (dBuV/m)	Limits (dBuV/m)	Margin (dB)	Remark
1	4874.000	32.98	8.58	34.60	34.02	40.98	54.00	13.02	Average
2	4874.000	32.98	8.58	34.60	43.30	50.26	74.00	23.74	Peak

Remarks:
 1. Emission Level= Antenna Factor + Cable Loss -Amp Factor + Reading.
 2. The emission levels that are 20dB below the official limit are not reported.



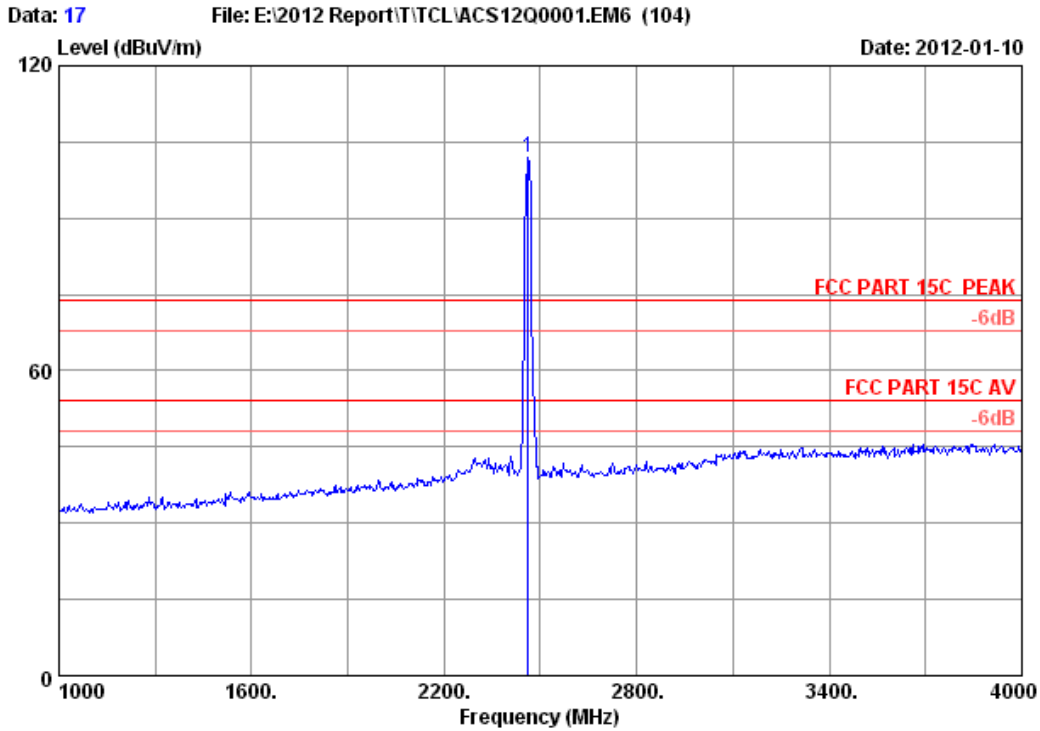
Site no. : 3m Chamber Data no. : 15
Dis. / Ant. : 3m 2011 3115 4580 Ant. pol. : HORIZONTAL
Limit : FCC PART 15C PEAK
Env. / Ins. : 24.2*C/56% Engineer : Leo-Li
EUT : Blu-ray Disc Player
Power supply : AC 120V/60Hz
Test mode : IEEE802.11b CH6 2437MHz Tx
M/N : VBR140



Site no. : 3m Chamber Data no. : 16
 Dis. / Ant. : 3m 2011 3115 4580 Ant. pol. : HORIZONTAL
 Limit : FCC PART 15C PEAK
 Env. / Ins. : 24.2*C/56% Engineer : Leo-Li
 EUT : Blu-ray Disc Player
 Power supply : AC 120V/60Hz
 Test mode : IEEE802.11b CH6 2437MHz Tx
 M/N : VBR140

	Ant. Factor (dB/m)	Cable loss (dB)	Amp. Factor (dB)	Reading (dBuV)	Emission Level (dBuV/m)	Limits (dBuV/m)	Margin (dB)	Remark
1	32.98	8.58	34.60	46.44	53.40	74.00	20.60	Peak
2	32.98	8.58	34.60	41.09	48.05	54.00	5.95	Average

- Remarks:
1. Emission Level= Antenna Factor + Cable Loss -Amp Factor + Reading.
 2. The emission levels that are 20dB below the official limit are not reported.

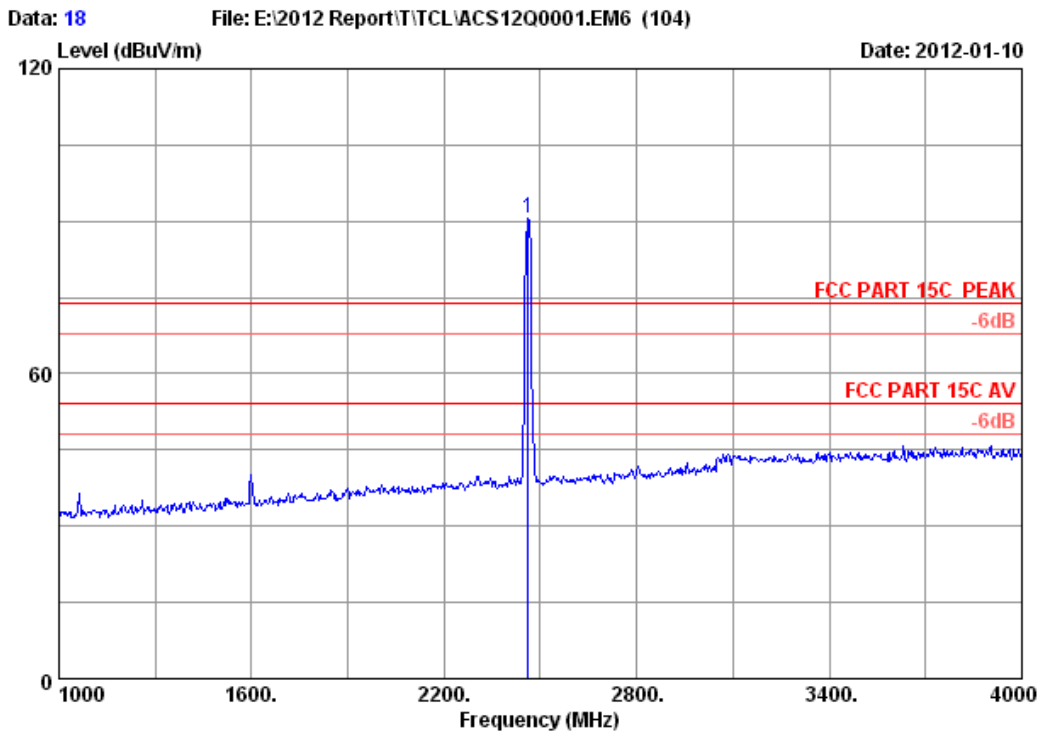


Site no. : 3m Chamber Data no. : 17
 Dis. / Ant. : 3m 2011 3115 4580 Ant. pol. : HORIZONTAL
 Limit : FCC PART 15C PEAK
 Env. / Ins. : 24.2*C/56% Engineer : Leo-Li
 EUT : Blu-ray Disc Player
 Power supply : AC 120V/60Hz
 Test mode : IEEE802.11b CH11 2462MHz Tx
 M/N : VBR140

	Freq. (MHz)	Ant. Factor (dB/m)	Cable loss (dB)	Amp. Factor (dB)	Reading (dBuV)	Emission			
						Level (dBuV/m)	Limits (dBuV/m)	Margin (dB)	Remark
1	2462.000	28.05	6.12	34.44	102.23	101.96	74.00	-27.96	Peak

Remarks:

1. Emission Level= Antenna Factor + Cable Loss -Amp Factor + Reading.
2. The emission levels that are 20dB below the official limit are not reported.

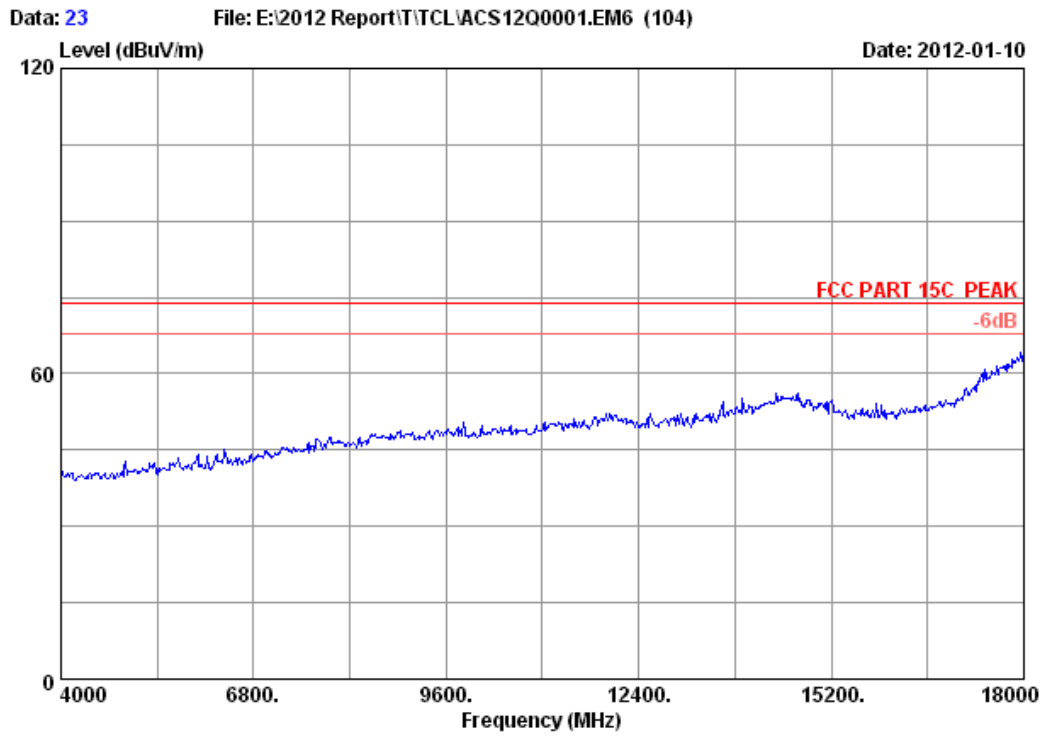


Site no. : 3m Chamber Data no. : 18
 Dis. / Ant. : 3m 2011 3115 4580 Ant. pol. : VERTICAL
 Limit : FCC PART 15C PEAK
 Env. / Ins. : 24.2*C/56% Engineer : Leo-Li
 EUT : Blu-ray Disc Player
 Power supply : AC 120V/60Hz
 Test mode : IEEE802.11b CH11 2462MHz Tx
 M/N : VBR140

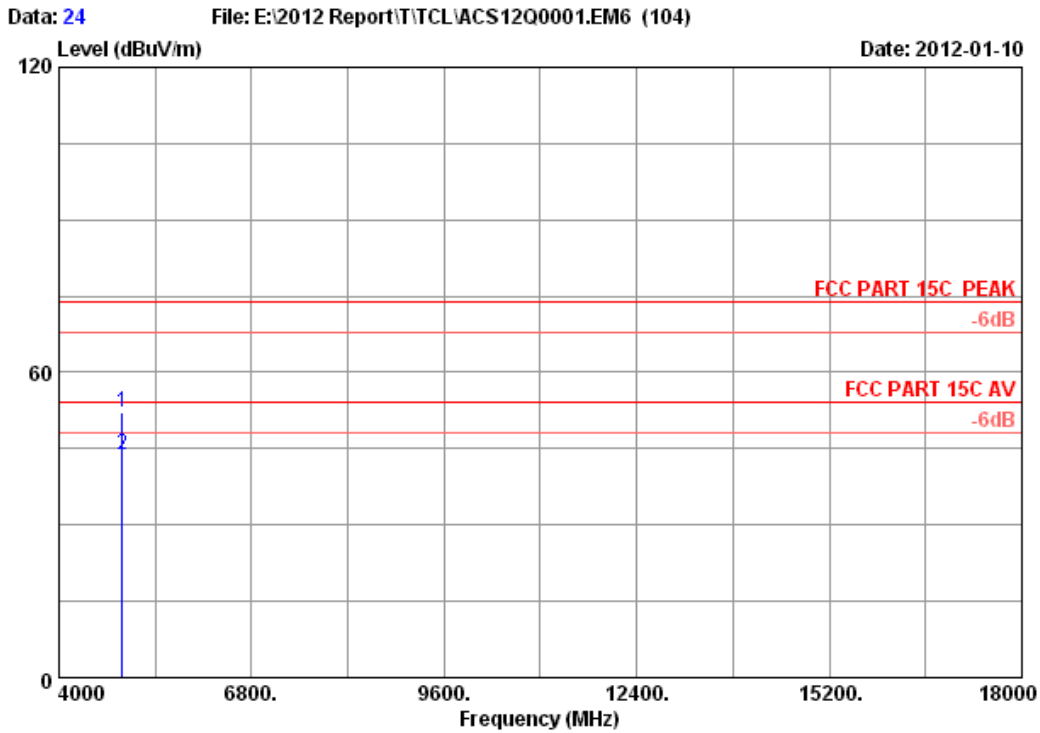
	Ant. Factor (dB/m)	Cable loss (dB)	Amp. Factor (dB)	Emission Reading (dBuV)	Emission Level (dBuV/m)	Limits (dBuV/m)	Margin (dB)	Remark
1	28.05	6.12	34.44	90.93	90.66	74.00	-16.66	Peak

Remarks:

1. Emission Level= Antenna Factor + Cable Loss -Amp Factor + Reading.
2. The emission levels that are 20dB below the official limit are not reported.



Site no.	: 3m Chamber	Data no.	: 23
Dis. / Ant.	: 3m 2011 3115 4580	Ant. pol.	: HORIZONTAL
Limit	: FCC PART 15C PEAK		
Env. / Ins.	: 24.2*C/56%	Engineer	: Leo-Li
EUT	: Blu-ray Disc Player		
Power supply	: AC 120V/60Hz		
Test mode	: IEEE802.11b CH11 2462MHz Tx		
M/N	: VBR140		



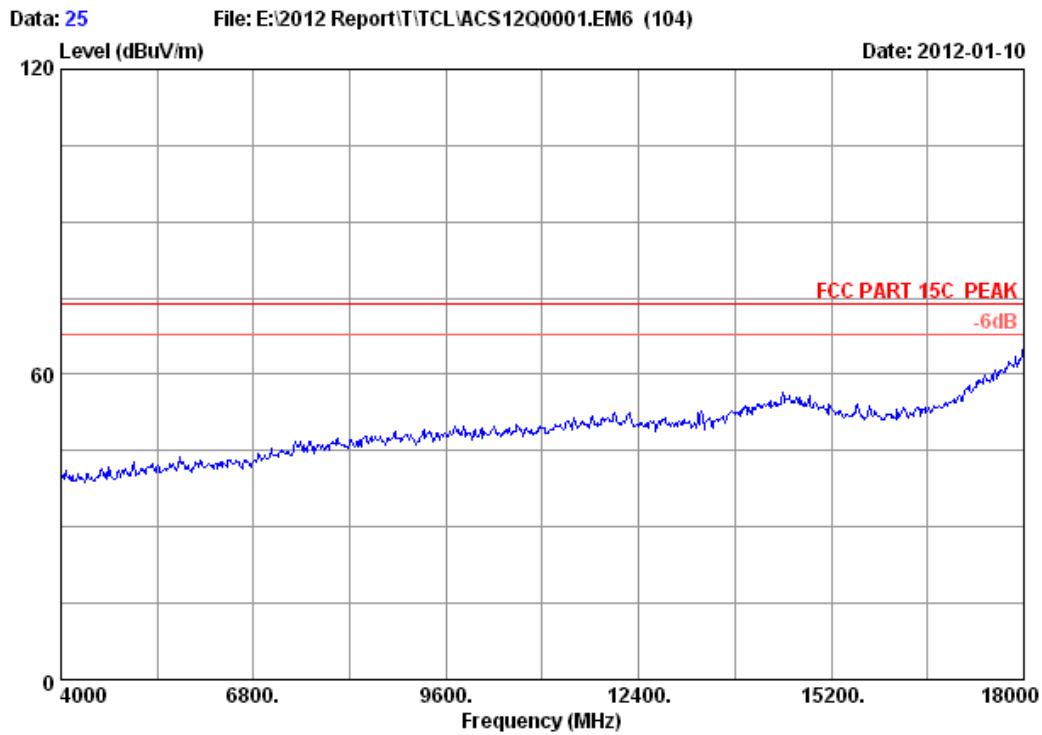
```

Site no.      : 3m Chamber           Data no.   : 24
Dis. / Ant.  : 3m 2011 3115 4580    Ant. pol.  : HORIZONTAL
Limit        : FCC PART 15C PEAK
Env. / Ins.  : 24.2*C/56%           Engineer   : Leo-Li
EUT          : Blu-ray Disc Player
Power supply : AC 120V/60Hz
Test mode    : IEEE802.11b CH11 2462MHz Tx
M/N          : VBR140
    
```

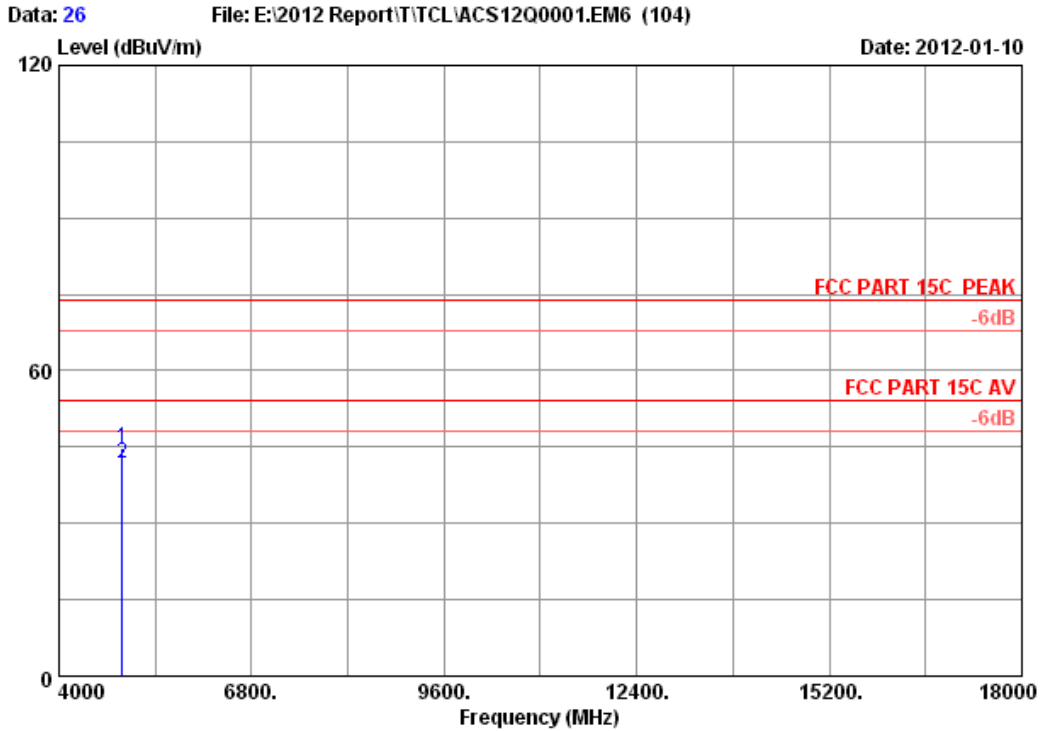
	Freq. (MHz)	Ant. Factor (dB/m)	Cable loss (dB)	Amp. Factor (dB)	Reading (dBuV)	Emission Level (dBuV/m)	Limits (dBuV/m)	Margin (dB)	Remark
1	4924.000	33.08	8.62	34.60	45.15	52.25	74.00	21.75	Peak
2	4924.000	33.08	8.62	34.60	36.82	43.92	54.00	10.08	Average

Remarks:

1. Emission Level= Antenna Factor + Cable Loss -Amp Factor + Reading.
2. The emission levels that are 20dB below the official limit are not reported.



Site no.	: 3m Chamber	Data no.	: 25
Dis. / Ant.	: 3m 2011 3115 4580	Ant. pol.	: VERTICAL
Limit	: FCC PART 15C PEAK		
Env. / Ins.	: 24.2*C/56%	Engineer	: Leo-Li
EUT	: Blu-ray Disc Player		
Power supply	: AC 120V/60Hz		
Test mode	: IEEE802.11b CH11 2462MHz Tx		
M/N	: VBR140		

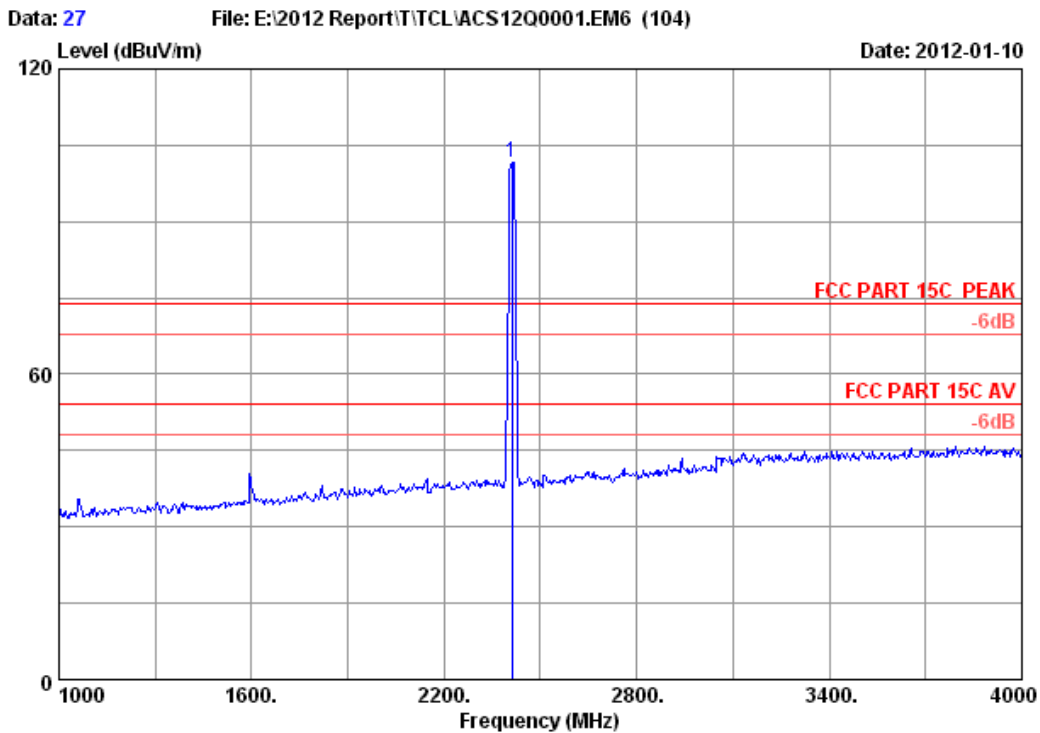


Site no. : 3m Chamber Data no. : 26
 Dis. / Ant. : 3m 2011 3115 4580 Ant. pol. : VERTICAL
 Limit : FCC PART 15C PEAK
 Env. / Ins. : 24.2*C/56% Engineer : Leo-Li
 EUT : Blu-ray Disc Player
 Power supply : AC 120V/60Hz
 Test mode : IEEE802.11b CH11 2462MHz Tx
 M/N : VBR140

	Freq. (MHz)	Ant. Factor (dB/m)	Cable loss (dB)	Amp. Factor (dB)	Reading (dBuV)	Emission Level (dBuV/m)	Limits (dBuV/m)	Margin (dB)	Remark
1	4924.000	33.08	8.62	34.60	37.55	44.65	74.00	29.35	Peak
2	4924.000	33.08	8.62	34.60	34.56	41.66	54.00	12.34	Average

Remarks:

1. Emission Level= Antenna Factor + Cable Loss -Amp Factor + Reading.
2. The emission levels that are 20dB below the official limit are not reported.

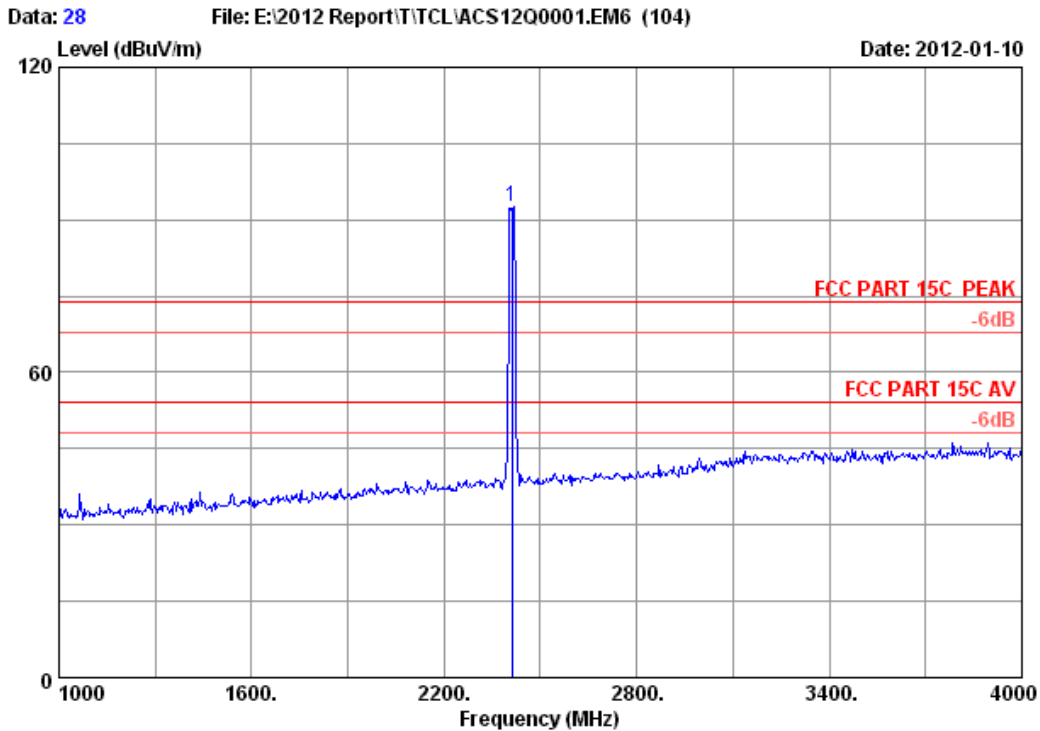


Site no. : 3m Chamber Data no. : 27
 Dis. / Ant. : 3m 2011 3115 4580 Ant. pol. : HORIZONTAL
 Limit : FCC PART 15C PEAK
 Env. / Ins. : 24.2*C/56% Engineer : Leo-Li
 EUT : Blu-ray Disc Player
 Power supply : AC 120V/60Hz
 Test mode : IEEE802.11g CH1 2412MHz Tx
 M/N : VBR140

	Freq. (MHz)	Ant. Factor (dB/m)	Cable loss (dB)	Amp. Factor (dB)	Reading (dBuV)	Emission Level (dBuV/m)	Limits (dBuV/m)	Margin (dB)	Remark
1	2412.000	27.98	6.03	34.44	102.21	101.78	74.00	-27.78	Peak

Remarks:

1. Emission Level= Antenna Factor + Cable Loss -Amp Factor + Reading.
2. The emission levels that are 20dB below the official limit are not reported.

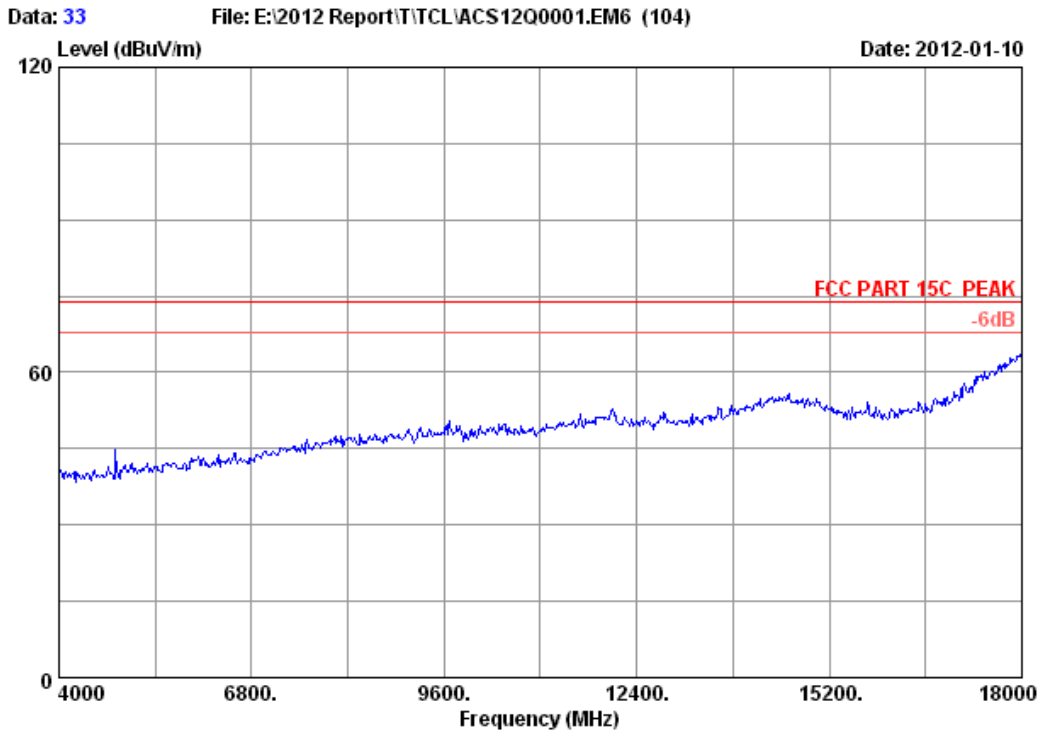


Site no. : 3m Chamber Data no. : 28
 Dis. / Ant. : 3m 2011 3115 4580 Ant. pol. : VERTICAL
 Limit : FCC PART 15C PEAK
 Env. / Ins. : 24.2*C/56% Engineer : Leo-Li
 EUT : Blu-ray Disc Player
 Power supply : AC 120V/60Hz
 Test mode : IEEE802.11g CH1 2412MHz Tx
 M/N : VBR140

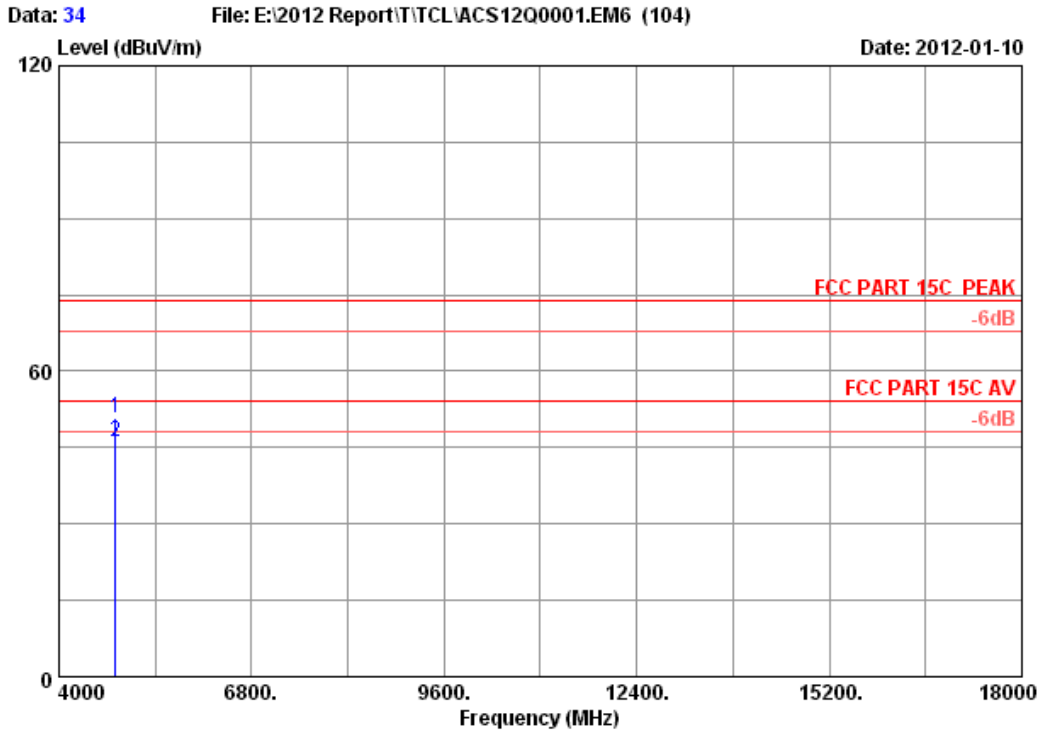
	Freq. (MHz)	Ant. Factor (dB/m)	Cable loss (dB)	Amp. Factor (dB)	Reading (dBuV)	Emission			Remark
						Level (dBuV/m)	Limits (dBuV/m)	Margin (dB)	
1	2412.000	27.98	6.03	34.44	92.92	92.49	74.00	-18.49	Peak

Remarks:

- Emission Level= Antenna Factor + Cable Loss -Amp Factor + Reading.
- The emission levels that are 20dB below the official limit are not reported.



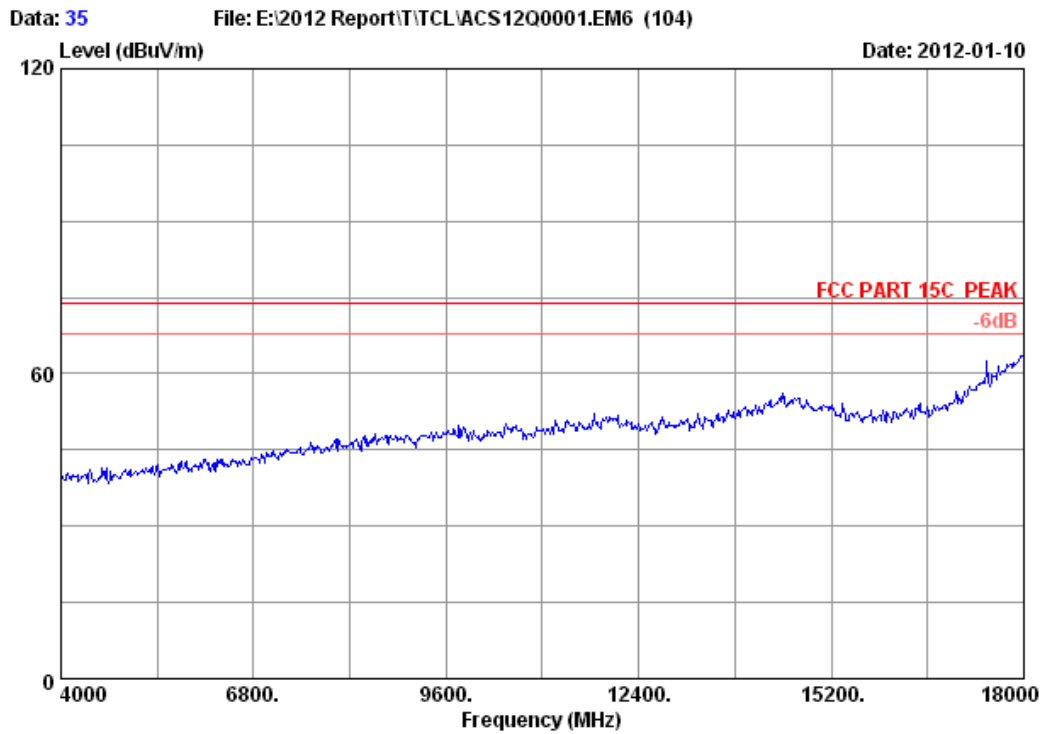
Site no.	: 3m Chamber	Data no.	: 33
Dis. / Ant.	: 3m 2011 3115 4580	Ant. pol.	: HORIZONTAL
Limit	: FCC PART 15C PEAK		
Env. / Ins.	: 24.2*C/56%	Engineer	: Leo-Li
EUT	: Blu-ray Disc Player		
Power supply	: AC 120V/60Hz		
Test mode	: IEEE802.11g CH1 2412MHz Tx		
M/N	: VBR140		



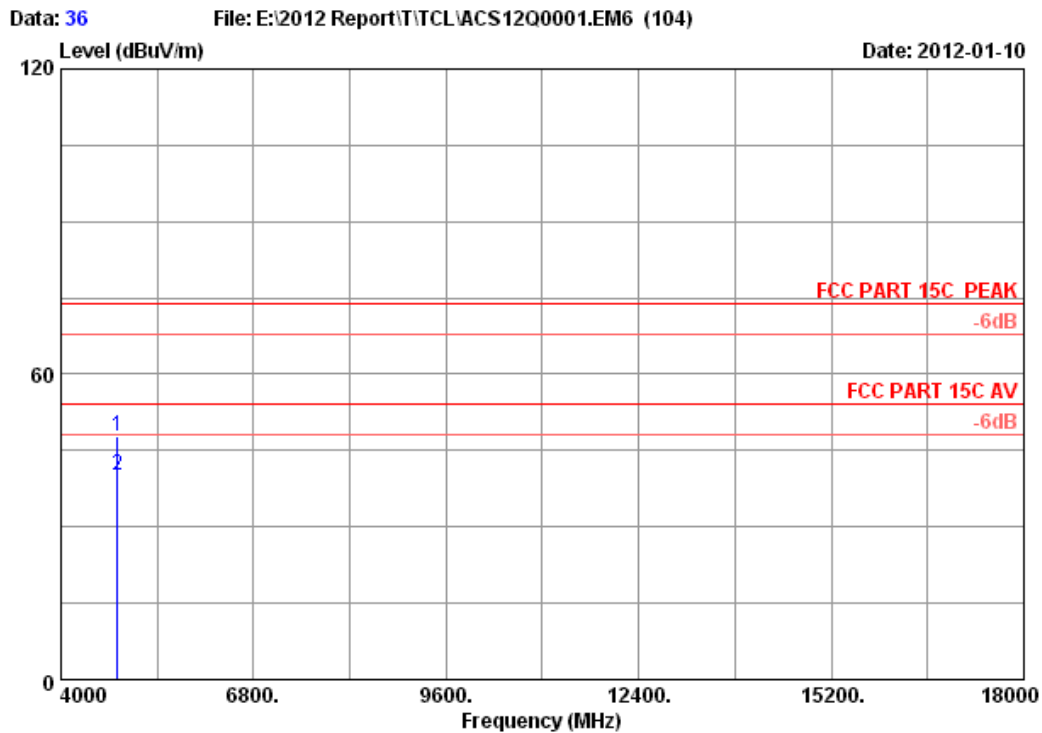
Site no. : 3m Chamber Data no. : 34
 Dis. / Ant. : 3m 2011 3115 4580 Ant. pol. : HORIZONTAL
 Limit : FCC PART 15C PEAK
 Env. / Ins. : 24.2*C/56% Engineer : Leo-Li
 EUT : Blu-ray Disc Player
 Power supply : AC 120V/60Hz
 Test mode : IEEE802.11g CH1 2412MHz Tx
 M/N : VBR140

	Freq. (MHz)	Ant. Factor (dB/m)	Cable loss (dB)	Amp. Factor (dB)	Reading (dBuV)	Emission Level (dBuV/m)	Limits (dBuV/m)	Margin (dB)	Remark
1	4824.000	32.89	8.53	34.60	44.06	50.88	74.00	23.12	Peak
2	4824.000	32.89	8.53	34.60	39.17	45.99	54.00	8.01	Average

Remarks:
 1. Emission Level= Antenna Factor + Cable Loss -Amp Factor + Reading.
 2. The emission levels that are 20dB below the official limit are not reported.



Site no. : 3m Chamber Data no. : 35
Dis. / Ant. : 3m 2011 3115 4580 Ant. pol. : VERTICAL
Limit : FCC PART 15C PEAK
Env. / Ins. : 24.2*C/56% Engineer : Leo-Li
EUT : Blu-ray Disc Player
Power supply : AC 120V/60Hz
Test mode : IEEE802.11g CH1 2412MHz Tx
M/N : VBR140

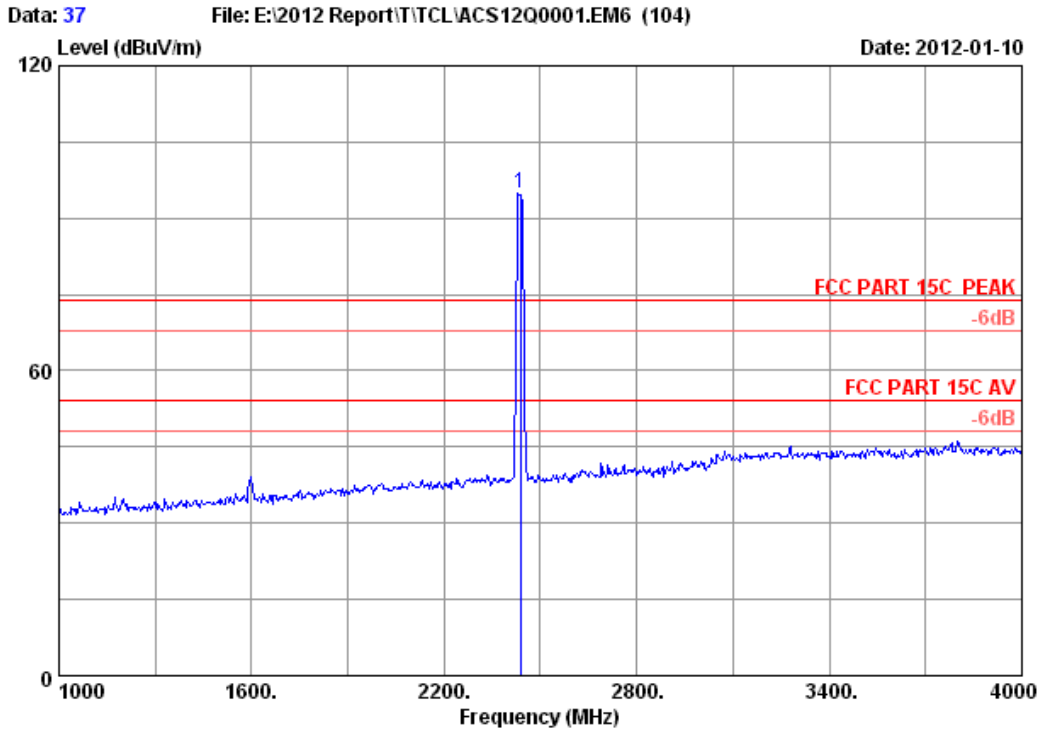


Site no. : 3m Chamber Data no. : 36
 Dis. / Ant. : 3m 2011 3115 4580 Ant. pol. : VERTICAL
 Limit : FCC PART 15C PEAK
 Env. / Ins. : 24.2*C/56% Engineer : Leo-Li
 EUT : Blu-ray Disc Player
 Power supply : AC 120V/60Hz
 Test mode : IEEE802.11g CH1 2412MHz Tx
 M/N : VBR140

	Freq. (MHz)	Ant. Factor (dB/m)	Cable loss (dB)	Amp. Factor (dB)	Reading (dBuV)	Emission Level (dBuV/m)	Limits (dBuV/m)	Margin (dB)	Remark
1	4824.000	32.89	8.53	34.60	41.06	47.88	74.00	26.12	Peak
2	4824.000	32.89	8.53	34.60	33.31	40.13	54.00	13.87	Average

Remarks:

1. Emission Level= Antenna Factor + Cable Loss -Amp Factor + Reading.
2. The emission levels that are 20dB below the official limit are not reported.

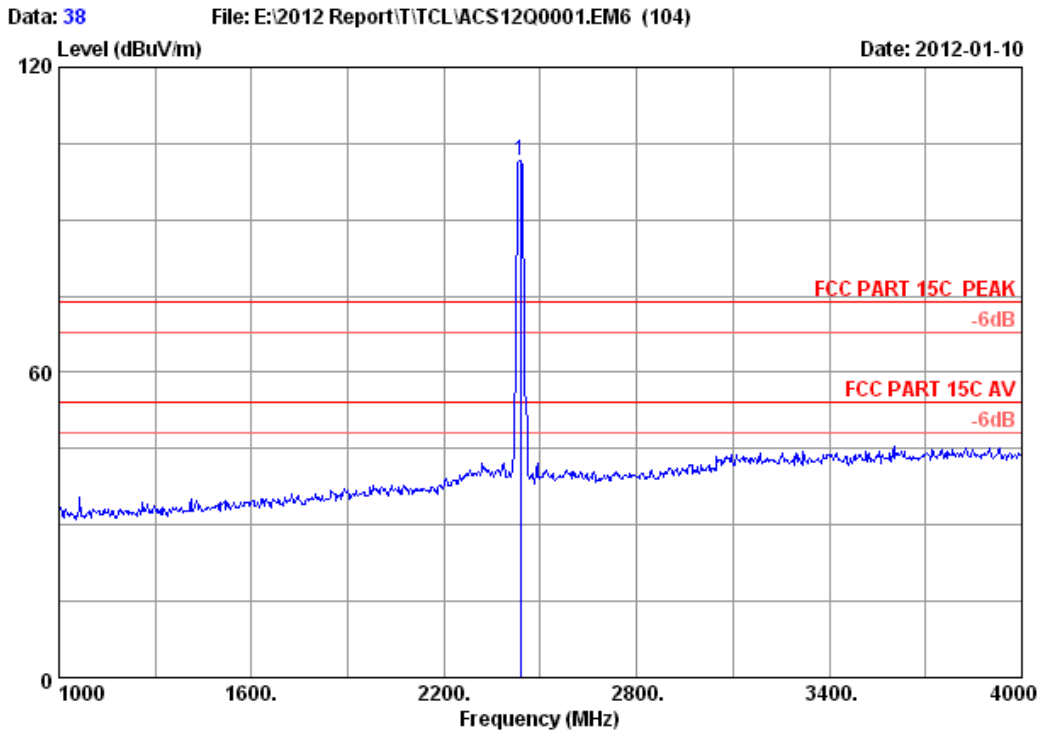


Site no. : 3m Chamber Data no. : 37
 Dis. / Ant. : 3m 2011 3115 4580 Ant. pol. : VERTICAL
 Limit : FCC PART 15C PEAK
 Env. / Ins. : 24.2*C/56% Engineer : Leo-Li
 EUT : Blu-ray Disc Player
 Power supply : AC 120V/60Hz
 Test mode : IEEE802.11g CH6 2437MHz Tx
 M/N : VBR140

	Ant. Factor (dB/m)	Cable loss (dB)	Amp. Factor (dB)	Emission Reading (dBuV)	Emission Level (dBuV/m)	Limits (dBuV/m)	Margin (dB)	Remark
1	28.03	6.06	34.44	95.20	94.85	74.00	-20.85	Peak

Remarks:

1. Emission Level= Antenna Factor + Cable Loss -Amp Factor + Reading.
2. The emission levels that are 20dB below the official limit are not reported.

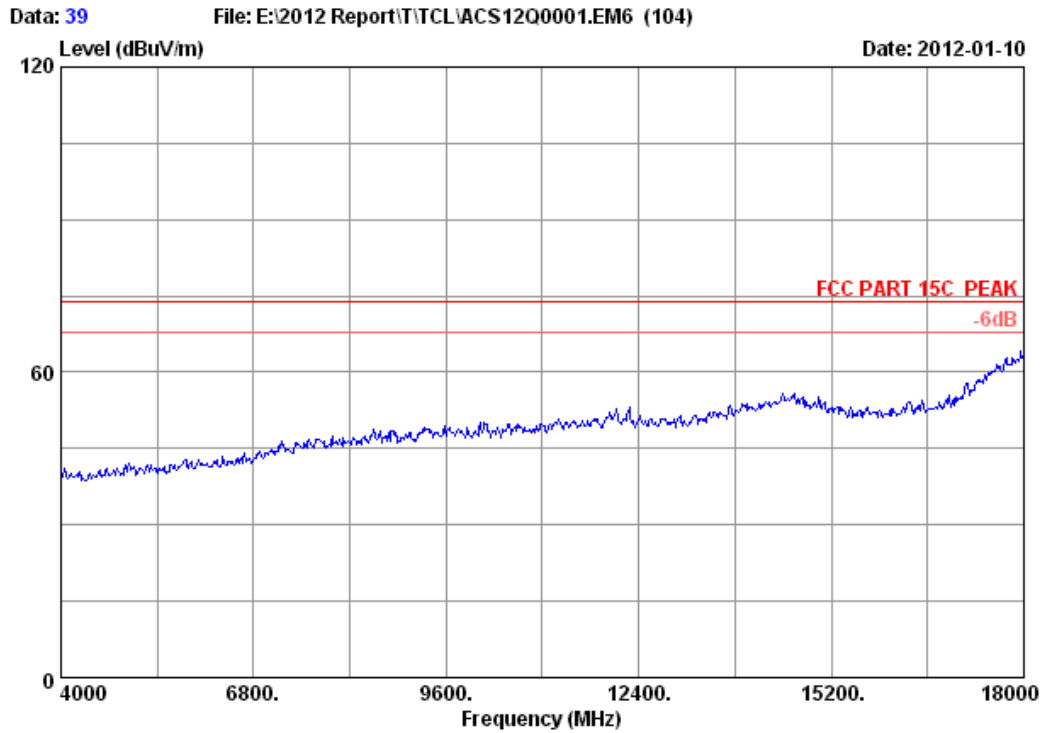


Site no. : 3m Chamber Data no. : 38
 Dis. / Ant. : 3m 2011 3115 4580 Ant. pol. : HORIZONTAL
 Limit : FCC PART 15C PEAK
 Env. / Ins. : 24.2*C/56% Engineer : Leo-Li
 EUT : Blu-ray Disc Player
 Power supply : AC 120V/60Hz
 Test mode : IEEE802.11g CH6 2437MHz Tx
 M/N : VBR140

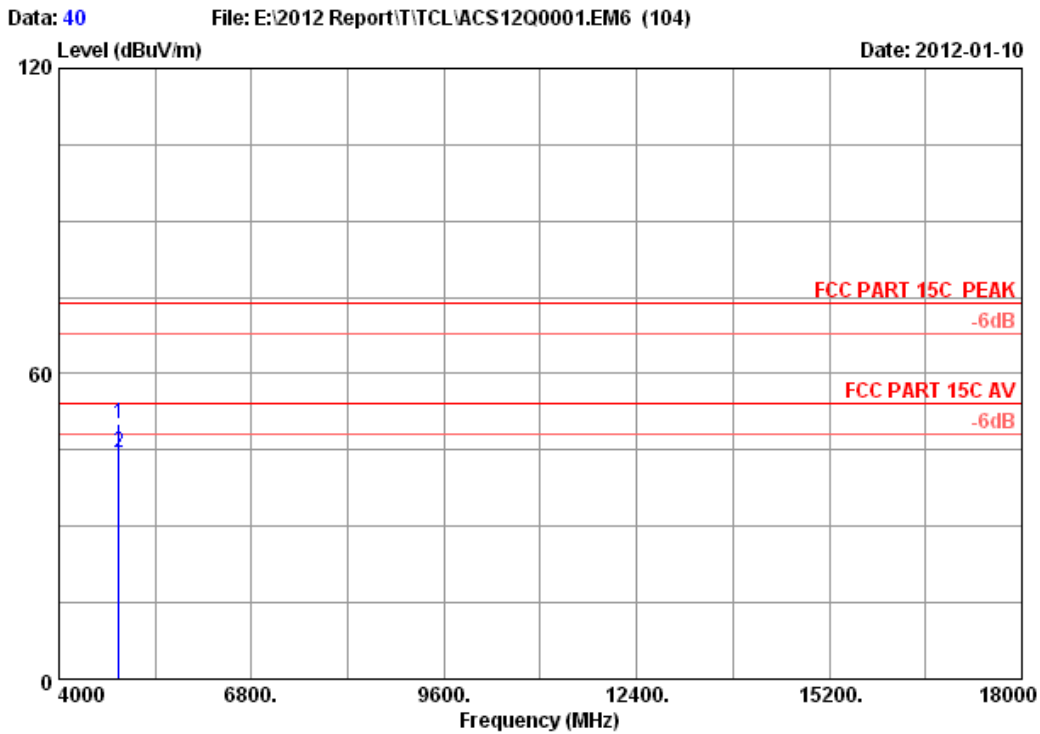
	Freq. (MHz)	Ant. Factor (dB/m)	Cable loss (dB)	Amp. Factor (dB)	Reading (dBuV)	Emission			
						Level (dBuV/m)	Limits (dBuV/m)	Margin (dB)	
1	2437.000	28.03	6.06	34.44	102.03	101.68	74.00	-27.68	Peak

Remarks:

1. Emission Level= Antenna Factor + Cable Loss -Amp Factor + Reading.
2. The emission levels that are 20dB below the official limit are not reported.



Site no. : 3m Chamber Data no. : 39
Dis. / Ant. : 3m 2011 3115 4580 Ant. pol. : VERTICAL
Limit : FCC PART 15C PEAK
Env. / Ins. : 24.2*C/56% Engineer : Leo-Li
EUT : Blu-ray Disc Player
Power supply : AC 120V/60Hz
Test mode : IEEE802.11g CH6 2437MHz Tx
M/N : VBR140

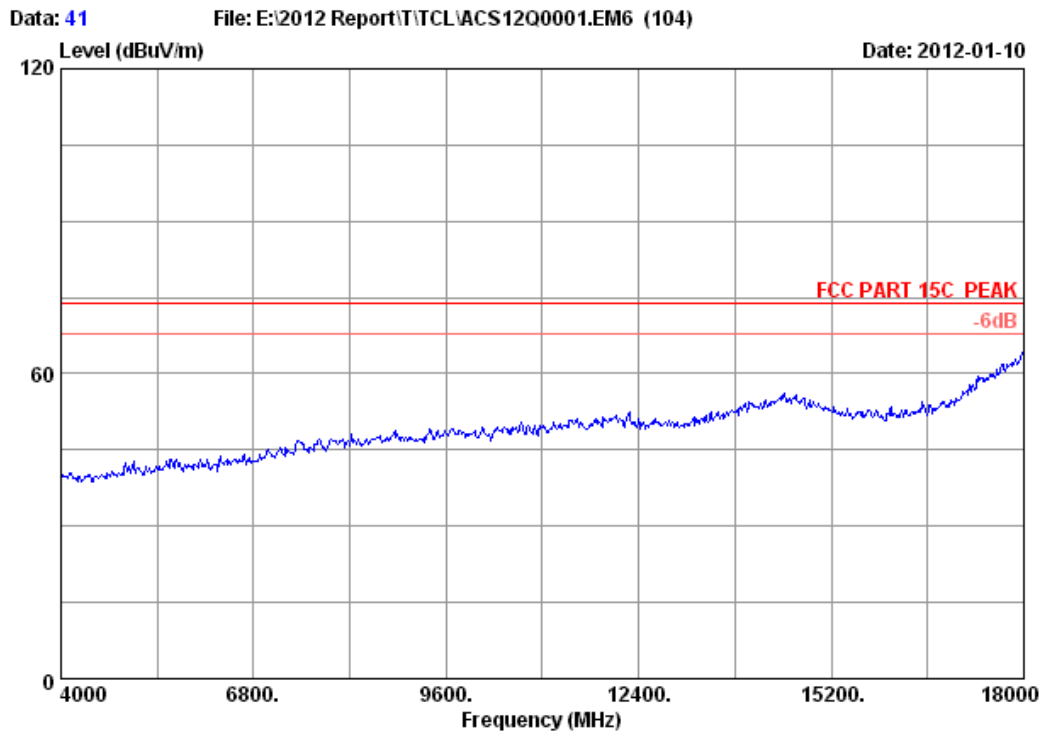


Site no. : 3m Chamber Data no. : 40
 Dis. / Ant. : 3m 2011 3115 4580 Ant. pol. : VERTICAL
 Limit : FCC PART 15C PEAK
 Env. / Ins. : 24.2*C/56% Engineer : Leo-Li
 EUT : Blu-ray Disc Player
 Power supply : AC 120V/60Hz
 Test mode : IEEE802.11g CH6 2437MHz Tx
 M/N : VBR140

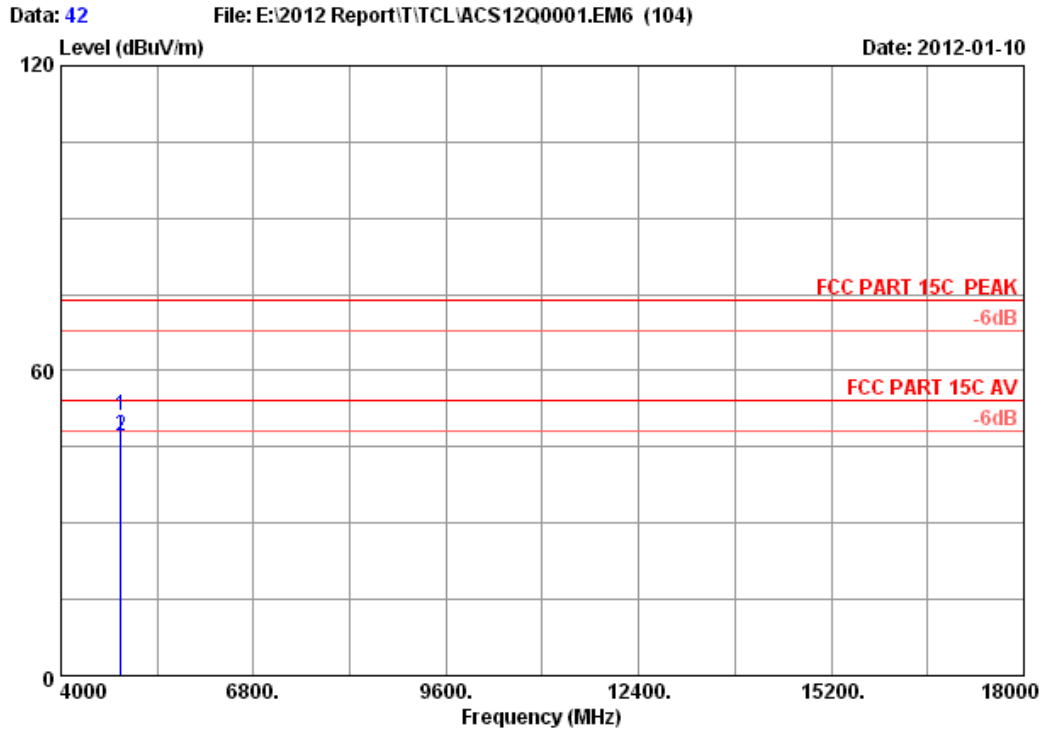
	Freq. (MHz)	Ant. Factor (dB/m)	Cable loss (dB)	Amp. Factor (dB)	Reading (dBuV)	Emission Level (dBuV/m)	Limits (dBuV/m)	Margin (dB)	Remark
1	4874.000	32.98	8.58	34.60	43.14	50.10	74.00	23.90	Peak
2	4874.000	32.98	8.58	34.60	37.52	44.48	54.00	9.52	Average

Remarks:

- Emission Level= Antenna Factor + Cable Loss -Amp Factor + Reading.
- The emission levels that are 20dB below the official limit are not reported.



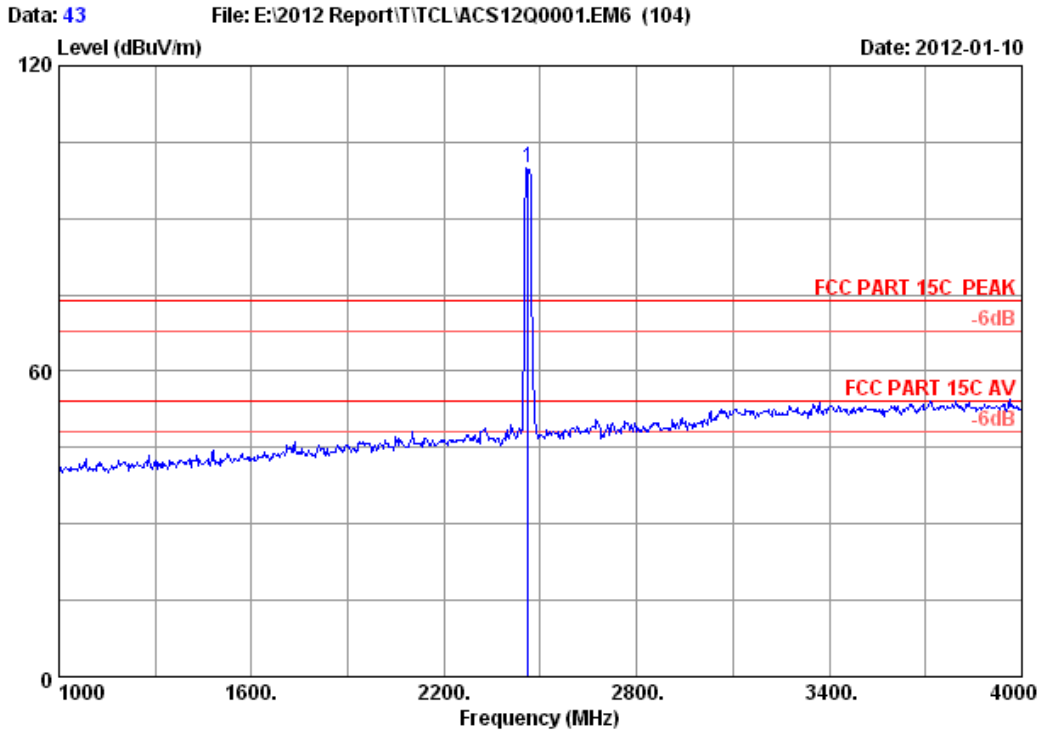
Site no.	: 3m Chamber	Data no.	: 41
Dis. / Ant.	: 3m 2011 3115 4580	Ant. pol.	: HORIZONTAL
Limit	: FCC PART 15C PEAK		
Env. / Ins.	: 24.2*C/56%	Engineer	: Leo-Li
EUT	: Blu-ray Disc Player		
Power supply	: AC 120V/60Hz		
Test mode	: IEEE802.11g CH6 2437MHz Tx		
M/N	: VBR140		



Site no. : 3m Chamber Data no. : 42
 Dis. / Ant. : 3m 2011 3115 4580 Ant. pol. : HORIZONTAL
 Limit : FCC PART 15C PEAK
 Env. / Ins. : 24.2*C/56% Engineer : Leo-Li
 EUT : Blu-ray Disc Player
 Power supply : AC 120V/60Hz
 Test mode : IEEE802.11g CH6 2437MHz Tx
 M/N : VBR140

	Freq. (MHz)	Ant. Factor (dB/m)	Cable loss (dB)	Amp. Factor (dB)	Reading (dBuV)	Emission Level (dBuV/m)	Limits (dBuV/m)	Margin (dB)	Remark
1	4874.000	32.98	8.58	34.60	44.25	51.21	74.00	22.79	Peak
2	4874.000	32.98	8.58	34.60	40.03	46.99	54.00	7.01	Average

Remarks:
 1. Emission Level= Antenna Factor + Cable Loss -Amp Factor + Reading.
 2. The emission levels that are 20dB below the official limit are not reported.

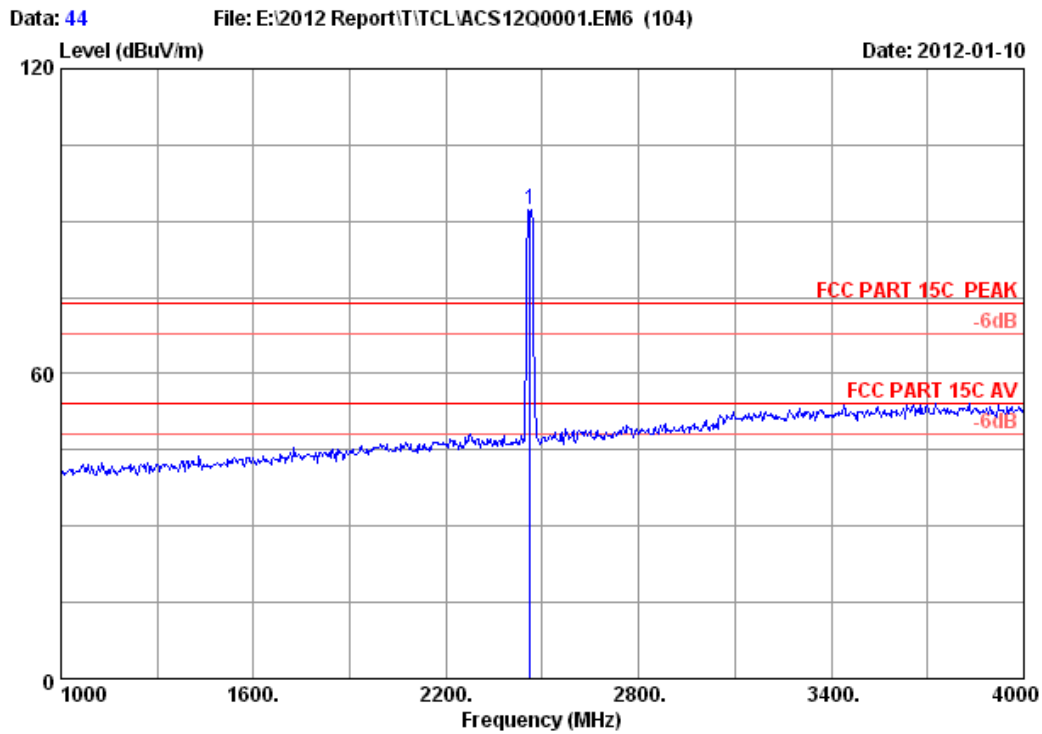


Site no. : 3m Chamber Data no. : 43
 Dis. / Ant. : 3m 2011 3115 4580 Ant. pol. : HORIZONTAL
 Limit : FCC PART 15C PEAK
 Env. / Ins. : 24.2*C/56% Engineer : Leo-Li
 EUT : Blu-ray Disc Player
 Power supply : AC 120V/60Hz
 Test mode : IEEE802.11g CH11 2462MHz Tx
 M/N : VBR140

	Freq. (MHz)	Ant. Factor (dB/m)	Cable loss (dB)	Amp. Factor (dB)	Reading (dBuV)	Emission			Remark
						Level (dBuV/m)	Limits (dBuV/m)	Margin (dB)	
1	2462.000	28.05	6.12	34.44	100.07	99.80	74.00	-25.80	Peak

Remarks:

1. Emission Level= Antenna Factor + Cable Loss -Amp Factor + Reading.
2. The emission levels that are 20dB below the official limit are not reported.

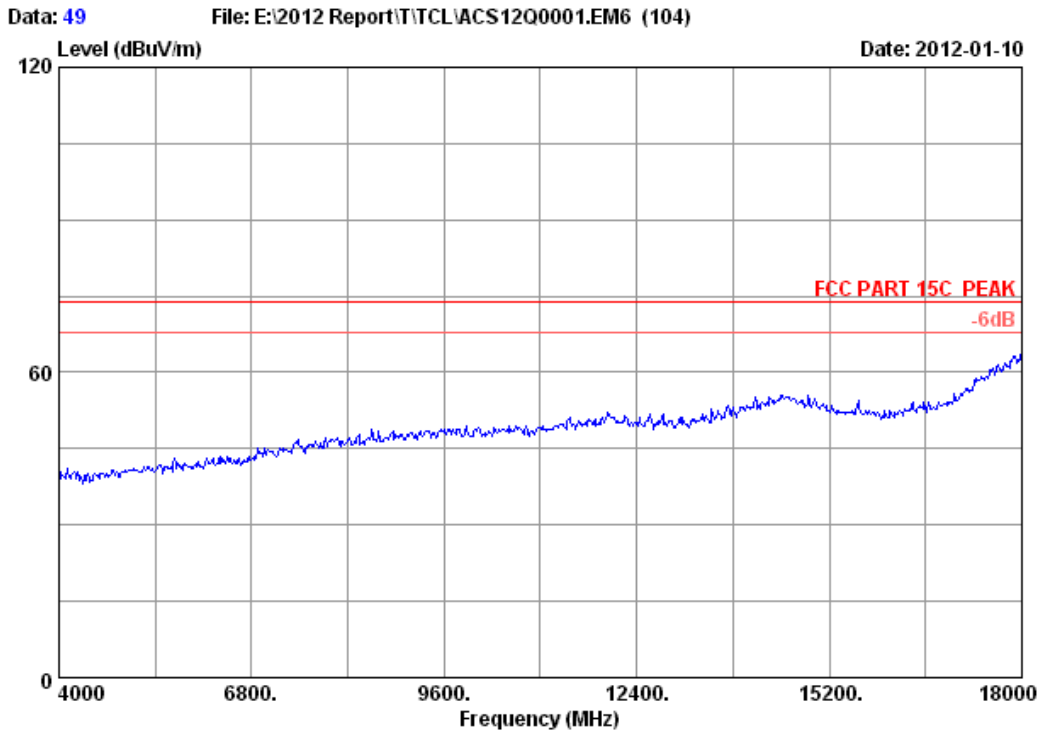


Site no. : 3m Chamber Data no. : 44
 Dis. / Ant. : 3m 2011 3115 4580 Ant. pol. : VERTICAL
 Limit : FCC PART 15C PEAK
 Env. / Ins. : 24.2*C/56% Engineer : Leo-Li
 EUT : Blu-ray Disc Player
 Power supply : AC 120V/60Hz
 Test mode : IEEE802.11g CH11 2462MHz Tx
 M/N : VBR140

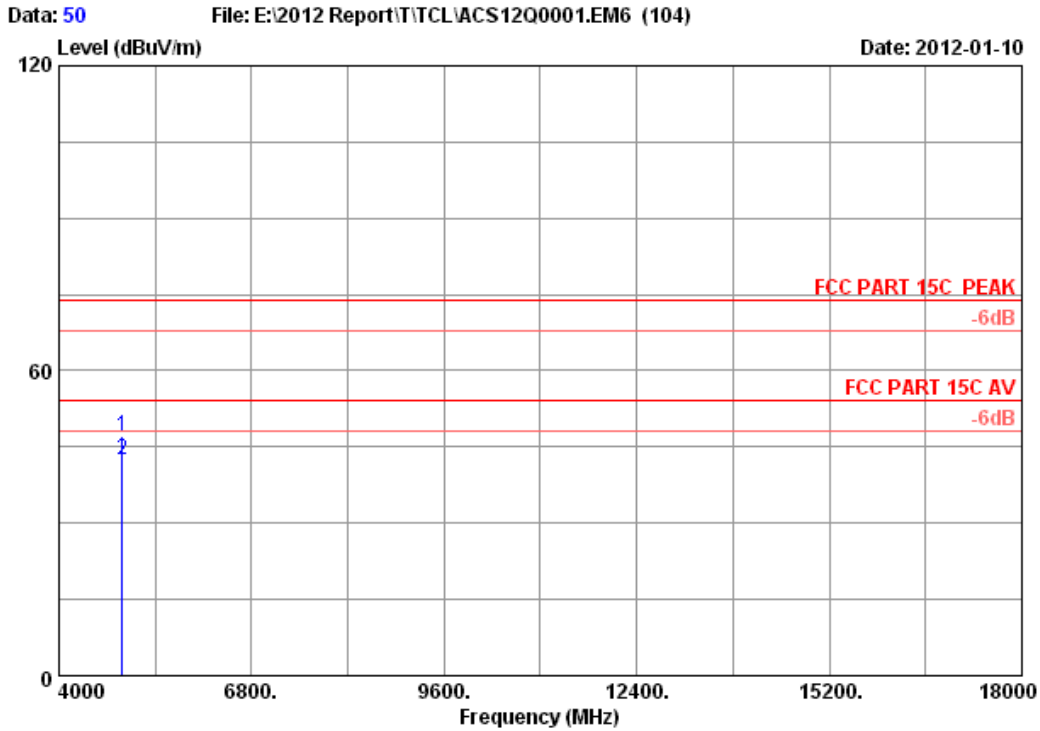
	Freq. (MHz)	Ant. Factor (dB/m)	Cable loss (dB)	Amp. Factor (dB)	Reading (dBuV)	Emission			Remark
						Level (dBuV/m)	Limits (dBuV/m)	Margin (dB)	
1	2462.000	28.05	6.12	34.44	92.67	92.40	74.00	-18.40	Peak

Remarks:

1. Emission Level= Antenna Factor + Cable Loss -Amp Factor + Reading.
2. The emission levels that are 20dB below the official limit are not reported.



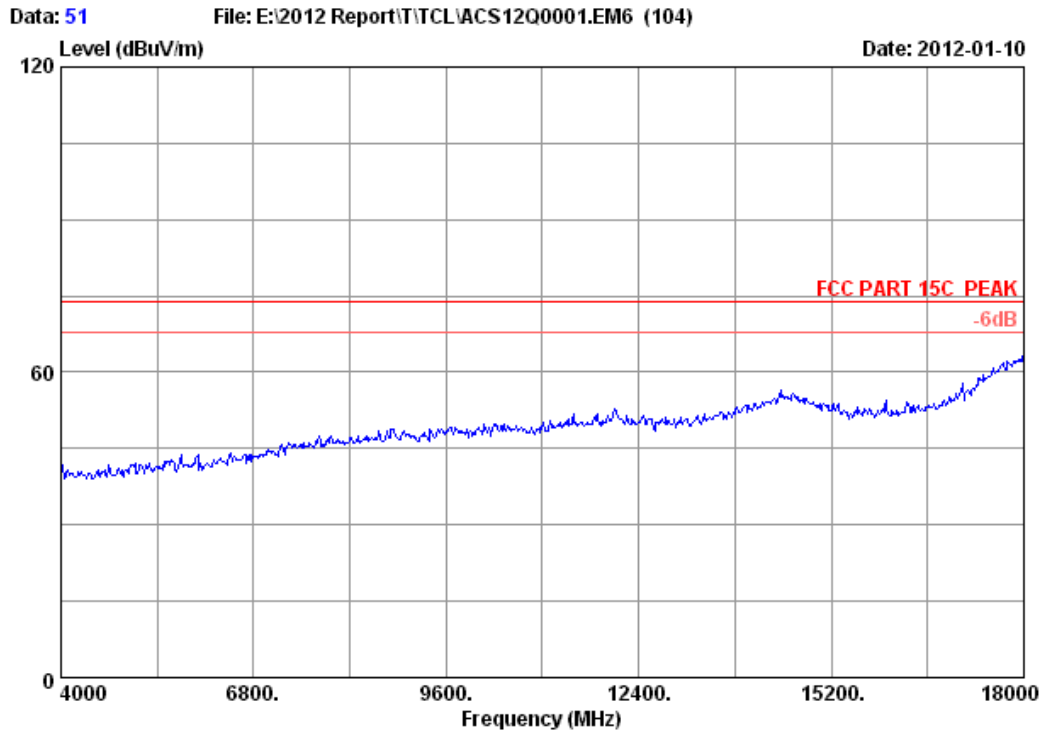
Site no.	: 3m Chamber	Data no.	: 49
Dis. / Ant.	: 3m 2011 3115 4580	Ant. pol.	: VERTICAL
Limit	: FCC PART 15C PEAK		
Env. / Ins.	: 24.2*C/56%	Engineer	: Leo-Li
EUT	: Blu-ray Disc Player		
Power supply	: AC 120V/60Hz		
Test mode	: IEEE802.11g CH11 2462MHz Tx		
M/N	: VBR140		



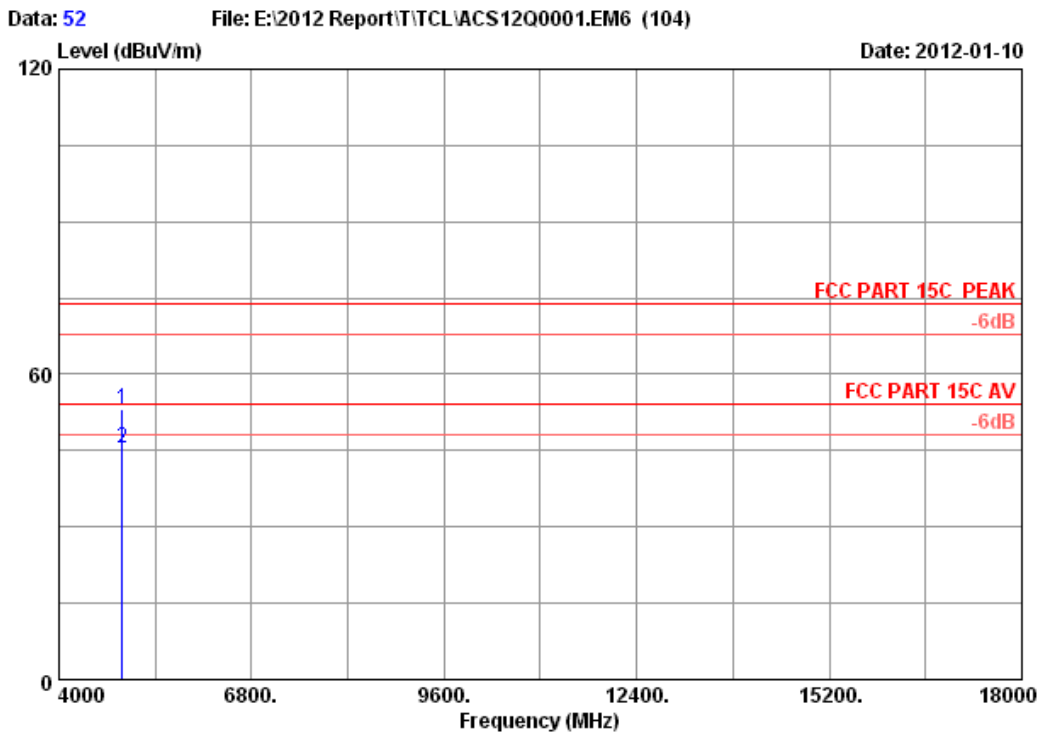
Site no. : 3m Chamber Data no. : 50
 Dis. / Ant. : 3m 2011 3115 4580 Ant. pol. : VERTICAL
 Limit : FCC PART 15C PEAK
 Env. / Ins. : 24.2*C/56% Engineer : Leo-Li
 EUT : Blu-ray Disc Player
 Power supply : AC 120V/60Hz
 Test mode : IEEE802.11g CH11 2462MHz Tx
 M/N : VBR140

	Ant. Factor (dB/m)	Cable loss (dB)	Amp. Factor (dB)	Reading (dBuV)	Emission Level (dBuV/m)	Limits (dBuV/m)	Margin (dB)	Remark
1	33.08	8.62	34.60	40.15	47.25	74.00	26.75	Peak
2	33.08	8.62	34.60	35.38	42.48	54.00	11.52	Average

- Remarks:
1. Emission Level= Antenna Factor + Cable Loss -Amp Factor + Reading.
 2. The emission levels that are 20dB below the official limit are not reported.



Site no. : 3m Chamber Data no. : 51
Dis. / Ant. : 3m 2011 3115 4580 Ant. pol. : HORIZONTAL
Limit : FCC PART 15C PEAK
Env. / Ins. : 24.2*C/56% Engineer : Leo-Li
EUT : Blu-ray Disc Player
Power supply : AC 120V/60Hz
Test mode : IEEE802.11g CH11 2462MHz Tx
M/N : VBR140

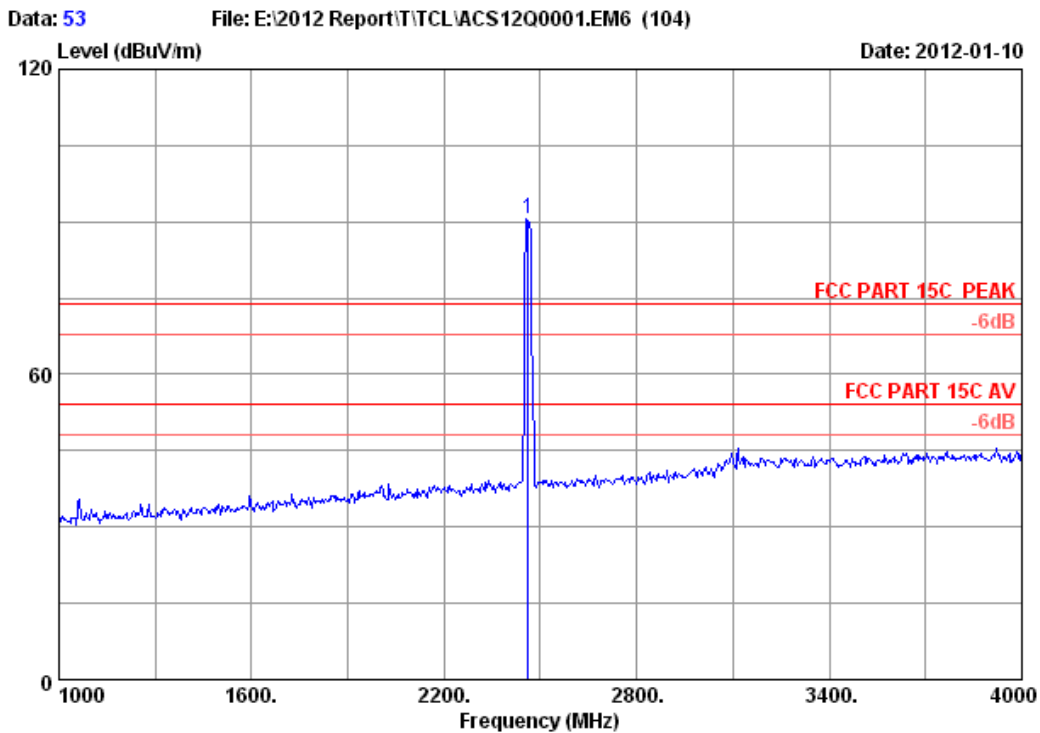


Site no. : 3m Chamber Data no. : 52
 Dis. / Ant. : 3m 2011 3115 4580 Ant. pol. : HORIZONTAL
 Limit : FCC PART 15C PEAK
 Env. / Ins. : 24.2*C/56% Engineer : Leo-Li
 EUT : Blu-ray Disc Player
 Power supply : AC 120V/60Hz
 Test mode : IEEE802.11g CH11 2462MHz Tx
 M/N : VBR140

	Freq. (MHz)	Ant. Factor (dB/m)	Cable loss (dB)	Amp. Factor (dB)	Reading (dBuV)	Emission Level (dBuV/m)	Limits (dBuV/m)	Margin (dB)	Remark
1	4924.000	33.08	8.62	34.60	46.16	53.26	74.00	20.74	Peak
2	4924.000	33.08	8.62	34.60	38.21	45.31	54.00	8.69	Average

Remarks:

1. Emission Level= Antenna Factor + Cable Loss -Amp Factor + Reading.
2. The emission levels that are 20dB below the official limit are not reported.

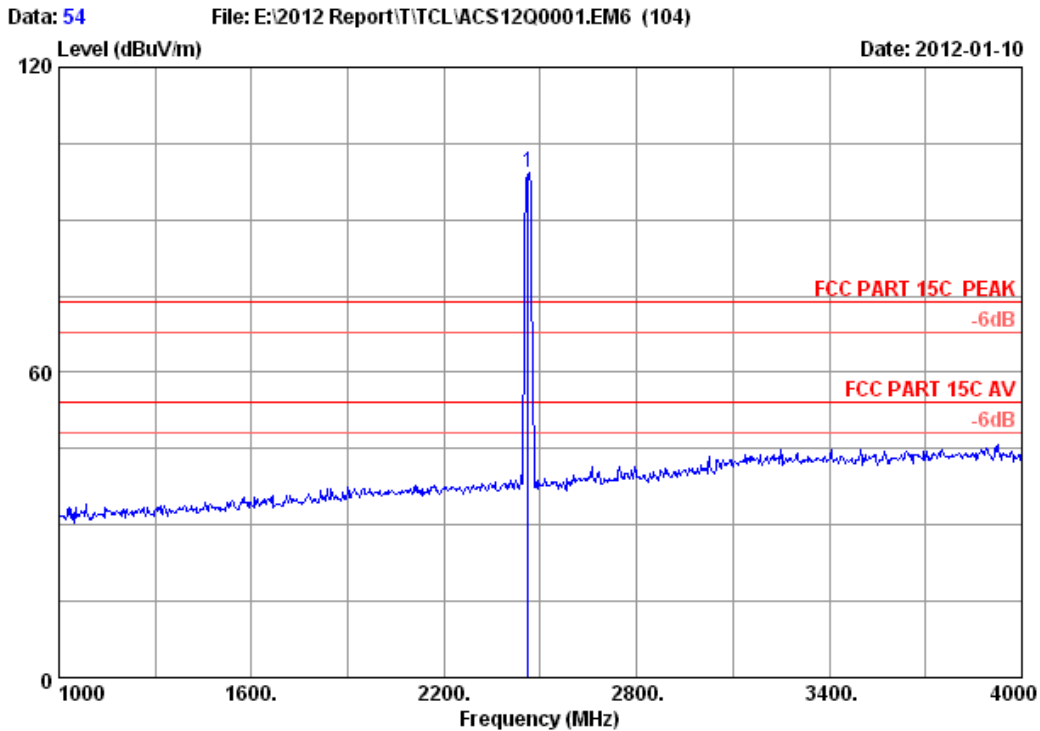


Site no. : 3m Chamber Data no. : 53
 Dis. / Ant. : 3m 2011 3115 4580 Ant. pol. : VERTICAL
 Limit : FCC PART 15C PEAK
 Env. / Ins. : 24.2*C/56% Engineer : Leo-Li
 EUT : Blu-ray Disc Player
 Power supply : AC 120V/60Hz
 Test mode : IEEE802.11n CH11 2462MHz Tx
 M/N : VBR140

	Freq. (MHz)	Ant. Factor (dB/m)	Cable loss (dB)	Amp. Factor (dB)	Reading (dBuV)	Emission			Remark
						Level (dBuV/m)	Limits (dBuV/m)	Margin (dB)	
1	2462.000	28.05	6.12	34.44	90.76	90.49	74.00	-16.49	Peak

Remarks:

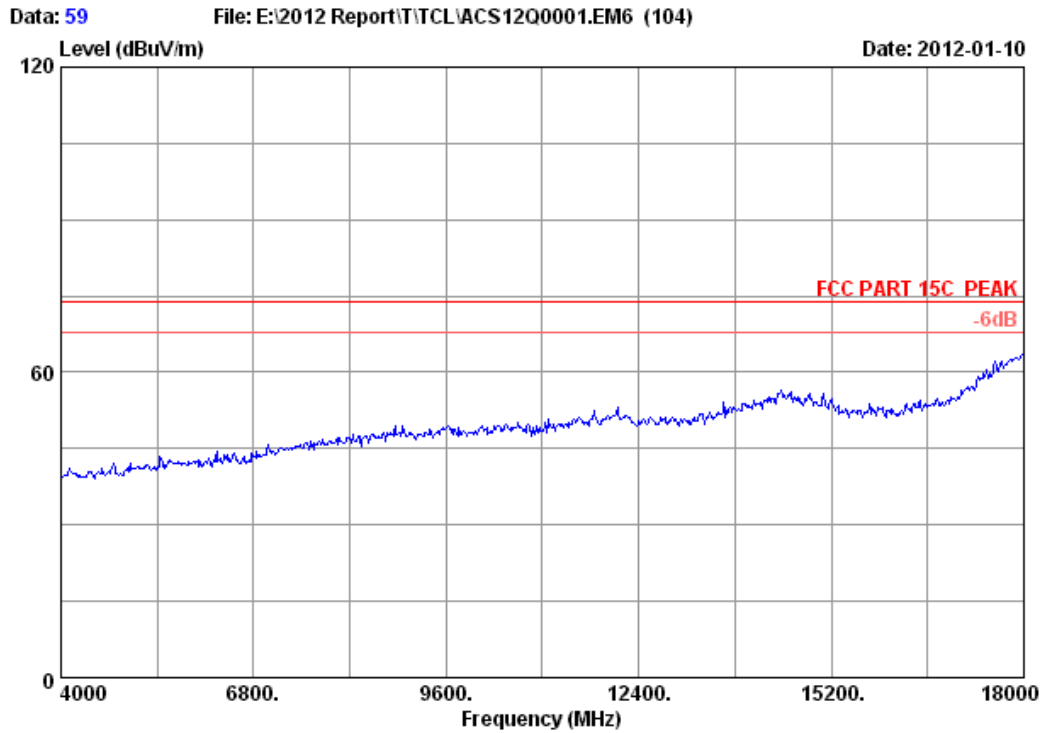
1. Emission Level= Antenna Factor + Cable Loss -Amp Factor + Reading.
2. The emission levels that are 20dB below the official limit are not reported.



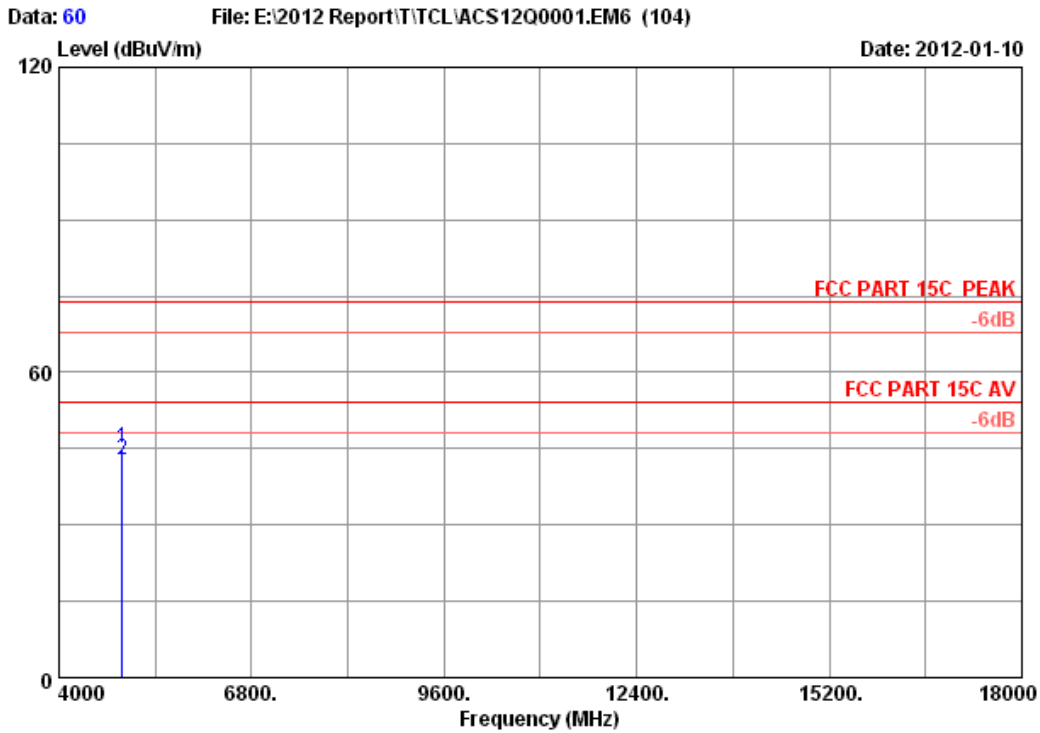
Site no. : 3m Chamber Data no. : 54
 Dis. / Ant. : 3m 2011 3115 4580 Ant. pol. : HORIZONTAL
 Limit : FCC PART 15C PEAK
 Env. / Ins. : 24.2*C/56% Engineer : Leo-Li
 EUT : Blu-ray Disc Player
 Power supply : AC 120V/60Hz
 Test mode : IEEE802.11n CH11 2462MHz Tx
 M/N : VBR140

	Freq. (MHz)	Ant. Factor (dB/m)	Cable loss (dB)	Amp. Factor (dB)	Reading (dBuV)	Emission			Remark
						Level (dBuV/m)	Limits (dBuV/m)	Margin (dB)	
1	2462.000	28.05	6.12	34.44	99.50	99.23	74.00	-25.23	Peak

- Remarks:
- Emission Level= Antenna Factor + Cable Loss -Amp Factor + Reading.
 - The emission levels that are 20dB below the official limit are not reported.



Site no. : 3m Chamber Data no. : 59
Dis. / Ant. : 3m 2011 3115 4580 Ant. pol. : VERTICAL
Limit : FCC PART 15C PEAK
Env. / Ins. : 24.2*C/56% Engineer : Leo-Li
EUT : Blu-ray Disc Player
Power supply : AC 120V/60Hz
Test mode : IEEE802.11n CH11 2462MHz Tx
M/N : VBR140

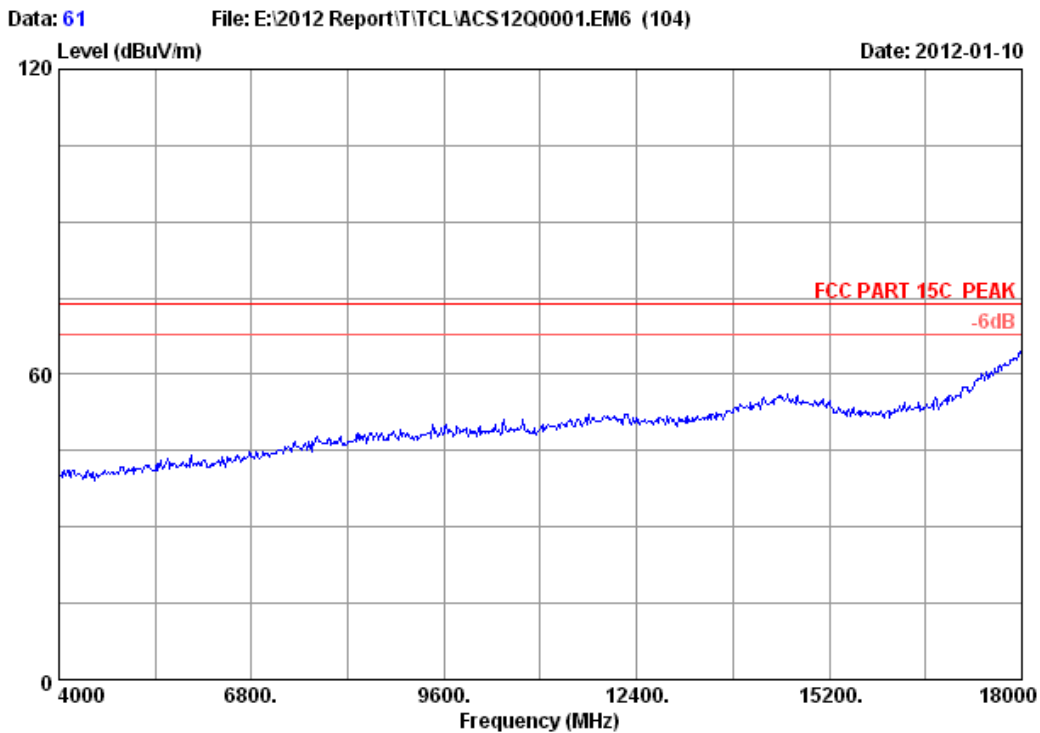


Site no. : 3m Chamber Data no. : 60
 Dis. / Ant. : 3m 2011 3115 4580 Ant. pol. : VERTICAL
 Limit : FCC PART 15C PEAK
 Env. / Ins. : 24.2*C/56% Engineer : Leo-Li
 EUT : Blu-ray Disc Player
 Power supply : AC 120V/60Hz
 Test mode : IEEE802.11n CH11 2462MHz Tx
 M/N : VBR140

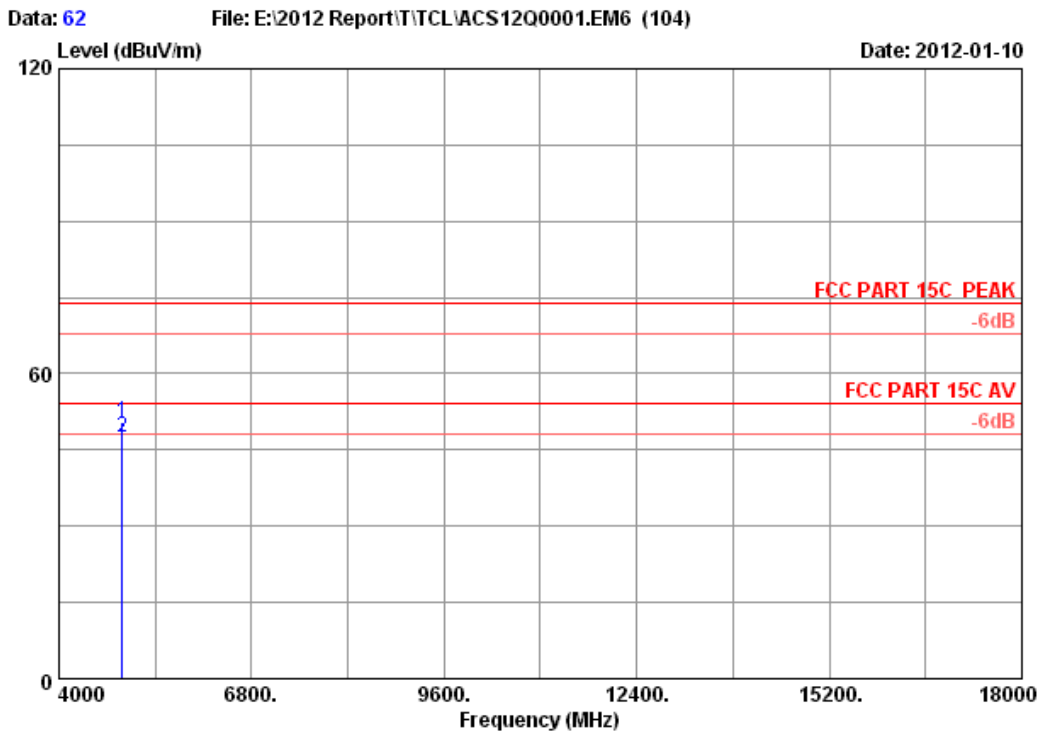
	Freq. (MHz)	Ant. Factor (dB/m)	Cable loss (dB)	Amp. Factor (dB)	Reading (dBuV)	Emission Level (dBuV/m)	Limits (dBuV/m)	Margin (dB)	Remark
1	4924.000	33.08	8.62	34.60	38.03	45.13	74.00	28.87	Peak
2	4924.000	33.08	8.62	34.60	35.72	42.82	54.00	11.18	Average

Remarks:

1. Emission Level= Antenna Factor + Cable Loss -Amp Factor + Reading.
2. The emission levels that are 20dB below the official limit are not reported.



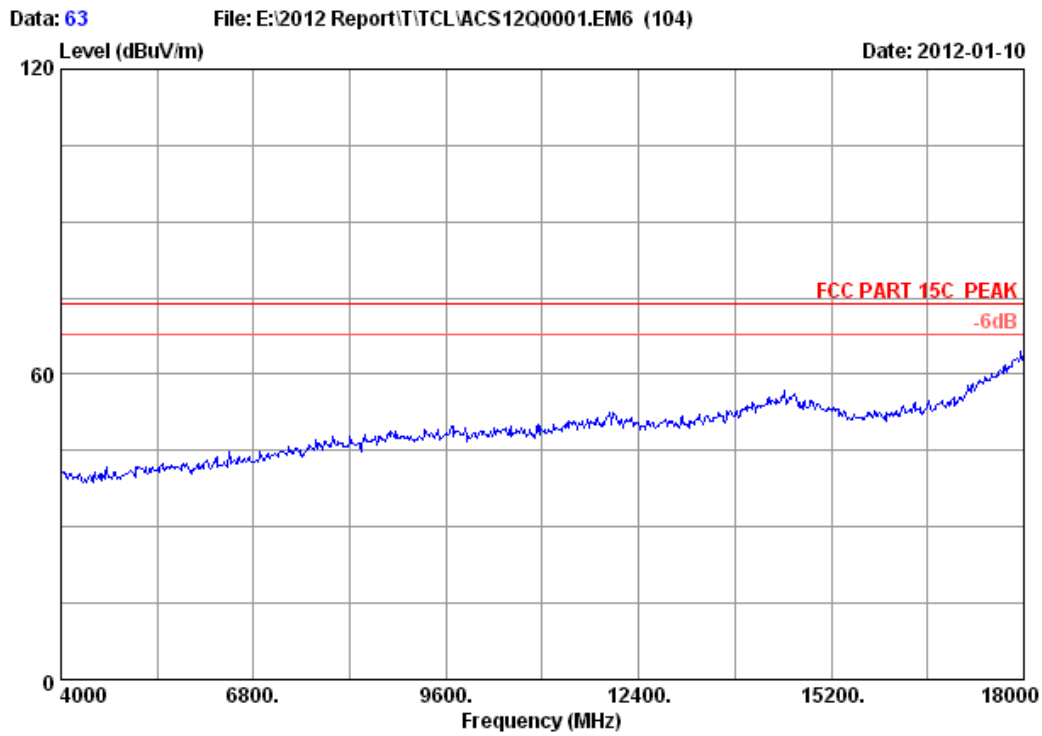
Site no.	: 3m Chamber	Data no.	: 61
Dis. / Ant.	: 3m 2011 3115 4580	Ant. pol.	: HORIZONTAL
Limit	: FCC PART 15C PEAK		
Env. / Ins.	: 24.2*C/56%	Engineer	: Leo-Li
EUT	: Blu-ray Disc Player		
Power supply	: AC 120V/60Hz		
Test mode	: IEEE802.11n CH11 2462MHz Tx		
M/N	: VBR140		



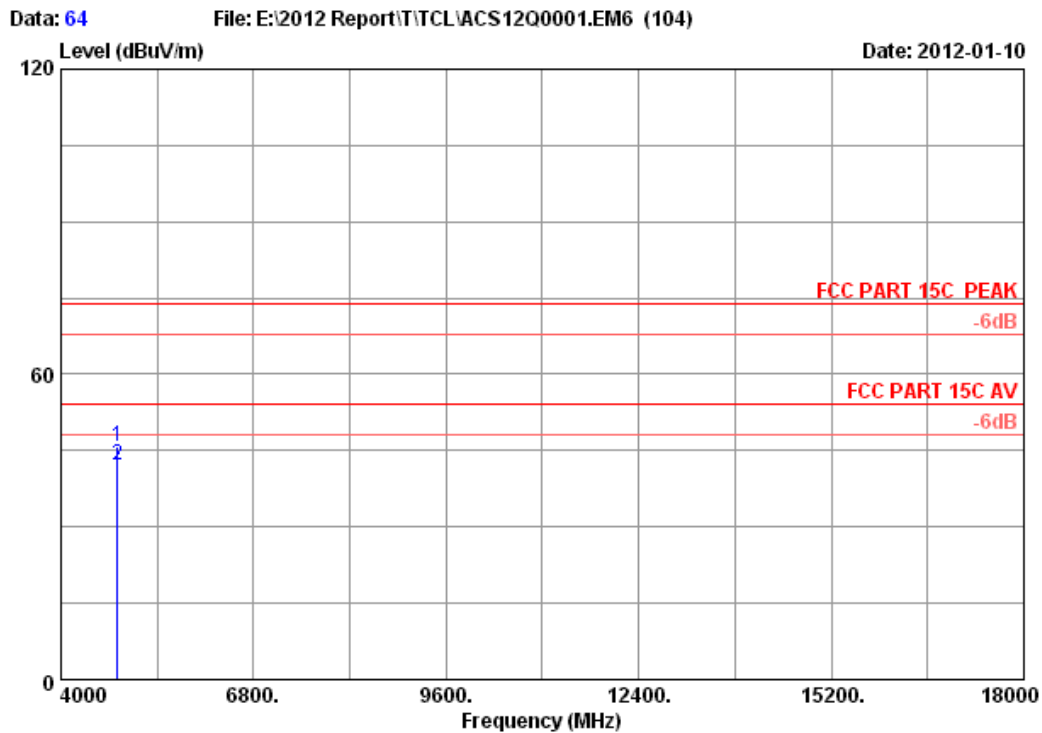
Site no. : 3m Chamber Data no. : 62
 Dis. / Ant. : 3m 2011 3115 4580 Ant. pol. : HORIZONTAL
 Limit : FCC PART 15C PEAK
 Env. / Ins. : 24.2*C/56% Engineer : Leo-Li
 EUT : Blu-ray Disc Player
 Power supply : AC 120V/60Hz
 Test mode : IEEE802.11n CH11 2462MHz Tx
 M/N : VBR140

	Ant. Factor (dB/m)	Cable loss (dB)	Amp. Factor (dB)	Reading (dBuV)	Emission Level (dBuV/m)	Limits (dBuV/m)	Margin (dB)	Remark
1	33.08	8.62	34.60	43.23	50.33	74.00	23.67	Peak
2	33.08	8.62	34.60	40.22	47.32	54.00	6.68	Average

Remarks:
 1. Emission Level= Antenna Factor + Cable Loss -Amp Factor + Reading.
 2. The emission levels that are 20dB below the official limit are not reported.



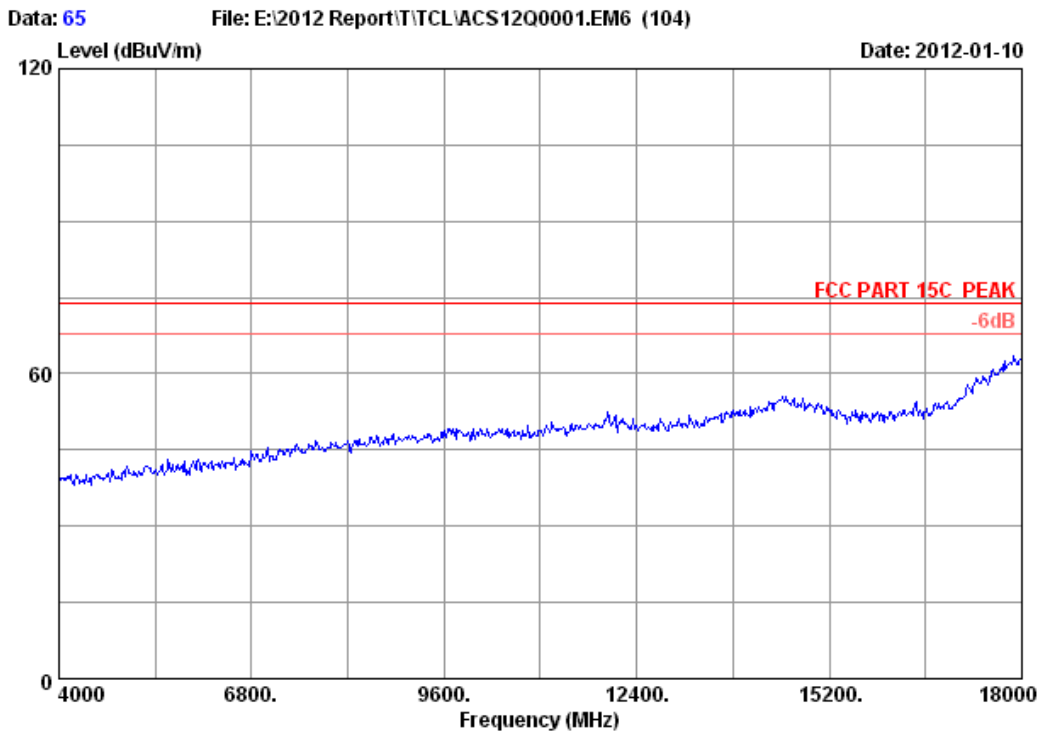
Site no.	: 3m Chamber	Data no.	: 63
Dis. / Ant.	: 3m 2011 3115 4580	Ant. pol.	: VERTICAL
Limit	: FCC PART 15C PEAK		
Env. / Ins.	: 24.2*C/56%	Engineer	: Leo-Li
EUT	: Blu-ray Disc Player		
Power supply	: AC 120V/60Hz		
Test mode	: IEEE802.11nHT20 CH1 2412MHz Tx		
M/N	: VBR140		



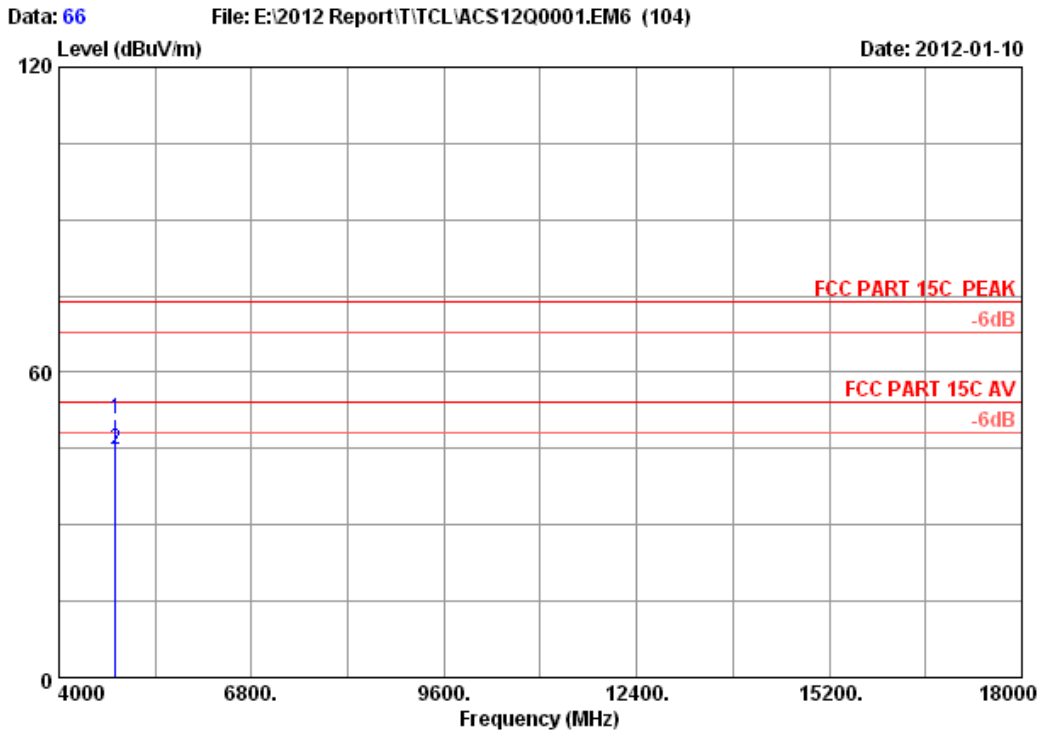
Site no. : 3m Chamber Data no. : 64
 Dis. / Ant. : 3m 2011 3115 4580 Ant. pol. : VERTICAL
 Limit : FCC PART 15C PEAK
 Env. / Ins. : 24.2*C/56% Engineer : Leo-Li
 EUT : Blu-ray Disc Player
 Power supply : AC 120V/60Hz
 Test mode : IEEE802.11nHT20 CH1 2412MHz Tx
 M/N : VBR140

	Freq. (MHz)	Ant. Factor (dB/m)	Cable loss (dB)	Amp. Factor (dB)	Reading (dBuV)	Emission Level (dBuV/m)	Limits (dBuV/m)	Margin (dB)	Remark
1	4824.000	32.89	8.53	34.60	39.05	45.87	74.00	28.13	Peak
2	4824.000	32.89	8.53	34.60	35.26	42.08	54.00	11.92	Average

Remarks:
 1. Emission Level= Antenna Factor + Cable Loss -Amp Factor + Reading.
 2. The emission levels that are 20dB below the official limit are not reported.



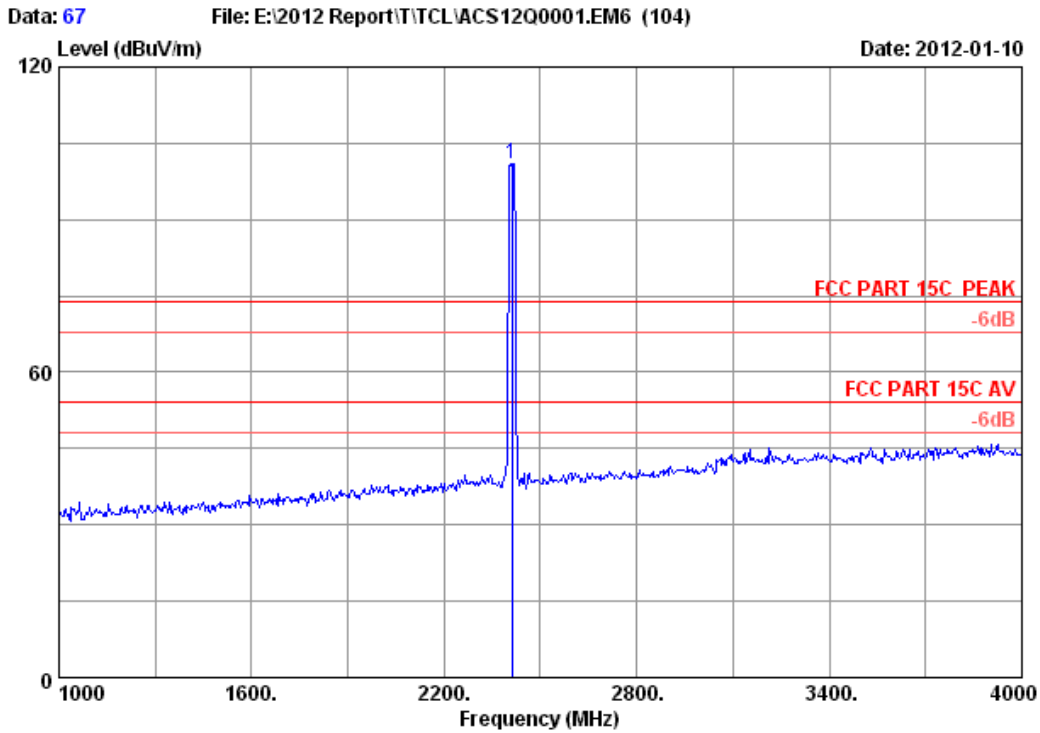
Site no. : 3m Chamber Data no. : 65
Dis. / Ant. : 3m 2011 3115 4580 Ant. pol. : HORIZONTAL
Limit : FCC PART 15C PEAK
Env. / Ins. : 24.2*C/56% Engineer : Leo-Li
EUT : Blu-ray Disc Player
Power supply : AC 120V/60Hz
Test mode : IEEE802.11nHT20 CH1 2412MHz Tx
M/N : VBR140



Site no. : 3m Chamber Data no. : 66
 Dis. / Ant. : 3m 2011 3115 4580 Ant. pol. : HORIZONTAL
 Limit : FCC PART 15C PEAK
 Env. / Ins. : 24.2*C/56% Engineer : Leo-Li
 EUT : Blu-ray Disc Player
 Power supply : AC 120V/60Hz
 Test mode : IEEE802.11nHT20 CH1 2412MHz Tx
 M/N : VBR140

	Ant. Factor (dB/m)	Cable loss (dB)	Amp. Factor (dB)	Reading (dBuV)	Emission Level (dBuV/m)	Limits (dBuV/m)	Margin (dB)	Remark
1	32.89	8.53	34.60	44.15	50.97	74.00	23.03	Peak
2	32.89	8.53	34.60	37.82	44.64	54.00	9.36	Average

- Remarks:
1. Emission Level= Antenna Factor + Cable Loss -Amp Factor + Reading.
 2. The emission levels that are 20dB below the official limit are not reported.



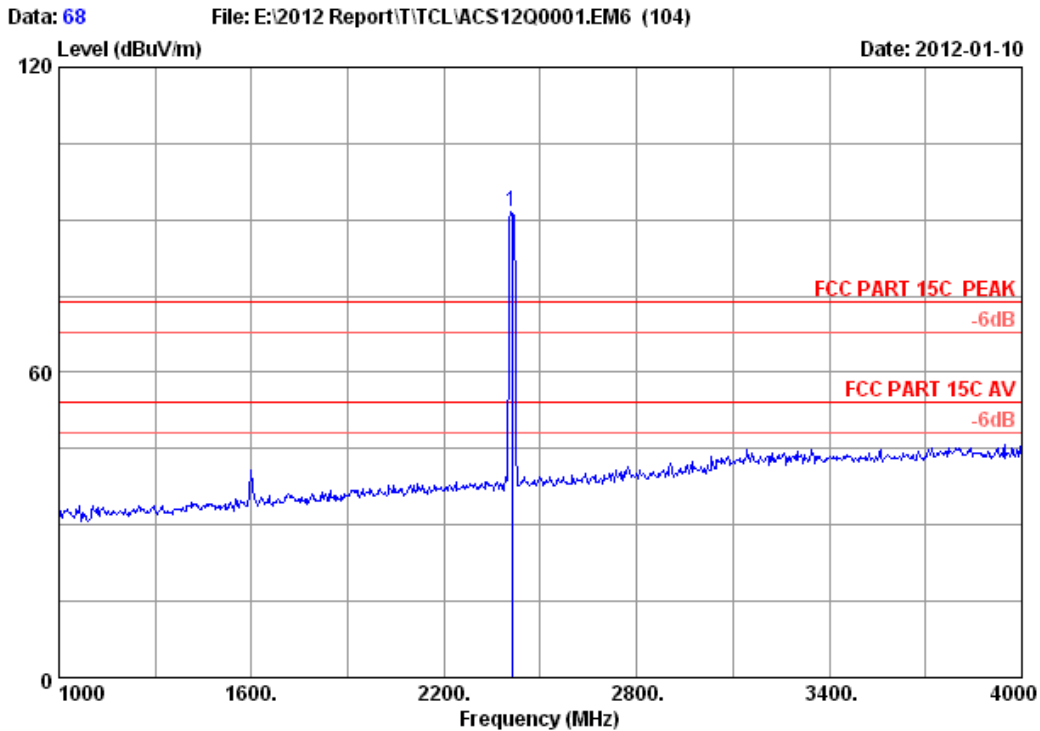
```

Site no.      : 3m Chamber           Data no.   : 67
Dis. / Ant.  : 3m 2011 3115 4580    Ant. pol.  : HORIZONTAL
Limit        : FCC PART 15C PEAK
Env. / Ins.  : 24.2*C/56%           Engineer   : Leo-Li
EUT          : Blu-ray Disc Player
Power supply : AC 120V/60Hz
Test mode    : IEEE802.11nHT20 CH1 2412MHz Tx
M/N         : VBR140
    
```

	Freq. (MHz)	Ant. Factor (dB/m)	Cable loss (dB)	Amp. Factor (dB)	Reading (dBuV)	Emission Level (dBuV/m)	Limits (dBuV/m)	Margin (dB)	Remark
1	2412.000	27.98	6.03	34.44	101.25	100.82	74.00	-26.82	Peak

Remarks:

1. Emission Level= Antenna Factor + Cable Loss -Amp Factor + Reading.
2. The emission levels that are 20dB below the official limit are not reported.

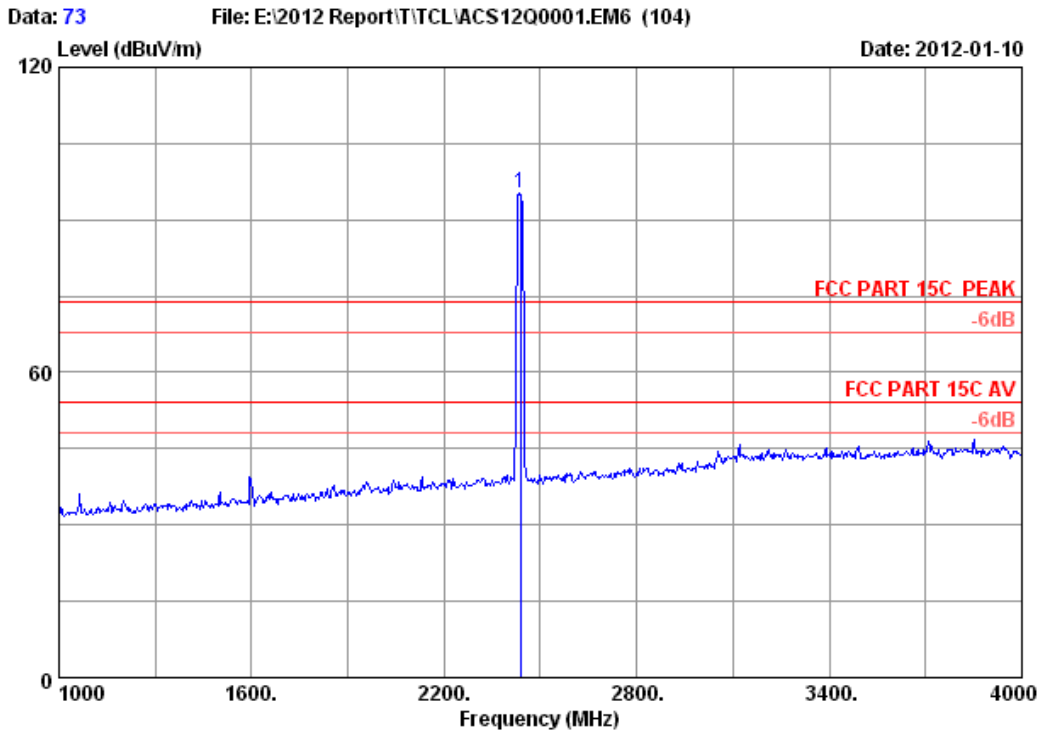


Site no. : 3m Chamber Data no. : 68
 Dis. / Ant. : 3m 2011 3115 4580 Ant. pol. : VERTICAL
 Limit : FCC PART 15C PEAK
 Env. / Ins. : 24.2*C/56% Engineer : Leo-Li
 EUT : Blu-ray Disc Player
 Power supply : AC 120V/60Hz
 Test mode : IEEE802.11nHT20 CH1 2412MHz Tx
 M/N : VBR140

	Freq. (MHz)	Ant. Factor (dB/m)	Cable loss (dB)	Amp. Factor (dB)	Reading (dBuV)	Emission			Remark
						Level (dBuV/m)	Limits (dBuV/m)	Margin (dB)	
1	2412.000	27.98	6.03	34.44	92.00	91.57	74.00	-17.57	Peak

Remarks:

1. Emission Level= Antenna Factor + Cable Loss -Amp Factor + Reading.
2. The emission levels that are 20dB below the official limit are not reported.

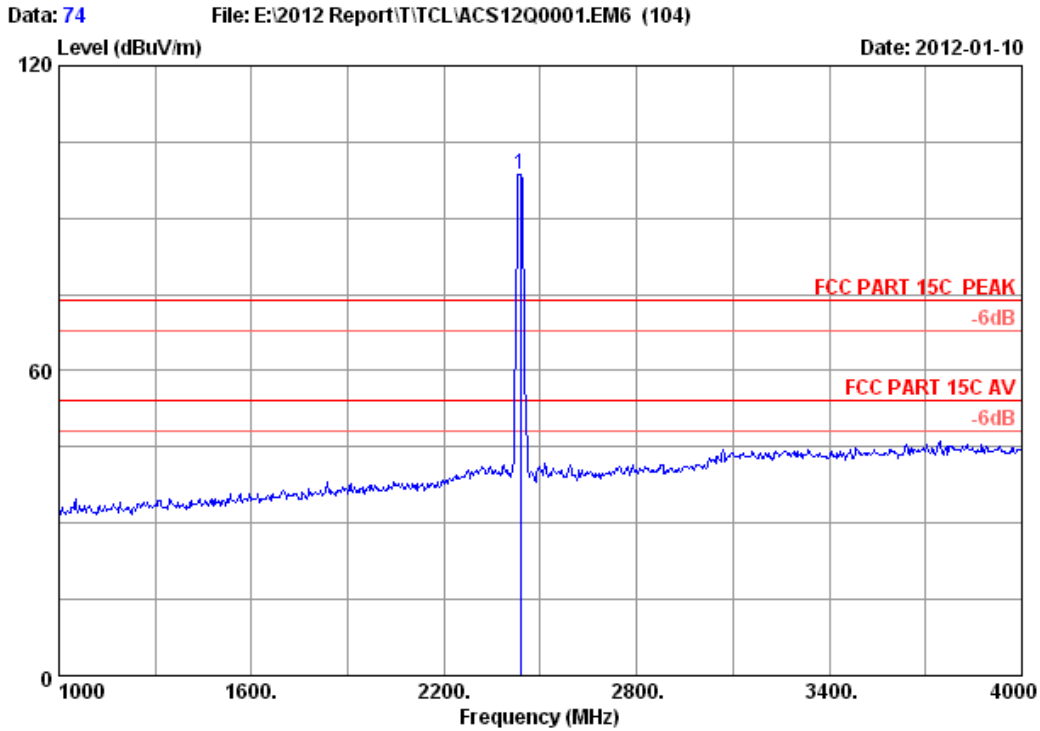


Site no. : 3m Chamber Data no. : 73
 Dis. / Ant. : 3m 2011 3115 4580 Ant. pol. : VERTICAL
 Limit : FCC PART 15C PEAK
 Env. / Ins. : 24.2*C/56% Engineer : Leo-Li
 EUT : Blu-ray Disc Player
 Power supply : AC 120V/60Hz
 Test mode : IEEE802.11nHT20 CH6 2437MHz Tx
 M/N : VBR140

	Freq. (MHz)	Ant. Factor (dB/m)	Cable loss (dB)	Amp. Factor (dB)	Reading (dBuV)	Emission			Remark
						Level (dBuV/m)	Limits (dBuV/m)	Margin (dB)	
1	2437.000	28.03	6.06	34.44	95.65	95.30	74.00	-21.30	Peak

Remarks:

- Emission Level= Antenna Factor + Cable Loss -Amp Factor + Reading.
- The emission levels that are 20dB below the official limit are not reported.

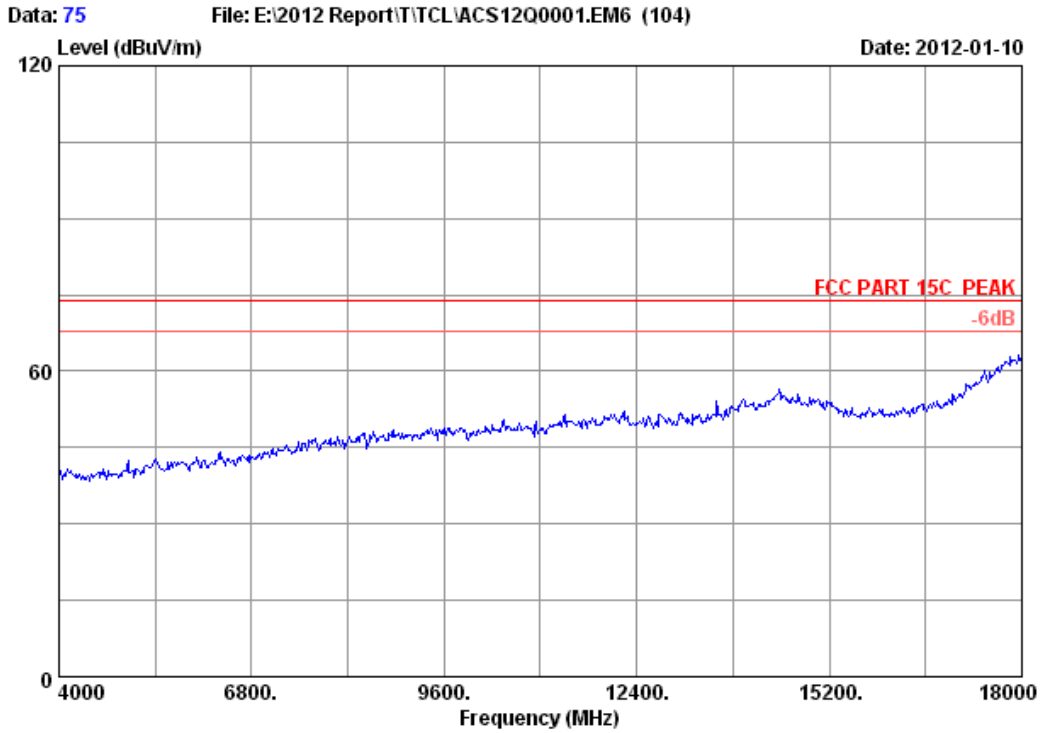


Site no. : 3m Chamber Data no. : 74
 Dis. / Ant. : 3m 2011 3115 4580 Ant. pol. : HORIZONTAL
 Limit : FCC PART 15C PEAK
 Env. / Ins. : 24.2*C/56% Engineer : Leo-Li
 EUT : Blu-ray Disc Player
 Power supply : AC 120V/60Hz
 Test mode : IEEE802.11nHT20 CH6 2437MHz Tx
 M/N : VBR140

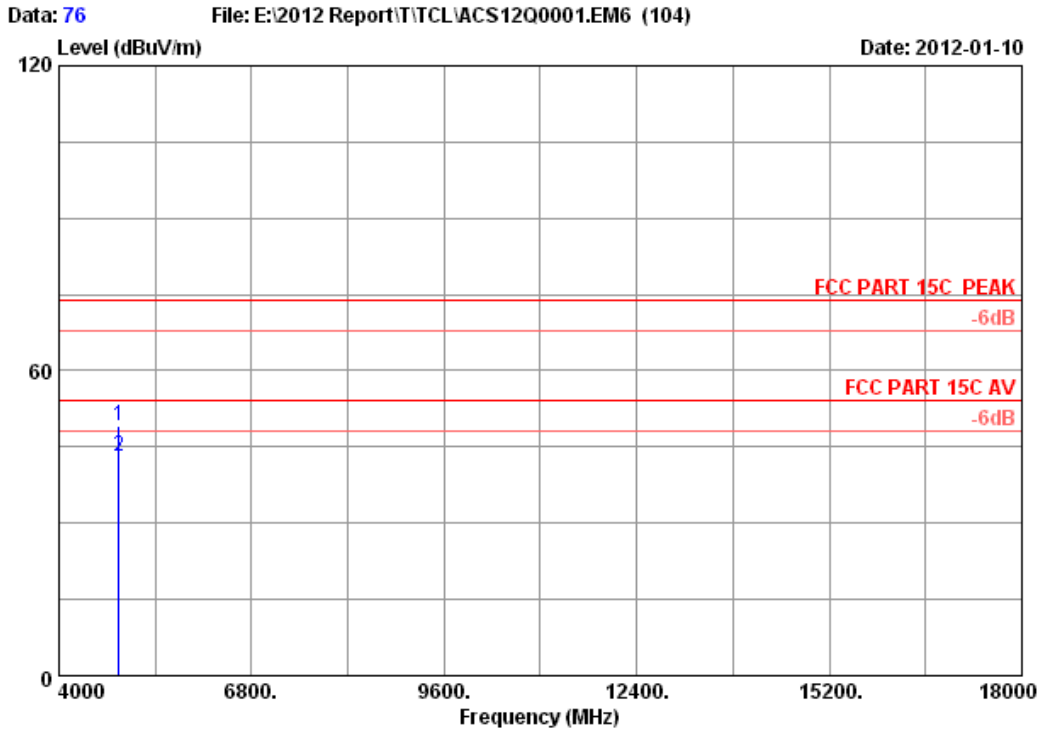
	Ant. Factor (dB/m)	Cable loss (dB)	Amp. Factor (dB)	Emission Reading (dBuV)	Emission Level (dBuV/m)	Limits (dBuV/m)	Margin (dB)	Remark
1	28.03	6.06	34.44	99.04	98.69	74.00	-24.69	Peak

Remarks:

1. Emission Level= Antenna Factor + Cable Loss -Amp Factor + Reading.
2. The emission levels that are 20dB below the official limit are not reported.



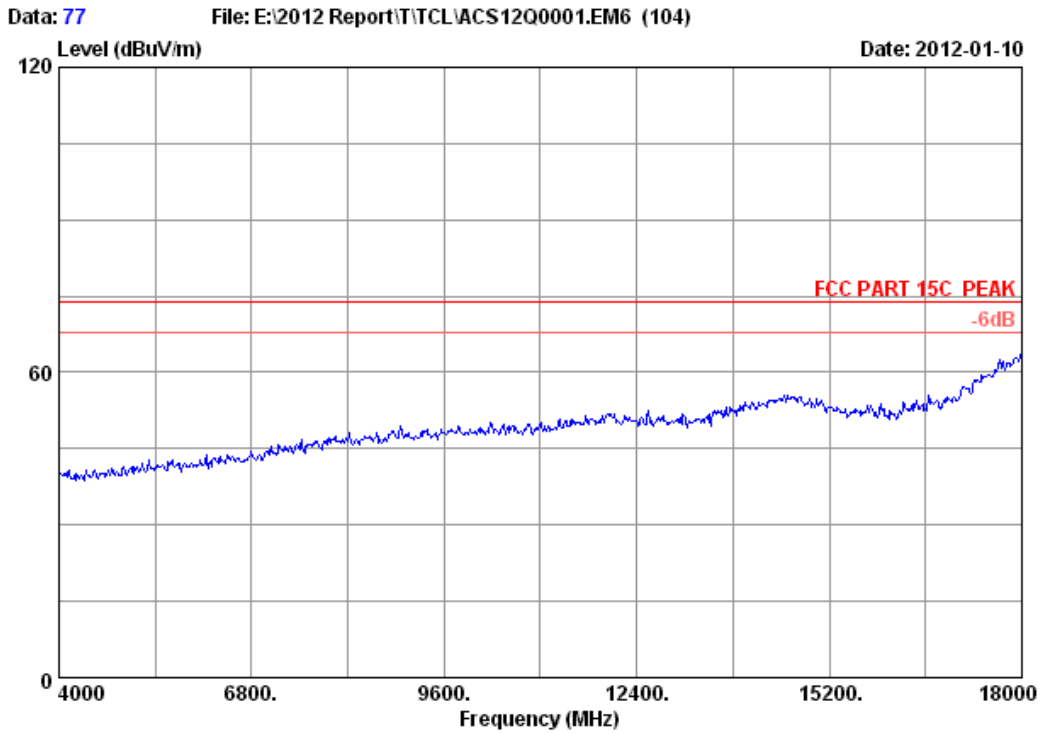
Site no.	: 3m Chamber	Data no.	: 75
Dis. / Ant.	: 3m 2011 3115 4580	Ant. pol.	: VERTICAL
Limit	: FCC PART 15C PEAK		
Env. / Ins.	: 24.2*C/56%	Engineer	: Leo-Li
EUT	: Blu-ray Disc Player		
Power supply	: AC 120V/60Hz		
Test mode	: IEEE802.11nHT20 CH6 2437MHz Tx		
M/N	: VBR140		



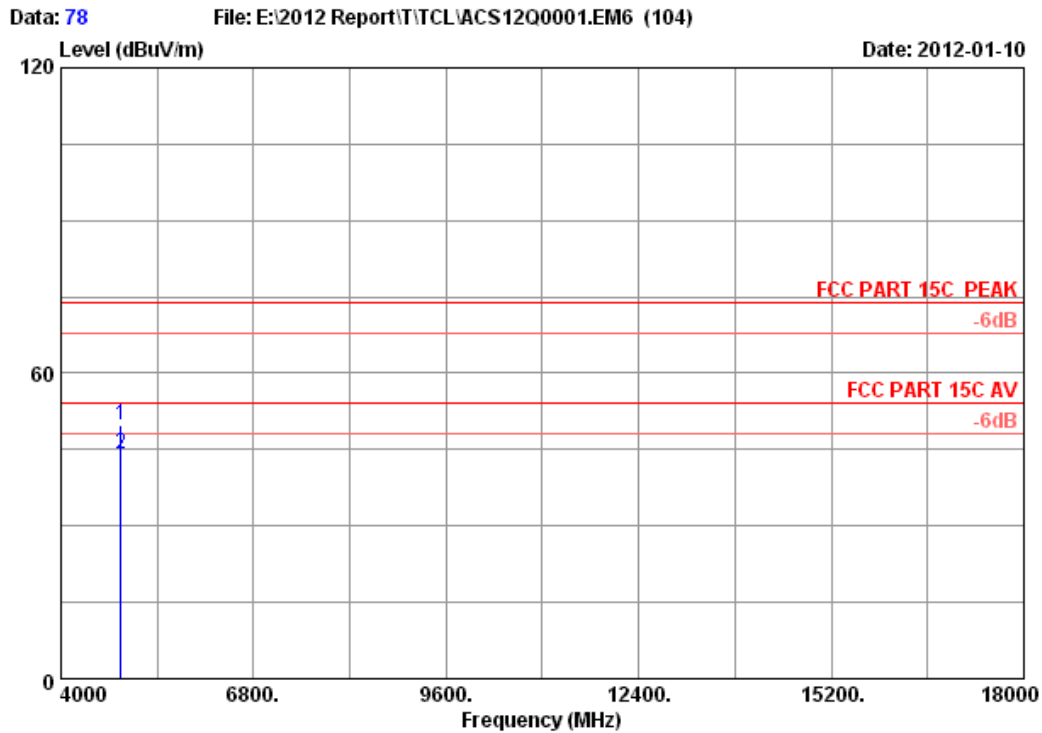
Site no. : 3m Chamber Data no. : 76
 Dis. / Ant. : 3m 2011 3115 4580 Ant. pol. : VERTICAL
 Limit : FCC PART 15C PEAK
 Env. / Ins. : 24.2*C/56% Engineer : Leo-Li
 EUT : Blu-ray Disc Player
 Power supply : AC 120V/60Hz
 Test mode : IEEE802.11nHT20 CH6 2437MHz Tx
 M/N : VBR140

	Freq. (MHz)	Ant. Factor (dB/m)	Cable loss (dB)	Amp. Factor (dB)	Reading (dBuV)	Emission Level (dBuV/m)	Limits (dBuV/m)	Margin (dB)	Remark
1	4874.000	32.98	8.58	34.60	42.16	49.12	74.00	24.88	Peak
2	4874.000	32.98	8.58	34.60	36.27	43.23	54.00	10.77	Average

Remarks:
 1. Emission Level= Antenna Factor + Cable Loss -Amp Factor + Reading.
 2. The emission levels that are 20dB below the official limit are not reported.



Site no.	: 3m Chamber	Data no.	: 77
Dis. / Ant.	: 3m 2011 3115 4580	Ant. pol.	: HORIZONTAL
Limit	: FCC PART 15C PEAK		
Env. / Ins.	: 24.2*C/56%	Engineer	: Leo-Li
EUT	: Blu-ray Disc Player		
Power supply	: AC 120V/60Hz		
Test mode	: IEEE802.11nHT20 CH6 2437MHz Tx		
M/N	: VBR140		

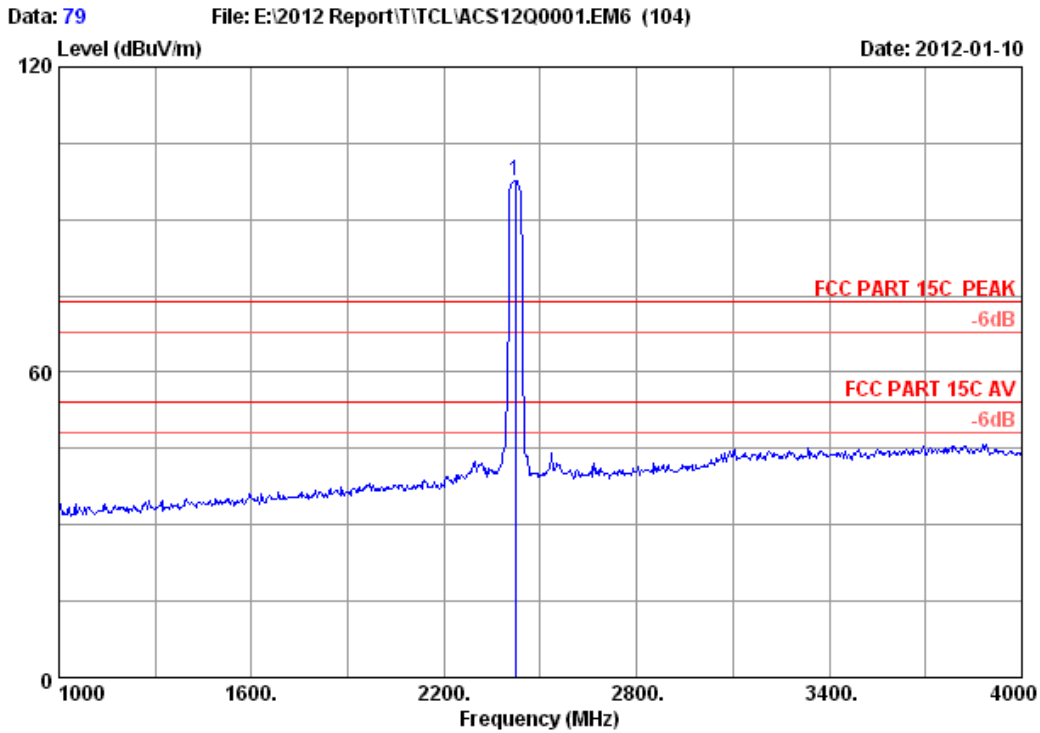


Site no. : 3m Chamber Data no. : 78
 Dis. / Ant. : 3m 2011 3115 4580 Ant. pol. : HORIZONTAL
 Limit : FCC PART 15C PEAK
 Env. / Ins. : 24.2*C/56% Engineer : Leo-Li
 EUT : Blu-ray Disc Player
 Power supply : AC 120V/60Hz
 Test mode : IEEE802.11nHT20 CH6 2437MHz Tx
 M/N : VBR140

	Freq. (MHz)	Ant. Factor (dB/m)	Cable loss (dB)	Amp. Factor (dB)	Reading (dBuV)	Emission Level (dBuV/m)	Limits (dBuV/m)	Margin (dB)	Remark
1	4874.000	32.98	8.58	34.60	43.01	49.97	74.00	24.03	Peak
2	4874.000	32.98	8.58	34.60	37.03	43.99	54.00	10.01	Average

Remarks:

1. Emission Level= Antenna Factor + Cable Loss -Amp Factor + Reading.
2. The emission levels that are 20dB below the official limit are not reported.

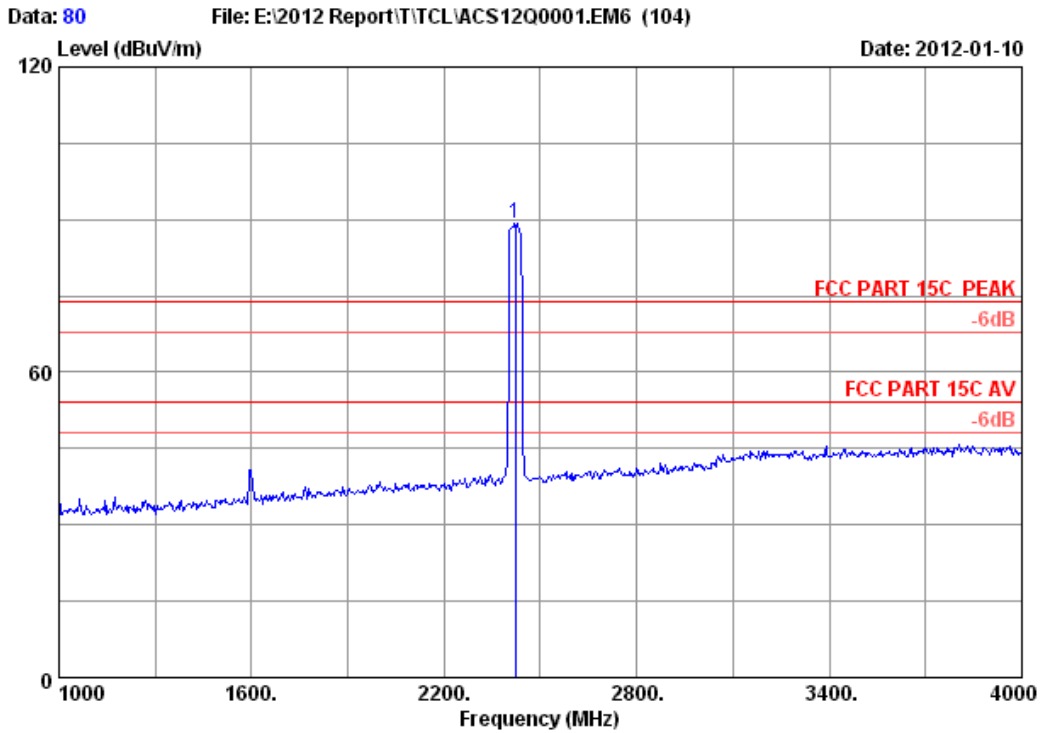


Site no. : 3m Chamber Data no. : 79
 Dis. / Ant. : 3m 2011 3115 4580 Ant. pol. : HORIZONTAL
 Limit : FCC PART 15C PEAK
 Env. / Ins. : 24.2°C/56% Engineer : Leo-Li
 EUT : Blu-ray Disc Player
 Power supply : AC 120V/60Hz
 Test mode : IEEE802.11nHT40 CH1 2422MHz Tx
 M/N : VBR140

	Freq. (MHz)	Ant. Factor (dB/m)	Cable loss (dB)	Amp. Factor (dB)	Reading (dBuV)	Emission Level (dBuV/m)	Limits (dBuV/m)	Margin (dB)	Remark
1	2422.000	28.00	6.06	34.44	98.15	97.77	74.00	-23.77	Peak

Remarks:

1. Emission Level= Antenna Factor + Cable Loss -Amp Factor + Reading.
2. The emission levels that are 20dB below the official limit are not reported.



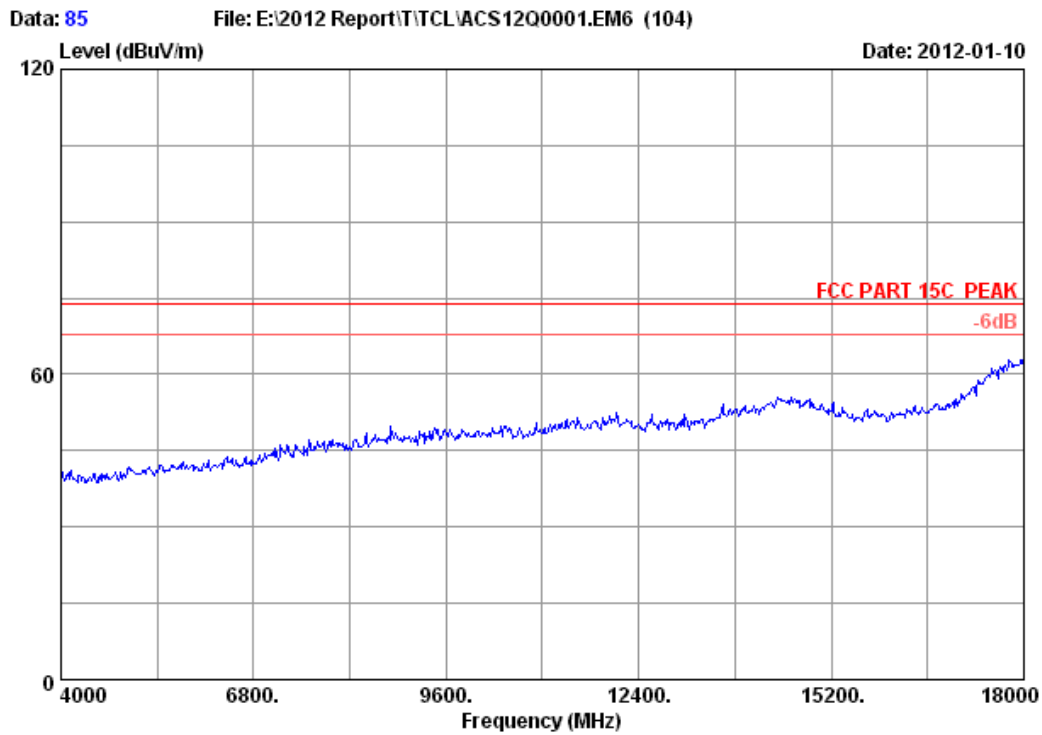
```

Site no.      : 3m Chamber           Data no.   : 80
Dis. / Ant.  : 3m 2011 3115 4580    Ant. pol.  : VERTICAL
Limit       : FCC PART 15C PEAK
Env. / Ins.  : 24.2*C/56%           Engineer   : Leo-Li
EUT         : Blu-ray Disc Player
Power supply : AC 120V/60Hz
Test mode    : IEEE802.11nHT40 CH1 2422MHz Tx
M/N         : VBR140
    
```

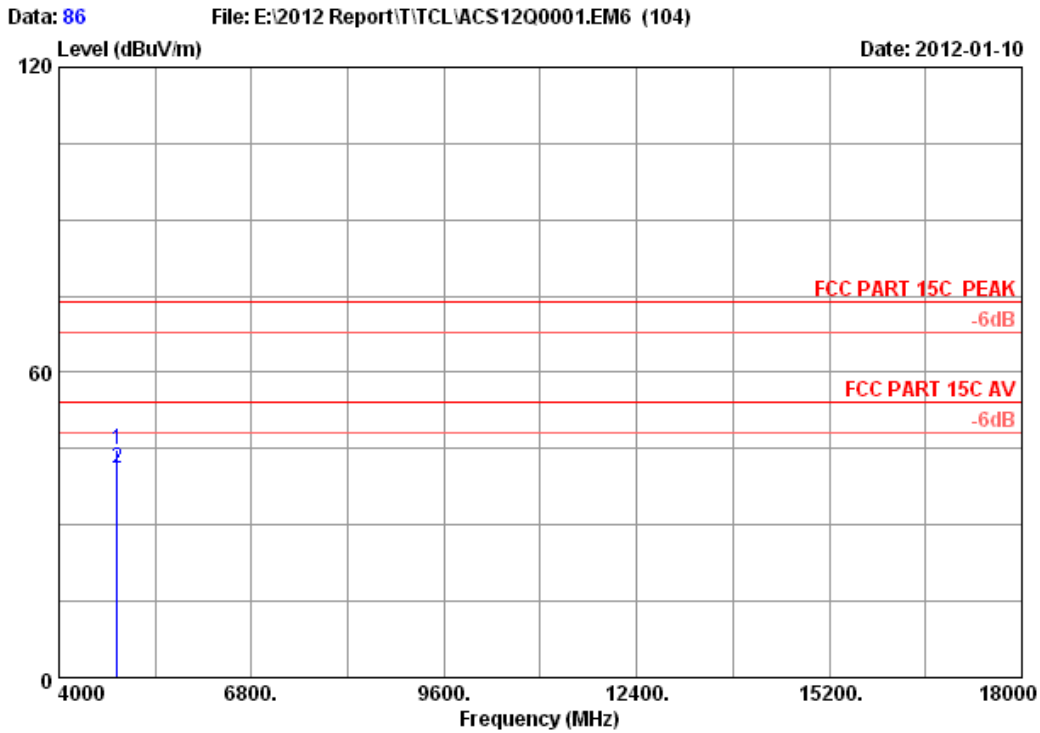
	Freq. (MHz)	Ant. Factor (dB/m)	Cable loss (dB)	Amp. Factor (dB)	Reading (dBuV)	Emission Level (dBuV/m)	Limits (dBuV/m)	Margin (dB)	Remark
1	2422.000	28.00	6.06	34.44	89.56	89.18	74.00	-15.18	Peak

Remarks:

1. Emission Level= Antenna Factor + Cable Loss -Amp Factor + Reading.
2. The emission levels that are 20dB below the official limit are not reported.



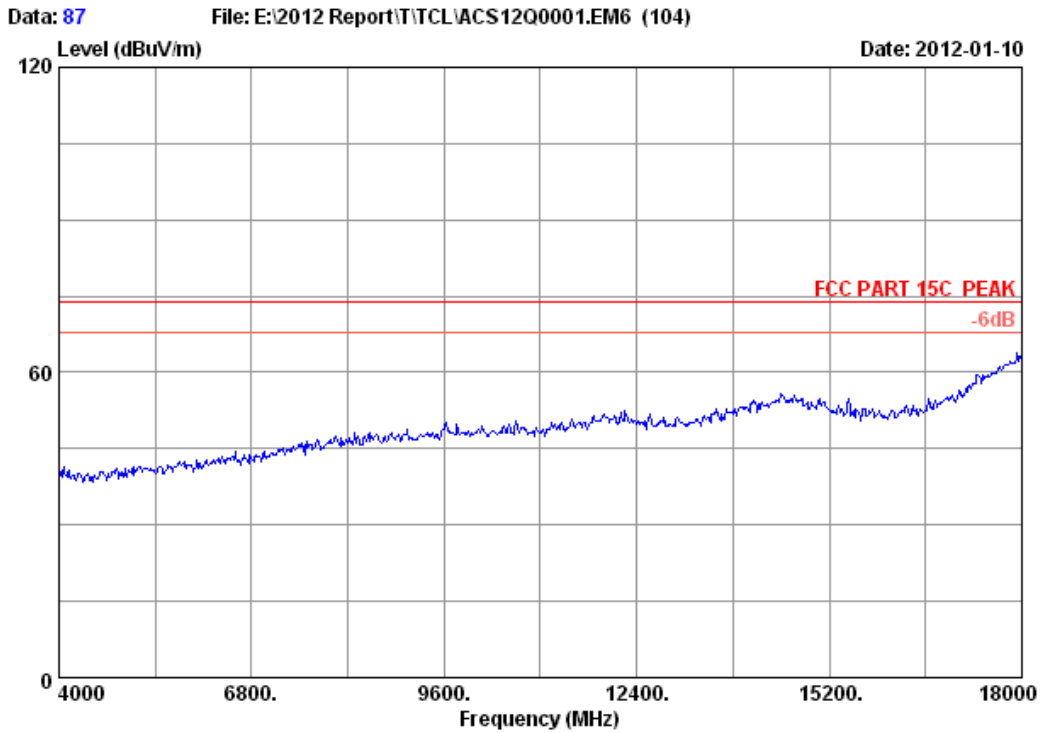
Site no.	: 3m Chamber	Data no.	: 85
Dis. / Ant.	: 3m 2011 3115 4580	Ant. pol.	: VERTICAL
Limit	: FCC PART 15C PEAK		
Env. / Ins.	: 24.2*C/56%	Engineer	: Leo-Li
EUT	: Blu-ray Disc Player		
Power supply	: AC 120V/60Hz		
Test mode	: IEEE802.11nHT40 CH1 2422MHz Tx		
M/N	: VBR140		



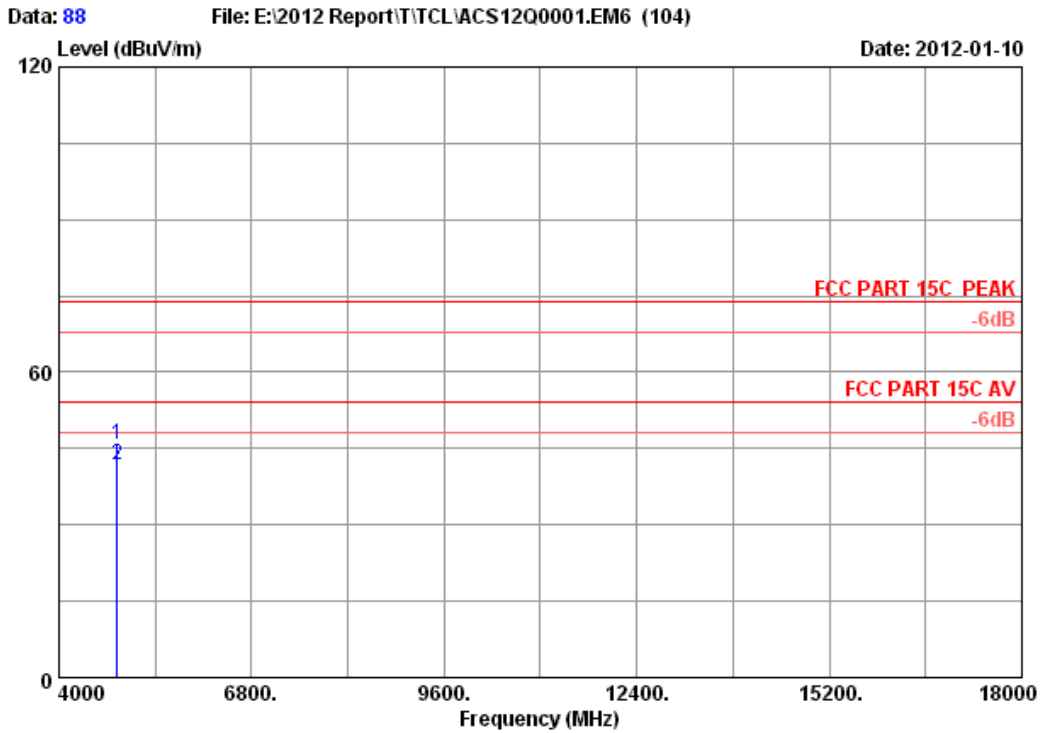
Site no. : 3m Chamber Data no. : 86
 Dis. / Ant. : 3m 2011 3115 4580 Ant. pol. : VERTICAL
 Limit : FCC PART 15C PEAK
 Env. / Ins. : 24.2*C/56% Engineer : Leo-Li
 EUT : Blu-ray Disc Player
 Power supply : AC 120V/60Hz
 Test mode : IEEE802.11nHT40 CH1 2422MHz Tx
 M/N : VBR140

	Freq. (MHz)	Ant. Factor (dB/m)	Cable loss (dB)	Amp. Factor (dB)	Reading (dBuV)	Emission Level (dBuV/m)	Limits (dBuV/m)	Margin (dB)	Remark
1	4844.000	32.92	8.55	34.60	38.01	44.88	74.00	29.12	Peak
2	4844.000	32.92	8.55	34.60	34.25	41.12	54.00	12.88	Average

Remarks:
 1. Emission Level= Antenna Factor + Cable Loss -Amp Factor + Reading.
 2. The emission levels that are 20dB below the official limit are not reported.



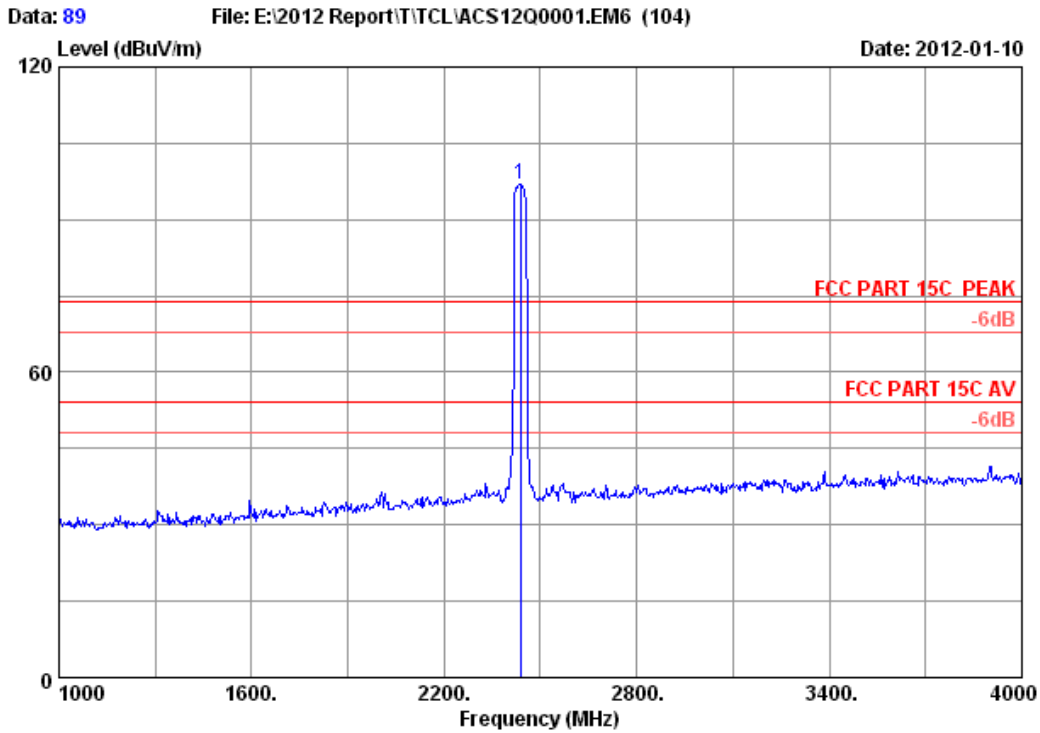
Site no.	: 3m Chamber	Data no.	: 87
Dis. / Ant.	: 3m 2011 3115 4580	Ant. pol.	: HORIZONTAL
Limit	: FCC PART 15C PEAK		
Env. / Ins.	: 24.2*C/56%	Engineer	: Leo-Li
EUT	: Blu-ray Disc Player		
Power supply	: AC 120V/60Hz		
Test mode	: IEEE802.11nHT40 CH1 2422MHz Tx		
M/N	: VBR140		



Site no. : 3m Chamber Data no. : 88
 Dis. / Ant. : 3m 2011 3115 4580 Ant. pol. : HORIZONTAL
 Limit : FCC PART 15C PEAK
 Env. / Ins. : 24.2*C/56% Engineer : Leo-Li
 EUT : Blu-ray Disc Player
 Power supply : AC 120V/60Hz
 Test mode : IEEE802.11nHT40 CH1 2422MHz Tx
 M/N : VBR140

	Freq. (MHz)	Ant. Factor (dB/m)	Cable loss (dB)	Amp. Factor (dB)	Reading (dBuV)	Emission Level (dBuV/m)	Limits (dBuV/m)	Margin (dB)	Remark
1	4844.000	32.92	8.55	34.60	38.85	45.72	74.00	28.28	Peak
2	4844.000	32.92	8.55	34.60	35.03	41.90	54.00	12.10	Average

Remarks:
 1. Emission Level= Antenna Factor + Cable Loss -Amp Factor + Reading.
 2. The emission levels that are 20dB below the official limit are not reported.



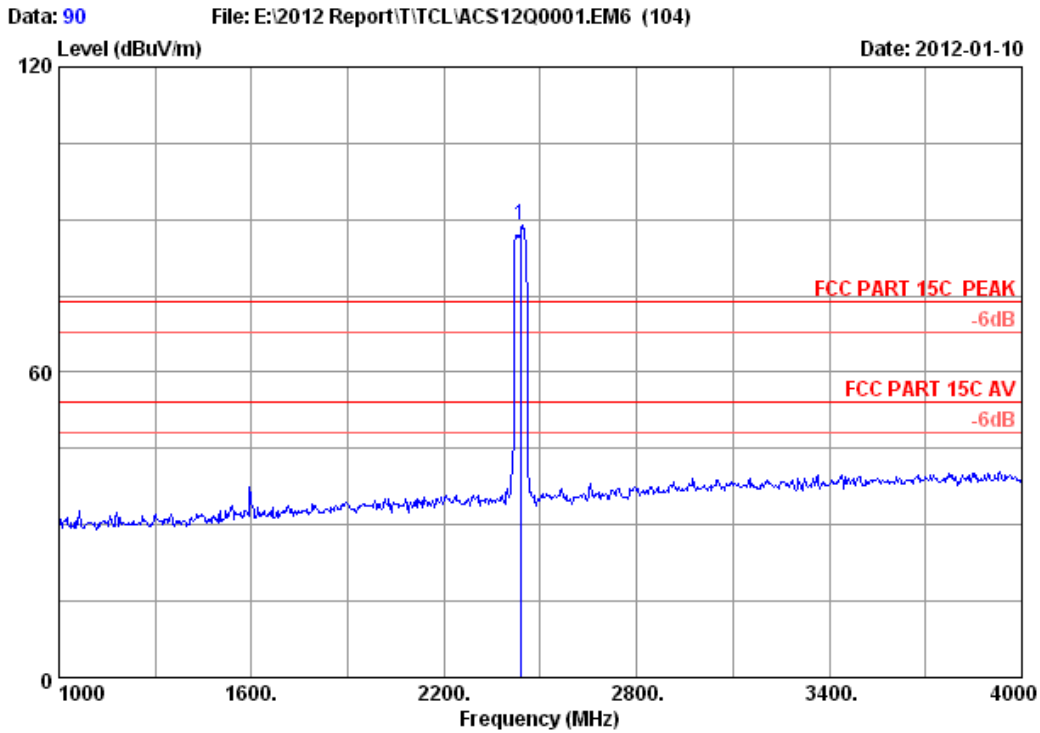
```

Site no.      : 3m Chamber           Data no.   : 89
Dis. / Ant.  : 3m 2011 3115 4580    Ant. pol.  : HORIZONTAL
Limit       : FCC PART 15C PEAK
Env. / Ins.  : 24.2*C/56%           Engineer   : Leo-Li
EUT         : Blu-ray Disc Player
Power supply : AC 120V/60Hz
Test mode    : IEEE802.11nHT40 CH4 2437MHz Tx
M/N         : VBR140
    
```

	Freq. (MHz)	Ant. Factor (dB/m)	Cable loss (dB)	Amp. Factor (dB)	Reading (dBuV)	Emission Level (dBuV/m)	Limits (dBuV/m)	Margin (dB)	Remark
1	2437.000	28.03	6.06	34.44	97.28	96.93	74.00	-22.93	Peak

Remarks:

1. Emission Level= Antenna Factor + Cable Loss -Amp Factor + Reading.
2. The emission levels that are 20dB below the official limit are not reported.



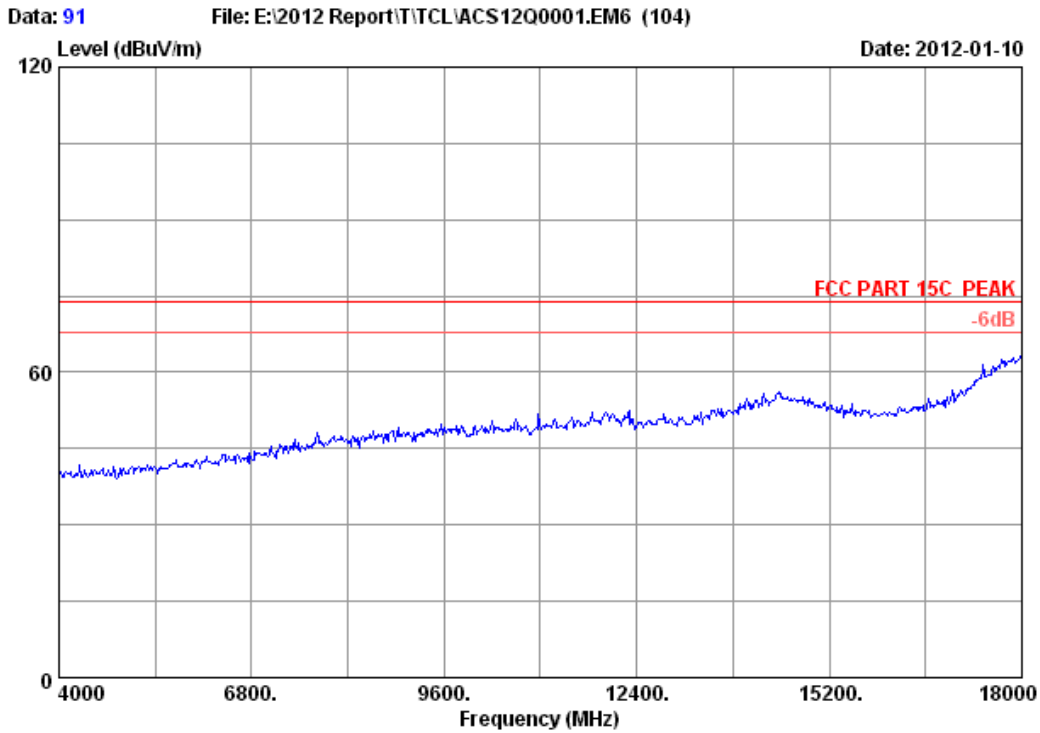
```

Site no.      : 3m Chamber           Data no.   : 90
Dis. / Ant.  : 3m 2011 3115 4580     Ant. pol.  : VERTICAL
Limit       : FCC PART 15C PEAK
Env. / Ins.  : 24.2*C/56%           Engineer   : Leo-Li
EUT         : Blu-ray Disc Player
Power supply : AC 120V/60Hz
Test mode    : IEEE802.11nHT40 CH4 2437MHz Tx
M/N         : VBR140
    
```

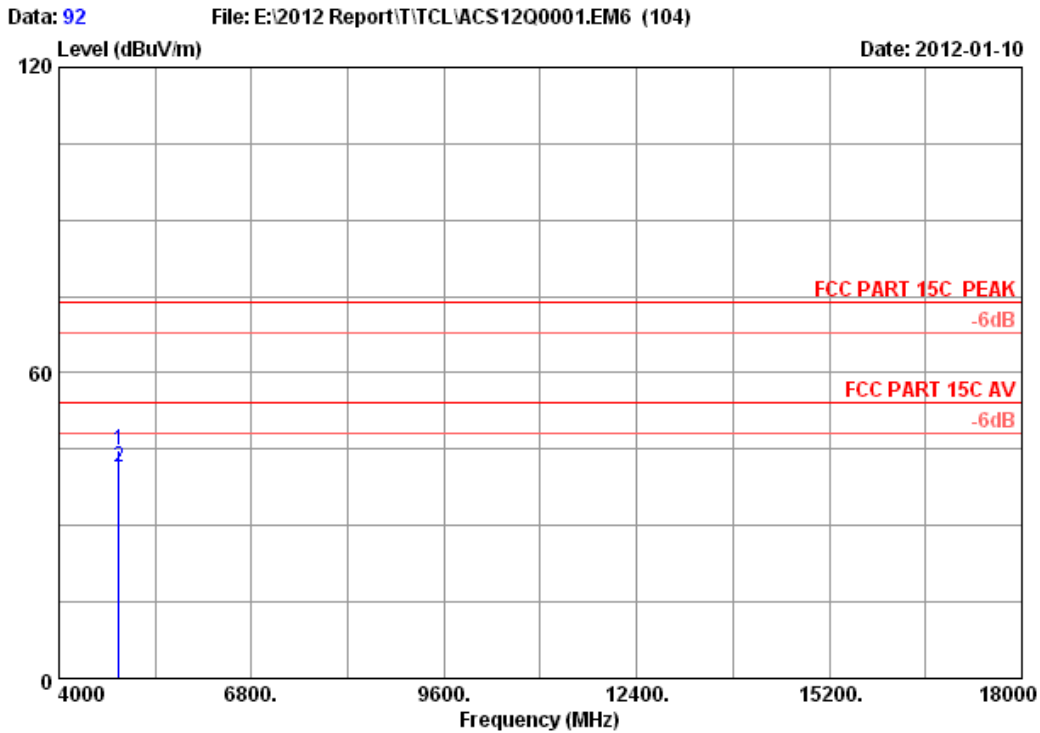
	Freq. (MHz)	Ant. Factor (dB/m)	Cable loss (dB)	Amp. Factor (dB)	Reading (dBuV)	Emission			Remark
						Level (dBuV/m)	Limits (dBuV/m)	Margin (dB)	
1	2437.000	28.03	6.06	34.44	89.32	88.97	74.00	-14.97	Peak

Remarks:

- Emission Level= Antenna Factor + Cable Loss -Amp Factor + Reading.
- The emission levels that are 20dB below the official limit are not reported.



Site no. : 3m Chamber Data no. : 91
Dis. / Ant. : 3m 2011 3115 4580 Ant. pol. : VERTICAL
Limit : FCC PART 15C PEAK
Env. / Ins. : 24.2*C/56% Engineer : Leo-Li
EUT : Blu-ray Disc Player
Power supply : AC 120V/60Hz
Test mode : IEEE802.11nHT40 CH4 2437MHz Tx
M/N : VBR140

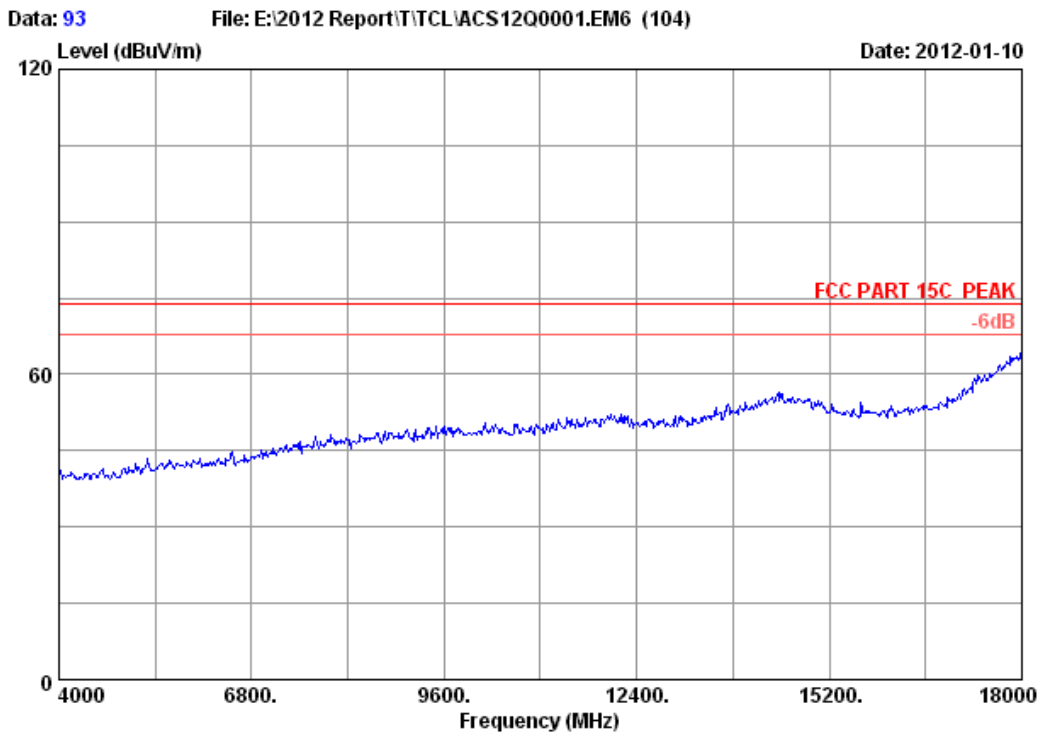


Site no. : 3m Chamber Data no. : 92
 Dis. / Ant. : 3m 2011 3115 4580 Ant. pol. : VERTICAL
 Limit : FCC PART 15C PEAK
 Env. / Ins. : 24.2*C/56% Engineer : Leo-Li
 EUT : Blu-ray Disc Player
 Power supply : AC 120V/60Hz
 Test mode : IEEE802.11nHT40 CH4 2437MHz Tx
 M/N : VBR140

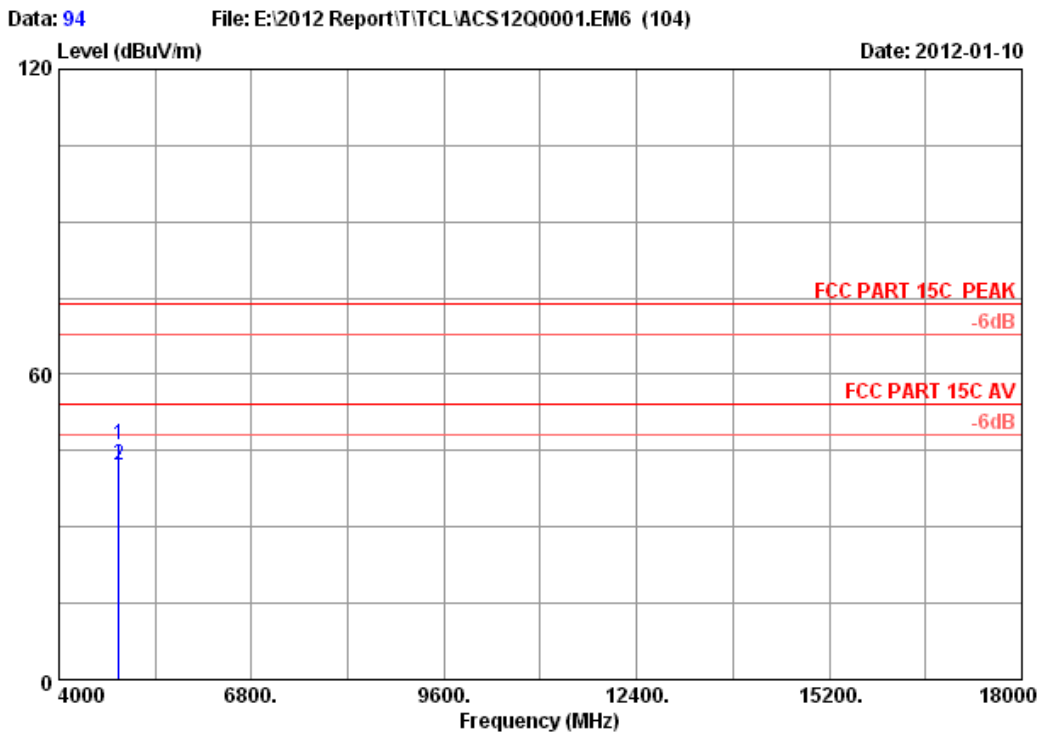
	Freq. (MHz)	Ant. Factor (dB/m)	Cable loss (dB)	Amp. Factor (dB)	Reading (dBuV)	Emission Level (dBuV/m)	Limits (dBuV/m)	Margin (dB)	Remark
1	4874.000	32.98	8.58	34.60	37.75	44.71	74.00	29.29	Peak
2	4874.000	32.98	8.58	34.60	34.47	41.43	54.00	12.57	Average

Remarks:

1. Emission Level= Antenna Factor + Cable Loss -Amp Factor + Reading.
2. The emission levels that are 20dB below the official limit are not reported.



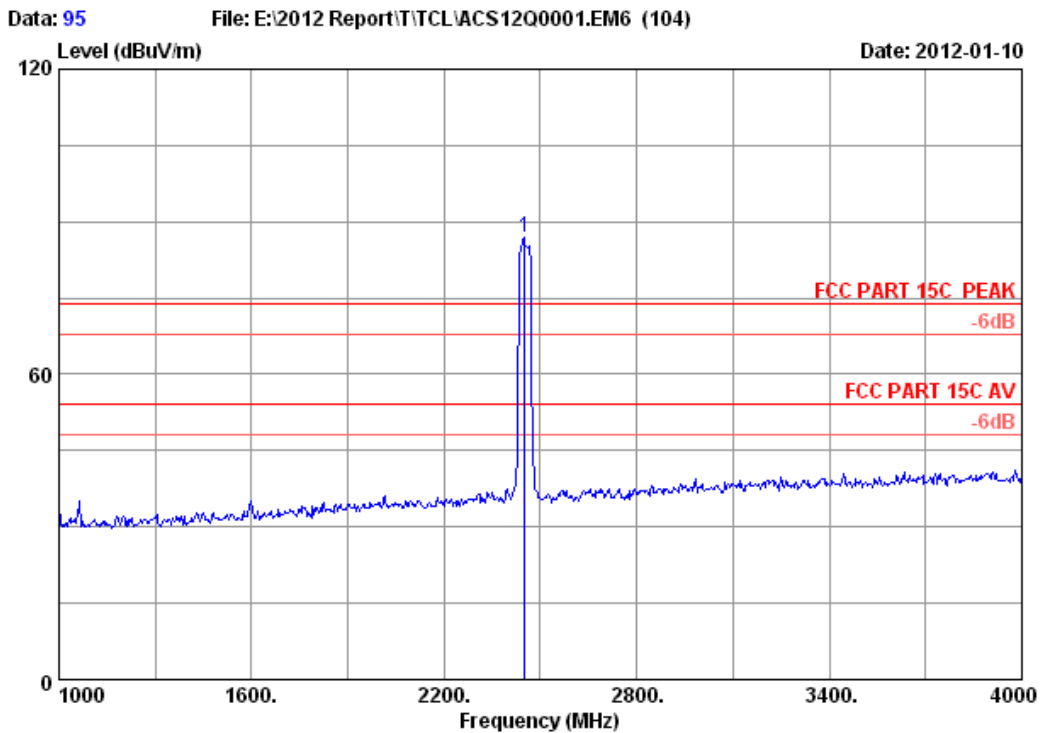
Site no.	: 3m Chamber	Data no.	: 93
Dis. / Ant.	: 3m 2011 3115 4580	Ant. pol.	: HORIZONTAL
Limit	: FCC PART 15C PEAK		
Env. / Ins.	: 24.2*C/56%	Engineer	: Leo-Li
EUT	: Blu-ray Disc Player		
Power supply	: AC 120V/60Hz		
Test mode	: IEEE802.11nHT40 CH4 2437MHz Tx		
M/N	: VBR140		



Site no. : 3m Chamber Data no. : 94
 Dis. / Ant. : 3m 2011 3115 4580 Ant. pol. : HORIZONTAL
 Limit : FCC PART 15C PEAK
 Env. / Ins. : 24.2*C/56% Engineer : Leo-Li
 EUT : Blu-ray Disc Player
 Power supply : AC 120V/60Hz
 Test mode : IEEE802.11nHT40 CH4 2437MHz Tx
 M/N : VBR140

	Freq. (MHz)	Ant. Factor (dB/m)	Cable loss (dB)	Amp. Factor (dB)	Reading (dBuV)	Emission Level (dBuV/m)	Limits (dBuV/m)	Margin (dB)	Remark
1	4874.000	32.98	8.58	34.60	39.15	46.11	74.00	27.89	Peak
2	4874.000	32.98	8.58	34.60	35.12	42.08	54.00	11.92	Average

Remarks:
 1. Emission Level= Antenna Factor + Cable Loss -Amp Factor + Reading.
 2. The emission levels that are 20dB below the official limit are not reported.

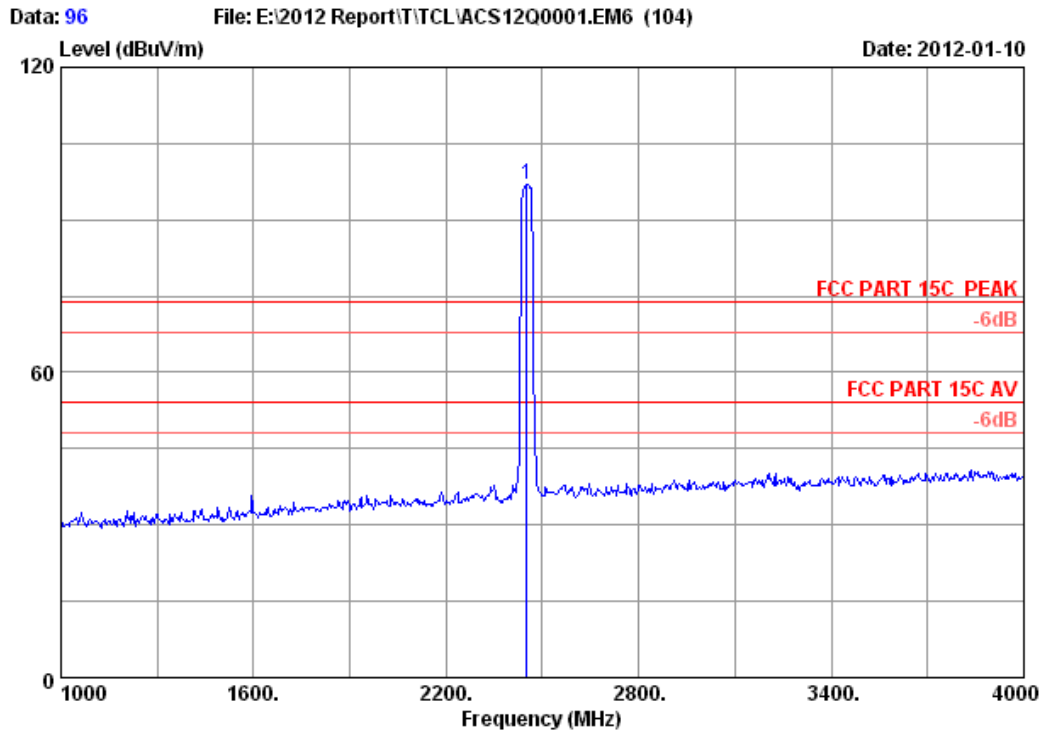


Site no. : 3m Chamber Data no. : 95
 Dis. / Ant. : 3m 2011 3115 4580 Ant. pol. : VERTICAL
 Limit : FCC PART 15C PEAK
 Env. / Ins. : 24.2*C/56% Engineer : Leo-Li
 EUT : Blu-ray Disc Player
 Power supply : AC 120V/60Hz
 Test mode : IEEE802.11nHT40 CH7 2452MHz Tx
 M/N : VBR140

	Ant. Factor (dB/m)	Cable loss (dB)	Amp. Factor (dB)	Emission Reading (dBuV)	Emission Level (dBuV/m)	Limits (dBuV/m)	Margin (dB)	Remark
1	28.03	6.09	34.44	87.13	86.81	74.00	-12.81	Peak

Remarks:

1. Emission Level= Antenna Factor + Cable Loss -Amp Factor + Reading.
2. The emission levels that are 20dB below the official limit are not reported.

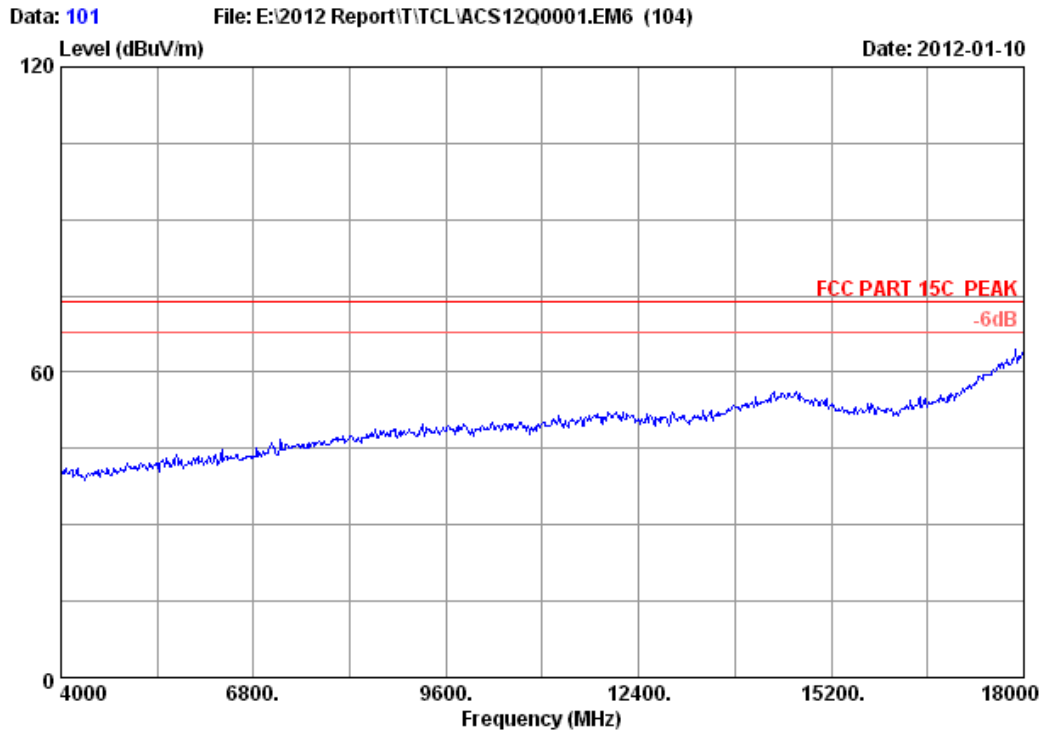


Site no. : 3m Chamber Data no. : 96
 Dis. / Ant. : 3m 2011 3115 4580 Ant. pol. : HORIZONTAL
 Limit : FCC PART 15C PEAK
 Env. / Ins. : 24.2*C/56% Engineer : Leo-Li
 EUT : Blu-ray Disc Player
 Power supply : AC 120V/60Hz
 Test mode : IEEE802.11nHT40 CH7 2452MHz Tx
 M/N : VBR140

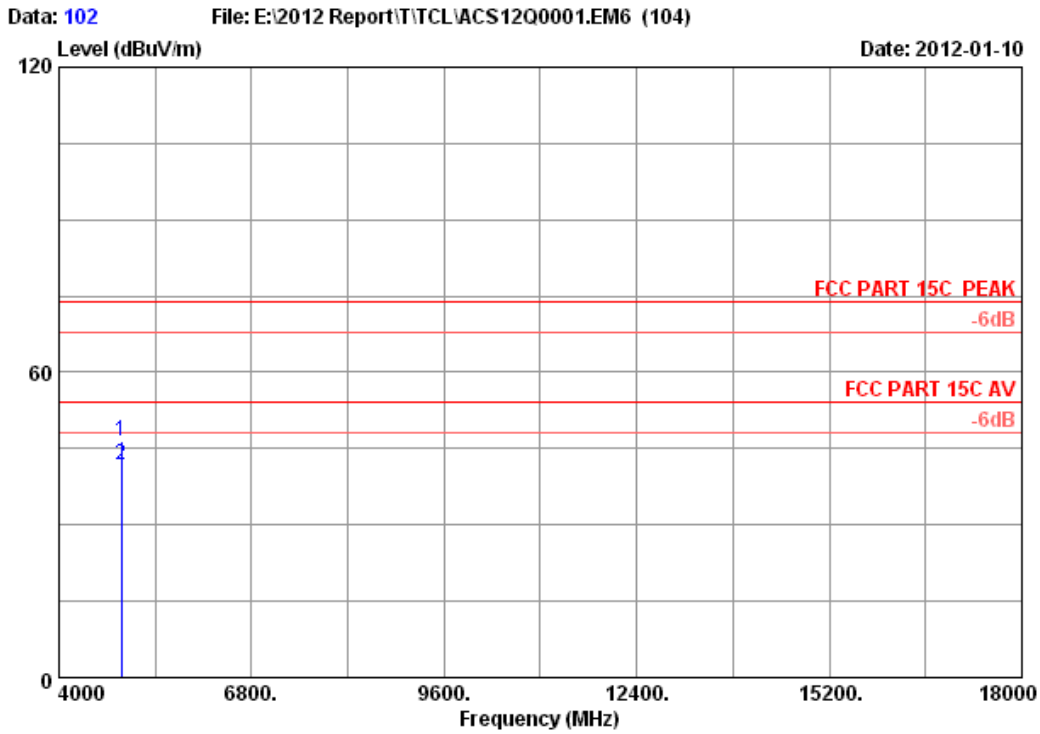
Freq. (MHz)	Ant. Factor (dB/m)	Cable loss (dB)	Amp. Factor (dB)	Reading (dBuV)	Emission			Remark
					Level (dBuV/m)	Limits (dBuV/m)	Margin (dB)	
1 2452.000	28.03	6.09	34.44	97.24	96.92	74.00	-22.92	Peak

Remarks:

1. Emission Level= Antenna Factor + Cable Loss -Amp Factor + Reading.
2. The emission levels that are 20dB below the official limit are not reported.



Site no. : 3m Chamber Data no. : 101
Dis. / Ant. : 3m 2011 3115 4580 Ant. pol. : VERTICAL
Limit : FCC PART 15C PEAK
Env. / Ins. : 24.2*C/56% Engineer : Leo-Li
EUT : Blu-ray Disc Player
Power supply : AC 120V/60Hz
Test mode : IEEE802.11nHT40 CH7 2452MHz Tx
M/N : VBR140

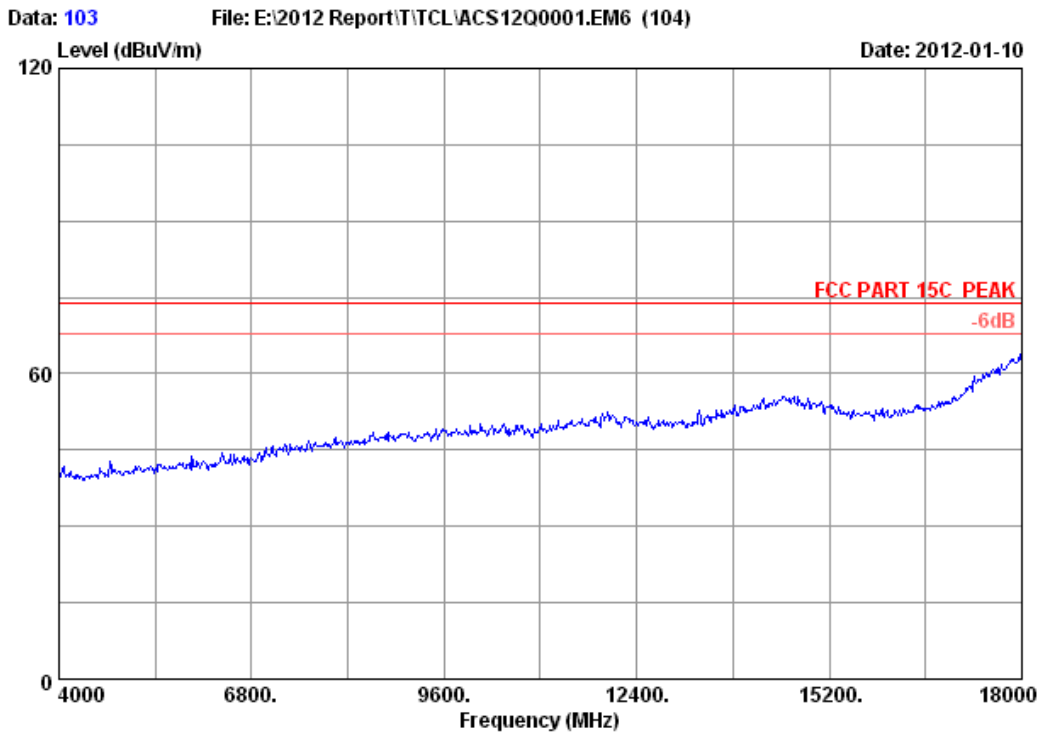


Site no. : 3m Chamber Data no. : 102
 Dis. / Ant. : 3m 2011 3115 4580 Ant. pol. : VERTICAL
 Limit : FCC PART 15C PEAK
 Env. / Ins. : 24.2*C/56% Engineer : Leo-Li
 EUT : Blu-ray Disc Player
 Power supply : AC 120V/60Hz
 Test mode : IEEE802.11nHT40 CH7 2452MHz Tx
 M/N : VBR140

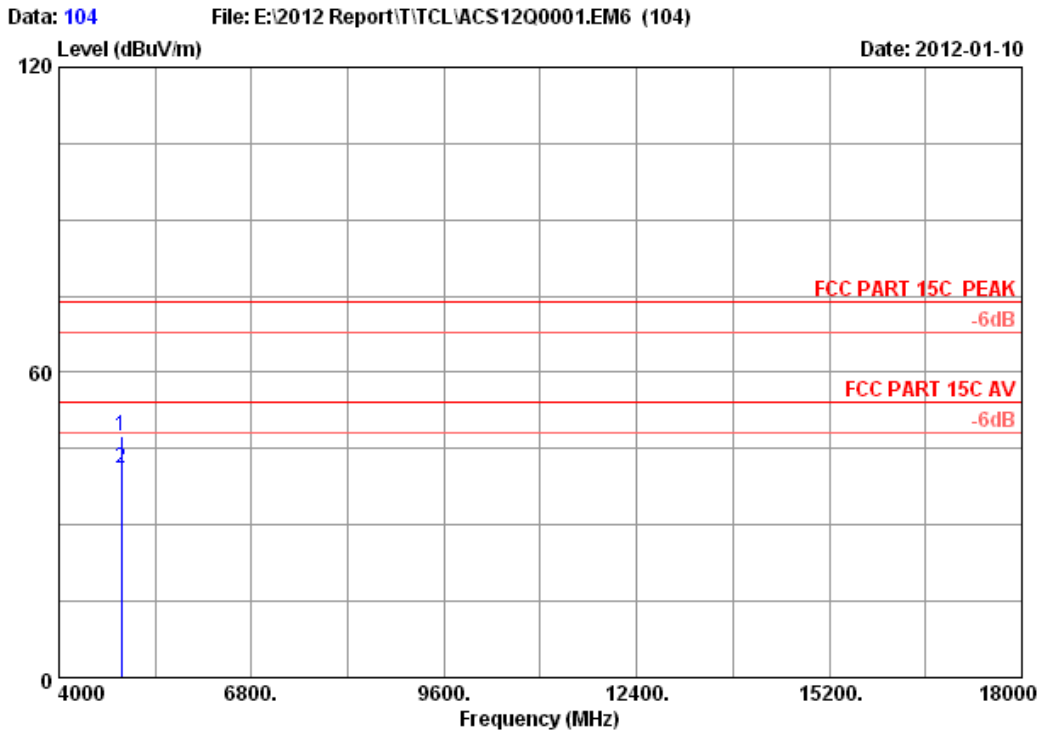
	Freq. (MHz)	Ant. Factor (dB/m)	Cable loss (dB)	Amp. Factor (dB)	Reading (dBuV)	Emission Level (dBuV/m)	Limits (dBuV/m)	Margin (dB)	Remark
1	4904.000	33.04	8.61	34.60	39.45	46.50	74.00	27.50	Peak
2	4904.000	33.04	8.61	34.60	34.66	41.71	54.00	12.29	Average

Remarks:

1. Emission Level= Antenna Factor + Cable Loss -Amp Factor + Reading.
2. The emission levels that are 20dB below the official limit are not reported.



Site no. : 3m Chamber Data no. : 103
Dis. / Ant. : 3m 2011 3115 4580 Ant. pol. : HORIZONTAL
Limit : FCC PART 15C PEAK
Env. / Ins. : 24.2*C/56% Engineer : Leo-Li
EUT : Blu-ray Disc Player
Power supply : AC 120V/60Hz
Test mode : IEEE802.11nHT40 CH7 2452MHz Tx
M/N : VBR140



Site no. : 3m Chamber Data no. : 104
 Dis. / Ant. : 3m 2011 3115 4580 Ant. pol. : HORIZONTAL
 Limit : FCC PART 15C PEAK
 Env. / Ins. : 24.2*C/56% Engineer : Leo-Li
 EUT : Blu-ray Disc Player
 Power supply : AC 120V/60Hz
 Test mode : IEEE802.11nHT40 CH7 2452MHz Tx
 M/N : VBR140

	Freq. (MHz)	Ant. Factor (dB/m)	Cable loss (dB)	Amp. Factor (dB)	Reading (dBuV)	Emission Level (dBuV/m)	Limits (dBuV/m)	Margin (dB)	Remark
1	4904.000	33.04	8.61	34.60	40.25	47.30	74.00	26.70	Peak
2	4904.000	33.04	8.61	34.60	34.11	41.16	54.00	12.84	Average

Remarks:

1. Emission Level= Antenna Factor + Cable Loss -Amp Factor + Reading.
2. The emission levels that are 20dB below the official limit are not reported.

5. CONDUCTED SPURIOUS EMISSIONS

5.1. Test Equipment

Item	Equipment	Manufacturer	Model No.	Serial No.	Last Cal.	Cal. Interval
1.	Spectrum Analyzer	Agilent	E4446A	US44300459	May.08,11	1 Year
2.	Attenuator	Agilent	8491B	MY39262165	May.08,11	1 Year
3.	RF Cable	Hubersuhner	SUCOFLEX102	28618/2	May.08,11	1Year

5.2. Limit

In any 100kHz bandwidth outside the frequency bands in which the spread spectrum intentional radiator is operating, the radio frequency power that is produced by the intentional radiator shall be at least 20dB below that in the 100kHz bandwidth within the band that contains the highest level of the desired power, In addition, radiated emissions which fall in the restricted bands, as defined in §15.205(a), must also comply with the radiated emission limits specified in 15.209(a).

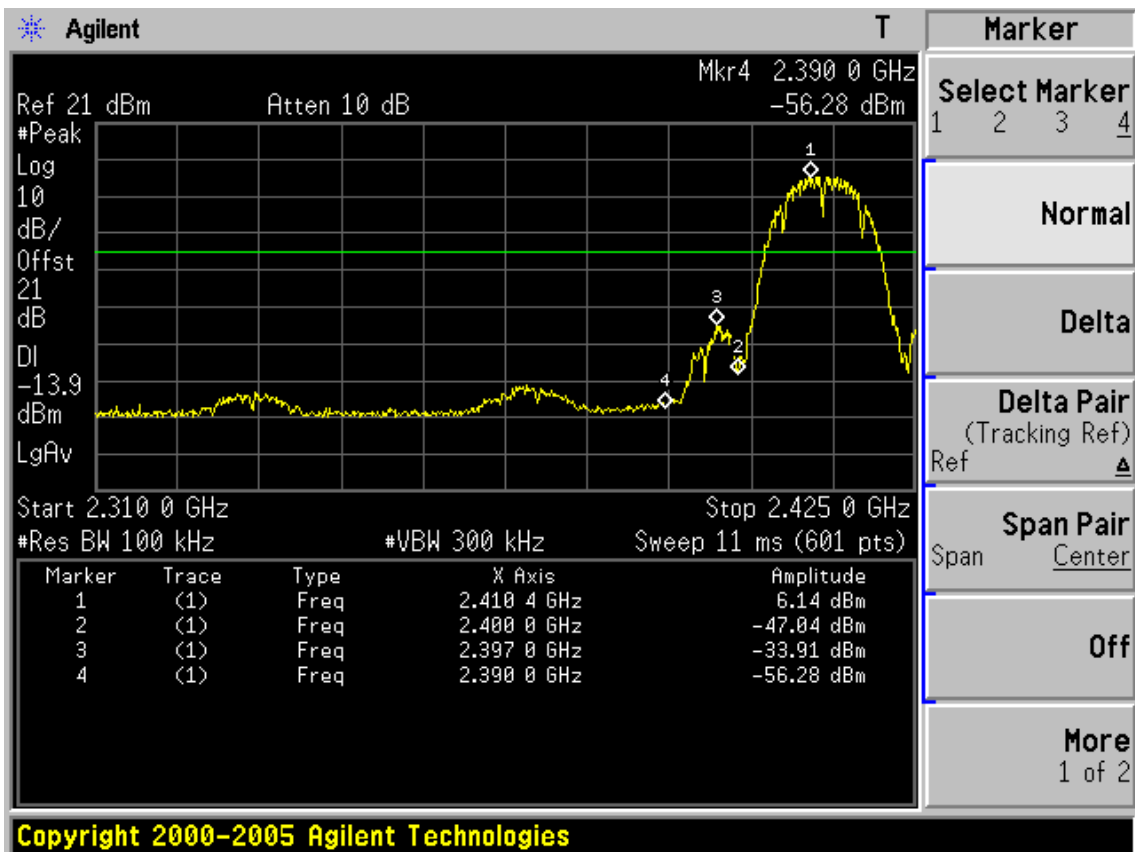
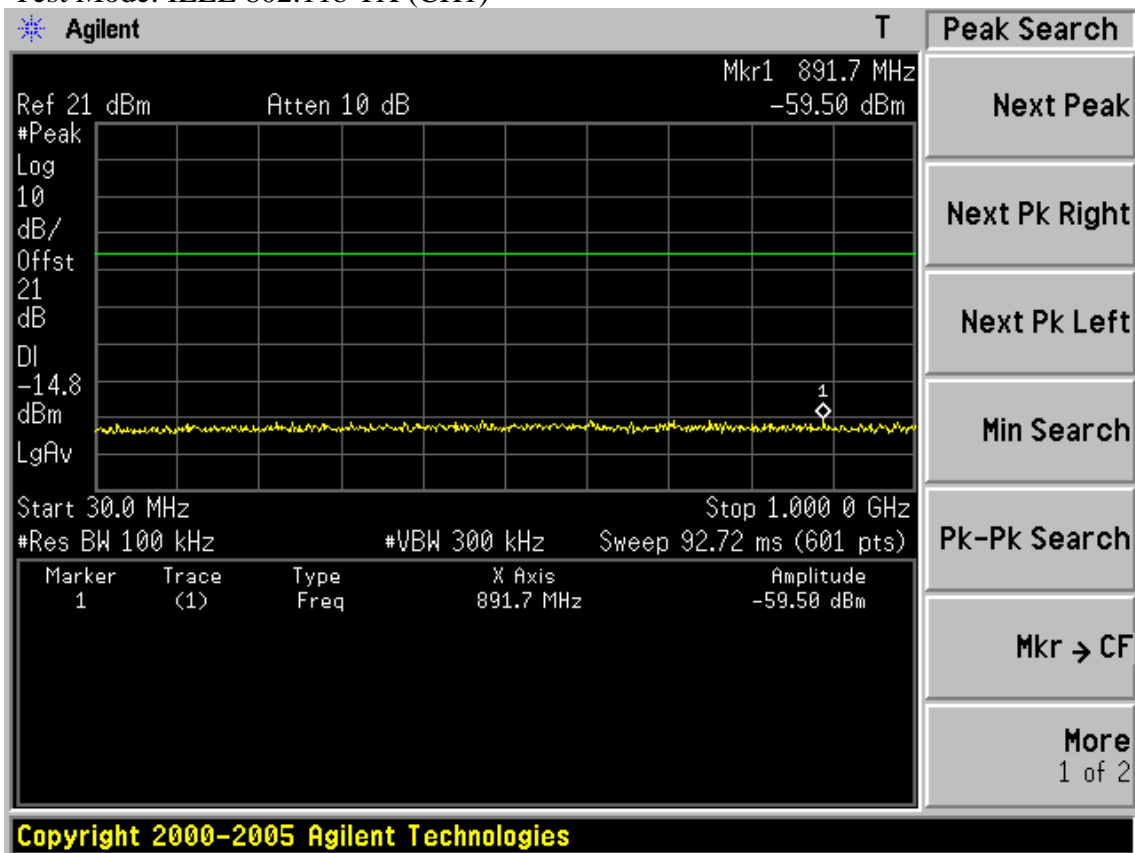
5.3. Test Procedure

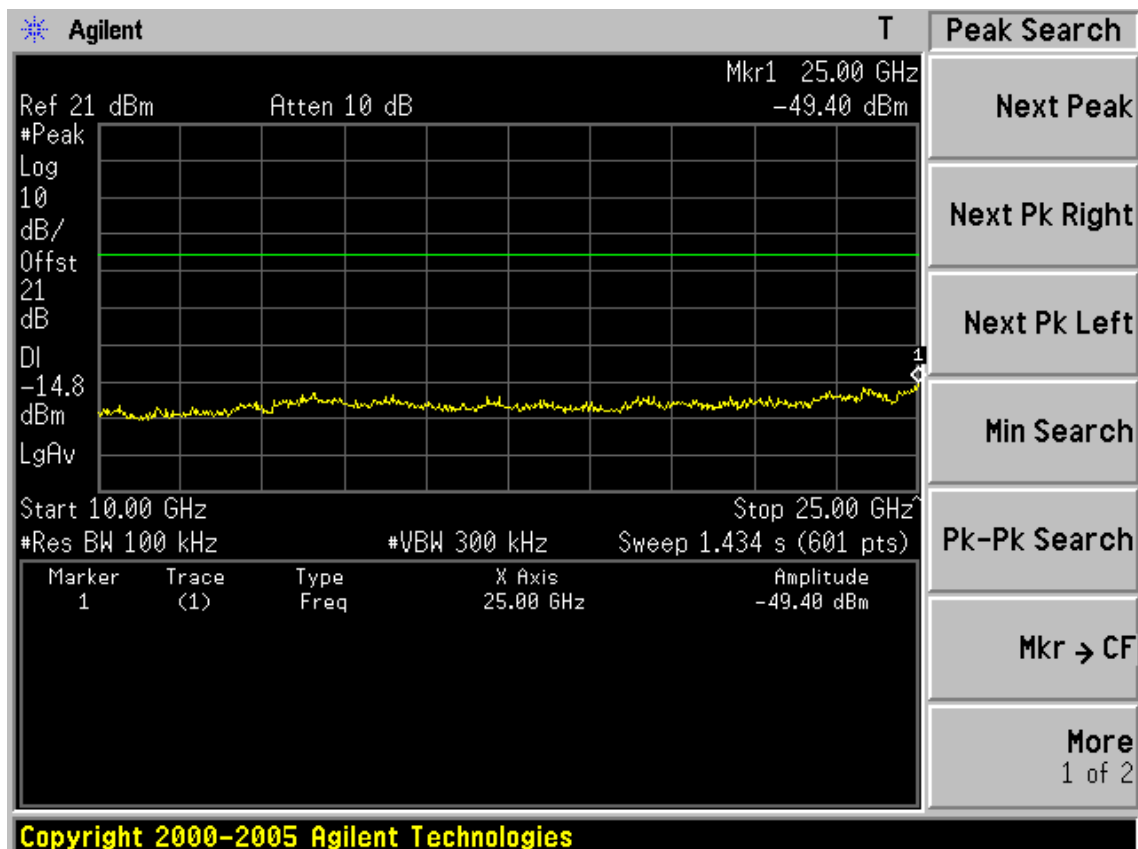
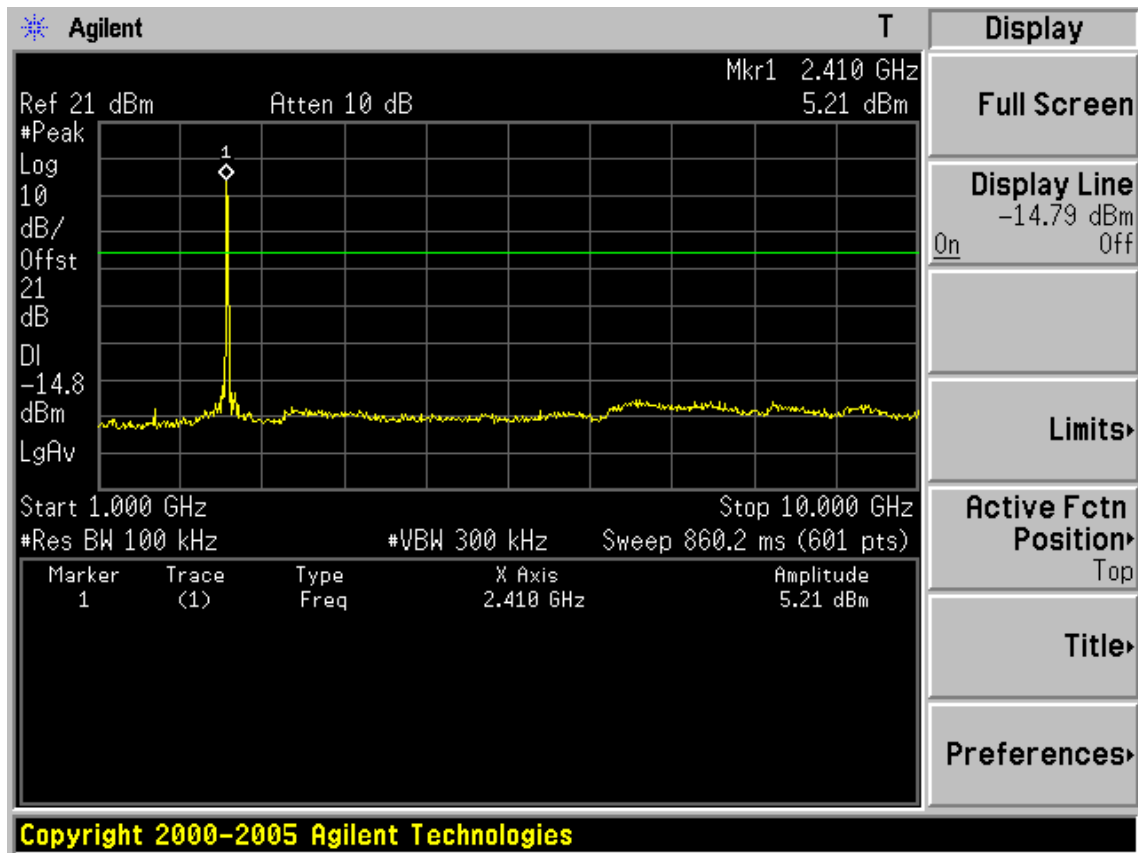
The transmitter output was connected to a spectrum analyzer, The resolution bandwidth is set to 100 kHz, The video bandwidth is set to 300 kHz and measure all the emissions detected.

5.4. Test result

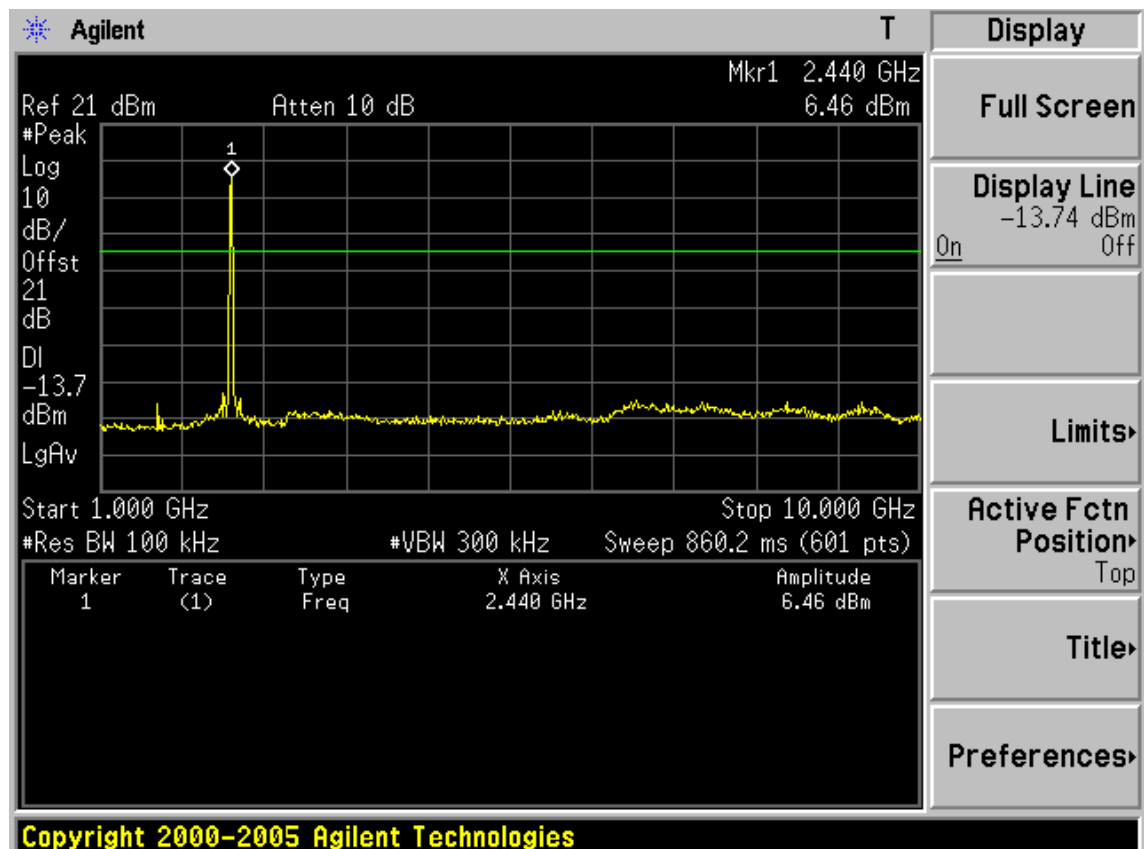
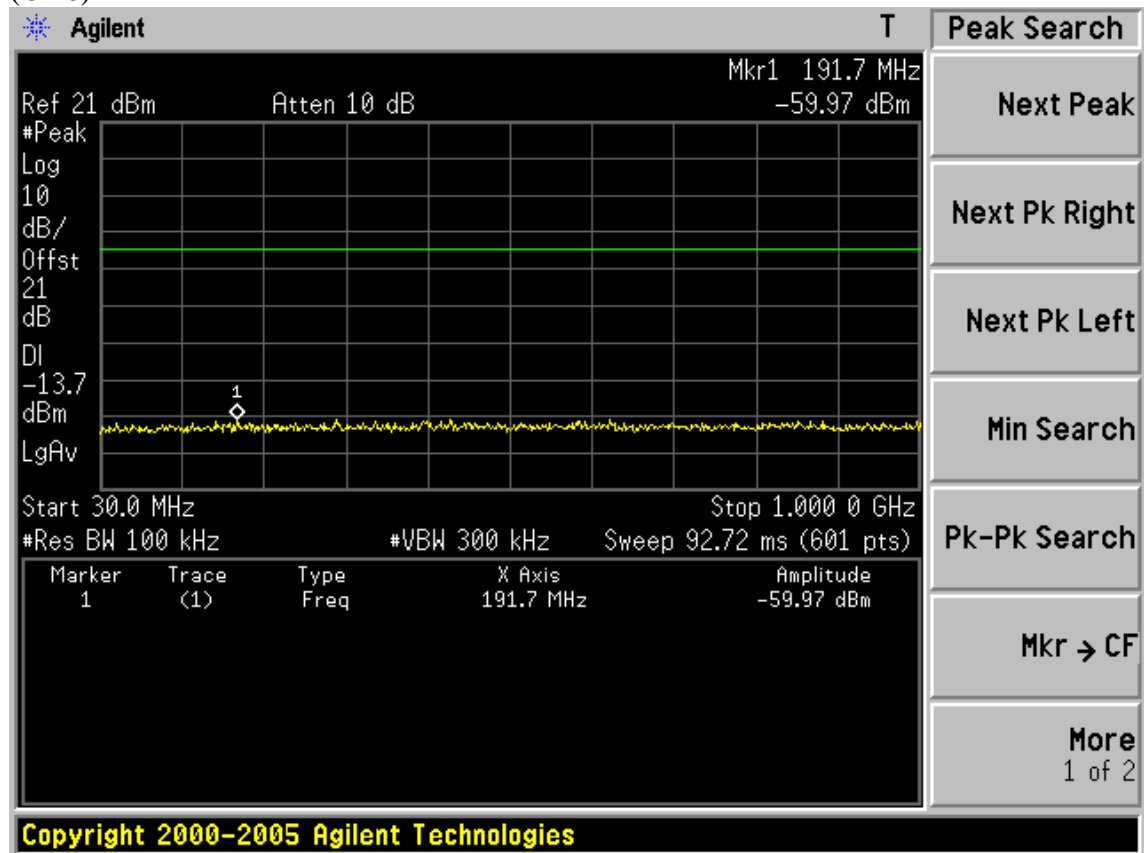
PASS (The testing data was attached in the next pages.)

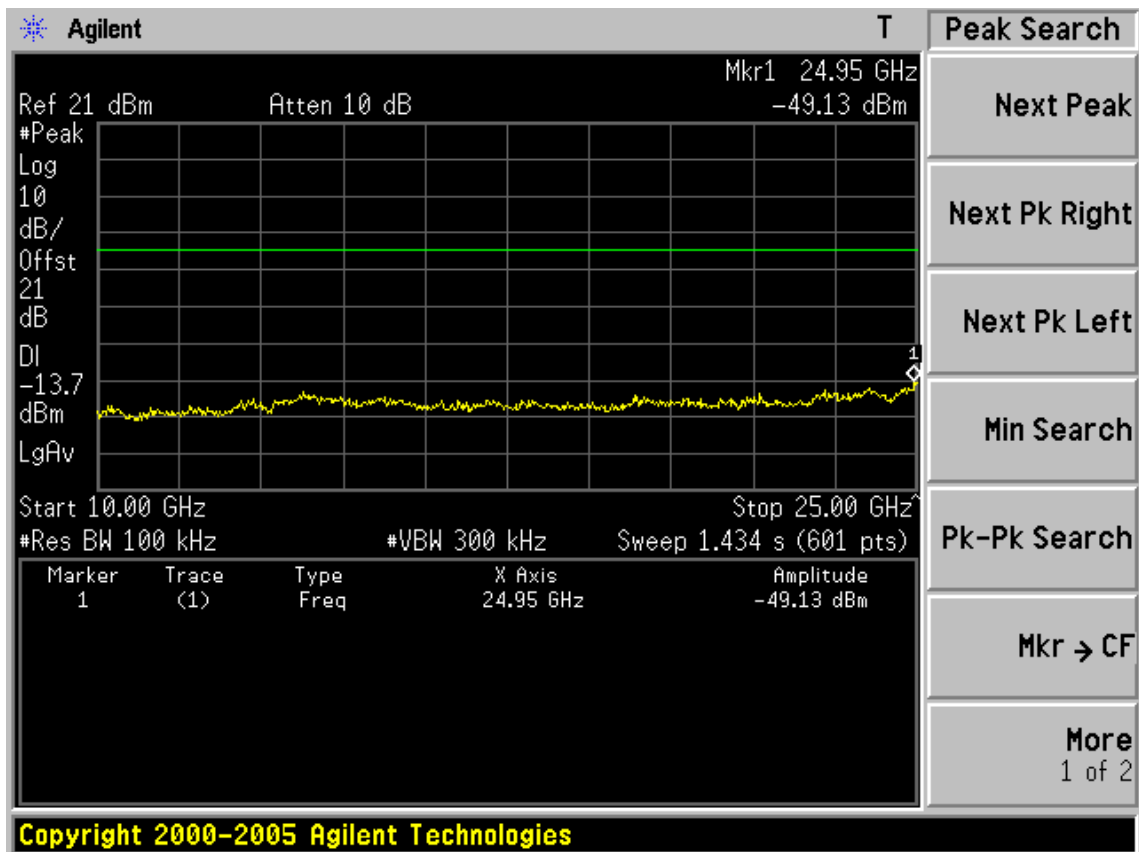
Conducted emission test data:
 Test Mode: IEEE 802.11b TX (CH1)



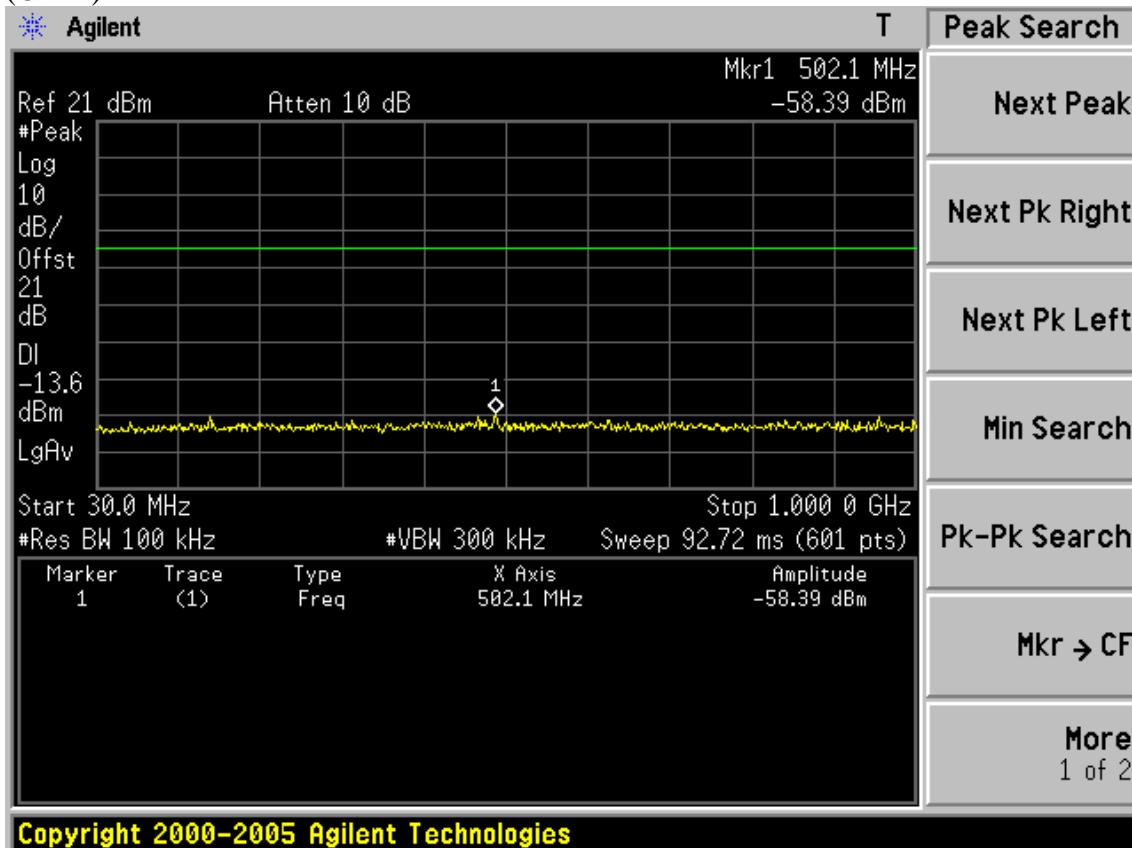


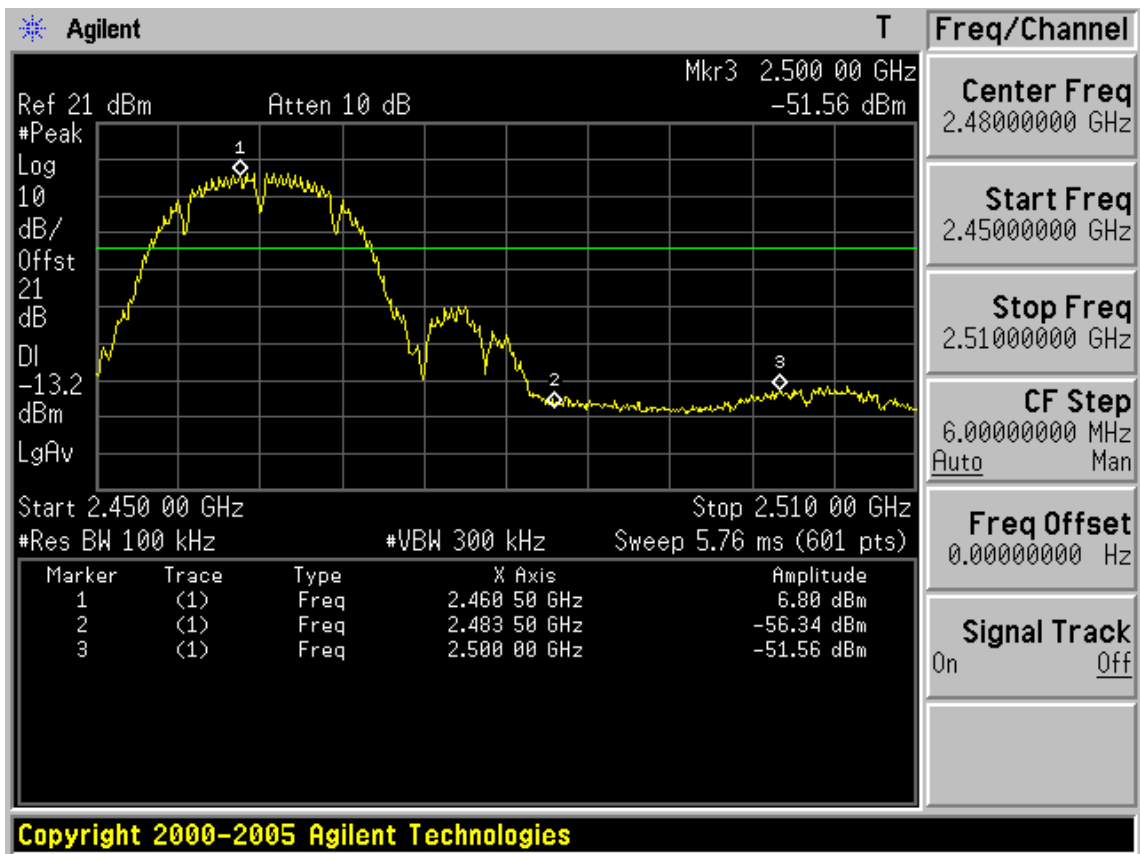
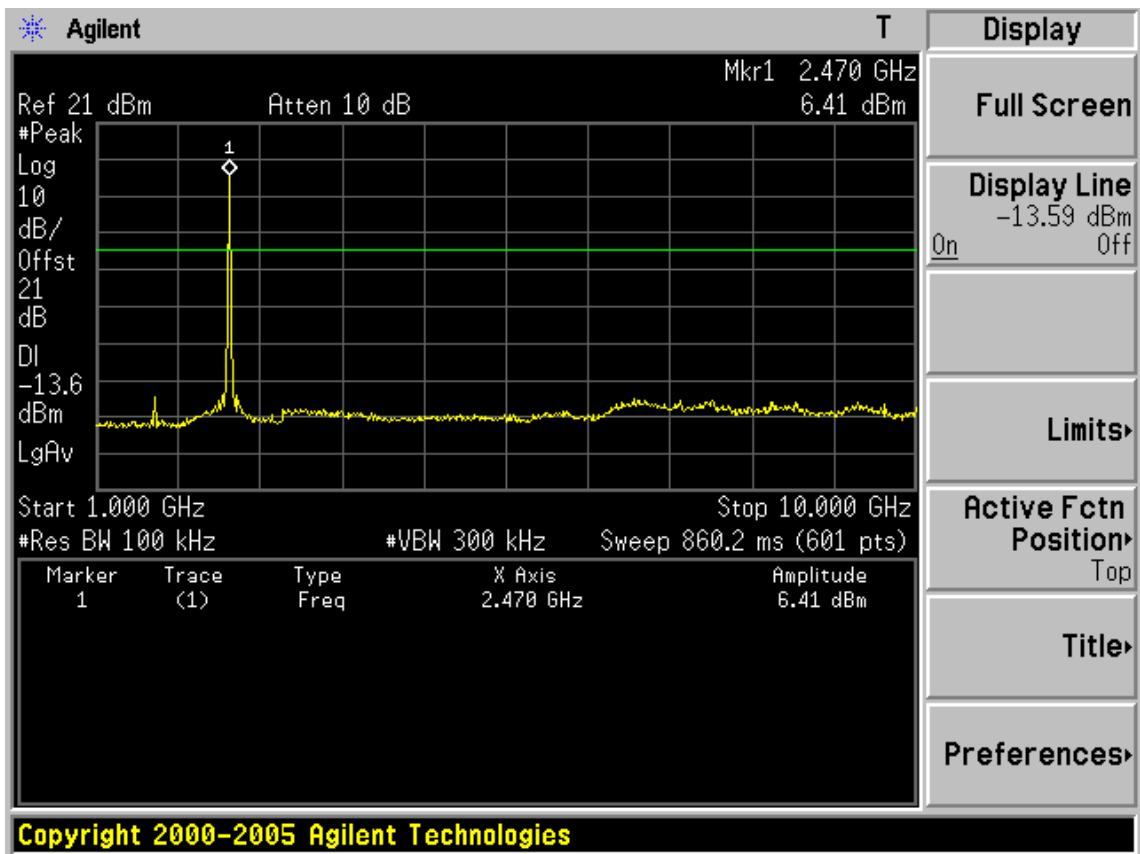
(CH6)

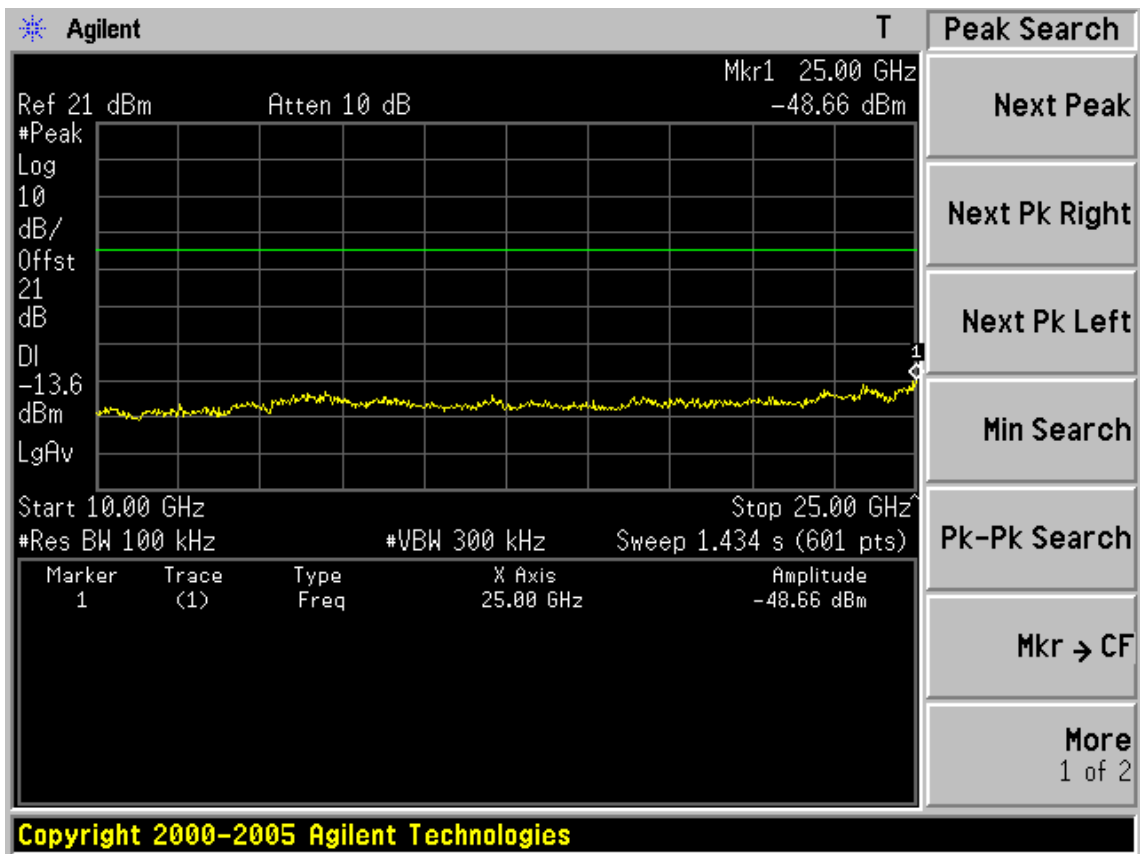




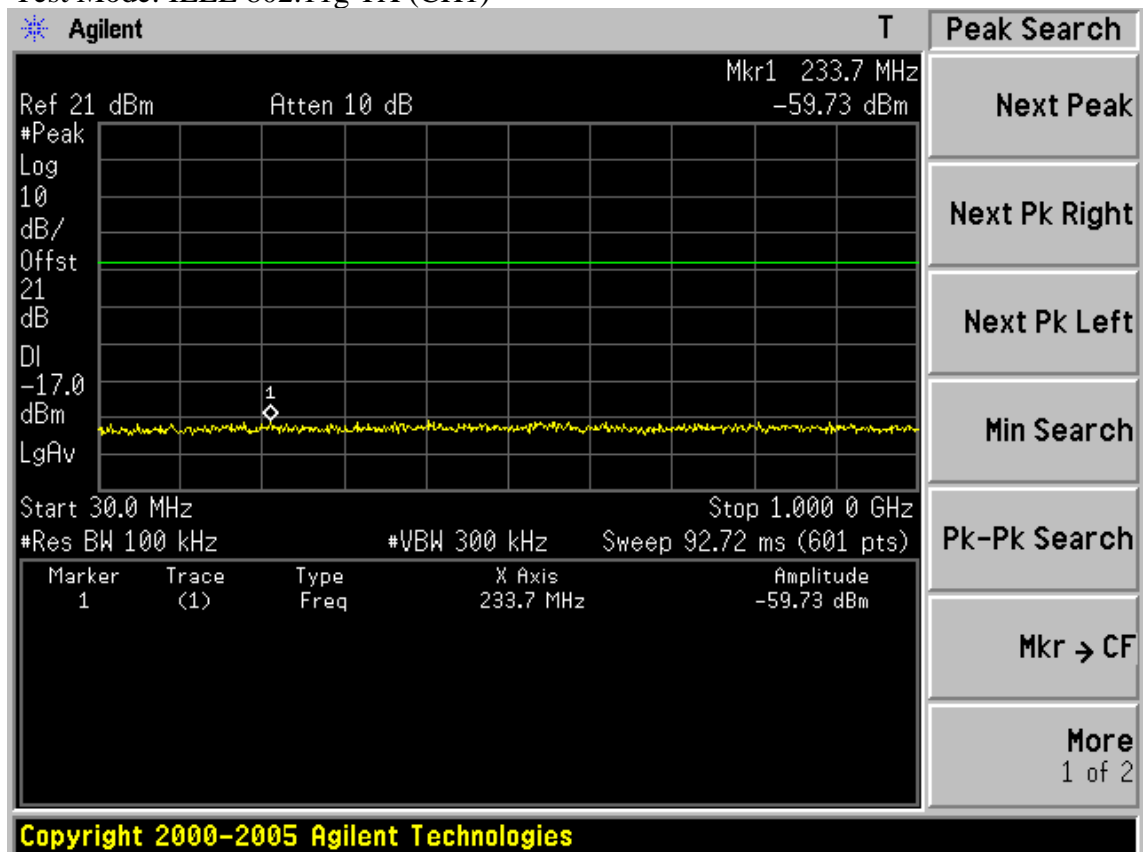
(CH11)

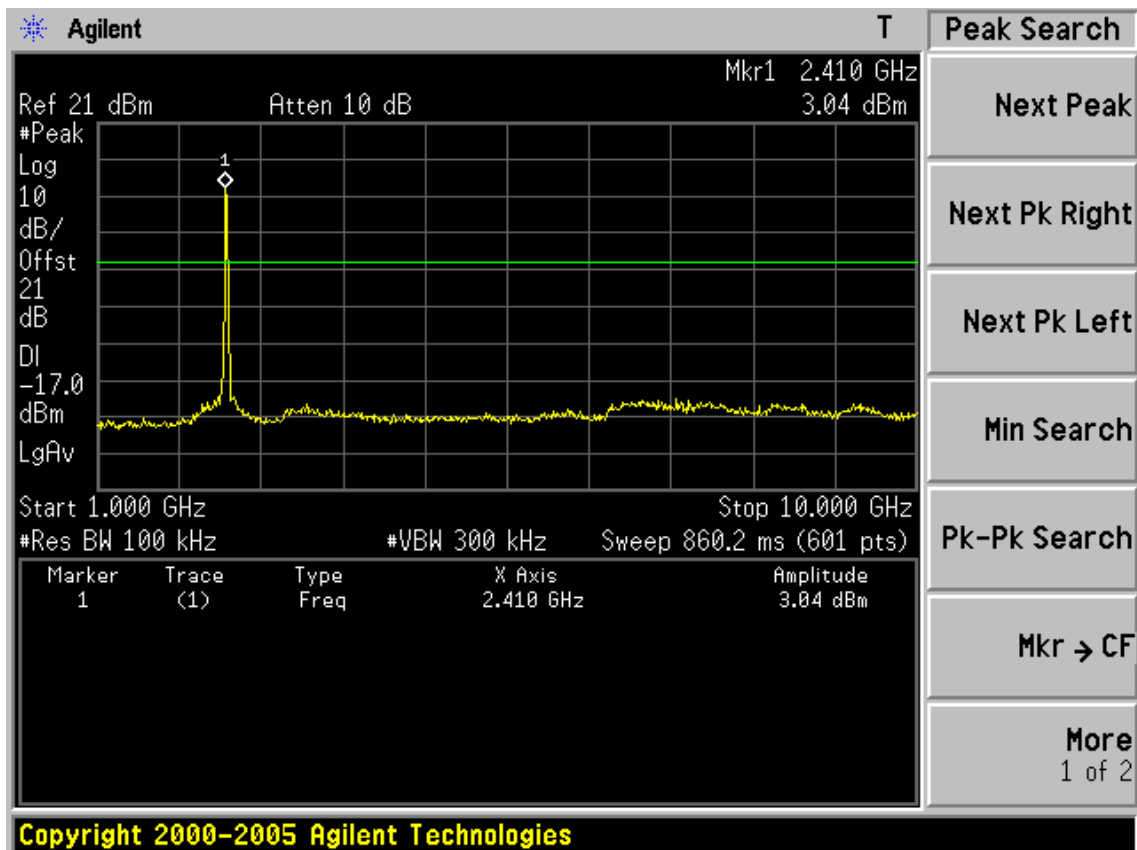
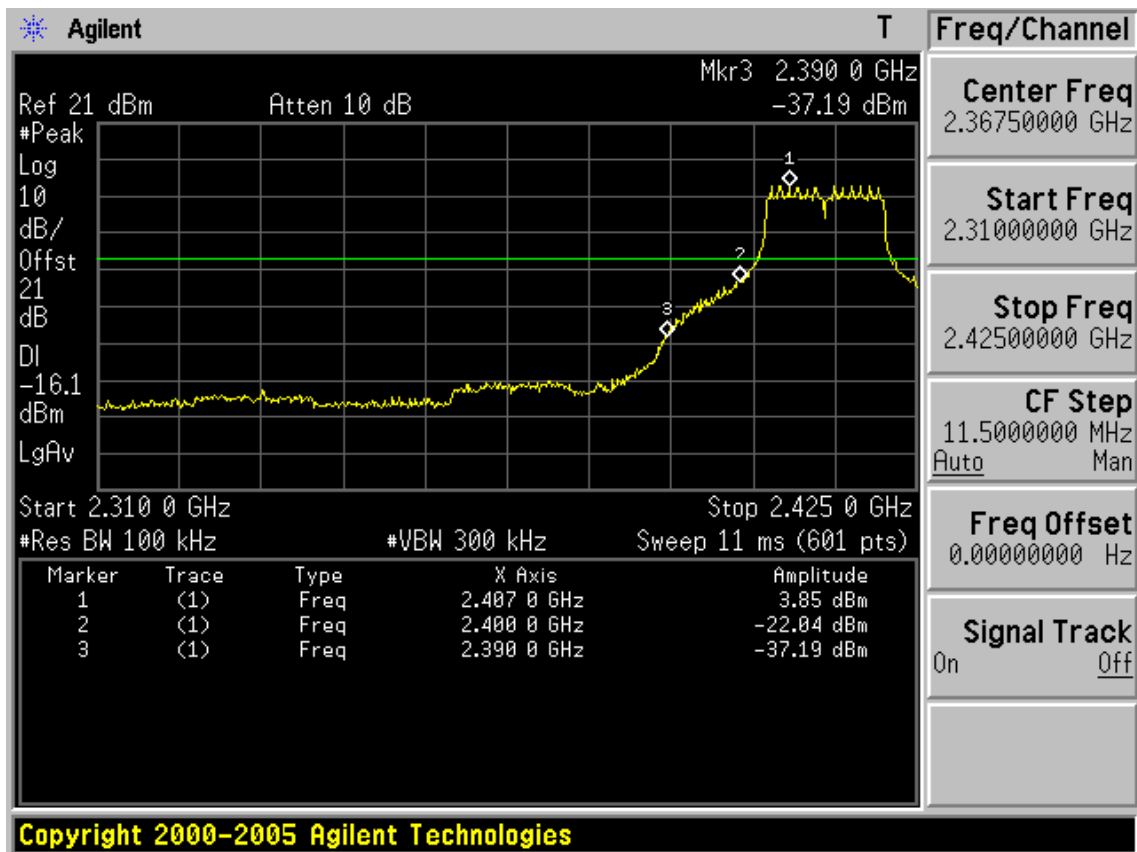


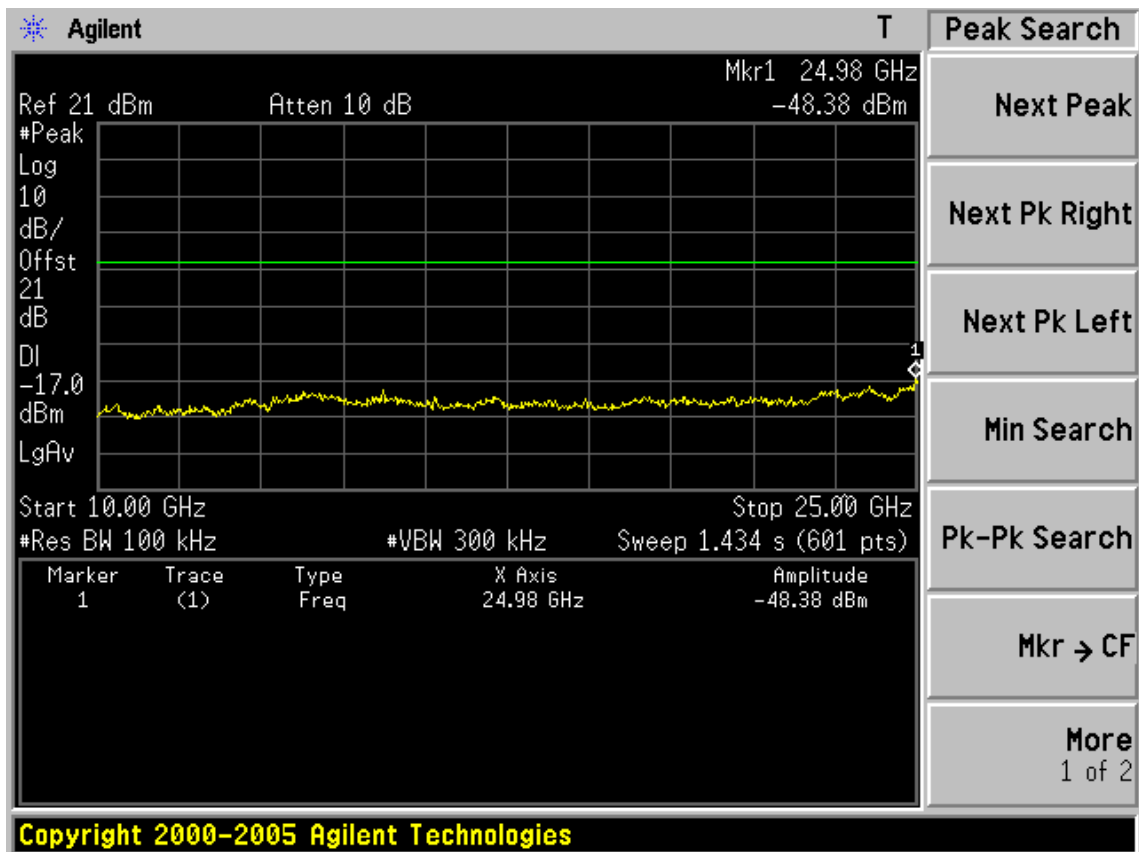




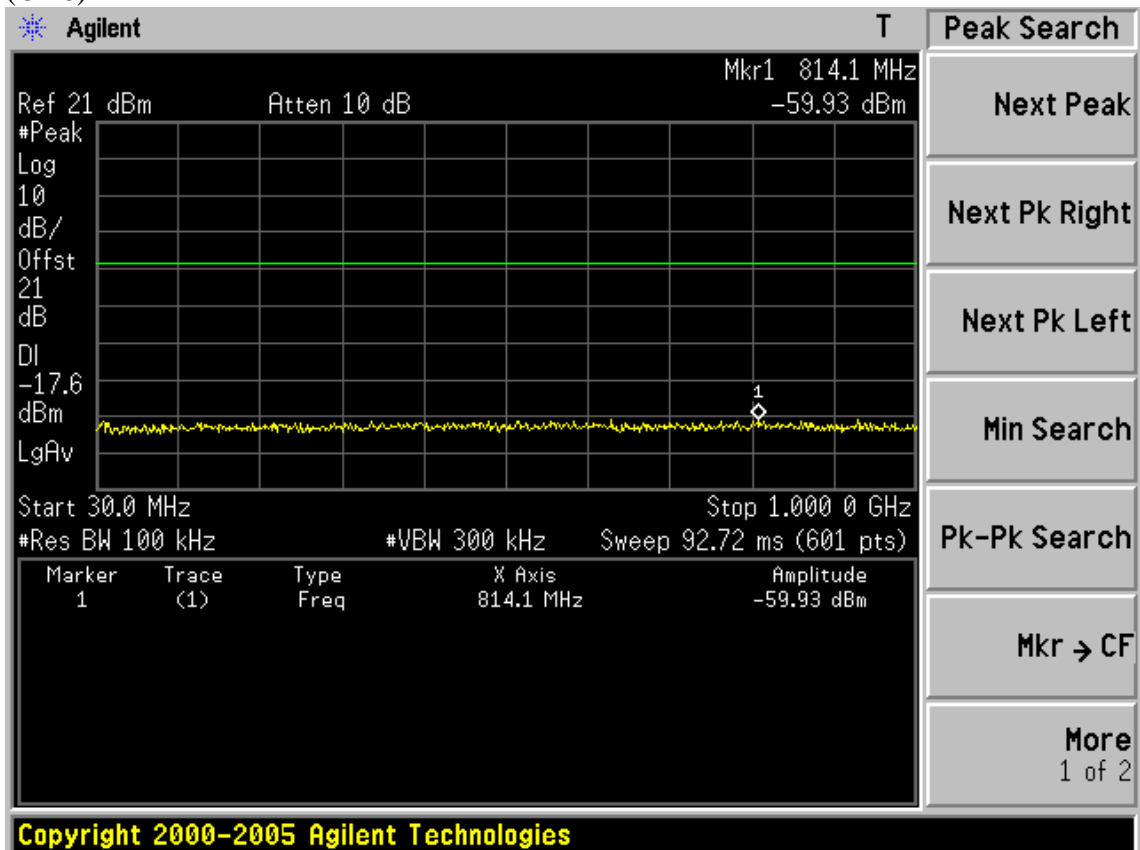
Test Mode: IEEE 802.11g TX (CH1)

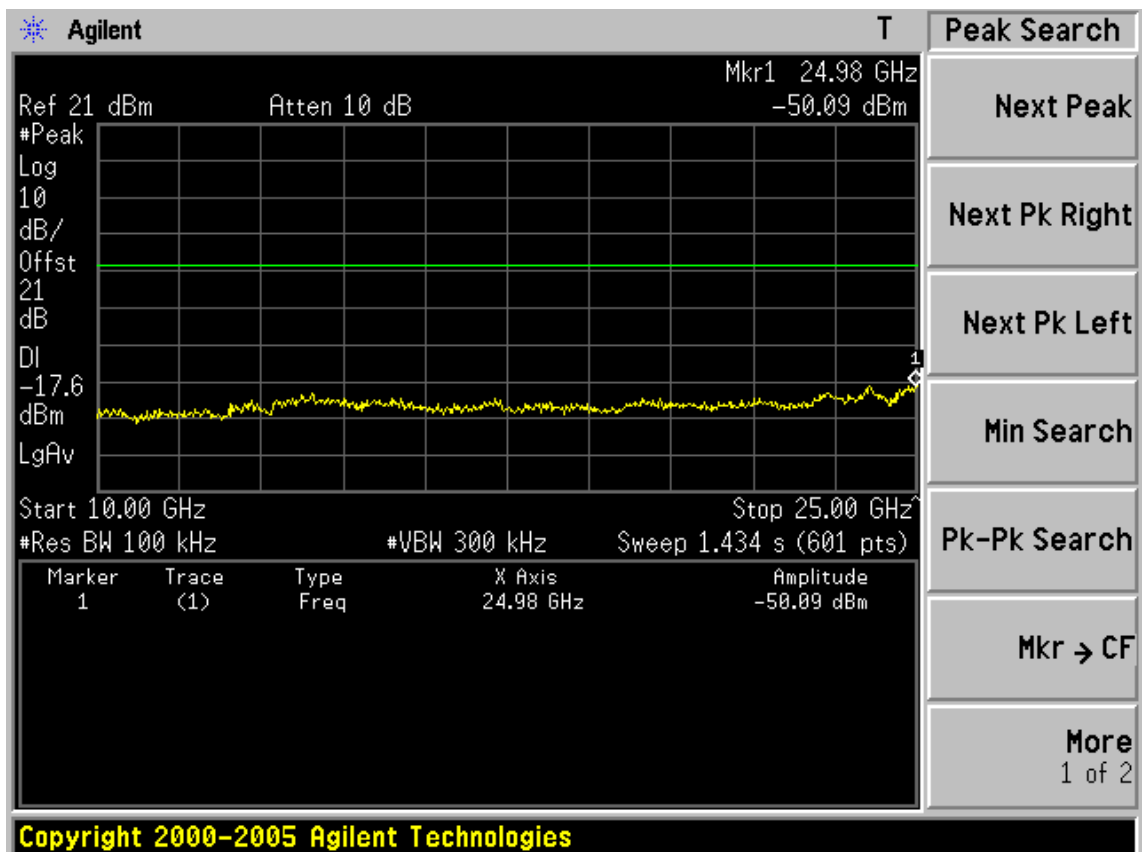
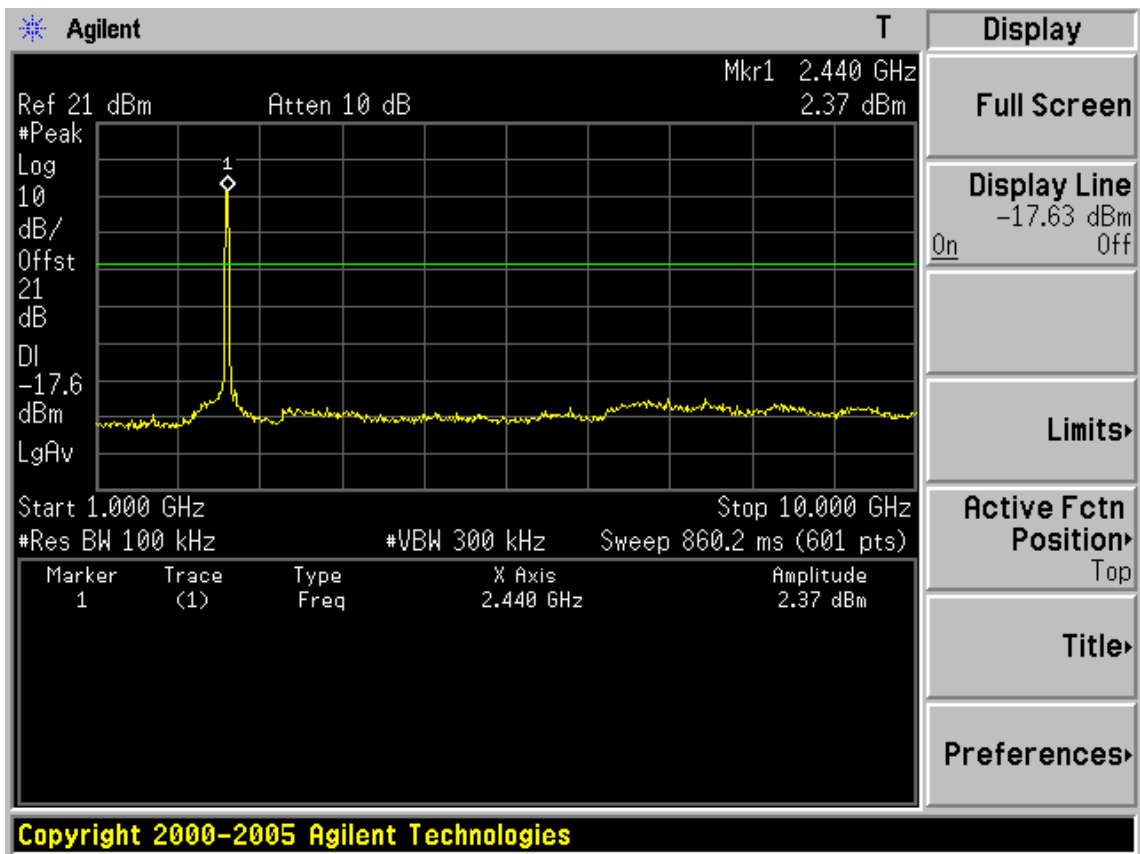




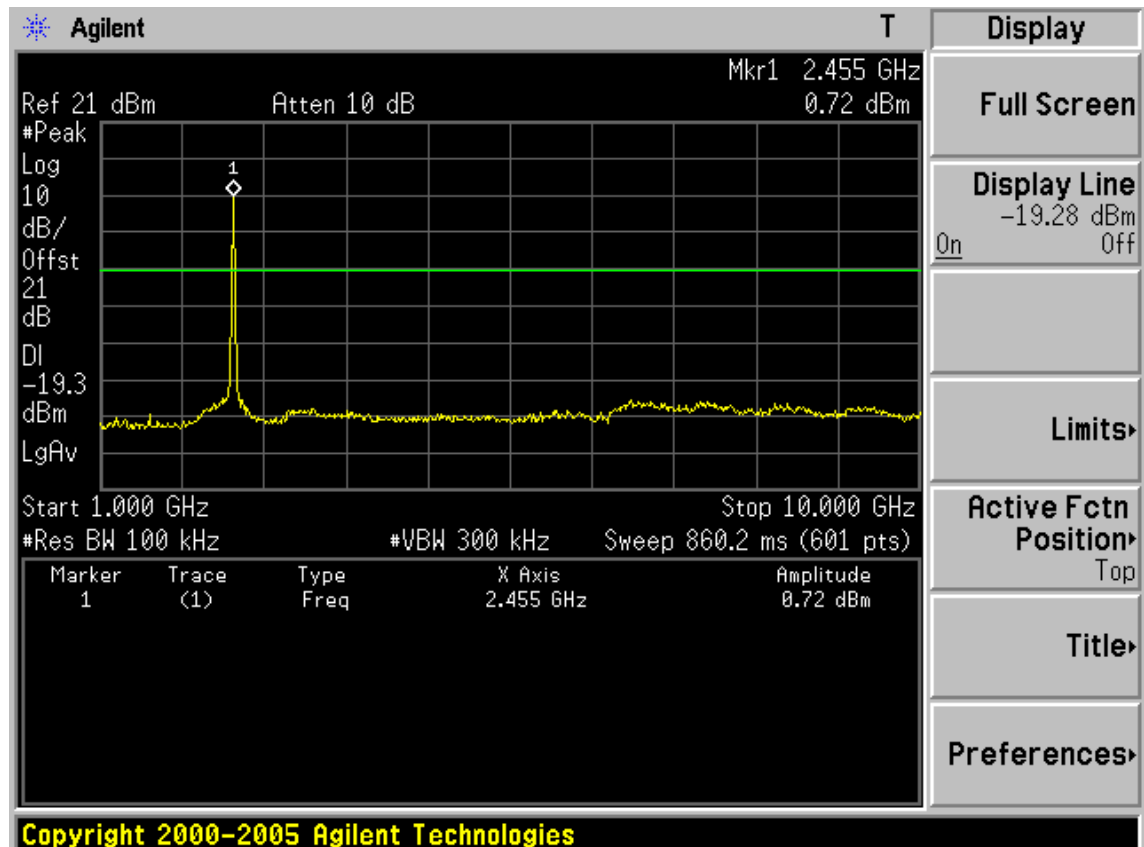
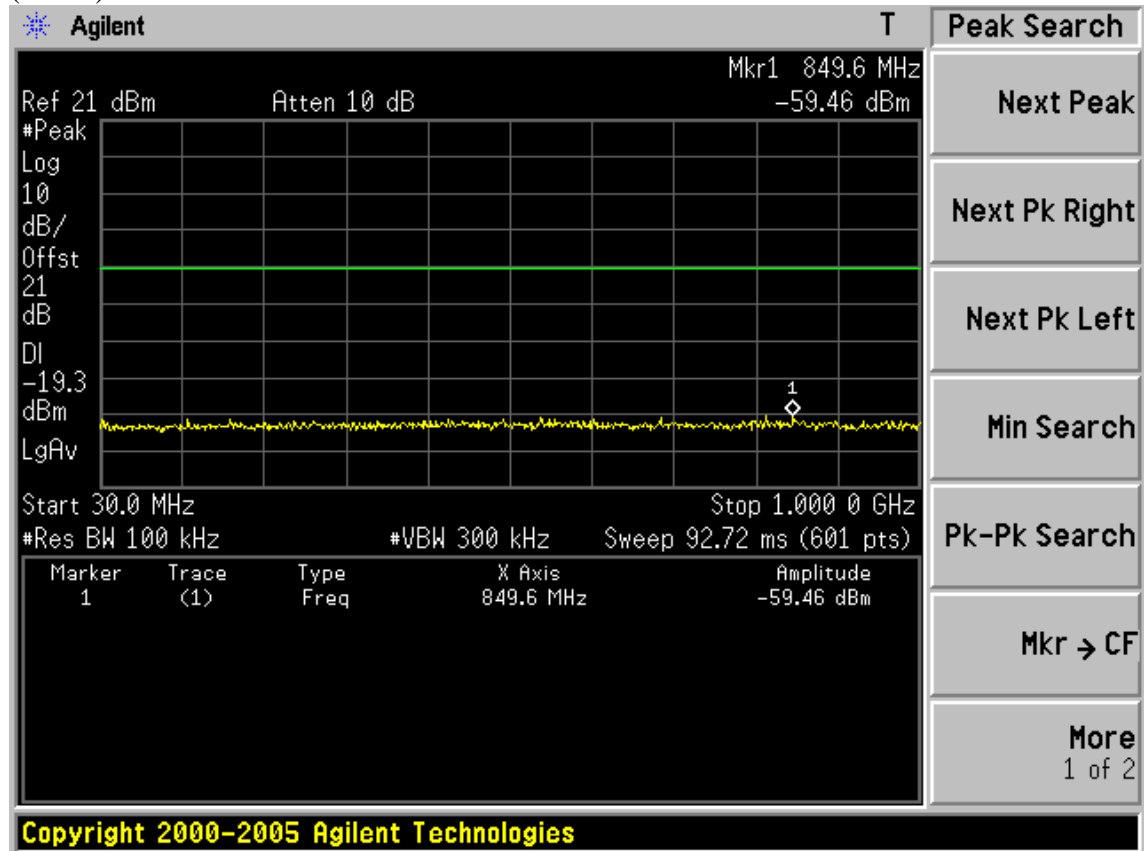


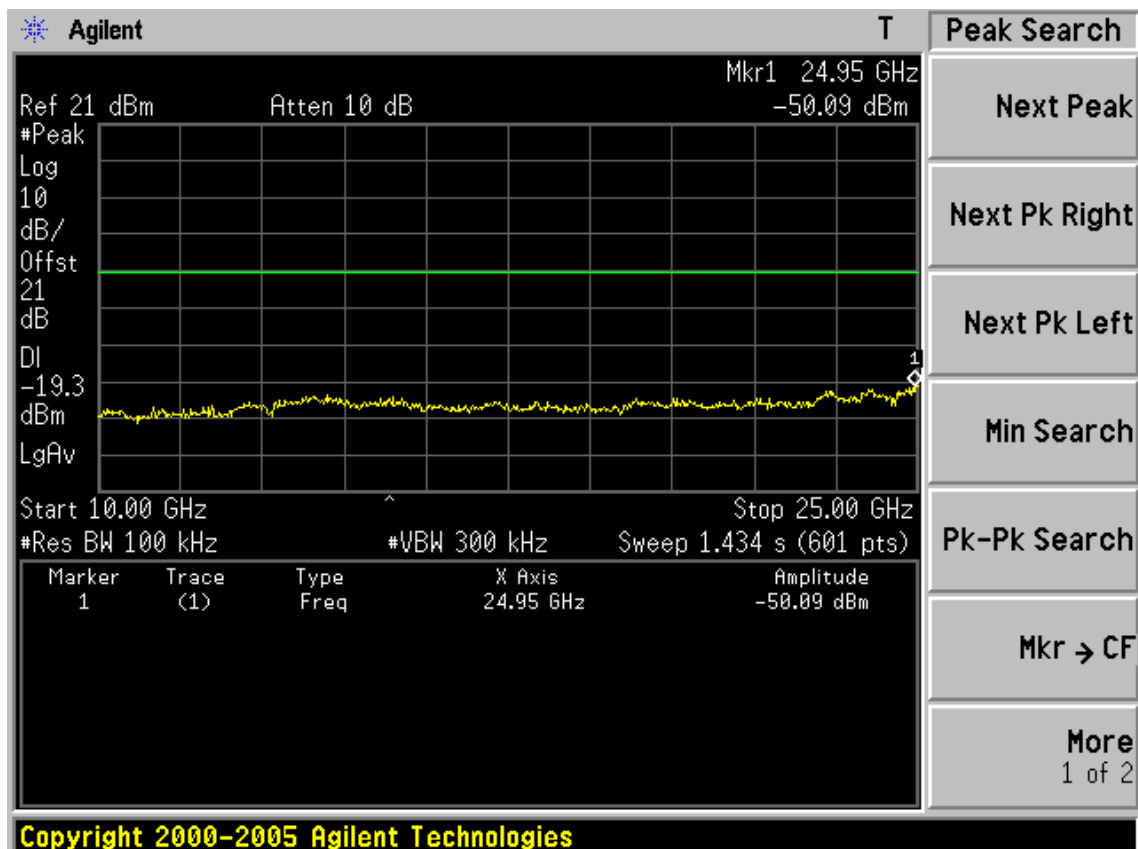
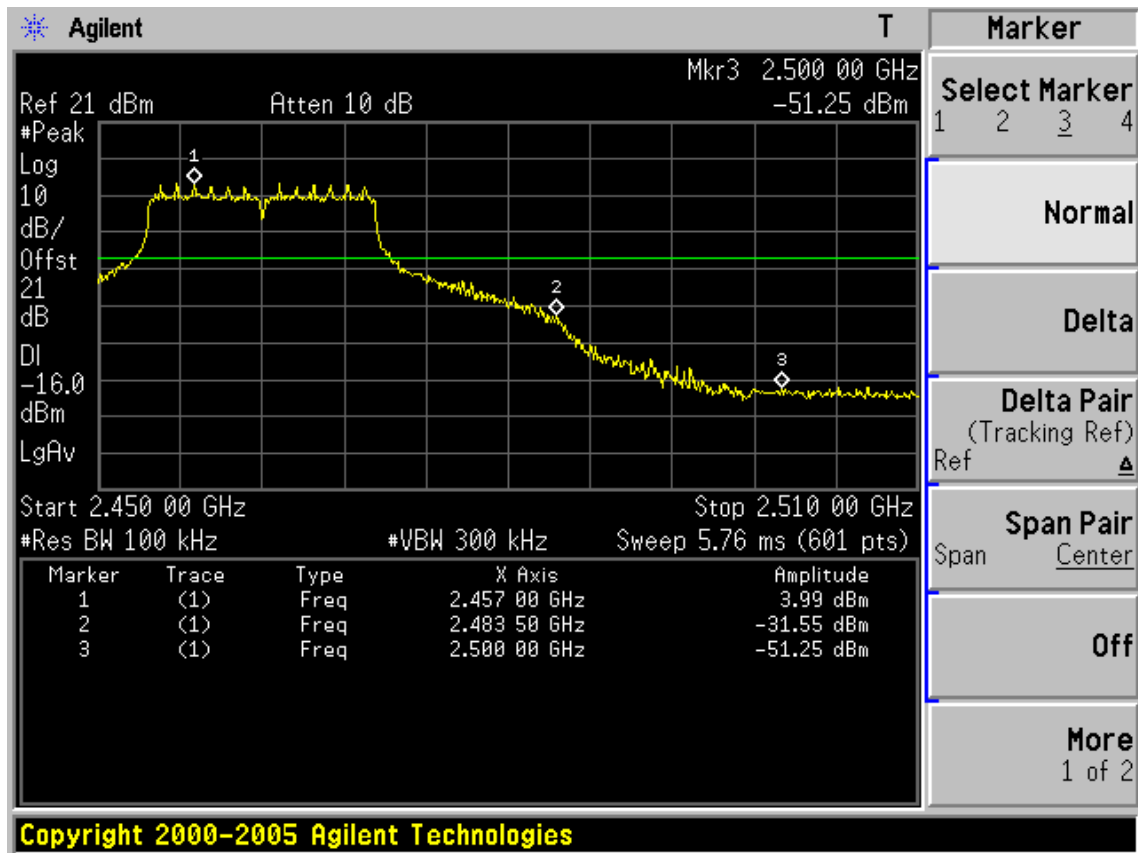
(CH6)



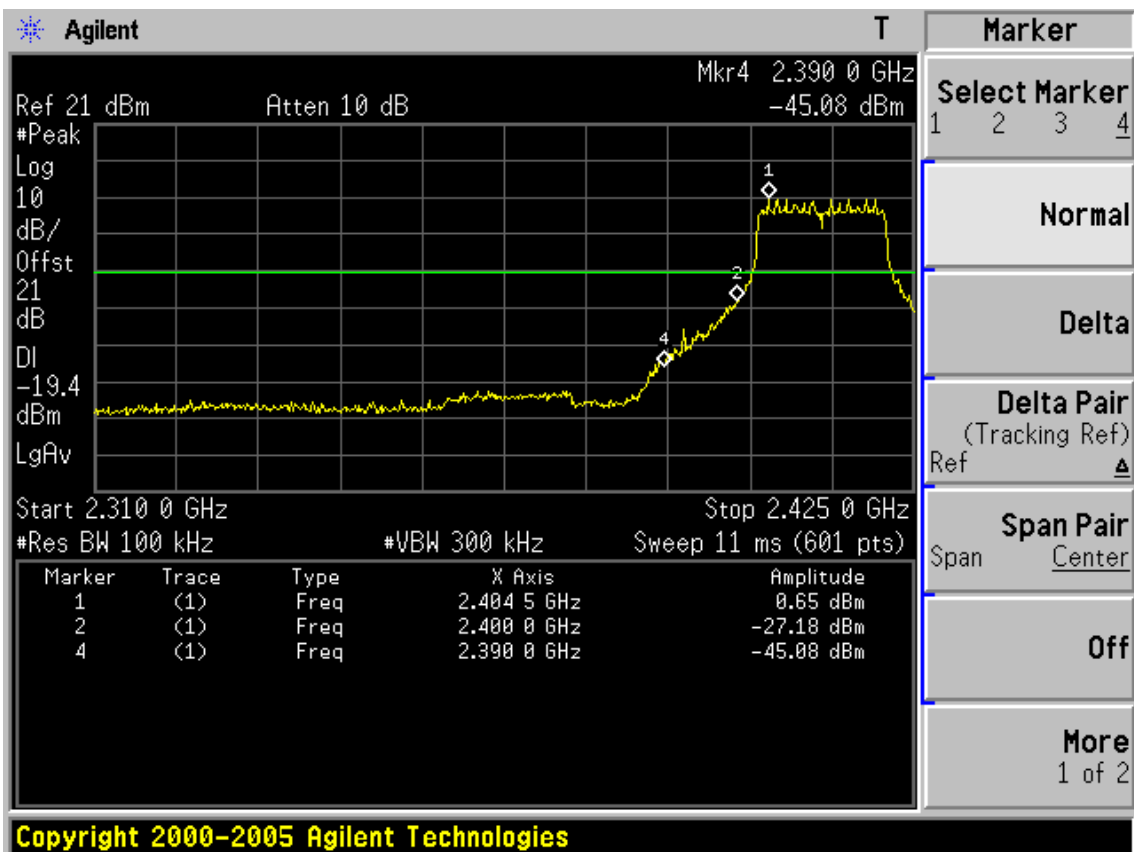
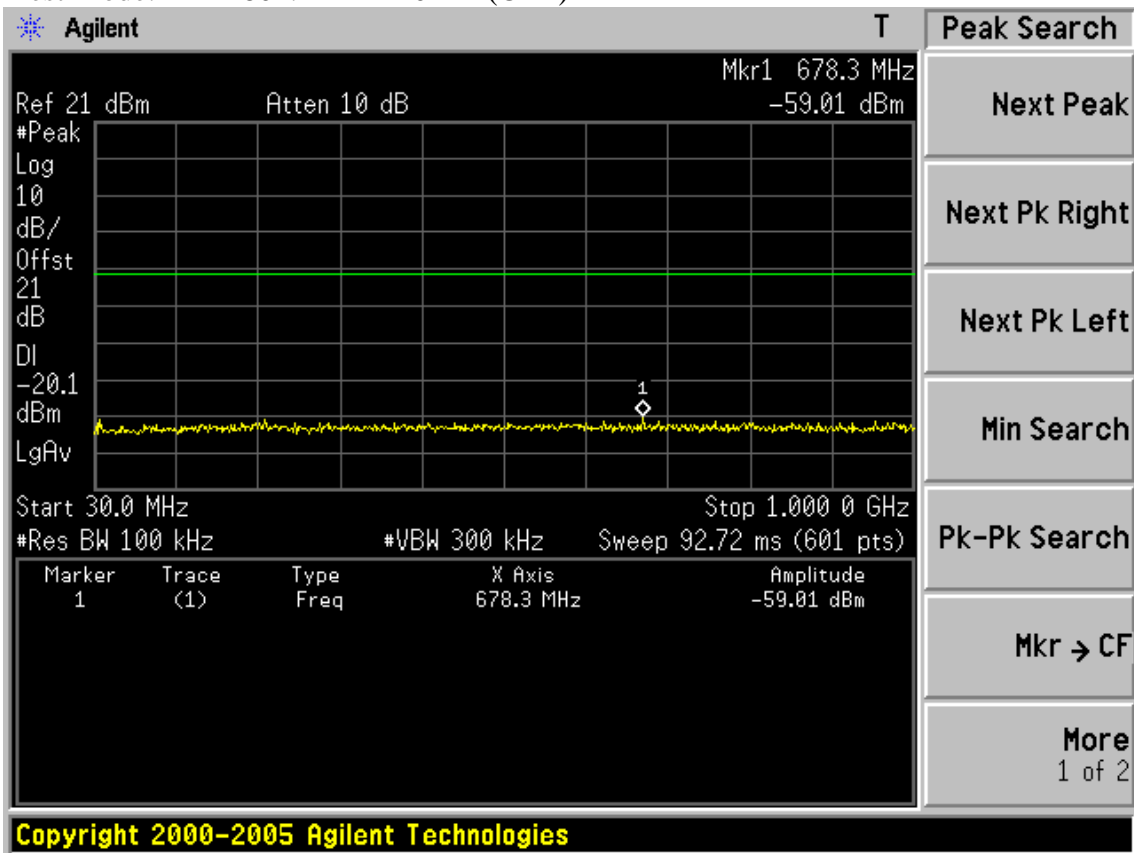


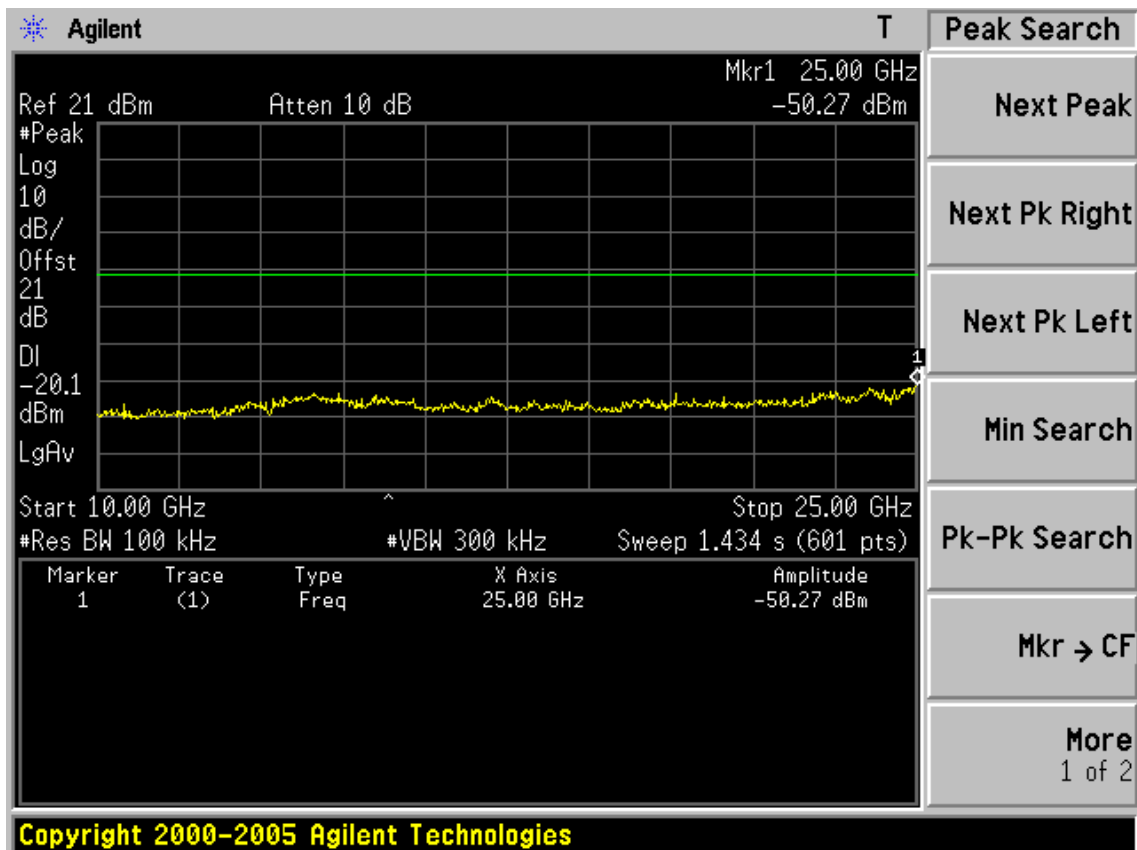
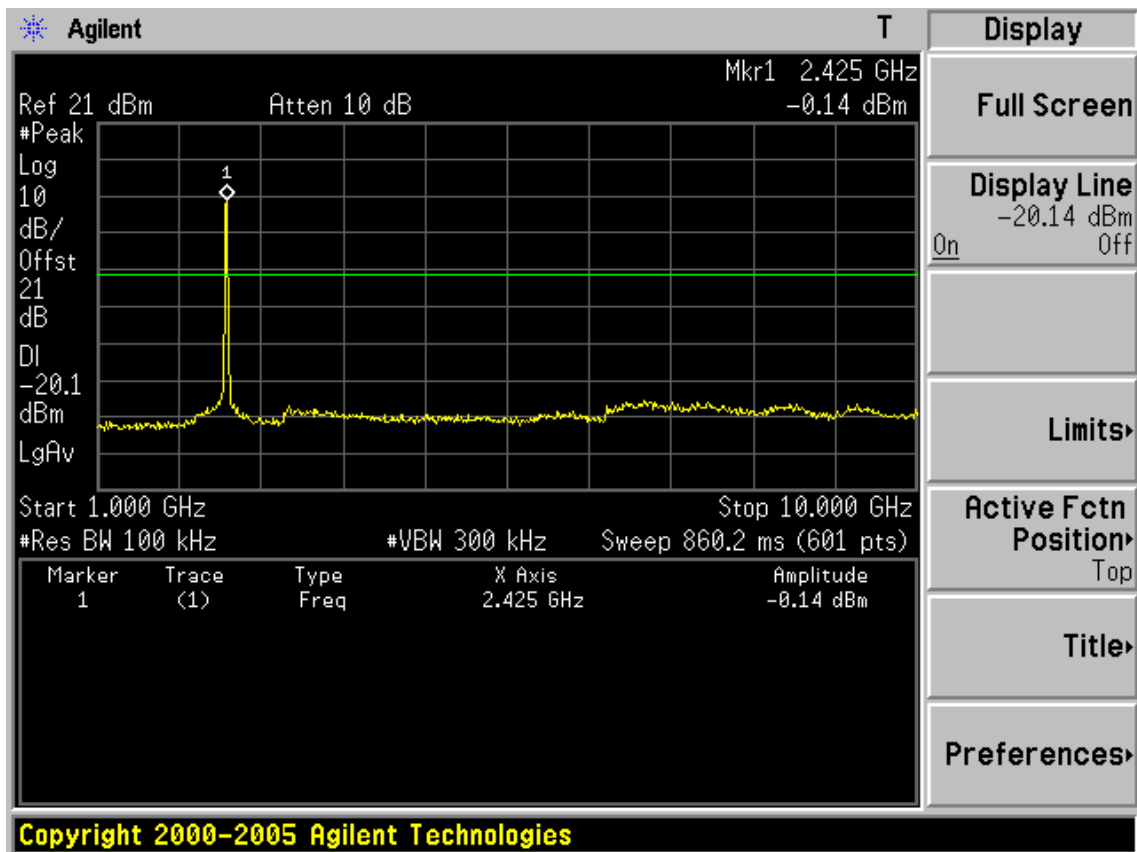
(CH11)



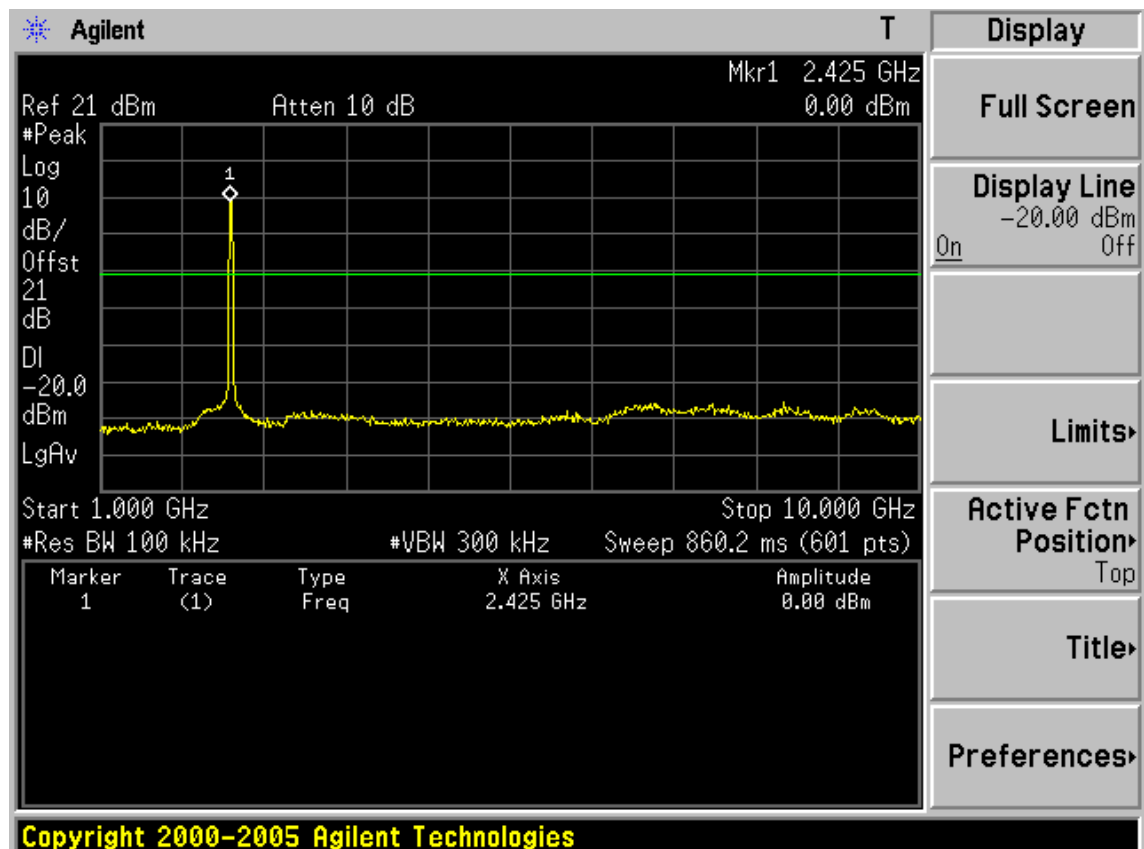
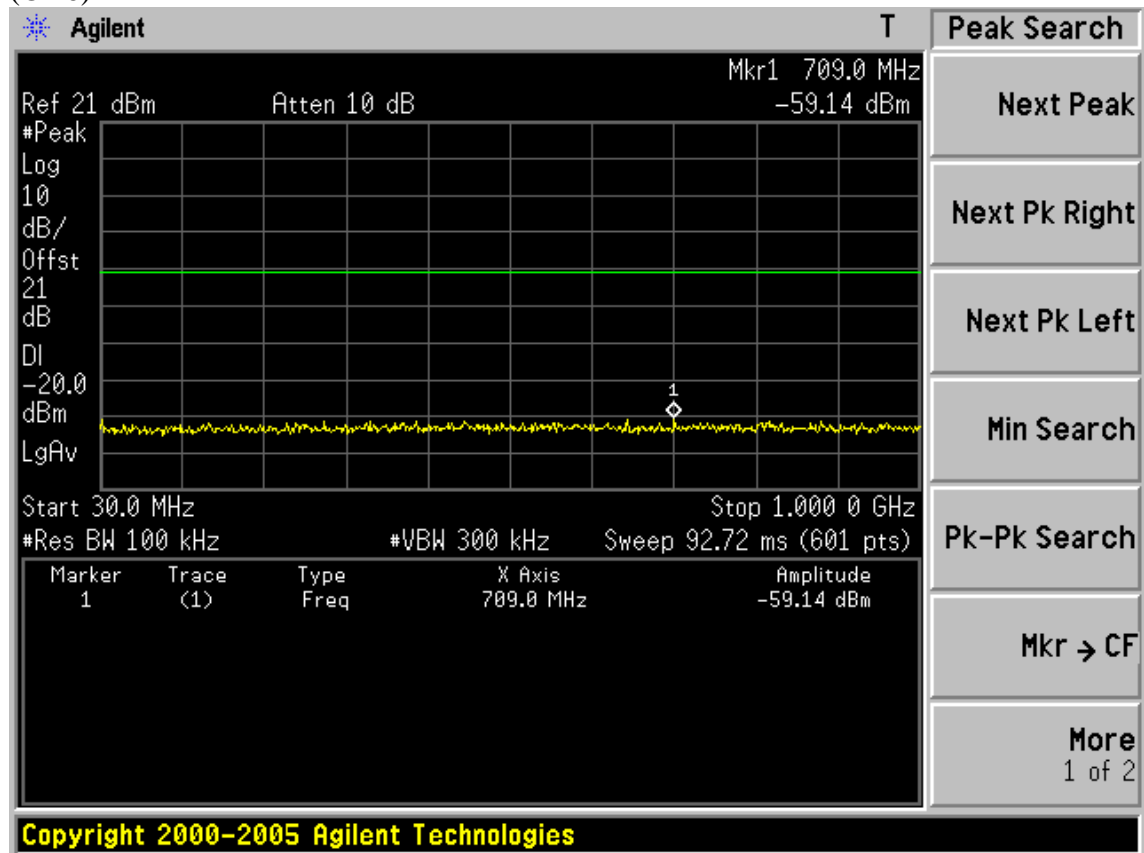


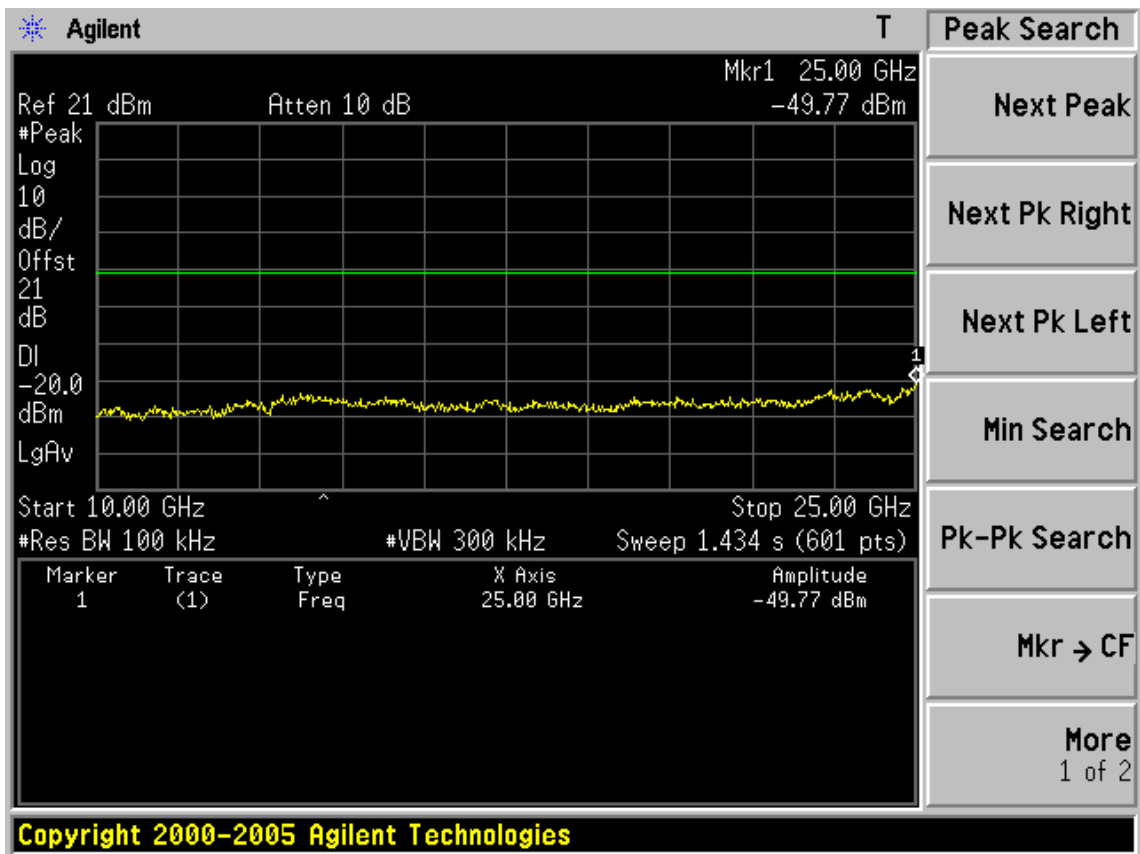
Test Mode: IEEE 802.11n HT20 TX (CH1)



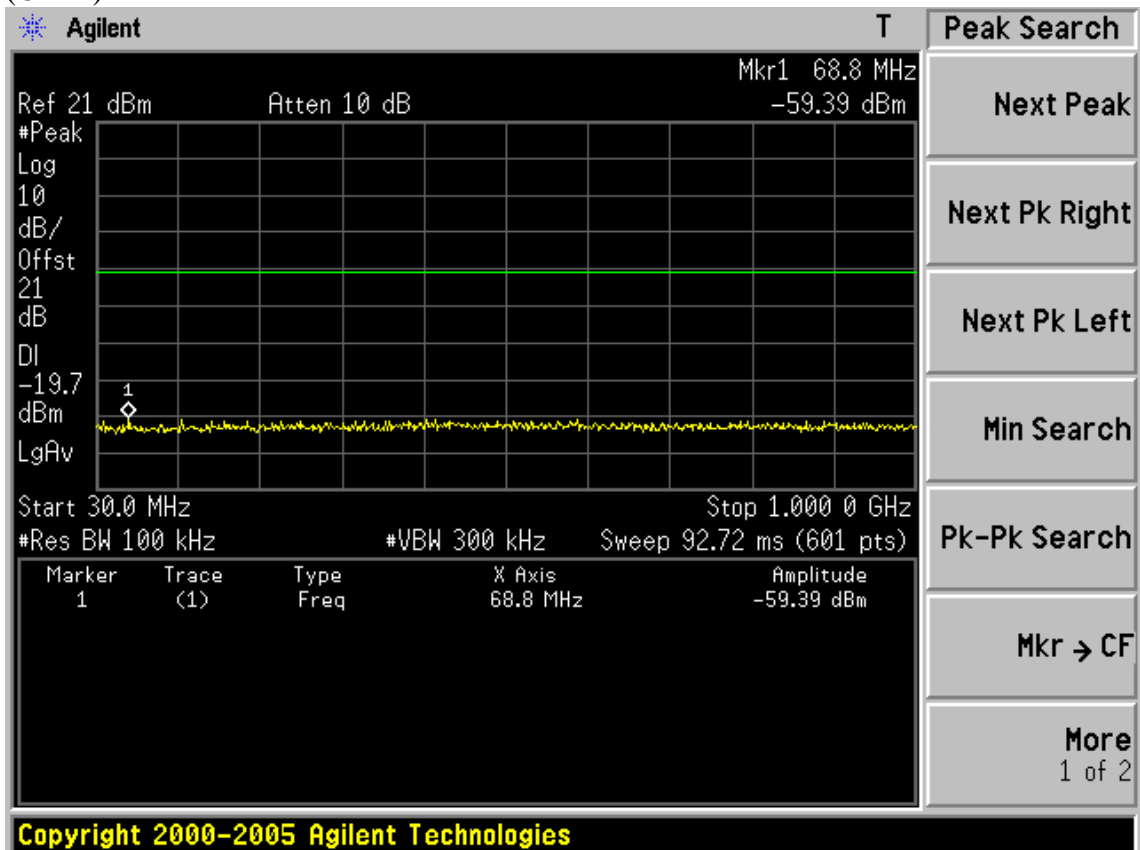


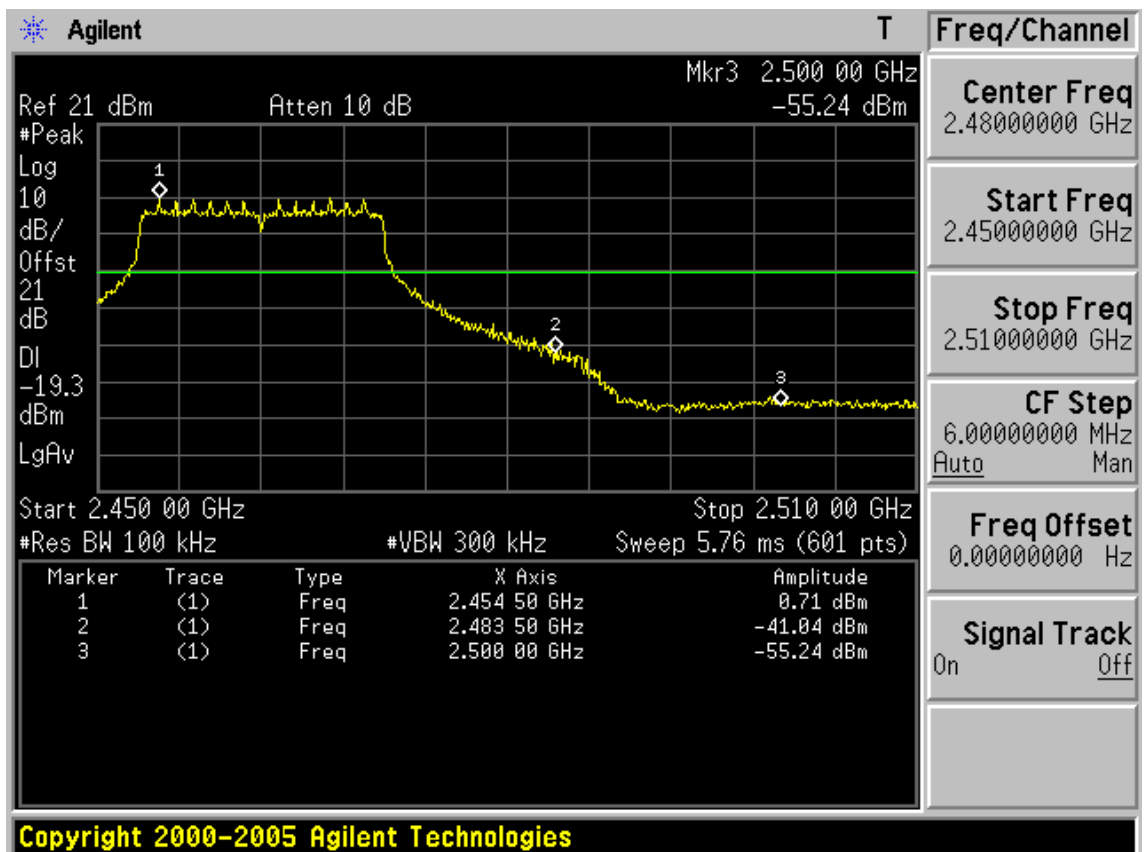
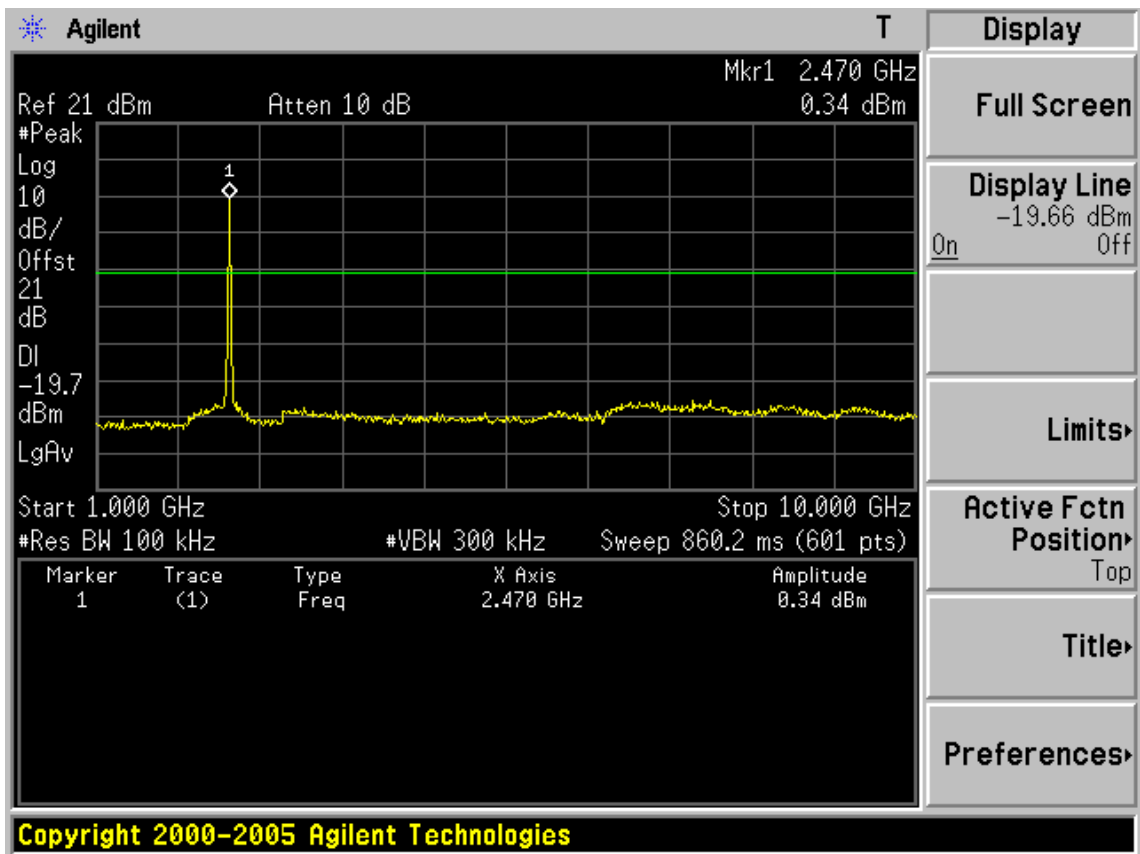
(CH6)

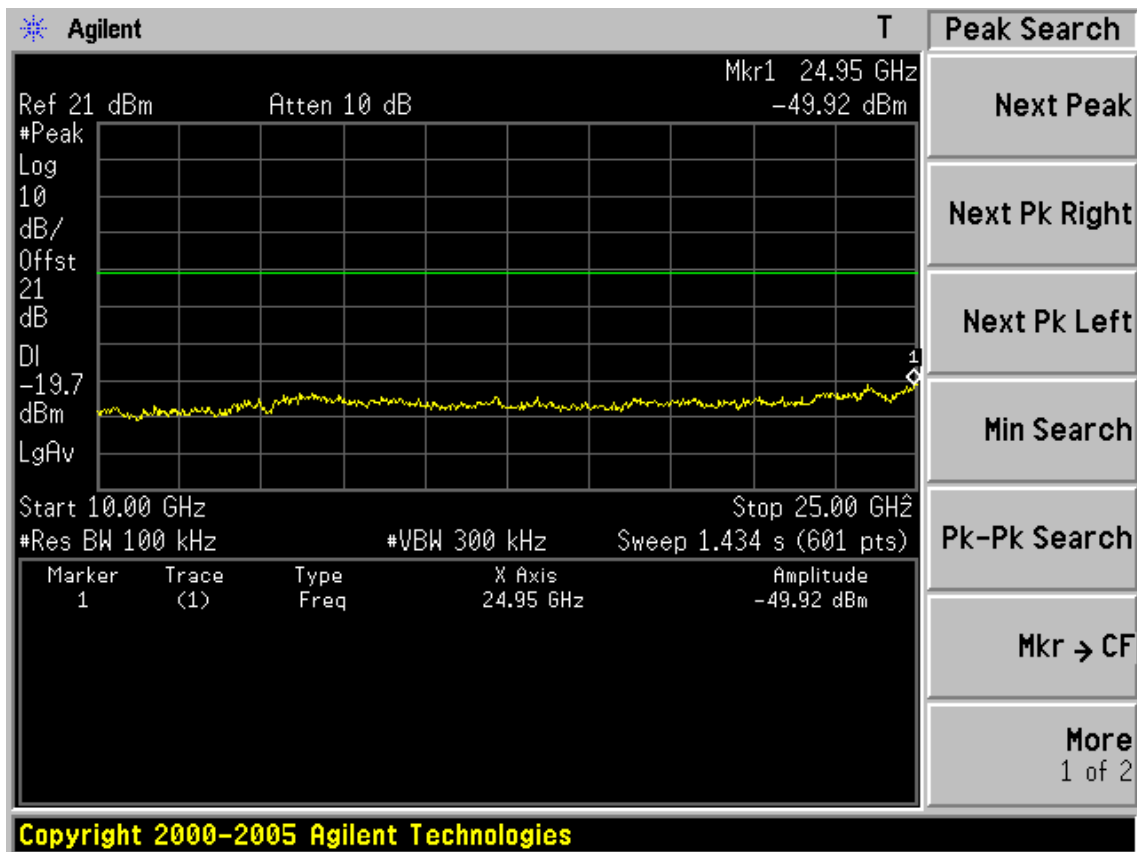




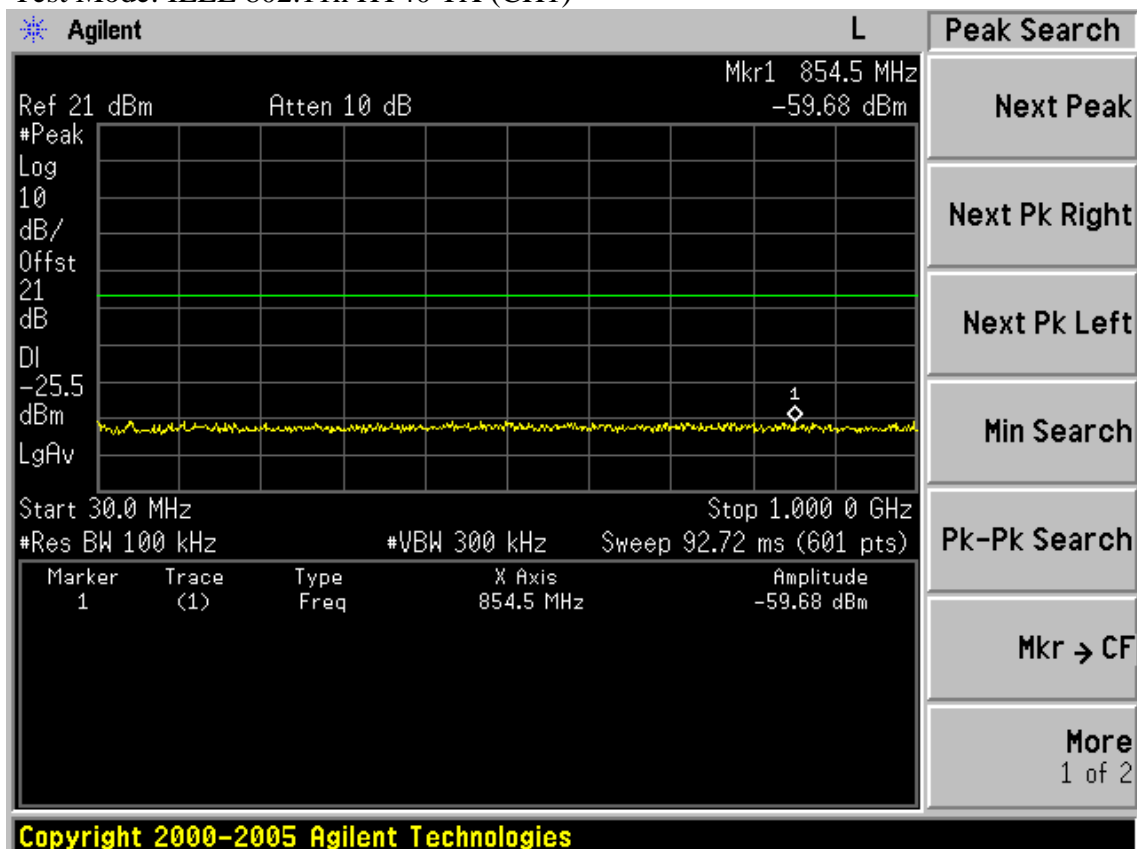
(CH11)

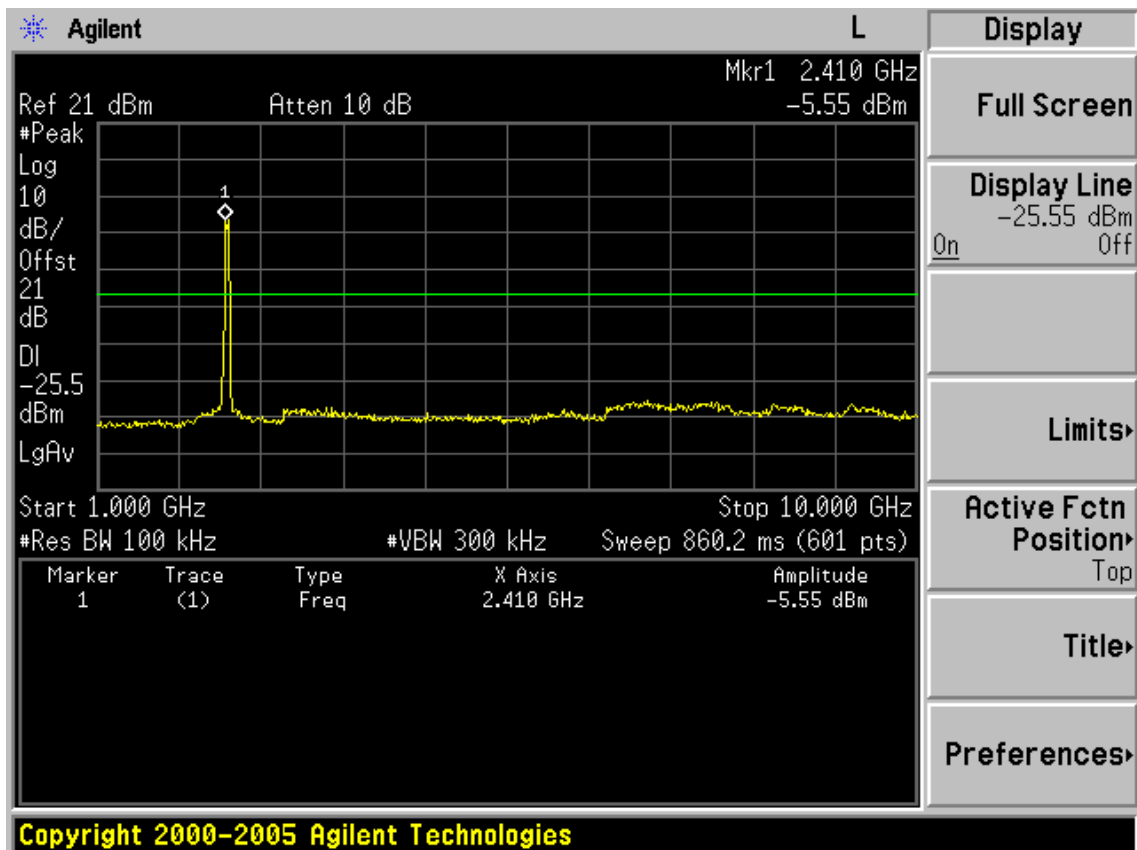
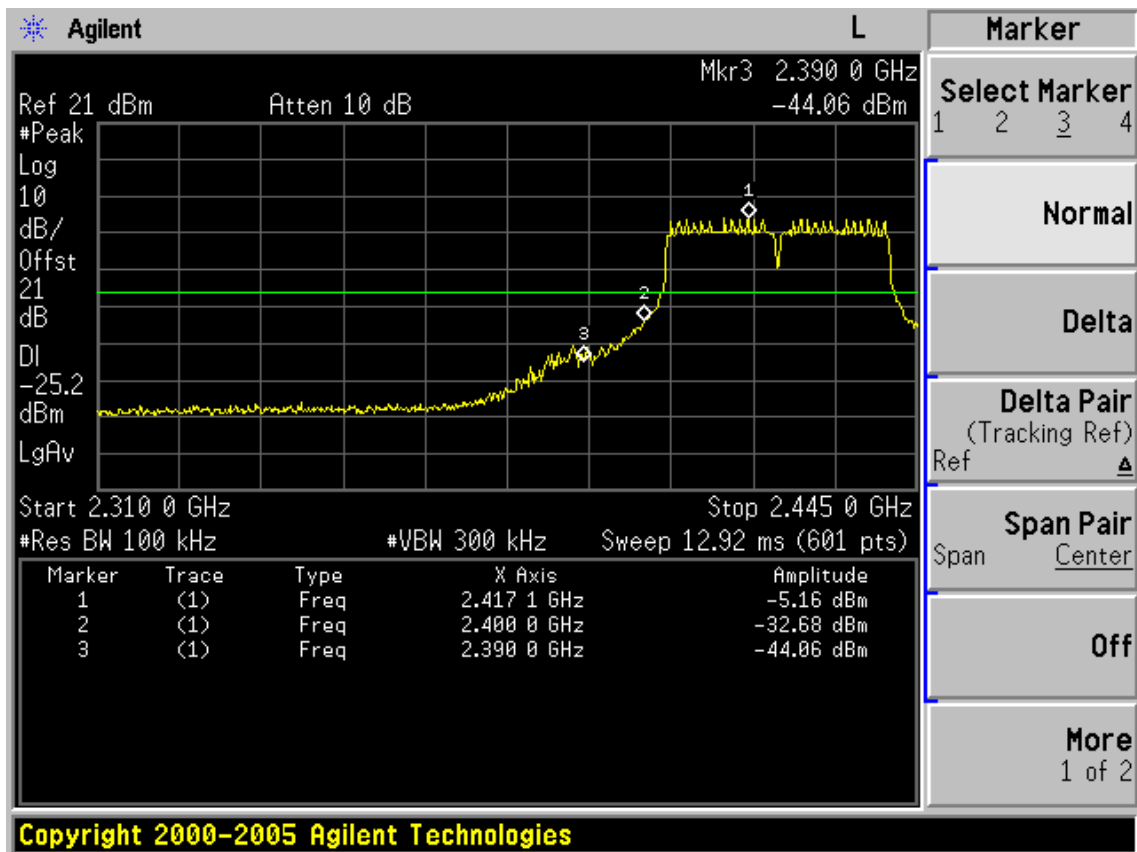


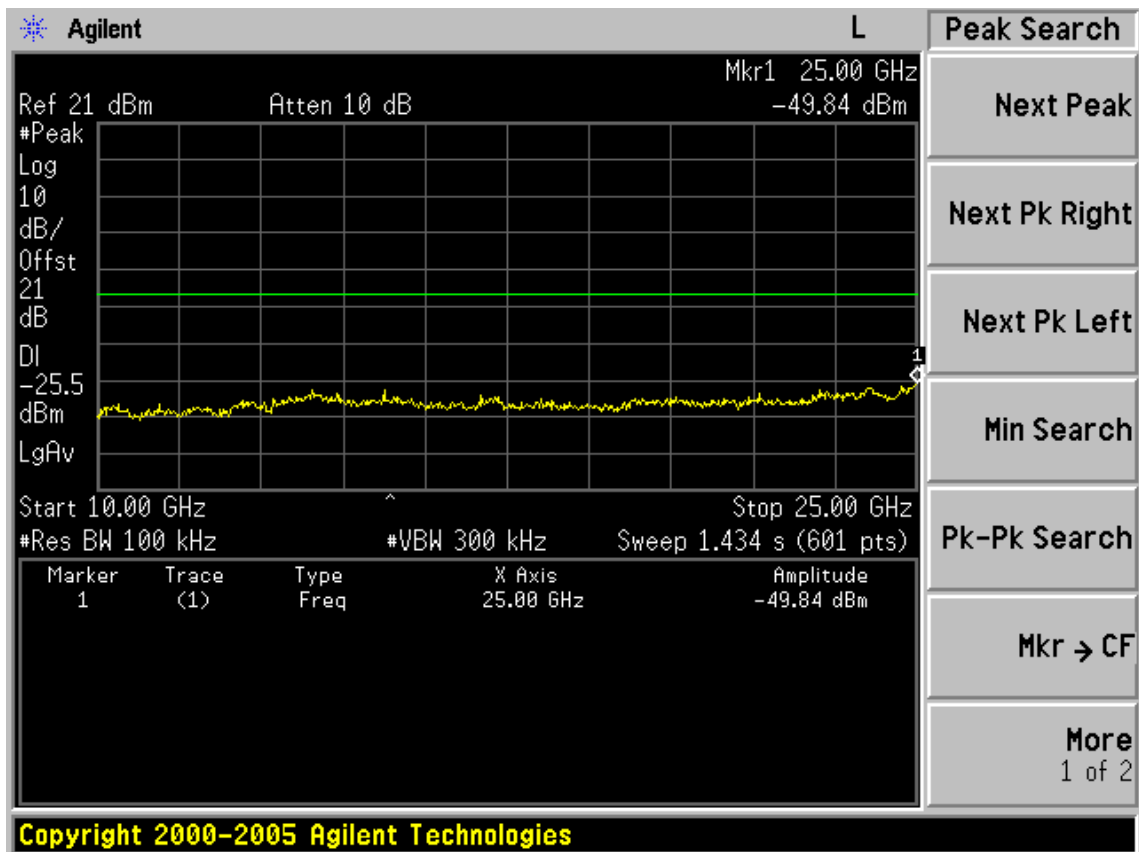




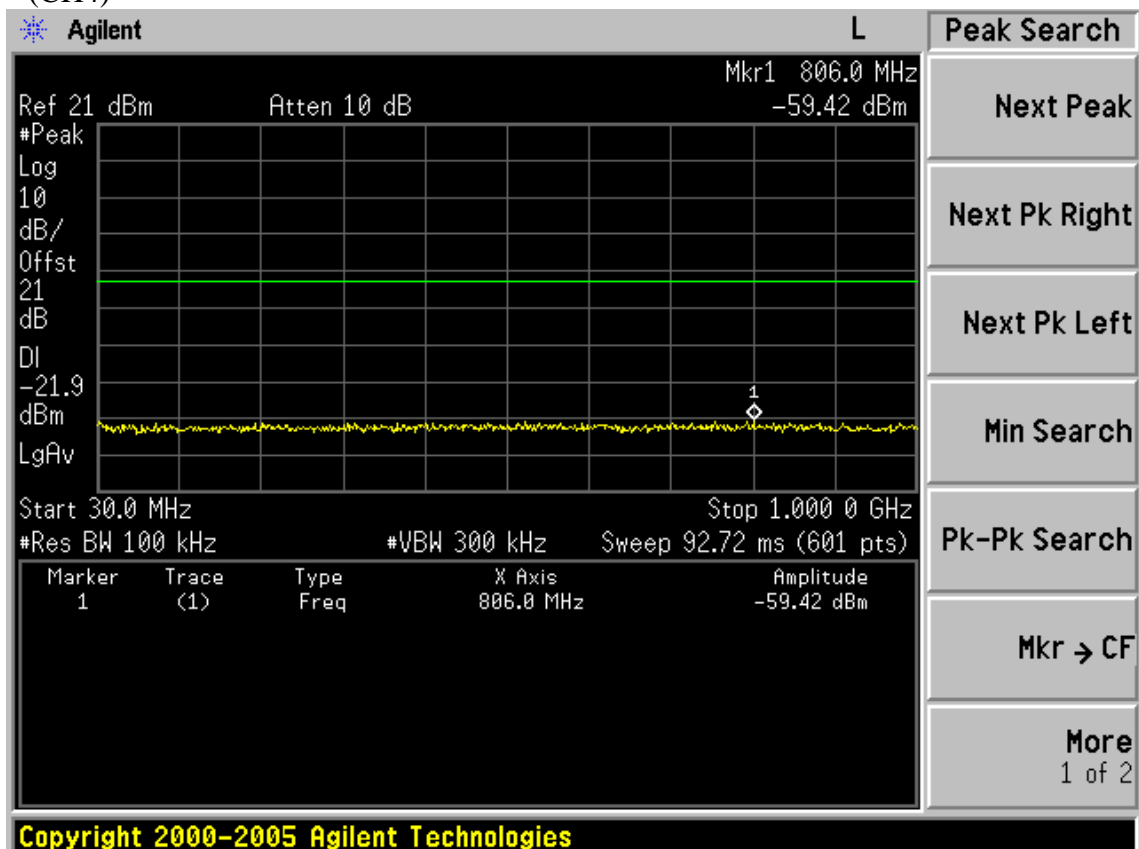
Test Mode: IEEE 802.11n HT40 TX (CH1)

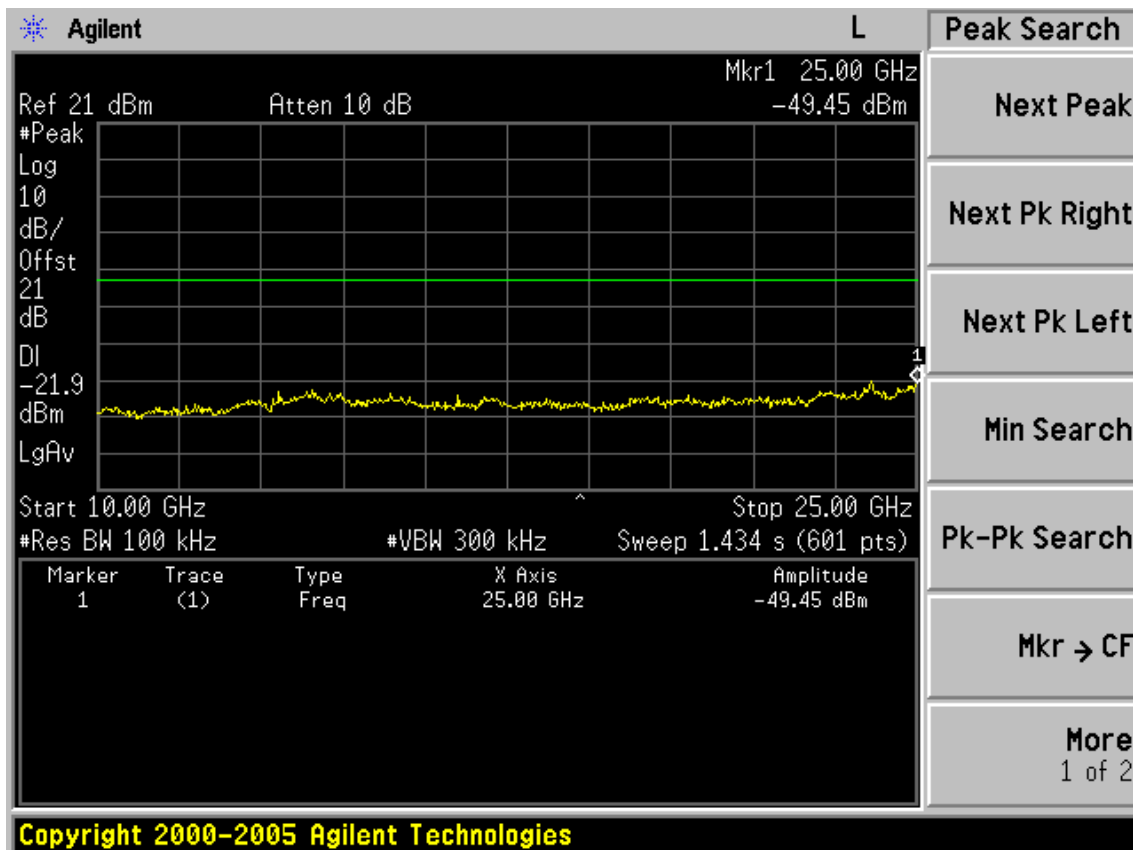
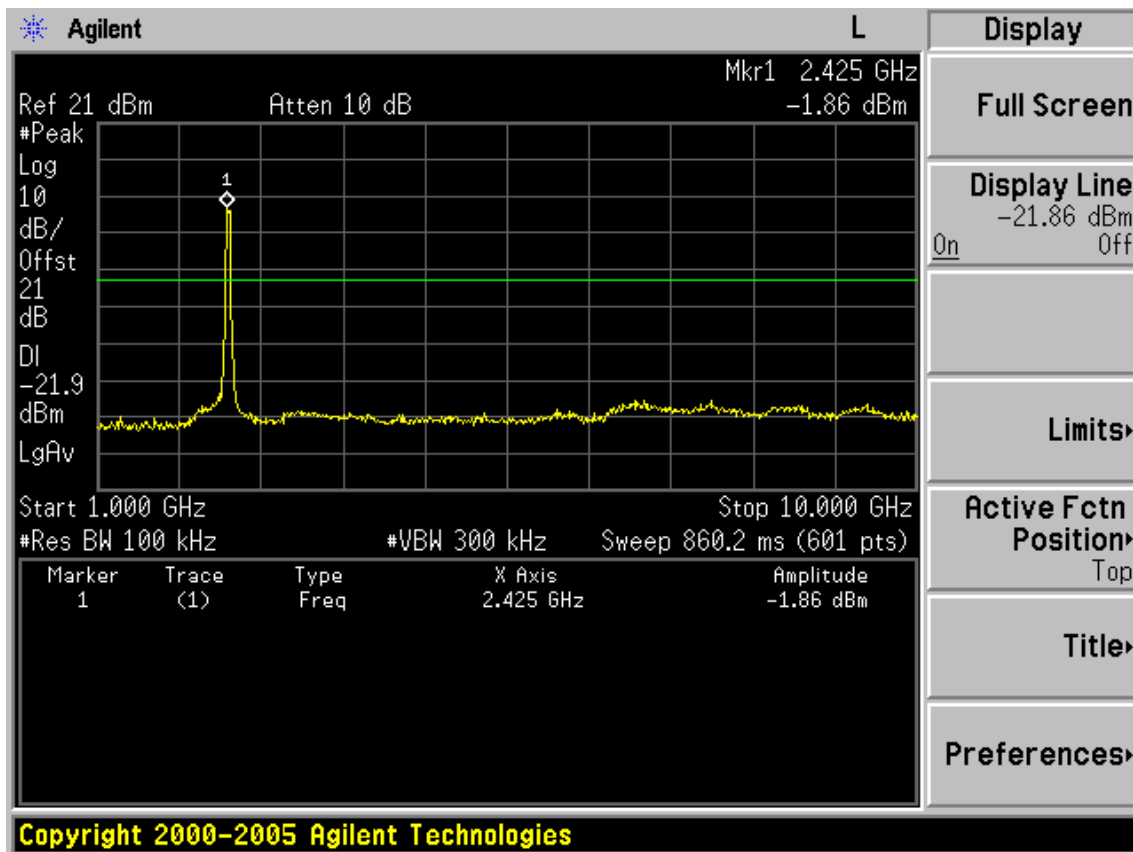




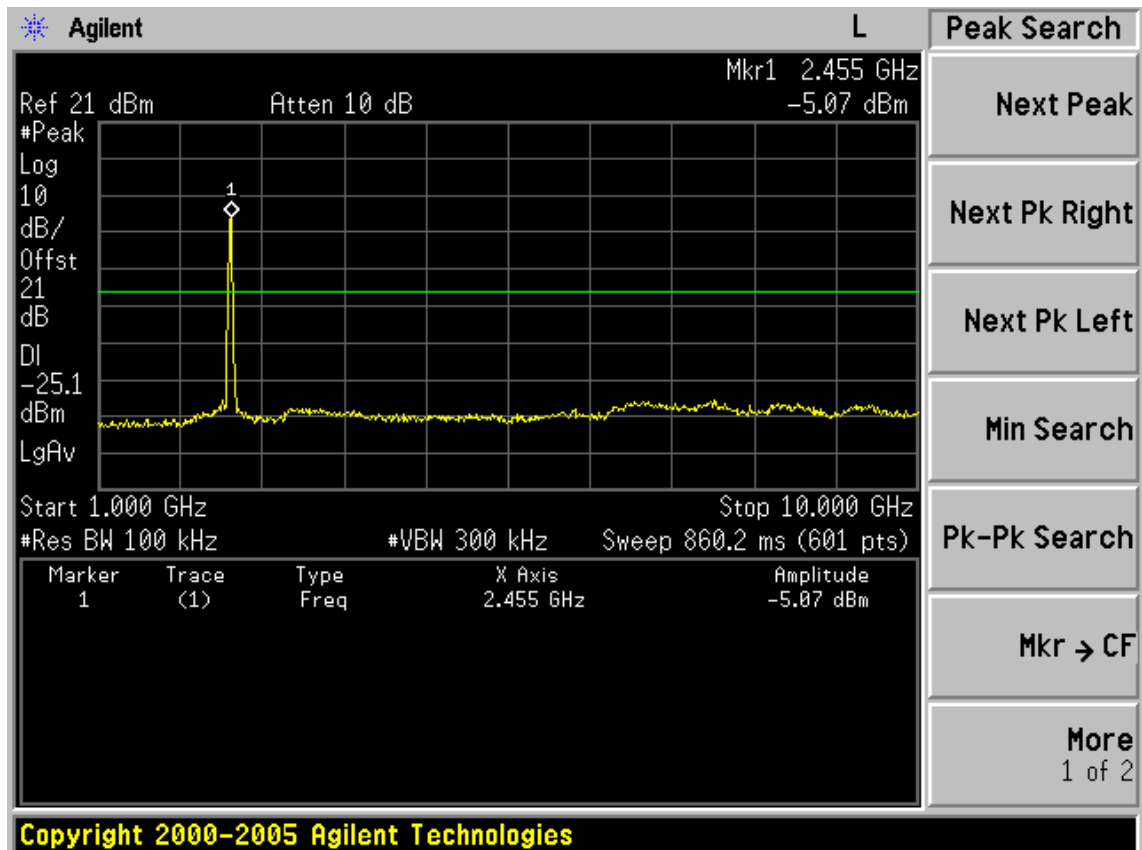
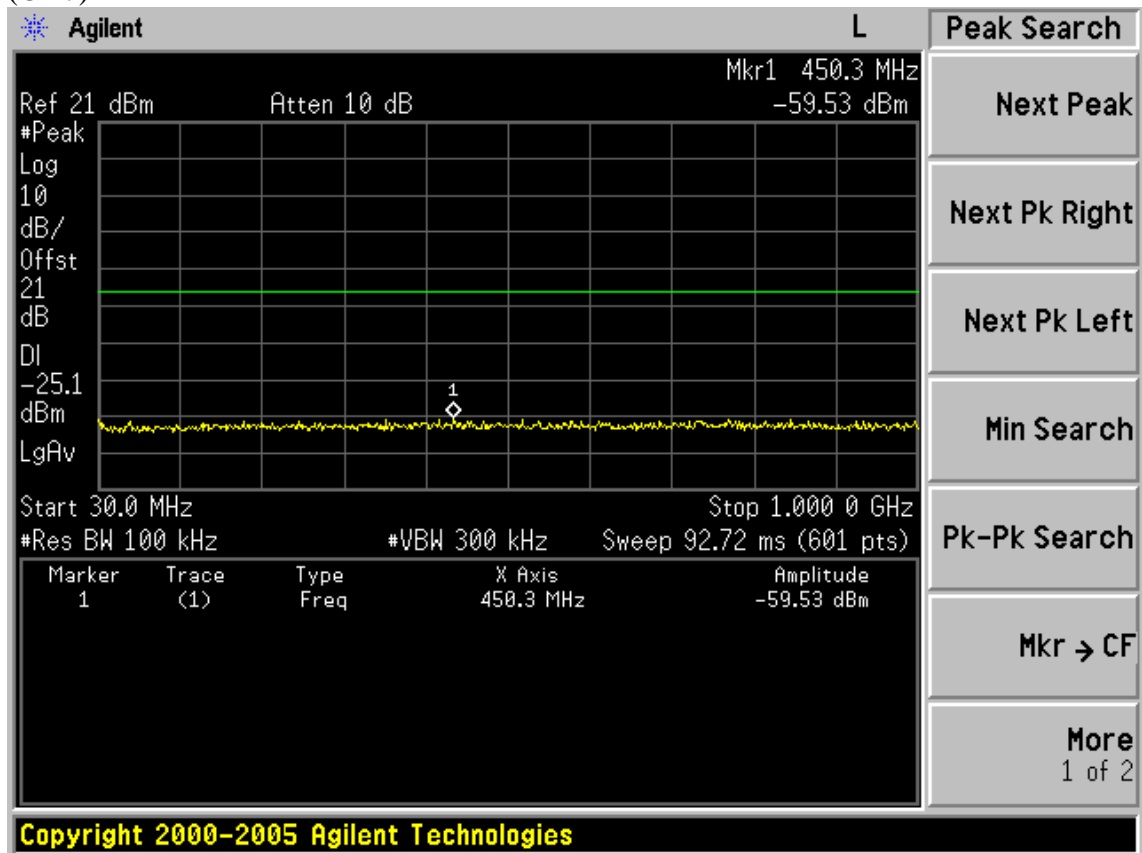


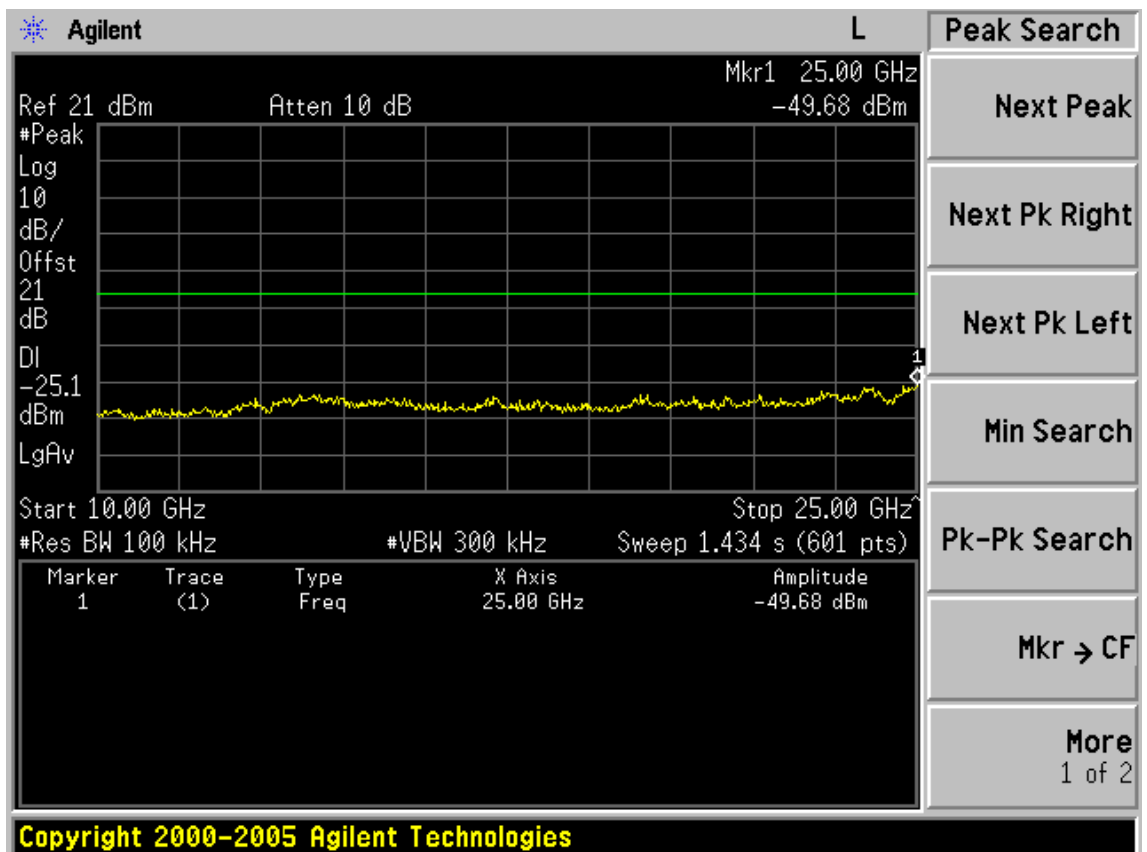
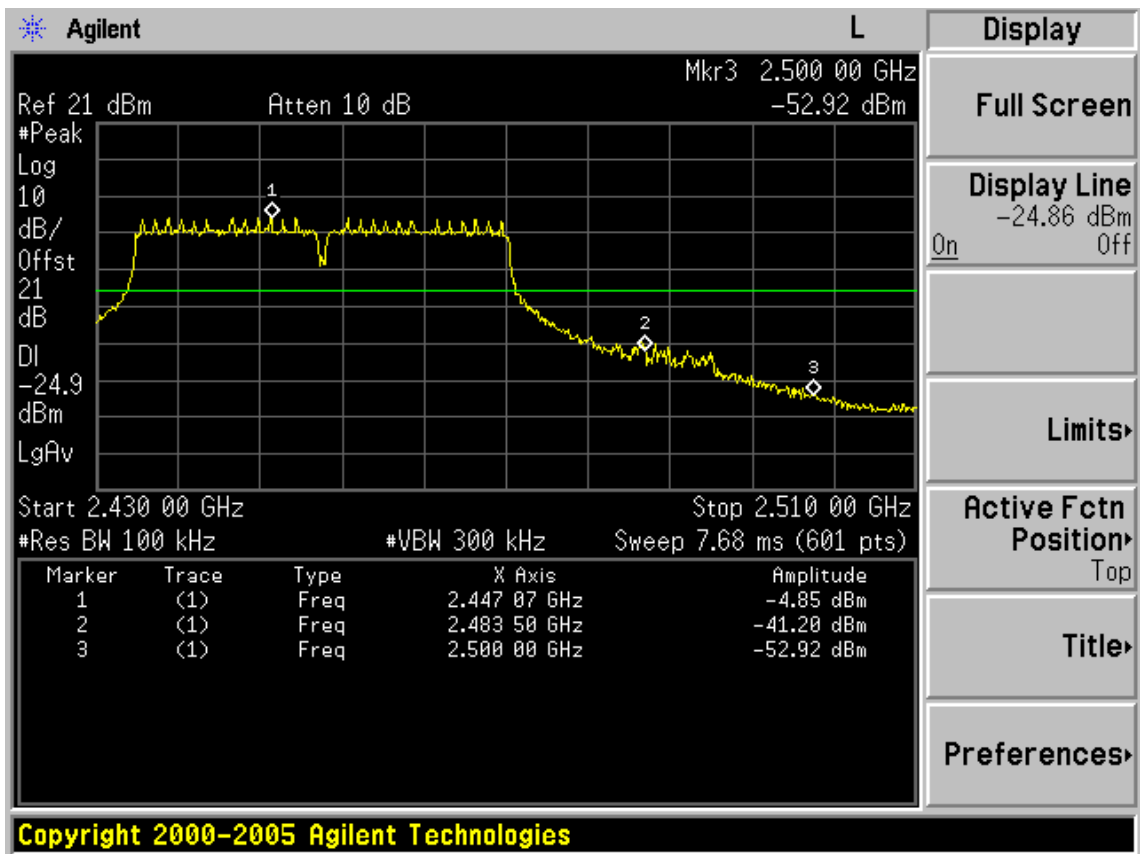
(CH4)





(CH7)





6. BAND EDGE COMPLIANCE TEST

6.1. Test Equipment

Item	Equipment	Manufacturer	Model No.	Serial No.	Last Cal.	Cal. Interval
1.	Spectrum	Agilent	E4446A	US44300459	May.08, 11	1 Year
2.	Amp	HP	8449B	3008A08495	May.08, 11	1 Year
3.	Antenna	EMCO	3115	9510-4580	May.31, 11	1Year
4.	HF Cable	Hubersuhne	Sucoflex104	-	May.08, 11	1 Year

6.2. Limit

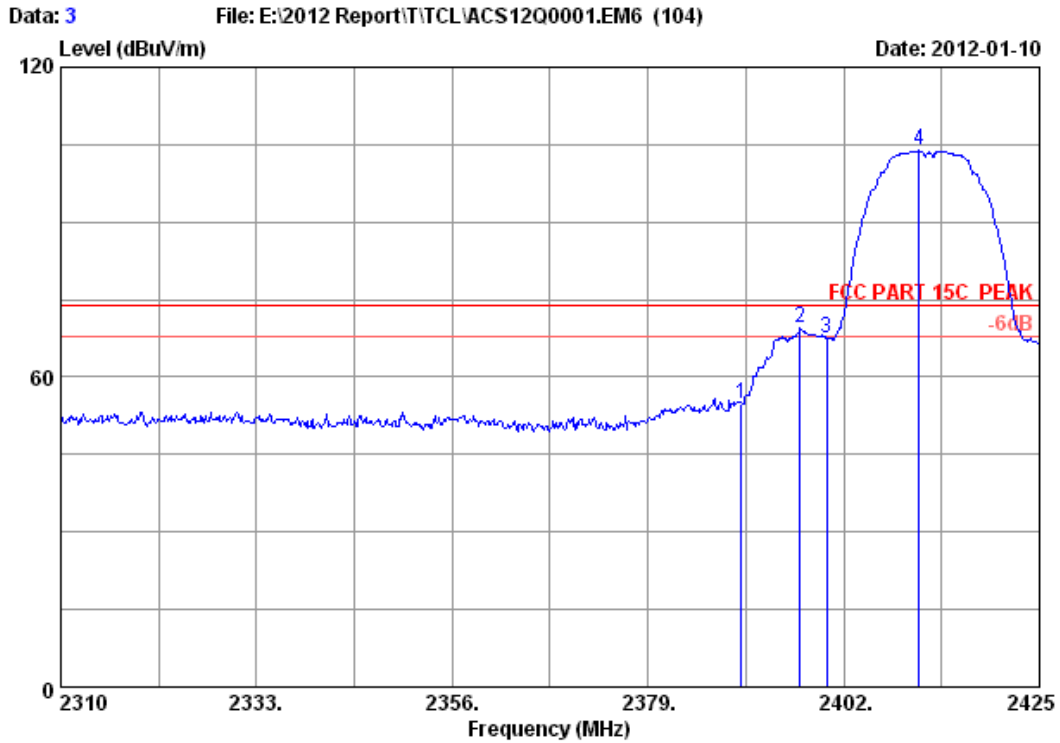
All the lower and upper band-edges emissions appearing within 2310MHz to 2390MHz and 2483.5MHz to 2500MHz restricted frequency bands shall not exceed the limits shown in 15.209, all the other emissions outside operation frequency band 2400MHz to 2483.5MHz shall be at least 20dB below the fundamental emissions, or comply with 15.209 limits.

6.3. Test Produce

1. The EUT is placed on a turntable, which is 0.8m above the ground plane and worked at highest radiated power.
2. The turntable was rotated for 360 degrees to determine the position of maximum emission level.
3. EUT is set 3m away from the receiving antenna, which is varied from 1m to 4m to find out the highest emission.
4. Set the spectrum analyzer in the following setting in order to capture the lower and upper band-edges of the emission:
 - (a) PEAK: RBW=1MHz; VBW=3MHz ;Sweep=AUTO
 - (b) AVERAGE: RBW=1MHz ;VBW=10Hz ; Sweep=AUTO

6.4. Test Results

Pass (The testing data was attached in the next pages.)

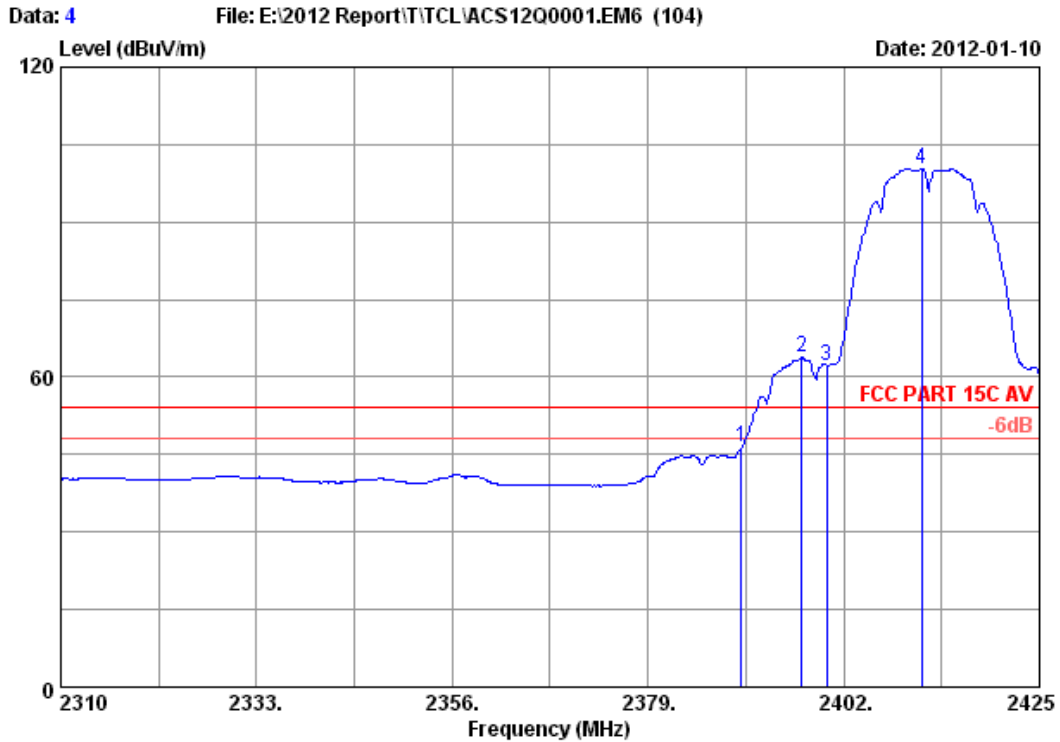


Site no. : 3m Chamber Data no. : 3
 Dis. / Ant. : 3m 2011 3115 4580 Ant. pol. : HORIZONTAL
 Limit : FCC PART 15C PEAK
 Env. / Ins. : 24.2°C/56% Engineer : Leo-Li
 EUT : Blu-ray Disc Player
 Power supply : AC 120V/60Hz
 Test mode : IEEE802.11b CH1 2412MHz Tx
 M/N : VBR140

	Freq. (MHz)	Ant. Factor (dB/m)	Cable loss (dB)	Amp. Factor (dB)	Reading (dBuV)	Emission Level (dBuV/m)	Limits (dBuV/m)	Margin (dB)	Remark
1	2390.000	27.96	6.01	34.44	55.45	54.98	74.00	19.02	Peak
2	2396.825	27.96	6.01	34.44	69.86	69.39	74.00	4.61	Peak
3	2400.000	27.96	6.01	34.44	68.03	67.56	74.00	6.44	Peak
4	2410.855	27.98	6.03	34.44	104.23	103.80	74.00	-29.80	Peak

Remarks:

1. Emission Level= Antenna Factor + Cable Loss -Amp Factor + Reading.
2. The emission levels that are 20dB below the official limit are not reported.

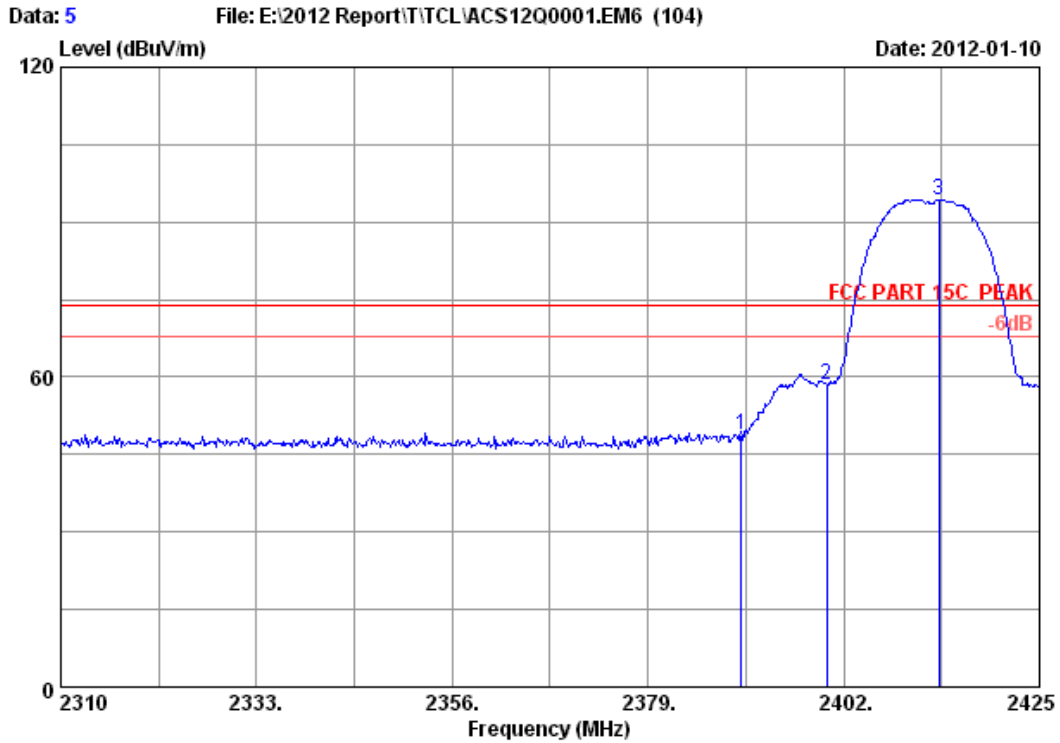


Site no. : 3m Chamber Data no. : 4
 Dis. / Ant. : 3m 2011 3115 4580 Ant. pol. : HORIZONTAL
 Limit : FCC PART 15C AV
 Env. / Ins. : 24.2*C/56% Engineer : Leo-Li
 EUT : Blu-ray Disc Player
 Power supply : AC 120V/60Hz
 Test mode : IEEE802.11b CH1 2412MHz Tx
 M/N : VBR140

	Freq. (MHz)	Ant. Factor (dB/m)	Cable loss (dB)	Amp. Factor (dB)	Reading (dBuV)	Emission Level (dBuV/m)	Limits (dBuV/m)	Margin (dB)	Remark
1	2390.000	27.96	6.01	34.44	46.80	46.33	54.00	7.67	Average
2	2397.055	27.96	6.01	34.44	64.17	63.70	54.00	-9.70	Average
3	2400.000	27.96	6.01	34.44	62.58	62.11	54.00	-8.11	Average
4	2411.200	27.98	6.03	34.44	100.80	100.37	54.00	-46.37	Average

Remarks:

1. Emission Level= Antenna Factor + Cable Loss -Amp Factor + Reading.
2. The emission levels that are 20dB below the official limit are not reported.

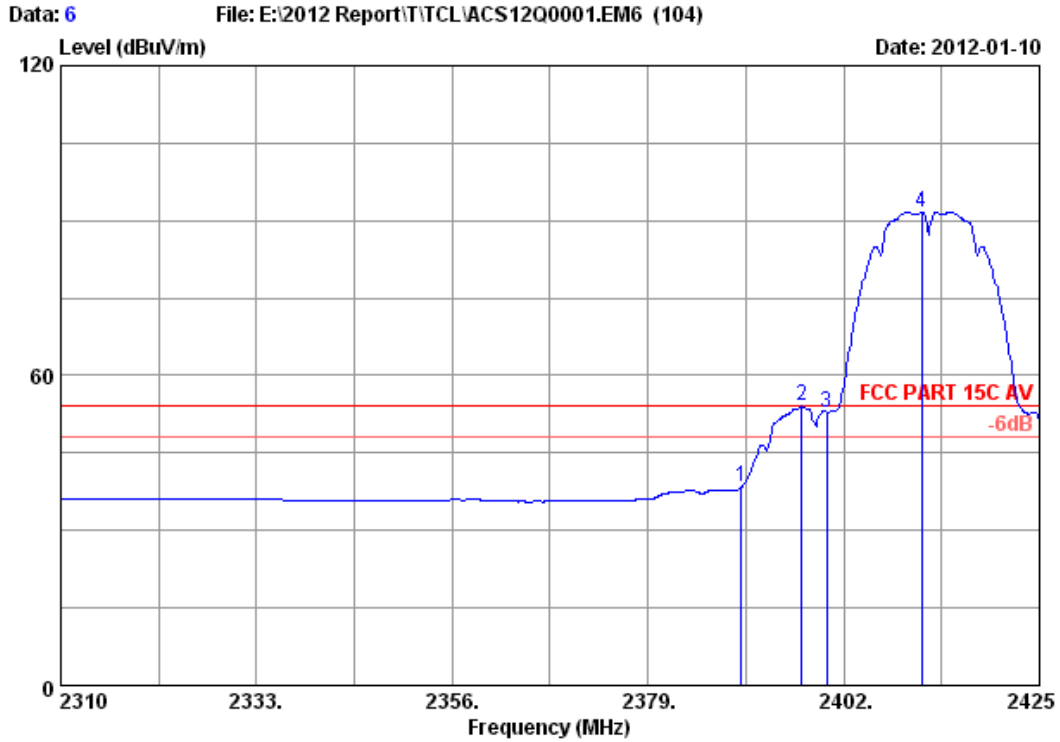


Site no. : 3m Chamber Data no. : 5
 Dis. / Ant. : 3m 2011 3115 4580 Ant. pol. : VERTICAL
 Limit : FCC PART 15C PEAK
 Env. / Ins. : 24.2°C/56% Engineer : Leo-Li
 EUT : Blu-ray Disc Player
 Power supply : AC 120V/60Hz
 Test mode : IEEE802.11b CH1 2412MHz Tx
 M/N : VBR140

	Freq. (MHz)	Ant. Factor (dB/m)	Cable loss (dB)	Amp. Factor (dB)	Reading (dBuV)	Emission Level (dBuV/m)	Limits (dBuV/m)	Margin (dB)	Remark
1	2390.000	27.96	6.01	34.44	49.12	48.65	74.00	25.35	Peak
2	2400.000	27.96	6.01	34.44	58.87	58.40	74.00	15.60	Peak
3	2413.155	27.98	6.03	34.44	94.75	94.32	74.00	-20.32	Peak

Remarks:

1. Emission Level= Antenna Factor + Cable Loss -Amp Factor + Reading.
2. The emission levels that are 20dB below the official limit are not reported.

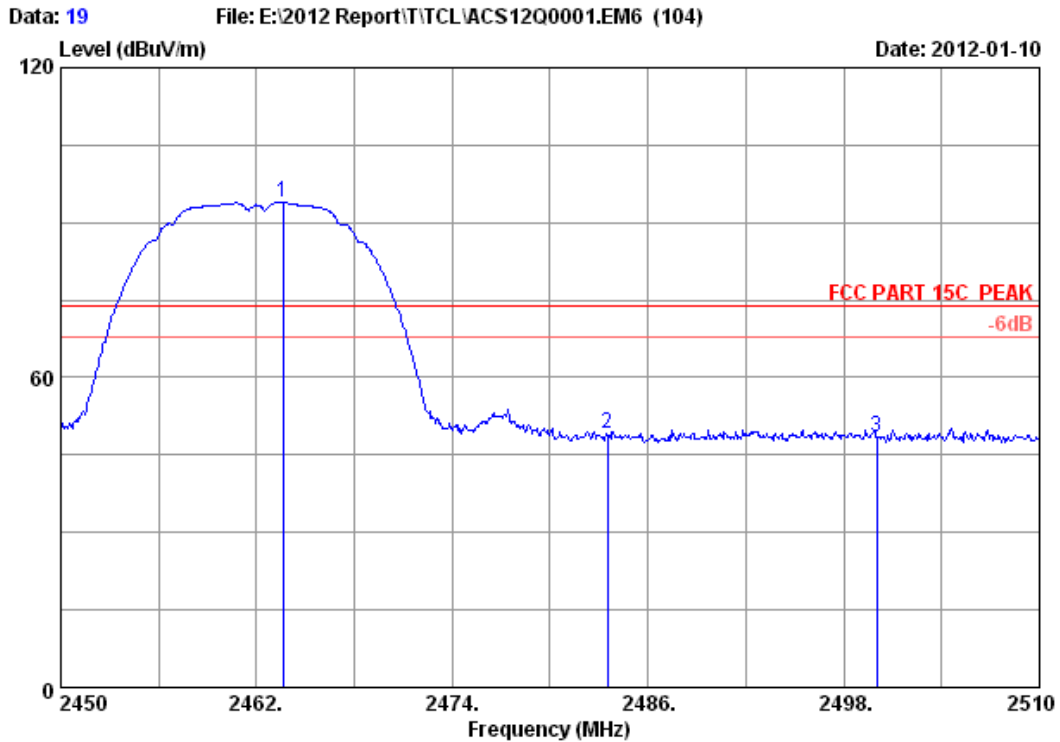


Site no. : 3m Chamber Data no. : 6
 Dis. / Ant. : 3m 2011 3115 4580 Ant. pol. : VERTICAL
 Limit : FCC PART 15C AV
 Env. / Ins. : 24.2°C/56% Engineer : Leo-Li
 EUT : Blu-ray Disc Player
 Power supply : AC 120V/60Hz
 Test mode : IEEE802.11b CH1 2412MHz Tx
 M/N : VBR140

	Freq. (MHz)	Ant. Factor (dB/m)	Cable loss (dB)	Amp. Factor (dB)	Reading (dBuV)	Emission Level (dBuV/m)	Limits (dBuV/m)	Margin (dB)	Remark
1	2390.000	27.96	6.01	34.44	38.90	38.43	54.00	15.57	Average
2	2397.055	27.96	6.01	34.44	54.48	54.01	54.00	-0.01	Average
3	2400.000	27.96	6.01	34.44	53.25	52.78	54.00	1.22	Average
4	2411.200	27.98	6.03	34.44	92.11	91.68	54.00	-37.68	Average

Remarks:

1. Emission Level= Antenna Factor + Cable Loss -Amp Factor + Reading.
2. The emission levels that are 20dB below the official limit are not reported.

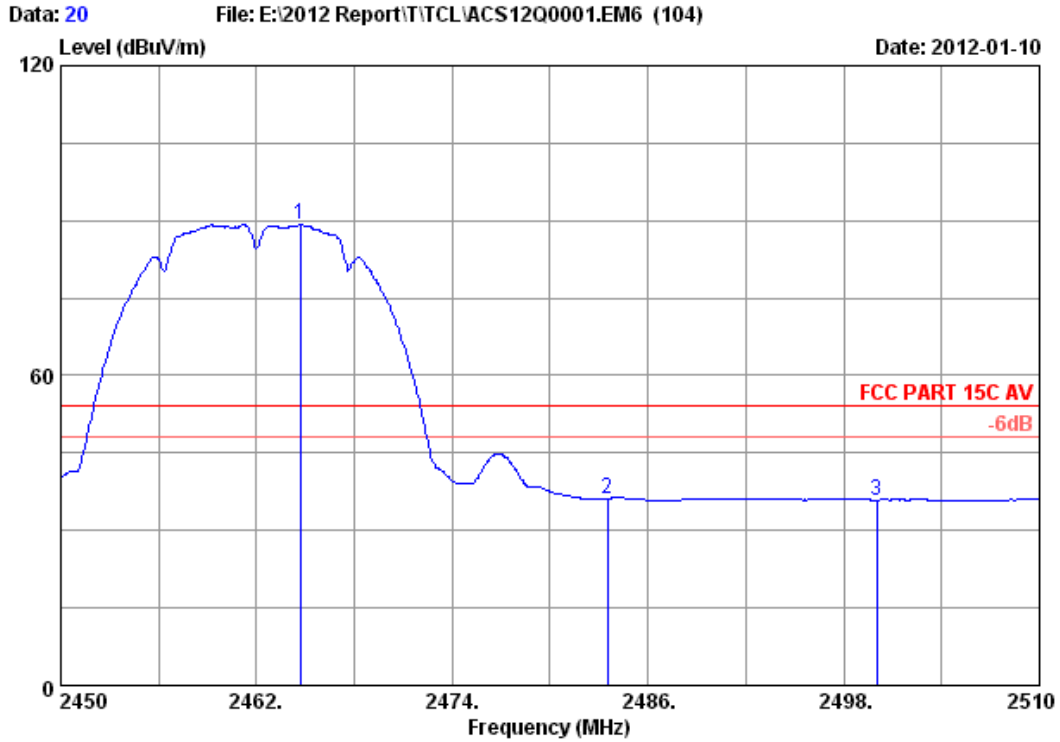


Site no. : 3m Chamber Data no. : 19
 Dis. / Ant. : 3m 2011 3115 4580 Ant. pol. : VERTICAL
 Limit : FCC PART 15C PEAK
 Env. / Ins. : 24.2°C/56% Engineer : Leo-Li
 EUT : Blu-ray Disc Player
 Power supply : AC 120V/60Hz
 Test mode : IEEE802.11b CH11 2462MHz Tx
 M/N : VBR140

	Freq. (MHz)	Ant. Factor (dB/m)	Cable loss (dB)	Amp. Factor (dB)	Reading (dBuV)	Emission Level (dBuV/m)	Limits (dBuV/m)	Margin (dB)	Remark
1	2463.620	28.05	6.12	34.45	94.10	93.82	74.00	-19.82	Peak
2	2483.500	28.08	6.15	34.45	49.19	48.97	74.00	25.03	Peak
3	2500.000	28.10	6.18	34.45	48.61	48.44	74.00	25.56	Peak

Remarks:

1. Emission Level= Antenna Factor + Cable Loss -Amp Factor + Reading.
2. The emission levels that are 20dB below the official limit are not reported.

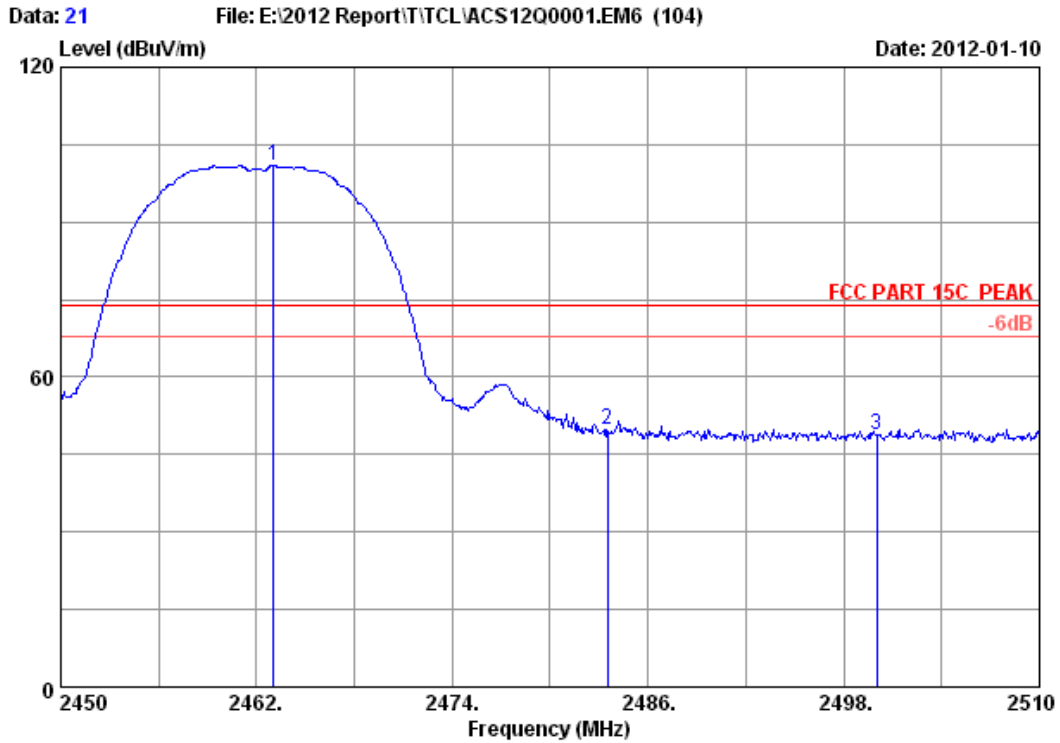


Site no. : 3m Chamber Data no. : 20
 Dis. / Ant. : 3m 2011 3115 4580 Ant. pol. : VERTICAL
 Limit : FCC PART 15C AV
 Env. / Ins. : 24.2°C/56% Engineer : Leo-Li
 EUT : Blu-ray Disc Player
 Power supply : AC 120V/60Hz
 Test mode : IEEE802.11b CH11 2462MHz Tx
 M/N : VBR140

	Freq. (MHz)	Ant. Factor (dB/m)	Cable loss (dB)	Amp. Factor (dB)	Reading (dBuV)	Emission Level (dBuV/m)	Limits (dBuV/m)	Margin (dB)	Remark
1	2464.700	28.05	6.12	34.45	89.44	89.16	54.00	-35.16	Average
2	2483.500	28.08	6.15	34.45	36.42	36.20	54.00	17.80	Average
3	2500.000	28.10	6.18	34.45	36.10	35.93	54.00	18.07	Average

Remarks:

1. Emission Level= Antenna Factor + Cable Loss -Amp Factor + Reading.
2. The emission levels that are 20dB below the official limit are not reported.

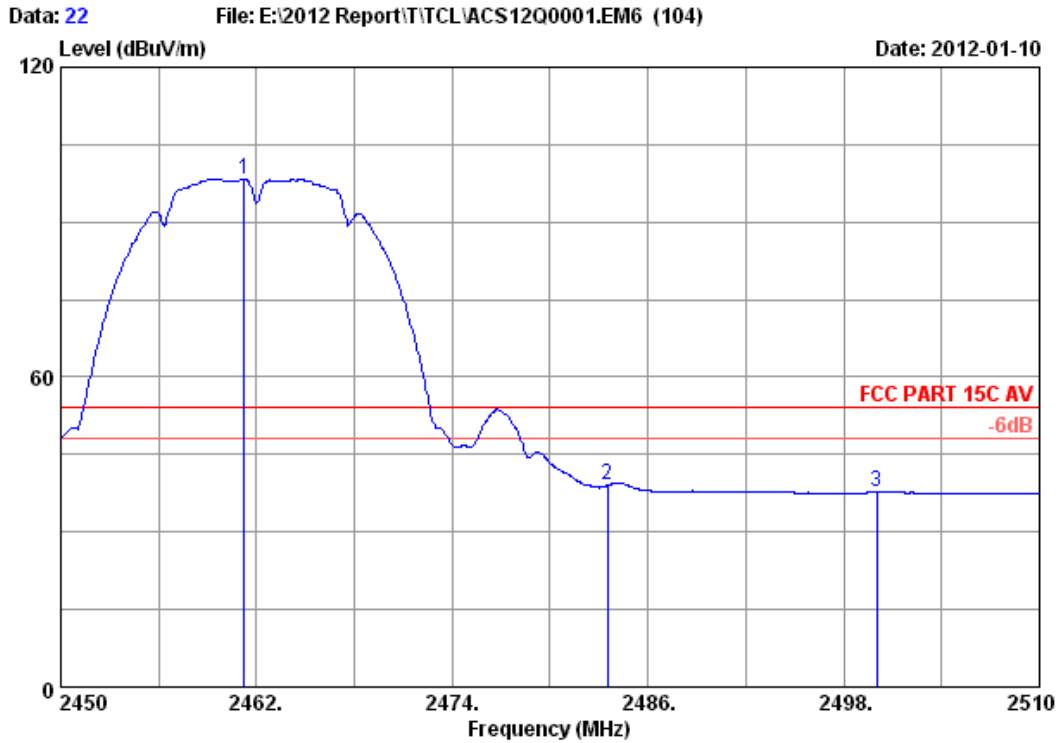


Site no. : 3m Chamber Data no. : 21
 Dis. / Ant. : 3m 2011 3115 4580 Ant. pol. : HORIZONTAL
 Limit : FCC PART 15C PEAK
 Env. / Ins. : 24.2°C/56% Engineer : Leo-Li
 EUT : Blu-ray Disc Player
 Power supply : AC 120V/60Hz
 Test mode : IEEE802.11b CH11 2462MHz Tx
 M/N : VBR140

	Freq. (MHz)	Ant. Factor (dB/m)	Cable loss (dB)	Amp. Factor (dB)	Reading (dBuV)	Emission Level (dBuV/m)	Limits (dBuV/m)	Margin (dB)	Remark
1	2463.020	28.05	6.12	34.45	101.17	100.89	74.00	-26.89	Peak
2	2483.500	28.08	6.15	34.45	50.18	49.96	74.00	24.04	Peak
3	2500.000	28.10	6.18	34.45	48.92	48.75	74.00	25.25	Peak

Remarks:

1. Emission Level= Antenna Factor + Cable Loss -Amp Factor + Reading.
2. The emission levels that are 20dB below the official limit are not reported.

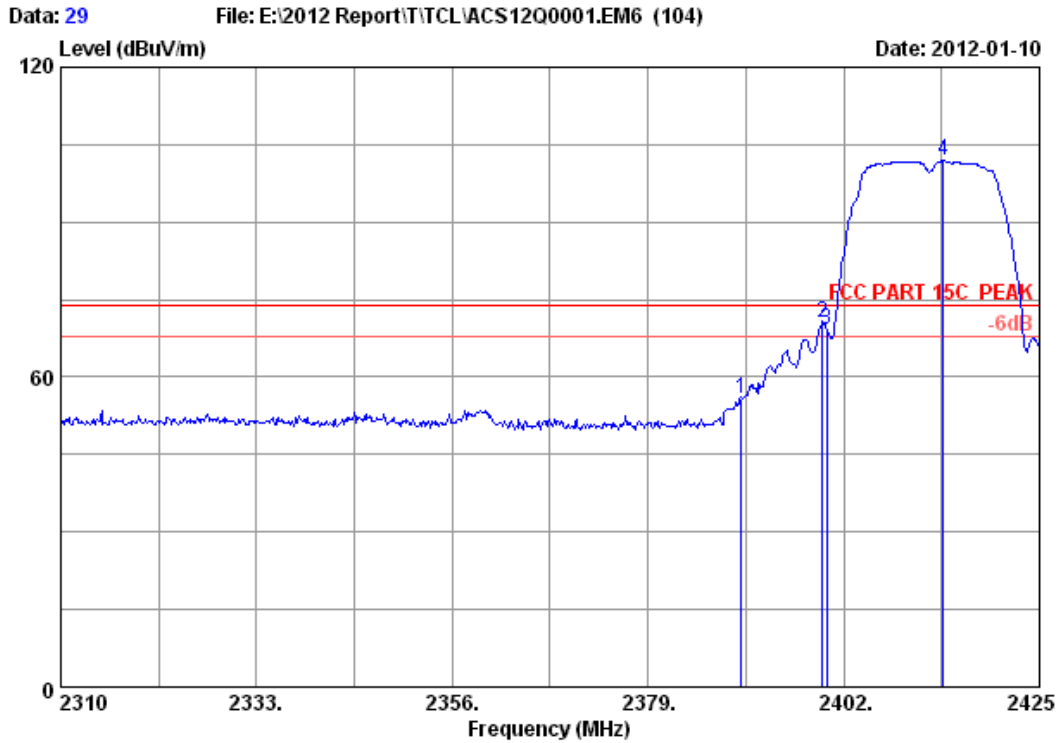


Site no. : 3m Chamber Data no. : 22
 Dis. / Ant. : 3m 2011 3115 4580 Ant. pol. : HORIZONTAL
 Limit : FCC PART 15C AV
 Env. / Ins. : 24.2°C/56% Engineer : Leo-Li
 EUT : Blu-ray Disc Player
 Power supply : AC 120V/60Hz
 Test mode : IEEE802.11b CH11 2462MHz Tx
 M/N : VBR140

	Freq. (MHz)	Ant. Factor (dB/m)	Cable loss (dB)	Amp. Factor (dB)	Reading (dBuV)	Emission Level (dBuV/m)	Limits (dBuV/m)	Margin (dB)	Remark
1	2461.220	28.05	6.12	34.44	98.60	98.33	54.00	-44.33	Average
2	2483.500	28.08	6.15	34.45	39.24	39.02	54.00	14.98	Average
3	2500.000	28.10	6.18	34.45	37.85	37.68	54.00	16.32	Average

Remarks:

1. Emission Level= Antenna Factor + Cable Loss -Amp Factor + Reading.
2. The emission levels that are 20dB below the official limit are not reported.

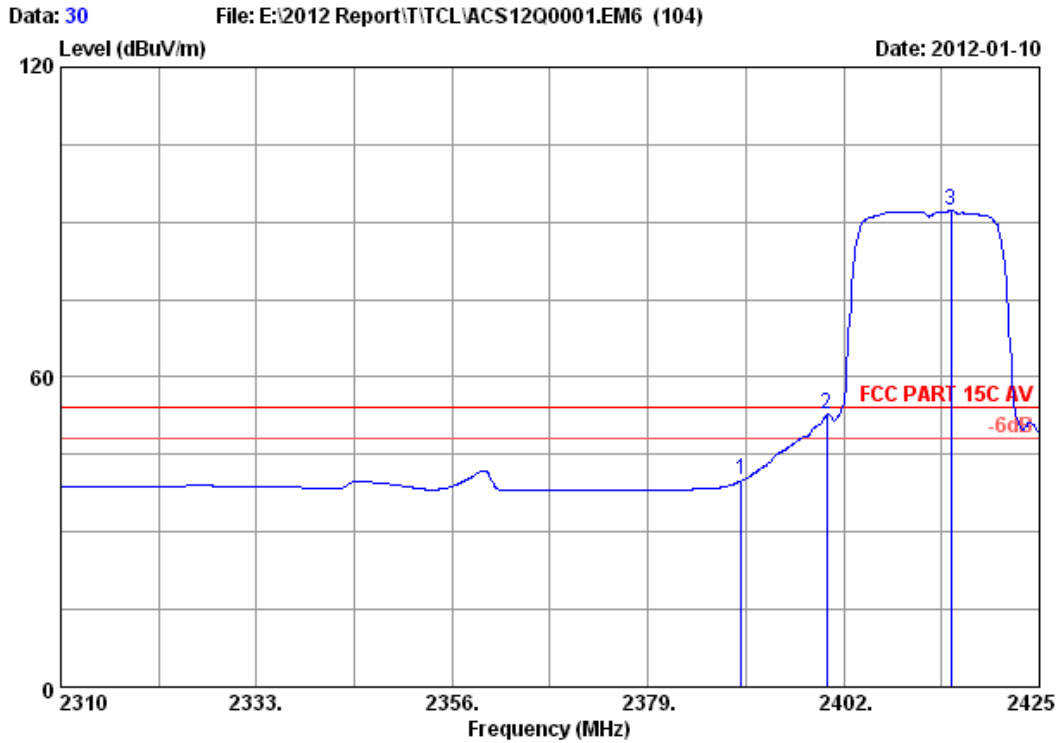


Site no. : 3m Chamber Data no. : 29
 Dis. / Ant. : 3m 2011 3115 4580 Ant. pol. : HORIZONTAL
 Limit : FCC PART 15C PEAK
 Env. / Ins. : 24.2°C/56% Engineer : Leo-Li
 EUT : Blu-ray Disc Player
 Power supply : AC 120V/60Hz
 Test mode : IEEE802.11g CH1 2412MHz Tx
 M/N : VBR140

	Freq. (MHz)	Ant. Factor (dB/m)	Cable loss (dB)	Amp. Factor (dB)	Reading (dBuV)	Emission Level (dBuV/m)	Limits (dBuV/m)	Margin (dB)	Remark
1	2390.000	27.96	6.01	34.44	56.43	55.96	74.00	18.04	Peak
2	2399.470	27.96	6.01	34.44	70.96	70.49	74.00	3.51	Peak
3	2400.000	27.96	6.01	34.44	69.60	69.13	74.00	4.87	Peak
4	2413.730	27.98	6.03	34.44	102.23	101.80	74.00	-27.80	Peak

Remarks:

1. Emission Level= Antenna Factor + Cable Loss -Amp Factor + Reading.
2. The emission levels that are 20dB below the official limit are not reported.

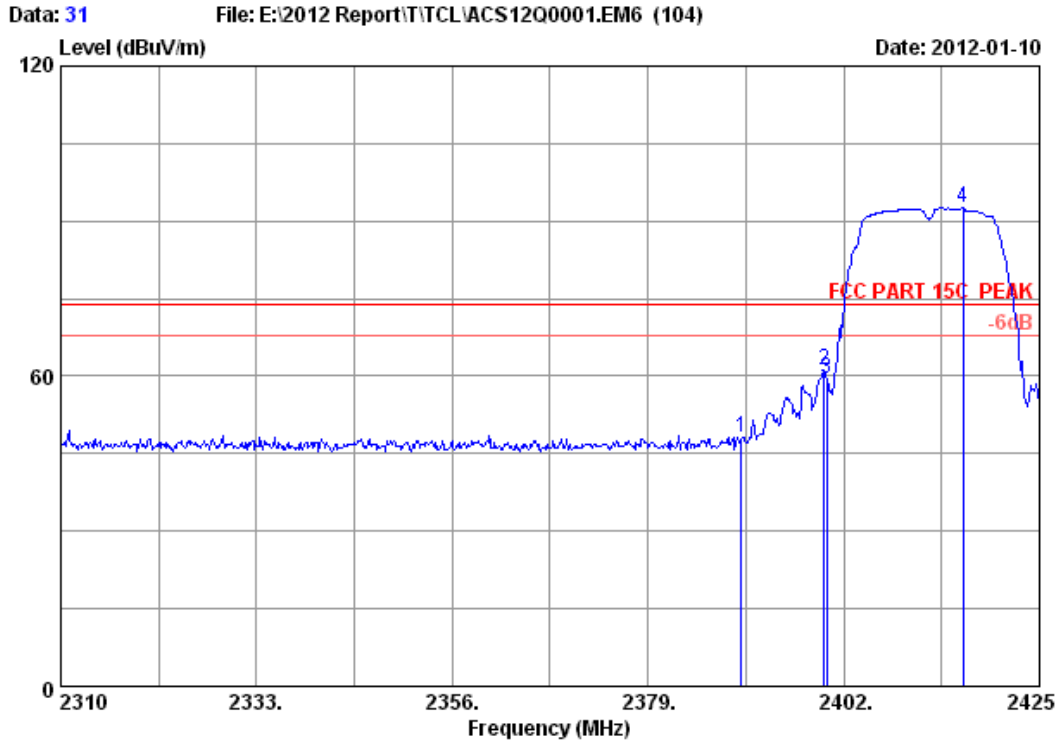


Site no. : 3m Chamber Data no. : 30
 Dis. / Ant. : 3m 2011 3115 4580 Ant. pol. : HORIZONTAL
 Limit : FCC PART 15C AV
 Env. / Ins. : 24.2°C/56% Engineer : Leo-Li
 EUT : Blu-ray Disc Player
 Power supply : AC 120V/60Hz
 Test mode : IEEE802.11g CH1 2412MHz Tx
 M/N : VBR140

	Freq. (MHz)	Ant. Factor (dB/m)	Cable loss (dB)	Amp. Factor (dB)	Reading (dBuV)	Emission Level (dBuV/m)	Limits (dBuV/m)	Margin (dB)	Remark
1	2390.000	27.96	6.01	34.44	40.43	39.96	54.00	14.04	Average
2	2400.000	27.96	6.01	34.44	53.12	52.65	54.00	1.35	Average
3	2414.650	27.98	6.03	34.44	92.57	92.14	54.00	-38.14	Average

Remarks:

1. Emission Level= Antenna Factor + Cable Loss -Amp Factor + Reading.
2. The emission levels that are 20dB below the official limit are not reported.

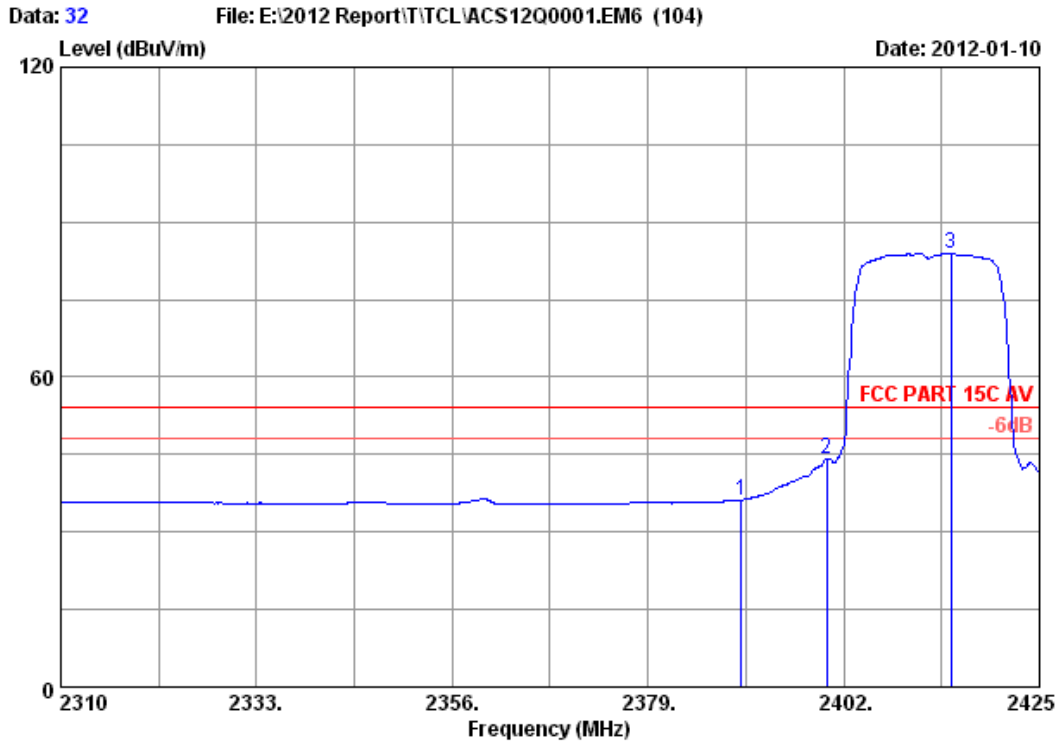


Site no. : 3m Chamber Data no. : 31
 Dis. / Ant. : 3m 2011 3115 4580 Ant. pol. : VERTICAL
 Limit : FCC PART 15C PEAK
 Env. / Ins. : 24.2°C/56% Engineer : Leo-Li
 EUT : Blu-ray Disc Player
 Power supply : AC 120V/60Hz
 Test mode : IEEE802.11g CH1 2412MHz Tx
 M/N : VBR140

	Freq. (MHz)	Ant. Factor (dB/m)	Cable loss (dB)	Amp. Factor (dB)	Reading (dBuV)	Emission Level (dBuV/m)	Limits (dBuV/m)	Margin (dB)	Remark
1	2390.000	27.96	6.01	34.44	48.48	48.01	74.00	25.99	Peak
2	2399.700	27.96	6.01	34.44	61.81	61.34	74.00	12.66	Peak
3	2400.000	27.96	6.01	34.44	59.87	59.40	74.00	14.60	Peak
4	2416.030	27.98	6.03	34.44	93.02	92.59	74.00	-18.59	Peak

Remarks:

1. Emission Level= Antenna Factor + Cable Loss -Amp Factor + Reading.
2. The emission levels that are 20dB below the official limit are not reported.

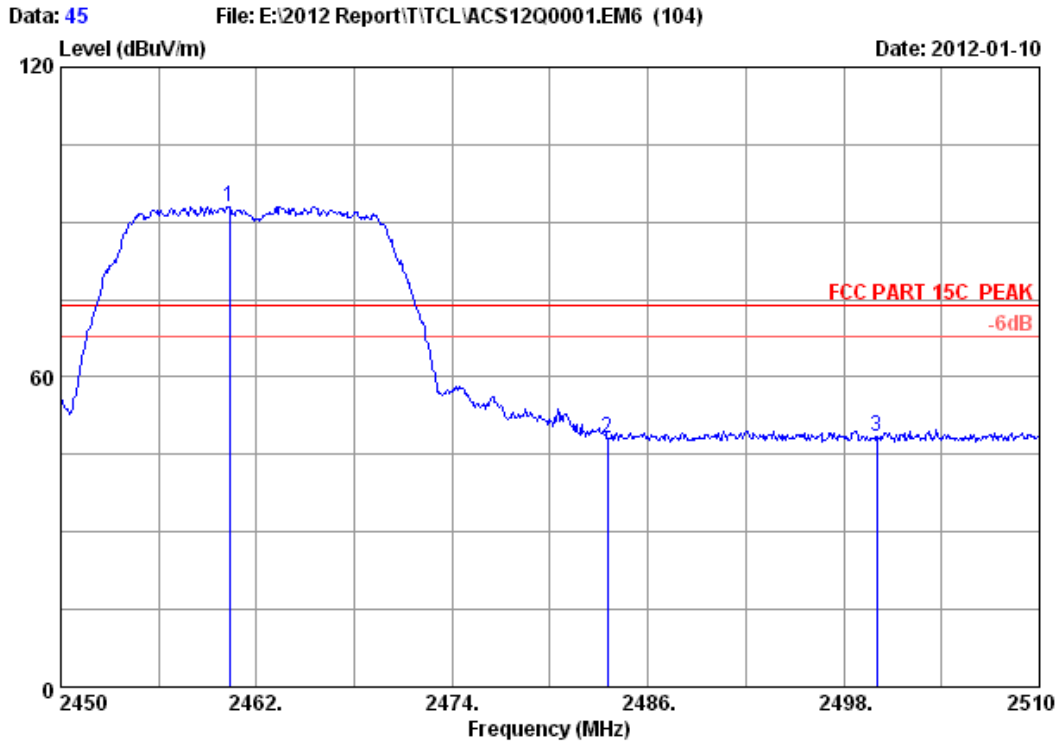


Site no. : 3m Chamber Data no. : 32
 Dis. / Ant. : 3m 2011 3115 4580 Ant. pol. : VERTICAL
 Limit : FCC PART 15C AV
 Env. / Ins. : 24.2°C/56% Engineer : Leo-Li
 EUT : Blu-ray Disc Player
 Power supply : AC 120V/60Hz
 Test mode : IEEE802.11g CH1 2412MHz Tx
 M/N : VBR140

	Freq. (MHz)	Ant. Factor (dB/m)	Cable loss (dB)	Amp. Factor (dB)	Reading (dBuV)	Emission Level (dBuV/m)	Limits (dBuV/m)	Margin (dB)	Remark
1	2390.000	27.96	6.01	34.44	36.71	36.24	54.00	17.76	Average
2	2400.000	27.96	6.01	34.44	44.74	44.27	54.00	9.73	Average
3	2414.650	27.98	6.03	34.44	84.43	84.00	54.00	-30.00	Average

Remarks:

1. Emission Level= Antenna Factor + Cable Loss -Amp Factor + Reading.
2. The emission levels that are 20dB below the official limit are not reported.

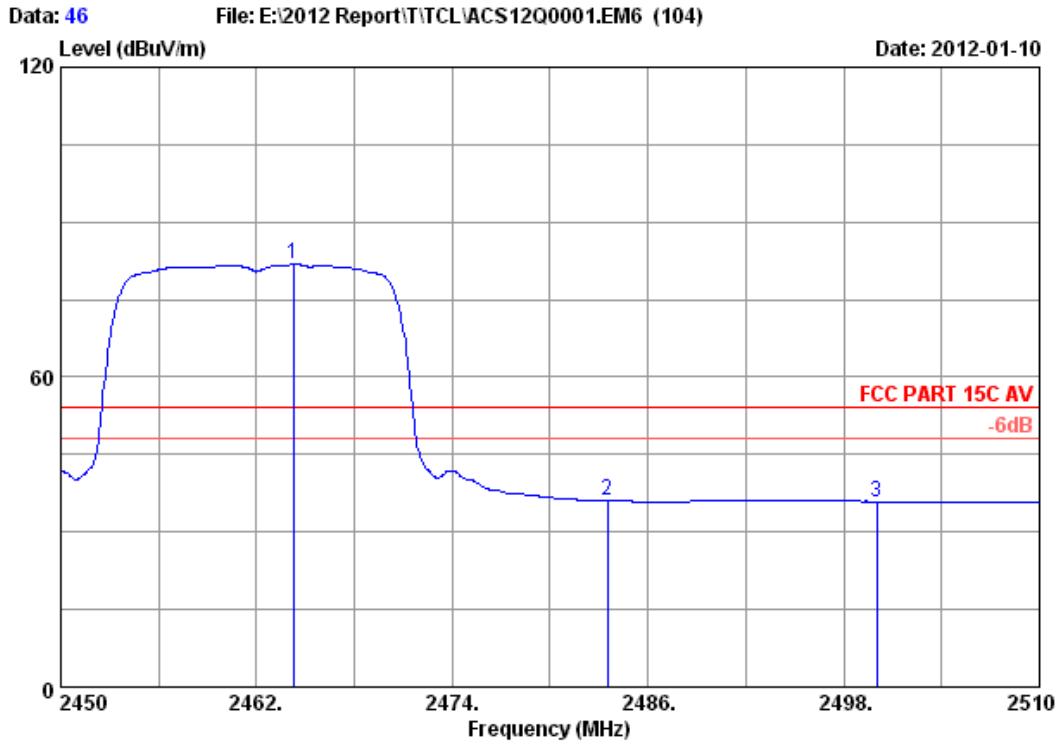


Site no. : 3m Chamber Data no. : 45
 Dis. / Ant. : 3m 2011 3115 4580 Ant. pol. : VERTICAL
 Limit : FCC PART 15C PEAK
 Env. / Ins. : 24.2°C/56% Engineer : Leo-Li
 EUT : Blu-ray Disc Player
 Power supply : AC 120V/60Hz
 Test mode : IEEE802.11g CH11 2462MHz Tx
 M/N : VBR140

	Freq. (MHz)	Ant. Factor (dB/m)	Cable loss (dB)	Amp. Factor (dB)	Reading (dBuV)	Emission Level (dBuV/m)	Limits (dBuV/m)	Margin (dB)	Remark
1	2460.320	28.05	6.12	34.44	93.26	92.99	74.00	-18.99	Peak
2	2483.500	28.08	6.15	34.45	48.34	48.12	74.00	25.88	Peak
3	2500.000	28.10	6.18	34.45	48.68	48.51	74.00	25.49	Peak

Remarks:

1. Emission Level= Antenna Factor + Cable Loss -Amp Factor + Reading.
2. The emission levels that are 20dB below the official limit are not reported.

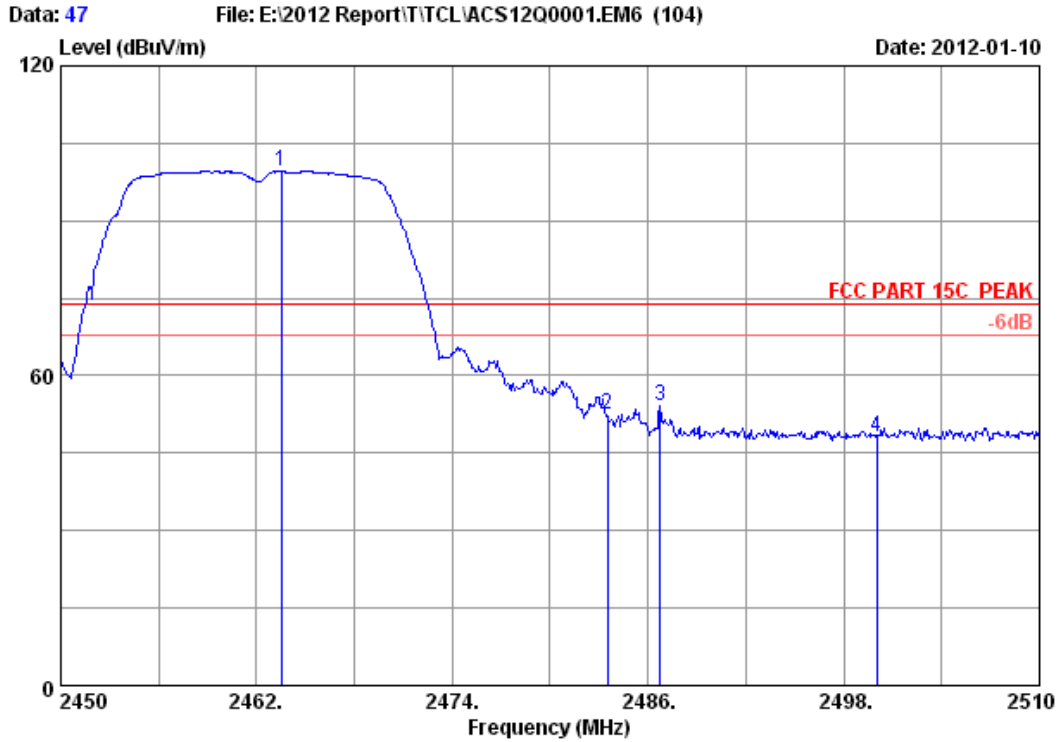


Site no. : 3m Chamber Data no. : 46
 Dis. / Ant. : 3m 2011 3115 4580 Ant. pol. : VERTICAL
 Limit : FCC PART 15C AV
 Env. / Ins. : 24.2°C/56% Engineer : Leo-Li
 EUT : Blu-ray Disc Player
 Power supply : AC 120V/60Hz
 Test mode : IEEE802.11g CH11 2462MHz Tx
 M/N : VBR140

	Freq. (MHz)	Ant. Factor (dB/m)	Cable loss (dB)	Amp. Factor (dB)	Reading (dBuV)	Emission Level (dBuV/m)	Limits (dBuV/m)	Margin (dB)	Remark
1	2464.280	28.05	6.12	34.45	82.08	81.80	54.00	-27.80	Average
2	2483.500	28.08	6.15	34.45	36.24	36.02	54.00	17.98	Average
3	2500.000	28.10	6.18	34.45	36.03	35.86	54.00	18.14	Average

Remarks:

1. Emission Level= Antenna Factor + Cable Loss -Amp Factor + Reading.
2. The emission levels that are 20dB below the official limit are not reported.

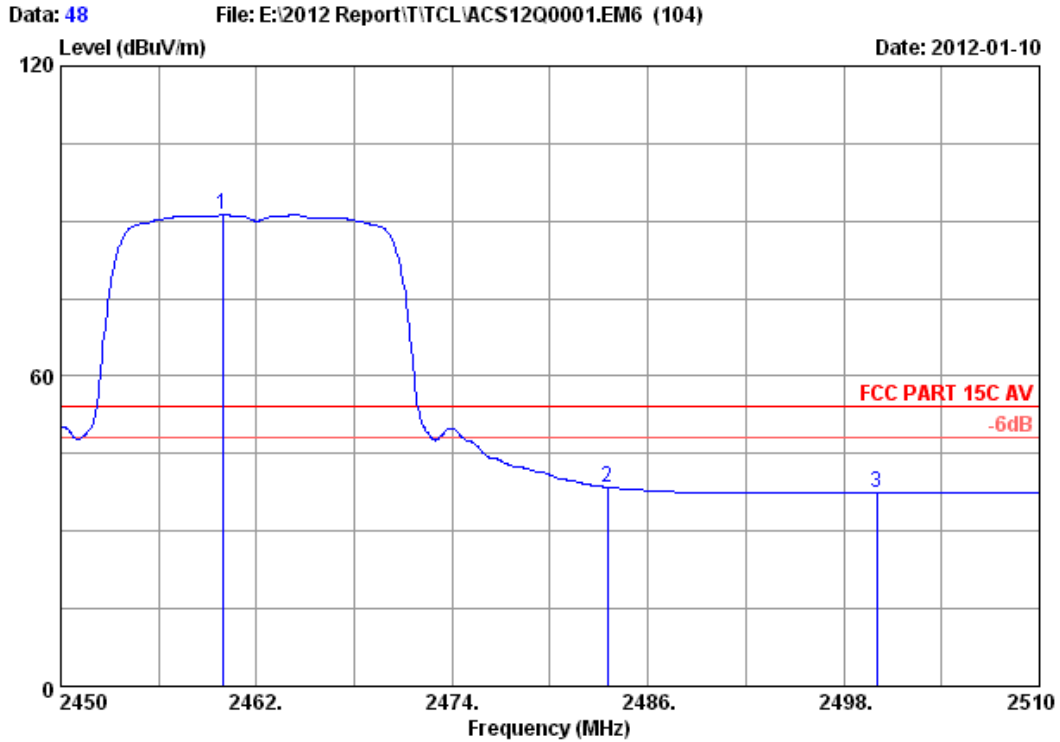


Site no. : 3m Chamber Data no. : 47
 Dis. / Ant. : 3m 2011 3115 4580 Ant. pol. : HORIZONTAL
 Limit : FCC PART 15C PEAK
 Env. / Ins. : 24.2°C/56% Engineer : Leo-Li
 EUT : Blu-ray Disc Player
 Power supply : AC 120V/60Hz
 Test mode : IEEE802.11g CH11 2462MHz Tx
 M/N : VBR140

	Freq. (MHz)	Ant. Factor (dB/m)	Cable loss (dB)	Amp. Factor (dB)	Reading (dBuV)	Emission Level (dBuV/m)	Limits (dBuV/m)	Margin (dB)	Remark
1	2463.500	28.05	6.12	34.45	100.02	99.74	74.00	-25.74	Peak
2	2483.500	28.08	6.15	34.45	52.81	52.59	74.00	21.41	Peak
3	2486.720	28.08	6.15	34.45	54.46	54.24	74.00	19.76	Peak
4	2500.000	28.10	6.18	34.45	48.14	47.97	74.00	26.03	Peak

Remarks:

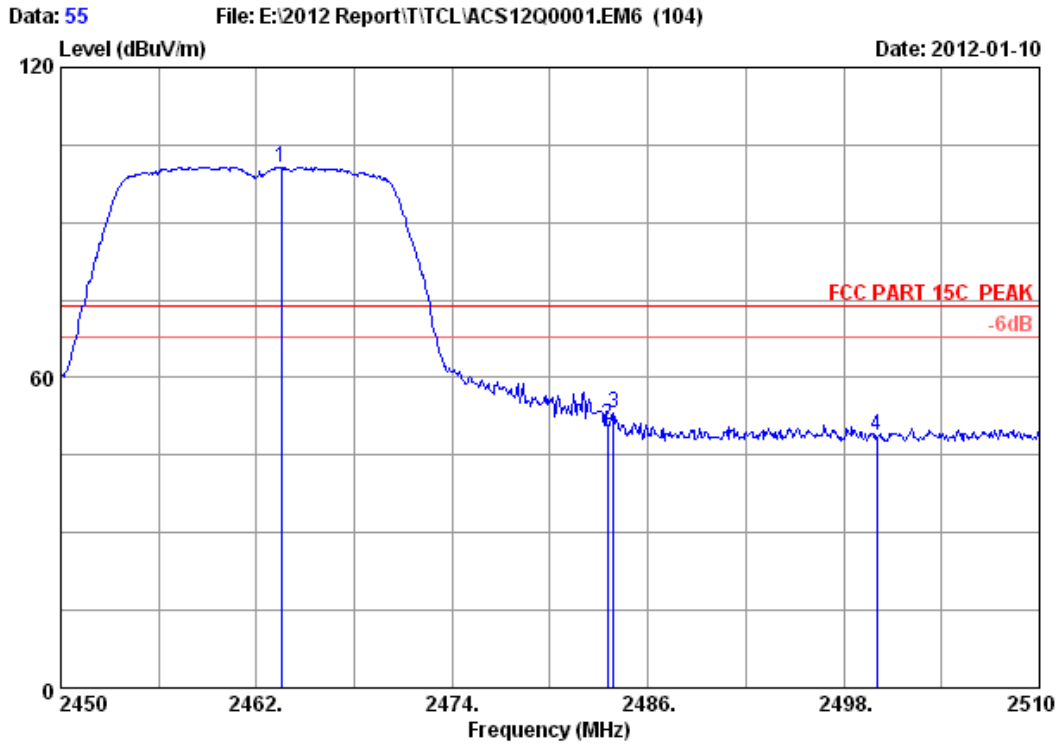
1. Emission Level= Antenna Factor + Cable Loss -Amp Factor + Reading.
2. The emission levels that are 20dB below the official limit are not reported.



Site no. : 3m Chamber Data no. : 48
 Dis. / Ant. : 3m 2011 3115 4580 Ant. pol. : HORIZONTAL
 Limit : FCC PART 15C AV
 Env. / Ins. : 24.2°C/56% Engineer : Leo-Li
 EUT : Blu-ray Disc Player
 Power supply : AC 120V/60Hz
 Test mode : IEEE802.11g CH11 2462MHz Tx
 M/N : VBR140

	Freq. (MHz)	Ant. Factor (dB/m)	Cable loss (dB)	Amp. Factor (dB)	Reading (dBuV)	Emission Level (dBuV/m)	Limits (dBuV/m)	Margin (dB)	Remark
1	2459.900	28.05	6.12	34.44	91.44	91.17	54.00	-37.17	Average
2	2483.500	28.08	6.15	34.45	38.70	38.48	54.00	15.52	Average
3	2500.000	28.10	6.18	34.45	37.67	37.50	54.00	16.50	Average

Remarks:
 1. Emission Level= Antenna Factor + Cable Loss -Amp Factor + Reading.
 2. The emission levels that are 20dB below the official limit are not reported.

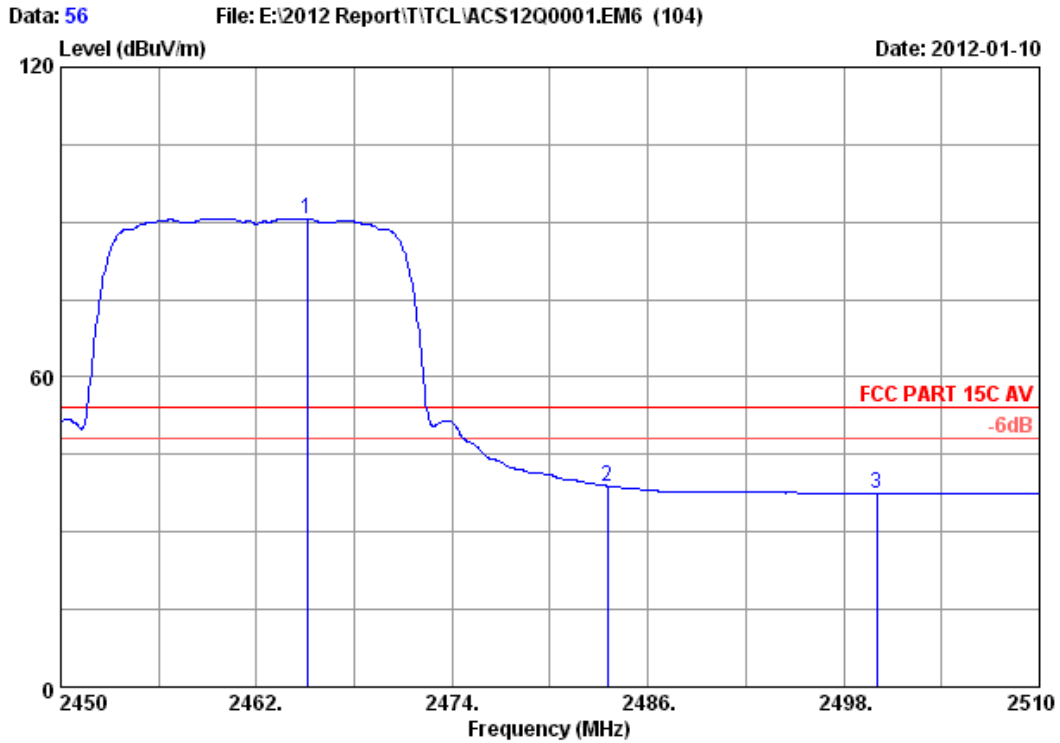


Site no. : 3m Chamber Data no. : 55
 Dis. / Ant. : 3m 2011 3115 4580 Ant. pol. : HORIZONTAL
 Limit : FCC PART 15C PEAK
 Env. / Ins. : 24.2°C/56% Engineer : Leo-Li
 EUT : Blu-ray Disc Player
 Power supply : AC 120V/60Hz
 Test mode : IEEE802.11n CH11 2462MHz Tx
 M/N : VBR140

	Freq. (MHz)	Ant. Factor (dB/m)	Cable loss (dB)	Amp. Factor (dB)	Reading (dBuV)	Emission Level (dBuV/m)	Limits (dBuV/m)	Margin (dB)	Remark
1	2463.500	28.05	6.12	34.45	100.94	100.66	74.00	-26.66	Peak
2	2483.500	28.08	6.15	34.45	50.99	50.77	74.00	23.23	Peak
3	2483.900	28.08	6.15	34.45	53.26	53.04	74.00	20.96	Peak
4	2500.000	28.10	6.18	34.45	48.82	48.65	74.00	25.35	Peak

Remarks:

- Emission Level= Antenna Factor + Cable Loss -Amp Factor + Reading.
- The emission levels that are 20dB below the official limit are not reported.

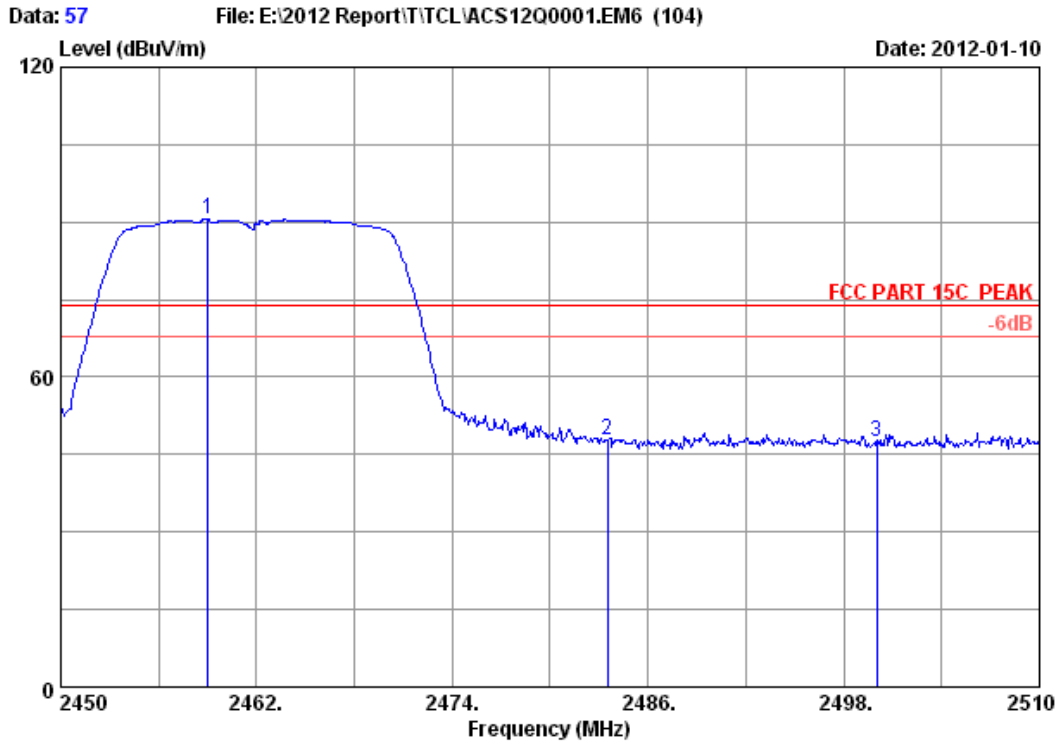


Site no. : 3m Chamber Data no. : 56
 Dis. / Ant. : 3m 2011 3115 4580 Ant. pol. : HORIZONTAL
 Limit : FCC PART 15C AV
 Env. / Ins. : 24.2°C/56% Engineer : Leo-Li
 EUT : Blu-ray Disc Player
 Power supply : AC 120V/60Hz
 Test mode : IEEE802.11n CH11 2462MHz Tx
 M/N : VBR140

	Freq. (MHz)	Ant. Factor (dB/m)	Cable loss (dB)	Amp. Factor (dB)	Reading (dBuV)	Emission Level (dBuV/m)	Limits (dBuV/m)	Margin (dB)	Remark
1	2465.120	28.05	6.12	34.45	91.00	90.72	54.00	-36.72	Average
2	2483.500	28.08	6.15	34.45	39.16	38.94	54.00	15.06	Average
3	2500.000	28.10	6.18	34.45	37.74	37.57	54.00	16.43	Average

Remarks:

1. Emission Level= Antenna Factor + Cable Loss -Amp Factor + Reading.
2. The emission levels that are 20dB below the official limit are not reported.

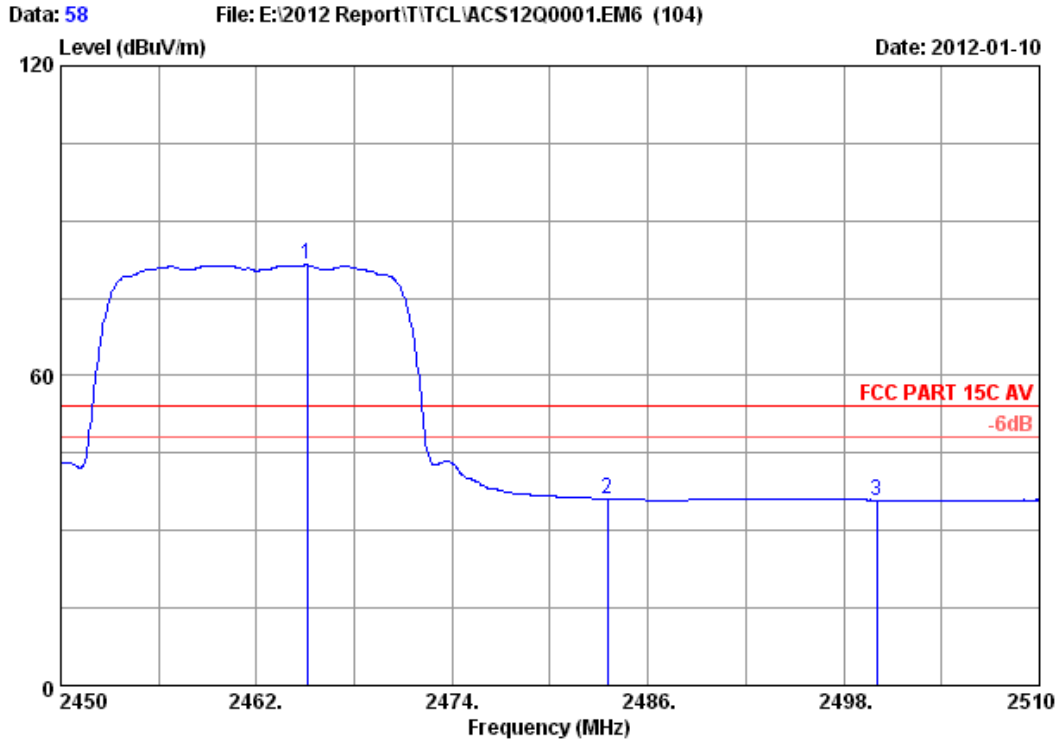


Site no. : 3m Chamber Data no. : 57
 Dis. / Ant. : 3m 2011 3115 4580 Ant. pol. : VERTICAL
 Limit : FCC PART 15C PEAK
 Env. / Ins. : 24.2°C/56% Engineer : Leo-Li
 EUT : Blu-ray Disc Player
 Power supply : AC 120V/60Hz
 Test mode : IEEE802.11n CH11 2462MHz Tx
 M/N : VBR140

	Freq. (MHz)	Ant. Factor (dB/m)	Cable loss (dB)	Amp. Factor (dB)	Reading (dBuV)	Emission Level (dBuV/m)	Limits (dBuV/m)	Margin (dB)	Remark
1	2459.000	28.05	6.12	34.44	90.92	90.65	74.00	-16.65	Peak
2	2483.500	28.08	6.15	34.45	48.02	47.80	74.00	26.20	Peak
3	2500.000	28.10	6.18	34.45	47.57	47.40	74.00	26.60	Peak

Remarks:

1. Emission Level= Antenna Factor + Cable Loss -Amp Factor + Reading.
2. The emission levels that are 20dB below the official limit are not reported.

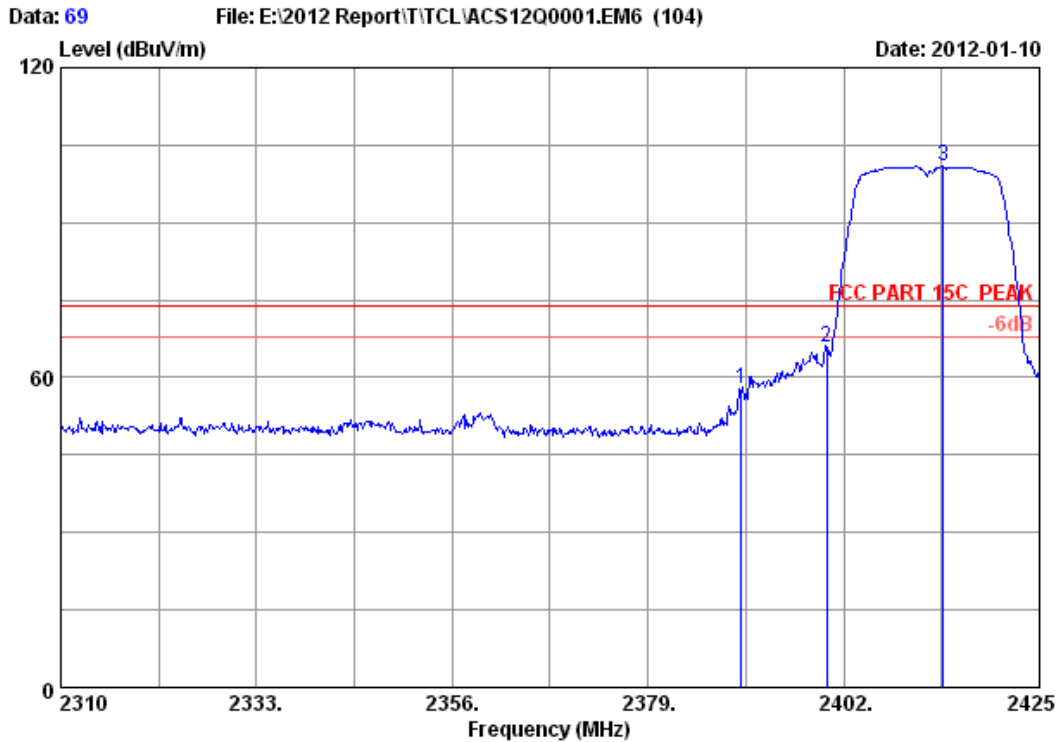


Site no. : 3m Chamber Data no. : 58
 Dis. / Ant. : 3m 2011 3115 4580 Ant. pol. : VERTICAL
 Limit : FCC PART 15C AV
 Env. / Ins. : 24.2°C/56% Engineer : Leo-Li
 EUT : Blu-ray Disc Player
 Power supply : AC 120V/60Hz
 Test mode : IEEE802.11n CH11 2462MHz Tx
 M/N : VBR140

	Freq. (MHz)	Ant. Factor (dB/m)	Cable loss (dB)	Amp. Factor (dB)	Reading (dBuV)	Emission Level (dBuV/m)	Limits (dBuV/m)	Margin (dB)	Remark
1	2465.120	28.05	6.12	34.45	81.69	81.41	54.00	-27.41	Average
2	2483.500	28.08	6.15	34.45	36.41	36.19	54.00	17.81	Average
3	2500.000	28.10	6.18	34.45	36.07	35.90	54.00	18.10	Average

Remarks:

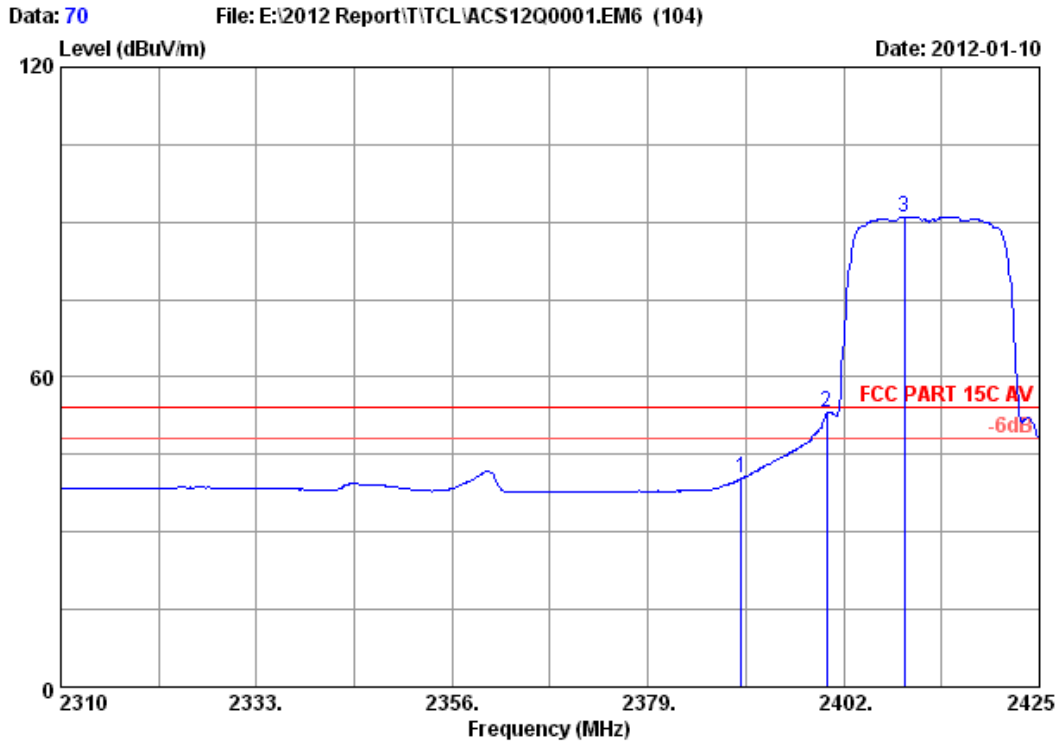
- Emission Level= Antenna Factor + Cable Loss -Amp Factor + Reading.
- The emission levels that are 20dB below the official limit are not reported.



Site no. : 3m Chamber Data no. : 69
 Dis. / Ant. : 3m 2011 3115 4580 Ant. pol. : HORIZONTAL
 Limit : FCC PART 15C PEAK
 Env. / Ins. : 24.2°C/56% Engineer : Leo-Li
 EUT : Blu-ray Disc Player
 Power supply : AC 120V/60Hz
 Test mode : IEEE802.11nHT20 CH1 2412MHz Tx
 M/N : VBR140

	Freq. (MHz)	Ant. Factor (dB/m)	Cable loss (dB)	Amp. Factor (dB)	Reading (dBuV)	Emission Level (dBuV/m)	Limits (dBuV/m)	Margin (dB)	Remark
1	2390.000	27.96	6.01	34.44	58.39	57.92	74.00	16.08	Peak
2	2400.000	27.96	6.01	34.44	66.46	65.99	74.00	8.01	Peak
3	2413.730	27.98	6.03	34.44	101.27	100.84	74.00	-26.84	Peak

Remarks:
 1. Emission Level= Antenna Factor + Cable Loss -Amp Factor + Reading.
 2. The emission levels that are 20dB below the official limit are not reported.

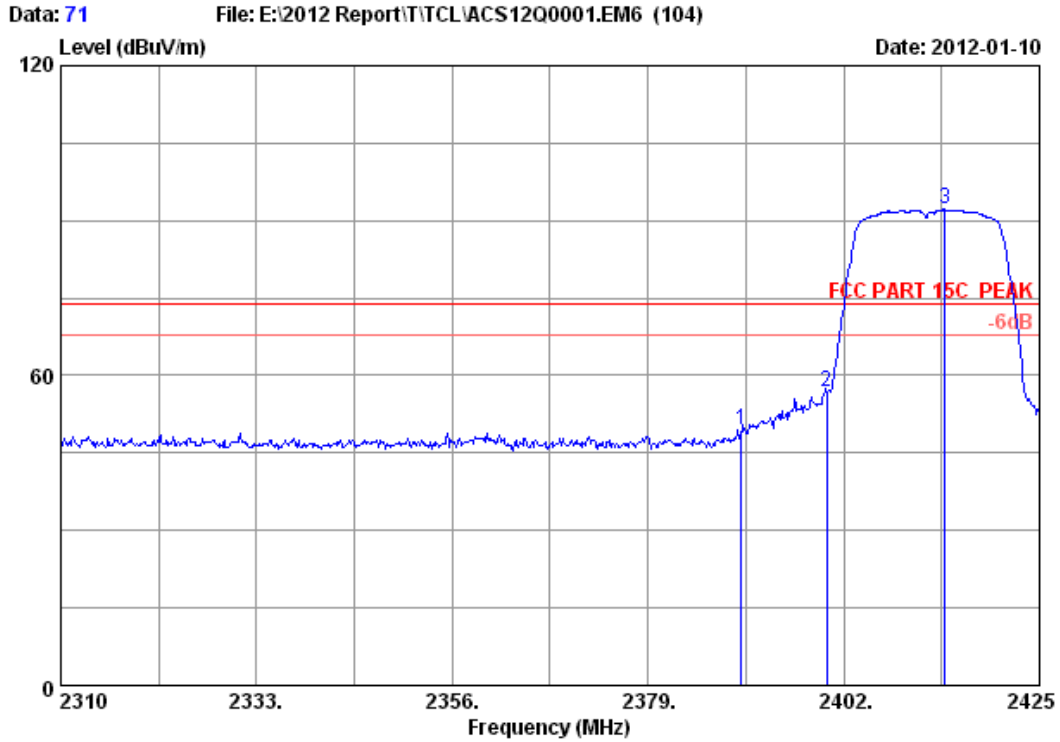


Site no. : 3m Chamber Data no. : 70
 Dis. / Ant. : 3m 2011 3115 4580 Ant. pol. : HORIZONTAL
 Limit : FCC PART 15C AV
 Env. / Ins. : 24.2°C/56% Engineer : Leo-Li
 EUT : Blu-ray Disc Player
 Power supply : AC 120V/60Hz
 Test mode : IEEE802.11nHT20 CH1 2412MHz Tx
 M/N : VBR140

	Freq. (MHz)	Ant. Factor (dB/m)	Cable loss (dB)	Amp. Factor (dB)	Reading (dBuV)	Emission Level (dBuV/m)	Limits (dBuV/m)	Margin (dB)	Remark
1	2390.000	27.96	6.01	34.44	40.86	40.39	54.00	13.61	Average
2	2400.000	27.96	6.01	34.44	53.54	53.07	54.00	0.93	Average
3	2409.130	27.98	6.03	34.44	91.42	90.99	54.00	-36.99	Average

Remarks:

1. Emission Level= Antenna Factor + Cable Loss -Amp Factor + Reading.
2. The emission levels that are 20dB below the official limit are not reported.

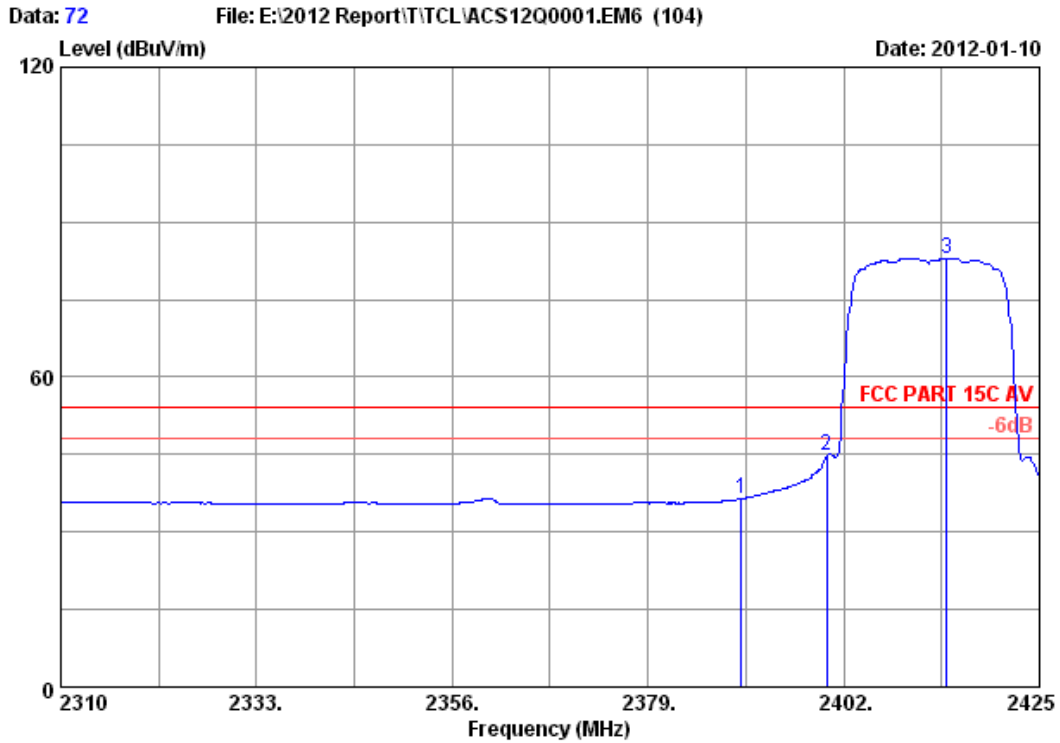


Site no. : 3m Chamber Data no. : 71
 Dis. / Ant. : 3m 2011 3115 4580 Ant. pol. : VERTICAL
 Limit : FCC PART 15C PEAK
 Env. / Ins. : 24.2°C/56% Engineer : Leo-Li
 EUT : Blu-ray Disc Player
 Power supply : AC 120V/60Hz
 Test mode : IEEE802.11nHT20 CH1 2412MHz Tx
 M/N : VBR140

	Freq. (MHz)	Ant. Factor (dB/m)	Cable loss (dB)	Amp. Factor (dB)	Reading (dBuV)	Emission Level (dBuV/m)	Limits (dBuV/m)	Margin (dB)	Remark
1	2390.000	27.96	6.01	34.44	49.88	49.41	74.00	24.59	Peak
2	2400.000	27.96	6.01	34.44	57.32	56.85	74.00	17.15	Peak
3	2413.845	27.98	6.03	34.44	92.56	92.13	74.00	-18.13	Peak

Remarks:

1. Emission Level= Antenna Factor + Cable Loss -Amp Factor + Reading.
2. The emission levels that are 20dB below the official limit are not reported.

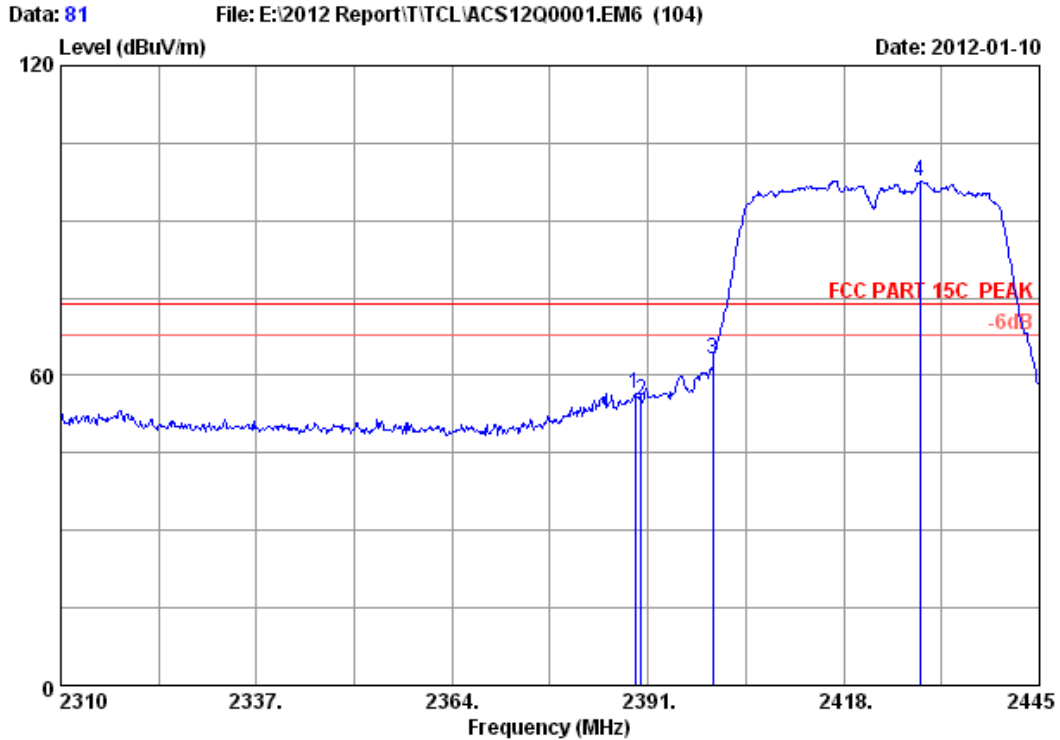


Site no. : 3m Chamber Data no. : 72
 Dis. / Ant. : 3m 2011 3115 4580 Ant. pol. : VERTICAL
 Limit : FCC PART 15C AV
 Env. / Ins. : 24.2°C/56% Engineer : Leo-Li
 EUT : Blu-ray Disc Player
 Power supply : AC 120V/60Hz
 Test mode : IEEE802.11nHT20 CH1 2412MHz Tx
 M/N : VBR140

	Freq. (MHz)	Ant. Factor (dB/m)	Cable loss (dB)	Amp. Factor (dB)	Reading (dBuV)	Emission Level (dBuV/m)	Limits (dBuV/m)	Margin (dB)	Remark
1	2390.000	27.96	6.01	34.44	36.90	36.43	54.00	17.57	Average
2	2400.000	27.96	6.01	34.44	45.37	44.90	54.00	9.10	Average
3	2414.075	27.98	6.03	34.44	83.45	83.02	54.00	-29.02	Average

Remarks:

1. Emission Level= Antenna Factor + Cable Loss -Amp Factor + Reading.
2. The emission levels that are 20dB below the official limit are not reported.

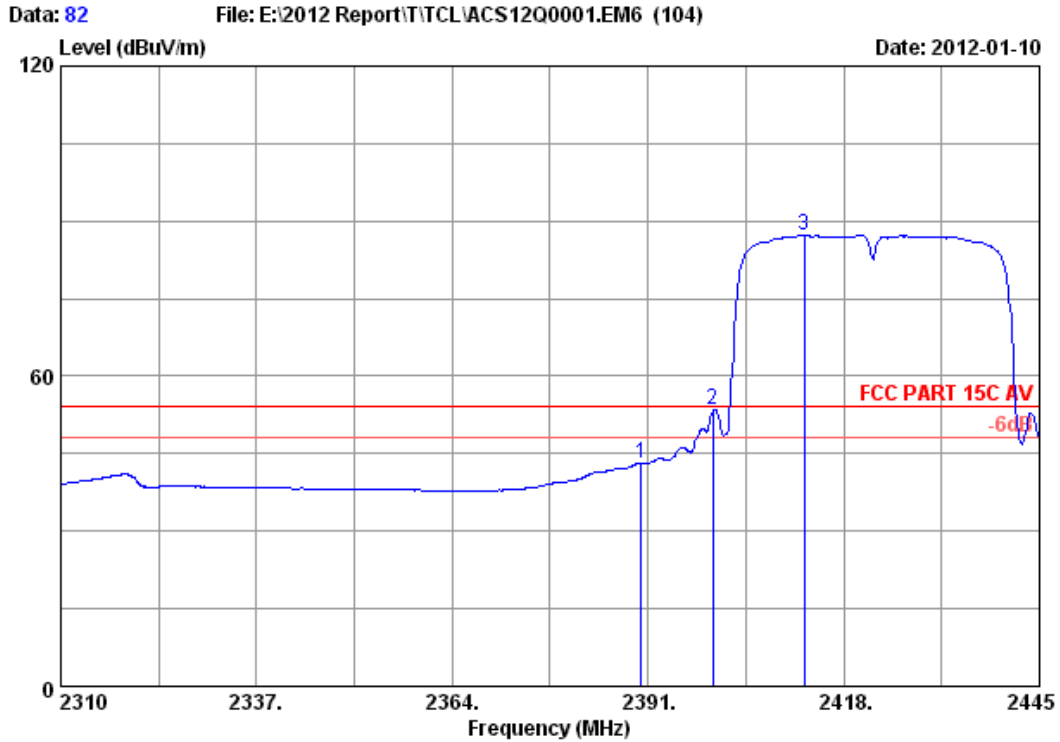


Site no. : 3m Chamber Data no. : 81
 Dis. / Ant. : 3m 2011 3115 4580 Ant. pol. : HORIZONTAL
 Limit : FCC PART 15C PEAK
 Env. / Ins. : 24.2°C/56% Engineer : Leo-Li
 EUT : Blu-ray Disc Player
 Power supply : AC 120V/60Hz
 Test mode : IEEE802.11nHT40 CH1 2422MHz Tx
 M/N : VBR140

	Freq. (MHz)	Ant. Factor (dB/m)	Cable loss (dB)	Amp. Factor (dB)	Reading (dBuV)	Emission Level (dBuV/m)	Limits (dBuV/m)	Margin (dB)	Remark
1	2389.245	27.96	6.01	34.44	57.13	56.66	74.00	17.34	Peak
2	2390.000	27.96	6.01	34.44	55.60	55.13	74.00	18.87	Peak
3	2400.000	27.96	6.01	34.44	63.58	63.11	74.00	10.89	Peak
4	2428.530	28.00	6.06	34.44	98.04	97.66	74.00	-23.66	Peak

Remarks:

1. Emission Level= Antenna Factor + Cable Loss -Amp Factor + Reading.
2. The emission levels that are 20dB below the official limit are not reported.

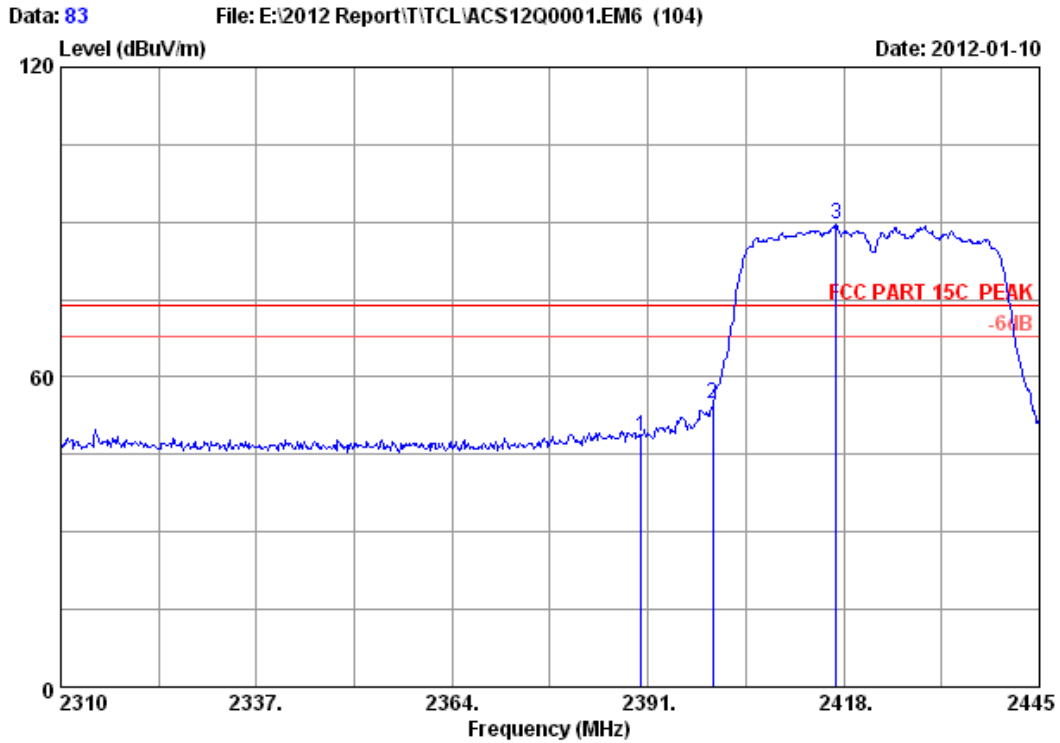


Site no. : 3m Chamber Data no. : 82
 Dis. / Ant. : 3m 2011 3115 4580 Ant. pol. : HORIZONTAL
 Limit : FCC PART 15C AV
 Env. / Ins. : 24.2°C/56% Engineer : Leo-Li
 EUT : Blu-ray Disc Player
 Power supply : AC 120V/60Hz
 Test mode : IEEE802.11nHT40 CH1 2422MHz Tx
 M/N : VBR140

	Freq. (MHz)	Ant. Factor (dB/m)	Cable loss (dB)	Amp. Factor (dB)	Reading (dBuV)	Emission Level (dBuV/m)	Limits (dBuV/m)	Margin (dB)	Remark
1	2390.000	27.96	6.01	34.44	43.59	43.12	54.00	10.88	Average
2	2400.000	27.96	6.01	34.44	53.97	53.50	54.00	0.50	Average
3	2412.600	27.98	6.03	34.44	87.65	87.22	54.00	-33.22	Average

Remarks:

1. Emission Level= Antenna Factor + Cable Loss -Amp Factor + Reading.
2. The emission levels that are 20dB below the official limit are not reported.

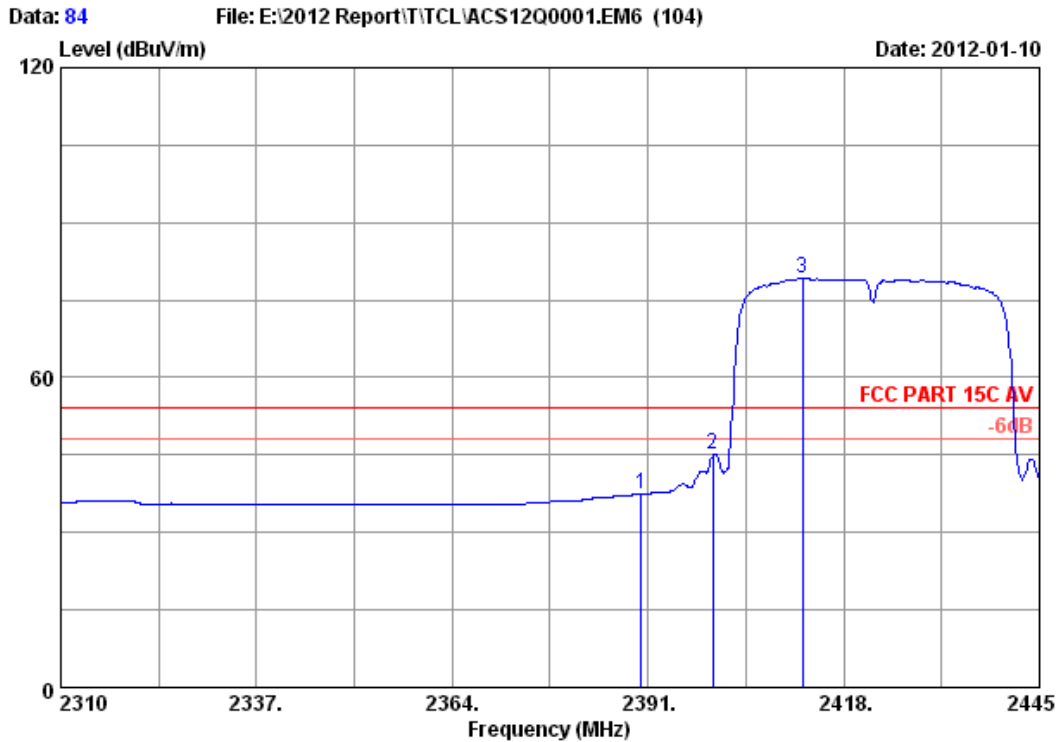


Site no. : 3m Chamber Data no. : 83
 Dis. / Ant. : 3m 2011 3115 4580 Ant. pol. : VERTICAL
 Limit : FCC PART 15C PEAK
 Env. / Ins. : 24.2°C/56% Engineer : Leo-Li
 EUT : Blu-ray Disc Player
 Power supply : AC 120V/60Hz
 Test mode : IEEE802.11nHT40 CH1 2422MHz Tx
 M/N : VBR140

	Freq. (MHz)	Ant. Factor (dB/m)	Cable loss (dB)	Amp. Factor (dB)	Reading (dBuV)	Emission Level (dBuV/m)	Limits (dBuV/m)	Margin (dB)	Remark
1	2390.000	27.96	6.01	34.44	48.98	48.51	74.00	25.49	Peak
2	2400.000	27.96	6.01	34.44	55.43	54.96	74.00	19.04	Peak
3	2416.920	27.98	6.03	34.44	89.87	89.44	74.00	-15.44	Peak

Remarks:

1. Emission Level= Antenna Factor + Cable Loss -Amp Factor + Reading.
2. The emission levels that are 20dB below the official limit are not reported.

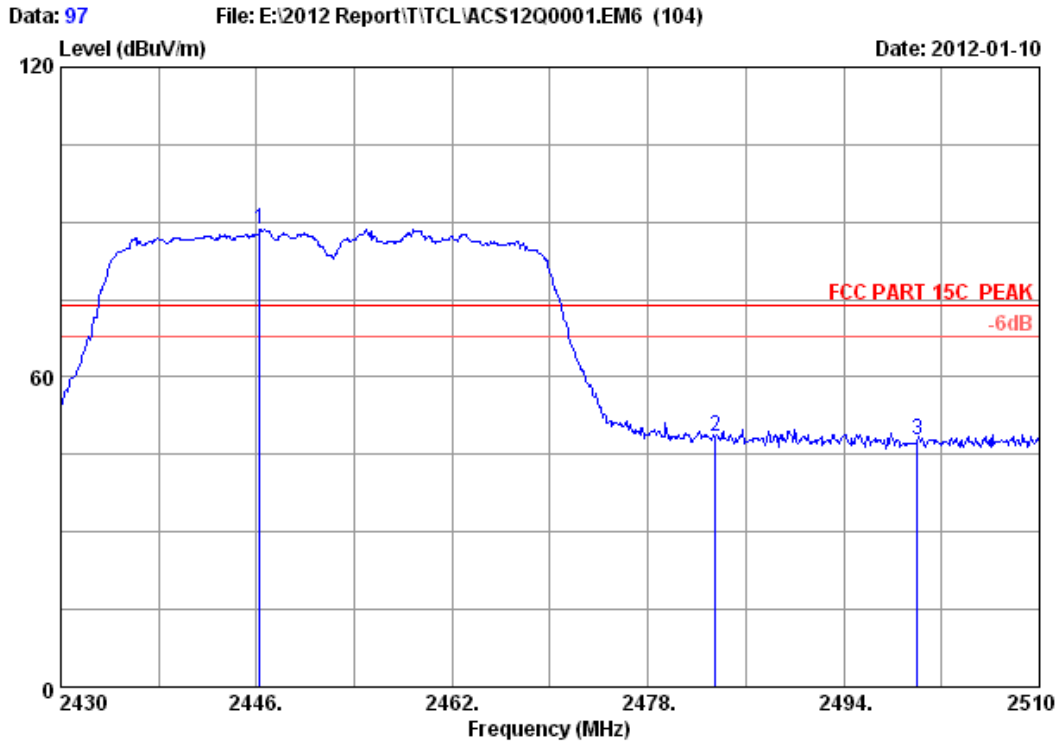


Site no. : 3m Chamber Data no. : 84
 Dis. / Ant. : 3m 2011 3115 4580 Ant. pol. : VERTICAL
 Limit : FCC PART 15C AV
 Env. / Ins. : 24.2°C/56% Engineer : Leo-Li
 EUT : Blu-ray Disc Player
 Power supply : AC 120V/60Hz
 Test mode : IEEE802.11nHT40 CH1 2422MHz Tx
 M/N : VBR140

	Freq. (MHz)	Ant. Factor (dB/m)	Cable loss (dB)	Amp. Factor (dB)	Reading (dBuV)	Emission Level (dBuV/m)	Limits (dBuV/m)	Margin (dB)	Remark
1	2390.000	27.96	6.01	34.44	37.93	37.46	54.00	16.54	Average
2	2400.000	27.96	6.01	34.44	45.63	45.16	54.00	8.84	Average
3	2412.330	27.98	6.03	34.44	79.61	79.18	54.00	-25.18	Average

Remarks:

1. Emission Level= Antenna Factor + Cable Loss -Amp Factor + Reading.
2. The emission levels that are 20dB below the official limit are not reported.

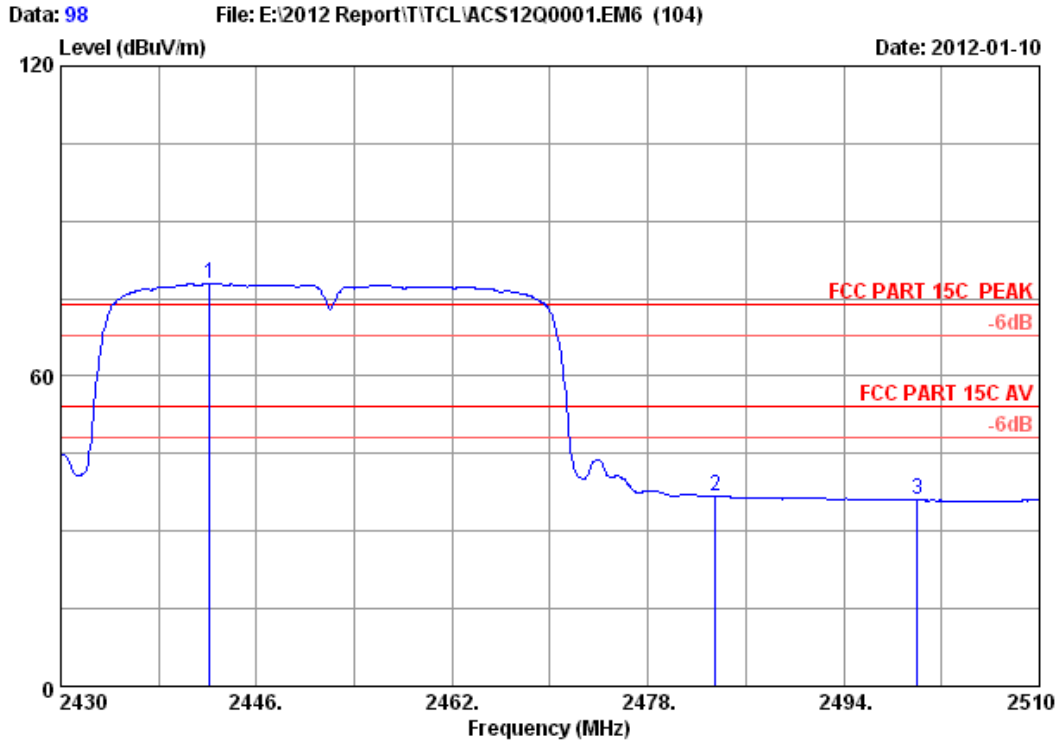


Site no. : 3m Chamber Data no. : 97
 Dis. / Ant. : 3m 2011 3115 4580 Ant. pol. : VERTICAL
 Limit : FCC PART 15C PEAK
 Env. / Ins. : 24.2°C/56% Engineer : Leo-Li
 EUT : Blu-ray Disc Player
 Power supply : AC 120V/60Hz
 Test mode : IEEE802.11nHT40 CH7 2452MHz Tx
 M/N : VBR140

	Freq. (MHz)	Ant. Factor (dB/m)	Cable loss (dB)	Amp. Factor (dB)	Reading (dBuV)	Emission Level (dBuV/m)	Limits (dBuV/m)	Margin (dB)	Remark
1	2446.240	28.03	6.09	34.44	88.90	88.58	74.00	-14.58	Peak
2	2483.500	28.08	6.15	34.45	48.63	48.41	74.00	25.59	Peak
3	2500.000	28.10	6.18	34.45	47.98	47.81	74.00	26.19	Peak

Remarks:

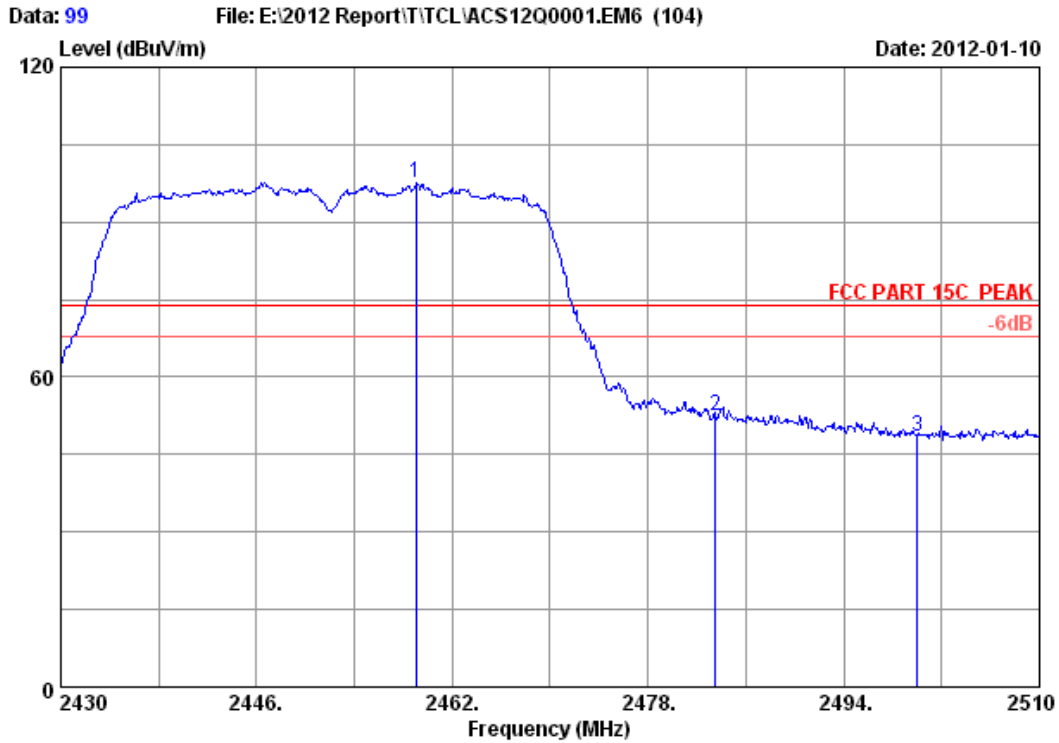
1. Emission Level= Antenna Factor + Cable Loss -Amp Factor + Reading.
2. The emission levels that are 20dB below the official limit are not reported.



Site no. : 3m Chamber Data no. : 98
 Dis. / Ant. : 3m 2011 3115 4580 Ant. pol. : VERTICAL
 Limit : FCC PART 15C PEAK
 Env. / Ins. : 24.2°C/56% Engineer : Leo-Li
 EUT : Blu-ray Disc Player
 Power supply : AC 120V/60Hz
 Test mode : IEEE802.11nHT40 CH7 2452MHz Tx
 M/N : VBR140

	Freq. (MHz)	Ant. Factor (dB/m)	Cable loss (dB)	Amp. Factor (dB)	Reading (dBuV)	Emission Level (dBuV/m)	Limits (dBuV/m)	Margin (dB)	Remark
1	2442.160	28.03	6.09	34.44	78.17	77.85	54.00	-23.85	Average
2	2483.500	28.08	6.15	34.45	36.90	36.68	54.00	17.32	Average
3	2500.000	28.10	6.18	34.45	36.13	35.96	54.00	18.04	Average

Remarks:
 1. Emission Level= Antenna Factor + Cable Loss -Amp Factor + Reading.
 2. The emission levels that are 20dB below the official limit are not reported.

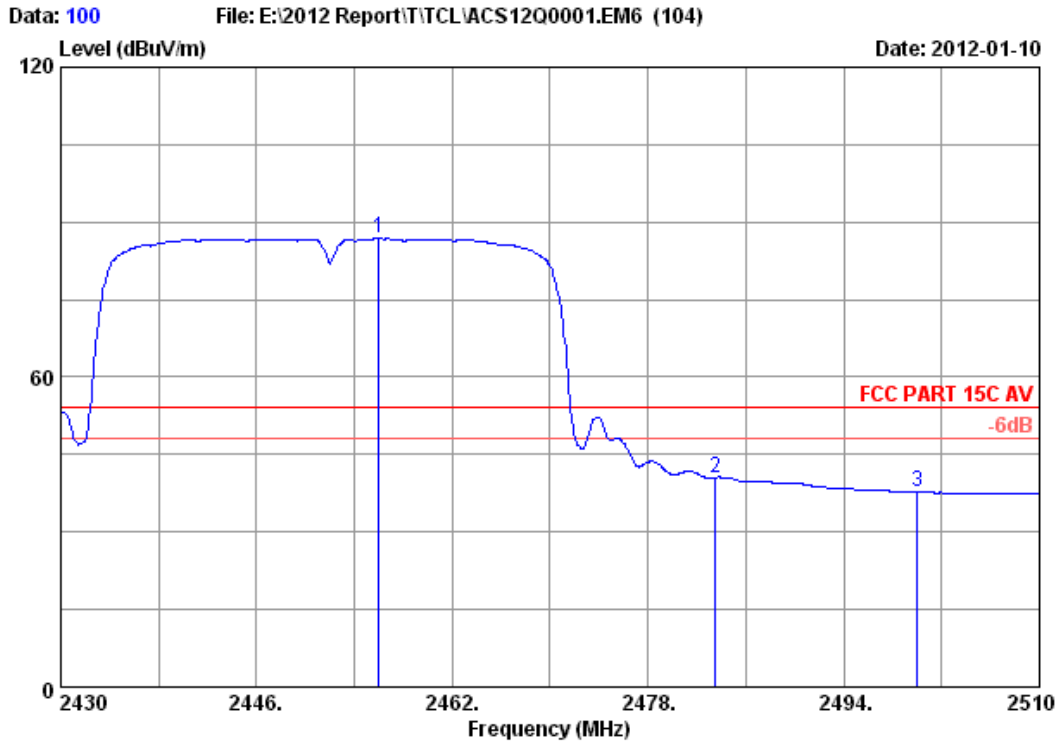


Site no. : 3m Chamber Data no. : 99
 Dis. / Ant. : 3m 2011 3115 4580 Ant. pol. : HORIZONTAL
 Limit : FCC PART 15C PEAK
 Env. / Ins. : 24.2°C/56% Engineer : Leo-Li
 EUT : Blu-ray Disc Player
 Power supply : AC 120V/60Hz
 Test mode : IEEE802.11nHT40 CH7 2452MHz Tx
 M/N : VBR140

	Freq. (MHz)	Ant. Factor (dB/m)	Cable loss (dB)	Amp. Factor (dB)	Reading (dBuV)	Emission Level (dBuV/m)	Limits (dBuV/m)	Margin (dB)	Remark
1	2459.040	28.05	6.12	34.44	97.97	97.70	74.00	-23.70	Peak
2	2483.500	28.08	6.15	34.45	52.73	52.51	74.00	21.49	Peak
3	2500.000	28.10	6.18	34.45	48.61	48.44	74.00	25.56	Peak

Remarks:

1. Emission Level= Antenna Factor + Cable Loss -Amp Factor + Reading.
2. The emission levels that are 20dB below the official limit are not reported.



Site no. : 3m Chamber Data no. : 100
 Dis. / Ant. : 3m 2011 3115 4580 Ant. pol. : HORIZONTAL
 Limit : FCC PART 15C AV
 Env. / Ins. : 24.2°C/56% Engineer : Leo-Li
 EUT : Blu-ray Disc Player
 Power supply : AC 120V/60Hz
 Test mode : IEEE802.11nHT40 CH7 2452MHz Tx
 M/N : VBR140

	Freq. (MHz)	Ant. Factor (dB/m)	Cable loss (dB)	Amp. Factor (dB)	Reading (dBuV)	Emission Level (dBuV/m)	Limits (dBuV/m)	Margin (dB)	Remark
1	2456.000	28.05	6.09	34.44	87.07	86.77	54.00	-32.77	Average
2	2483.500	28.08	6.15	34.45	40.76	40.54	54.00	13.46	Average
3	2500.000	28.10	6.18	34.45	37.90	37.73	54.00	16.27	Average

Remarks:

1. Emission Level= Antenna Factor + Cable Loss -Amp Factor + Reading.
2. The emission levels that are 20dB below the official limit are not reported.

7. 6dB Bandwidth Test

7.1. Test Equipment

Item	Equipment	Manufacturer	Model No.	Serial No.	Last Cal.	Cal. Interval
1.	Spectrum Analyzer	Agilent	E4446A	US44300459	May.08, 11	1 Year
2.	Attenuator	Agilent	8491B	MY39262165	May.08, 11	1 Year
3.	RF Cable	Hubersuhner	SUCOFLEX102	28618/2	May.08, 11	1Year

7.2. Limit

For direct sequence systems, the minimum 6dB bandwidth shall be at least 500kHz.

7.3. Test Procedure

The transmitter output was connected to a spectrum analyzer, The bandwidth of the fundamental frequency was measured by spectrum analyzer with 100kHz RBW and 300 kHz VBW. The 6dB bandwidth is defined as the total spectrum the power of which is higher than peak power minus 6dB.

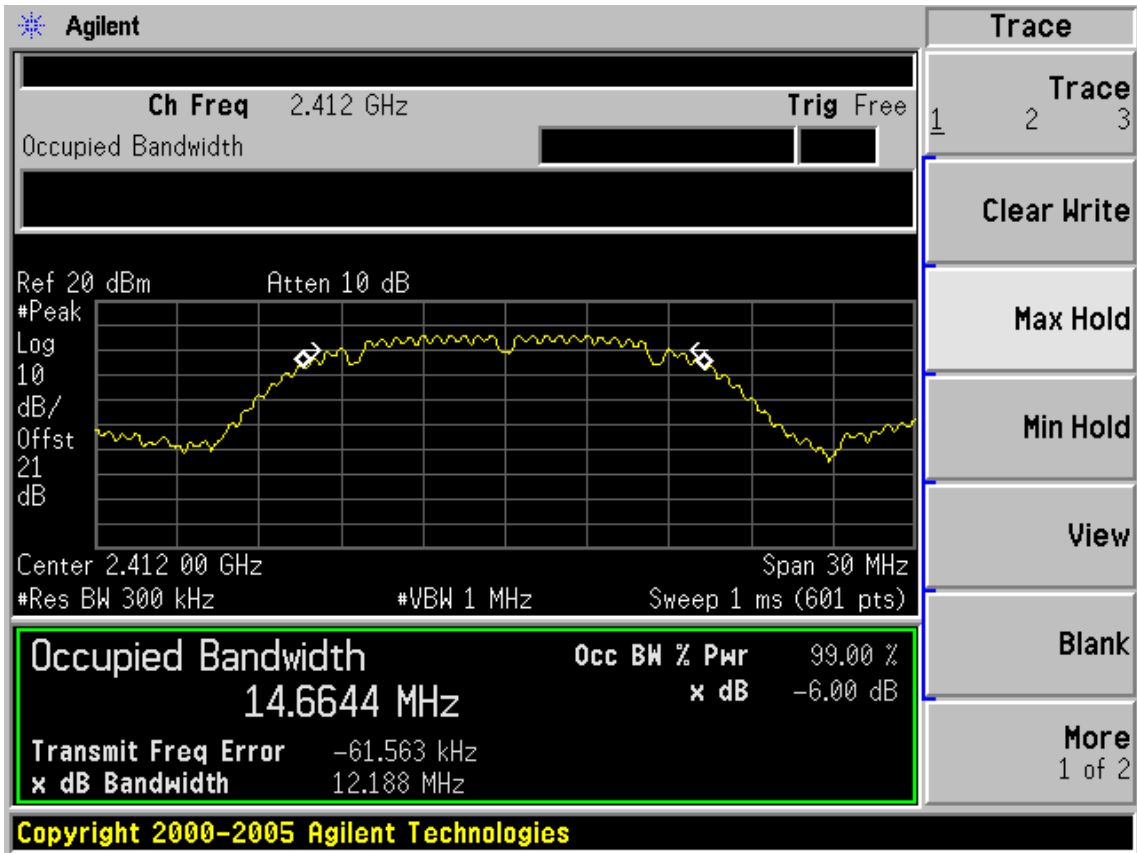
7.4. Test Results

6dB Bandwidth

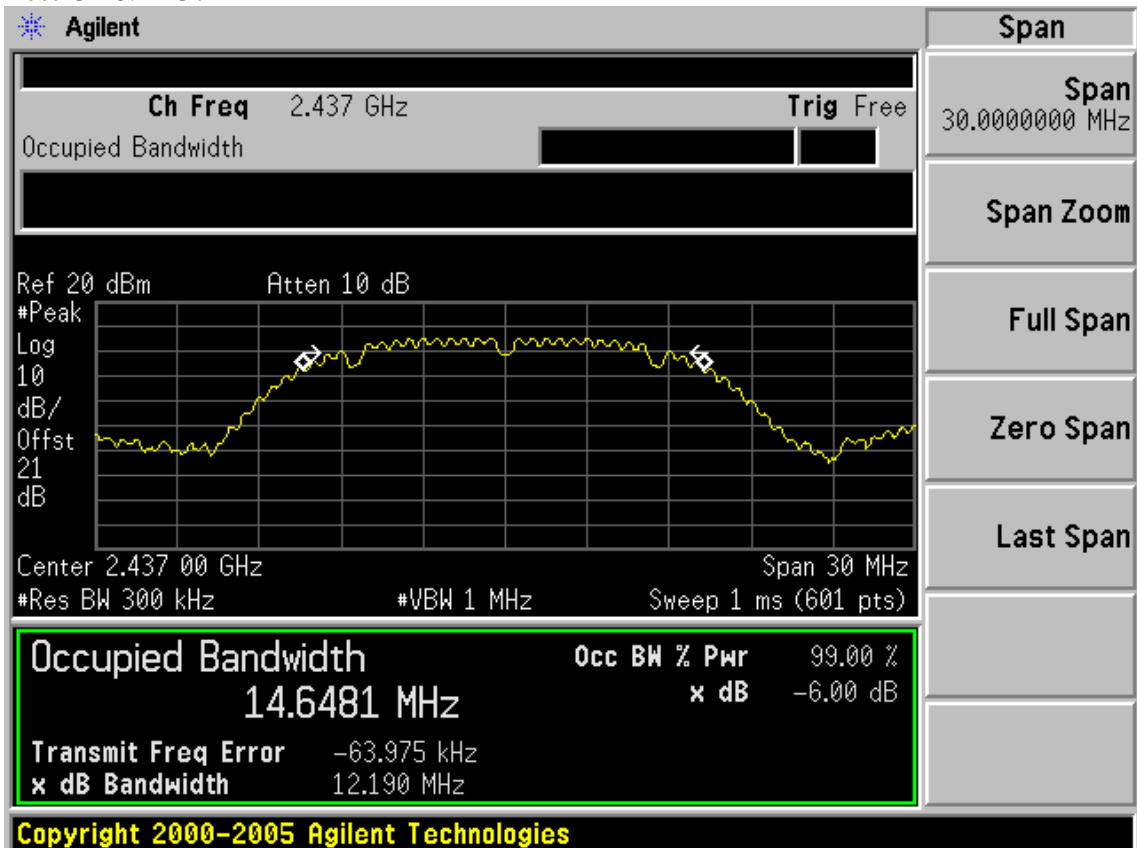
EUT: Blu-ray Disc Player		
M/N: VBR140		
Test date: 2012-01-10	Pressure: 101 kpa	Humidity: 45.3%
Tested by: Leo-Li	Test site: RF Site	Temperature : 23.8 °C

Cable loss: 1 dB		Attenuator loss: 20 dB	
Test Mode	CH	6dB bandwidth (MHz)	Limit (KHz)
11b	CH1	12.188	>500
	CH6	12.190	>500
	CH11	12.196	>500
11g	CH1	16.294	>500
	CH6	16.359	>500
	CH11	16.361	>500
11n HT20	CH1	17.519	>500
	CH6	17.449	>500
	CH11	17.477	>500
11n HT40	CH1	35.413	>500
	CH4	35.482	>500
	CH7	35.414	>500
Conclusion : PASS			

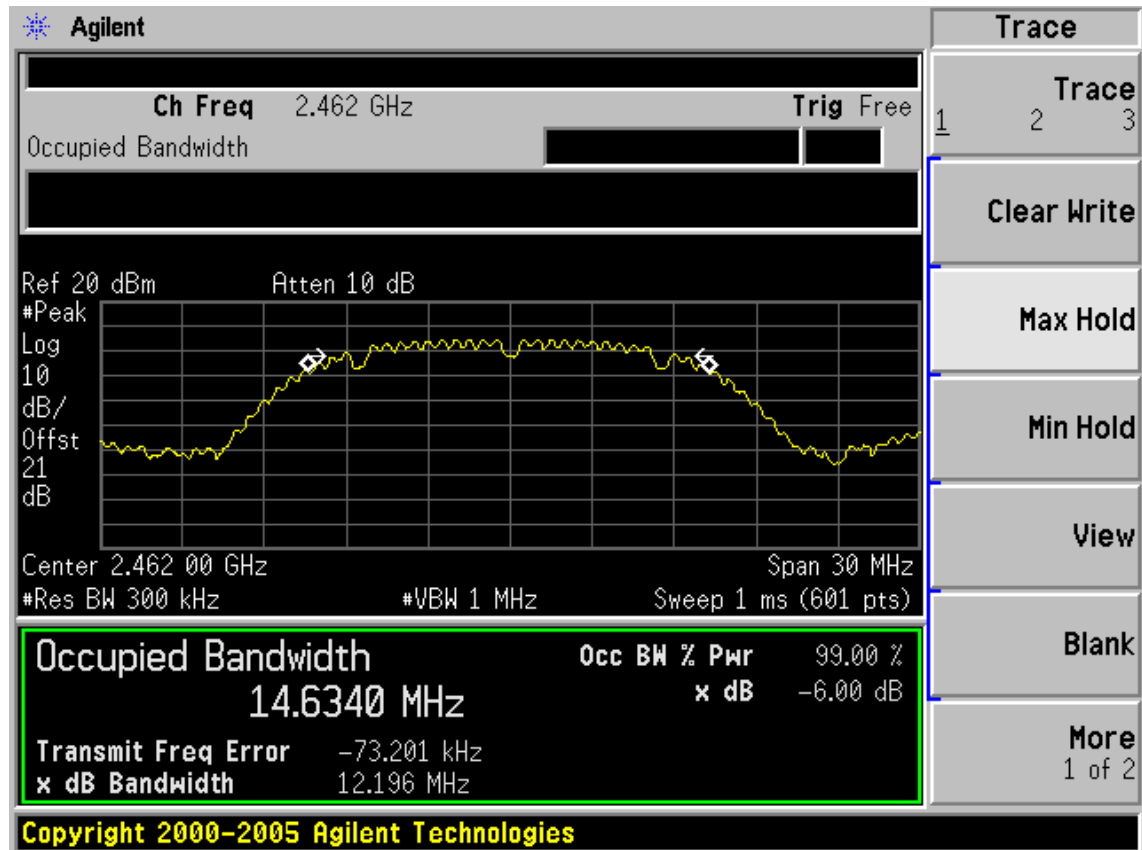
6dB Bandwidth
 Test Mode: IEEE 802.11b TX
 Test CH1: 2412MHz



Test CH6: 2437MHz

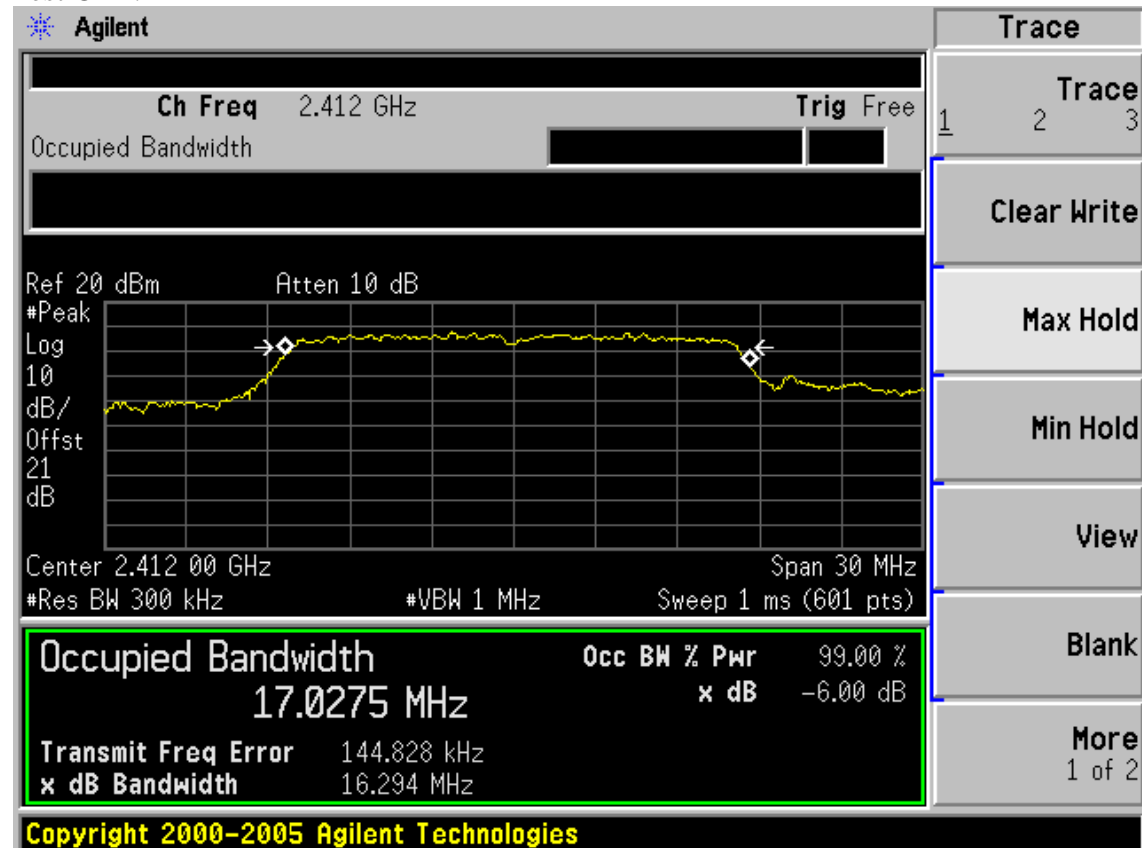


Test CH1: 2462MHz

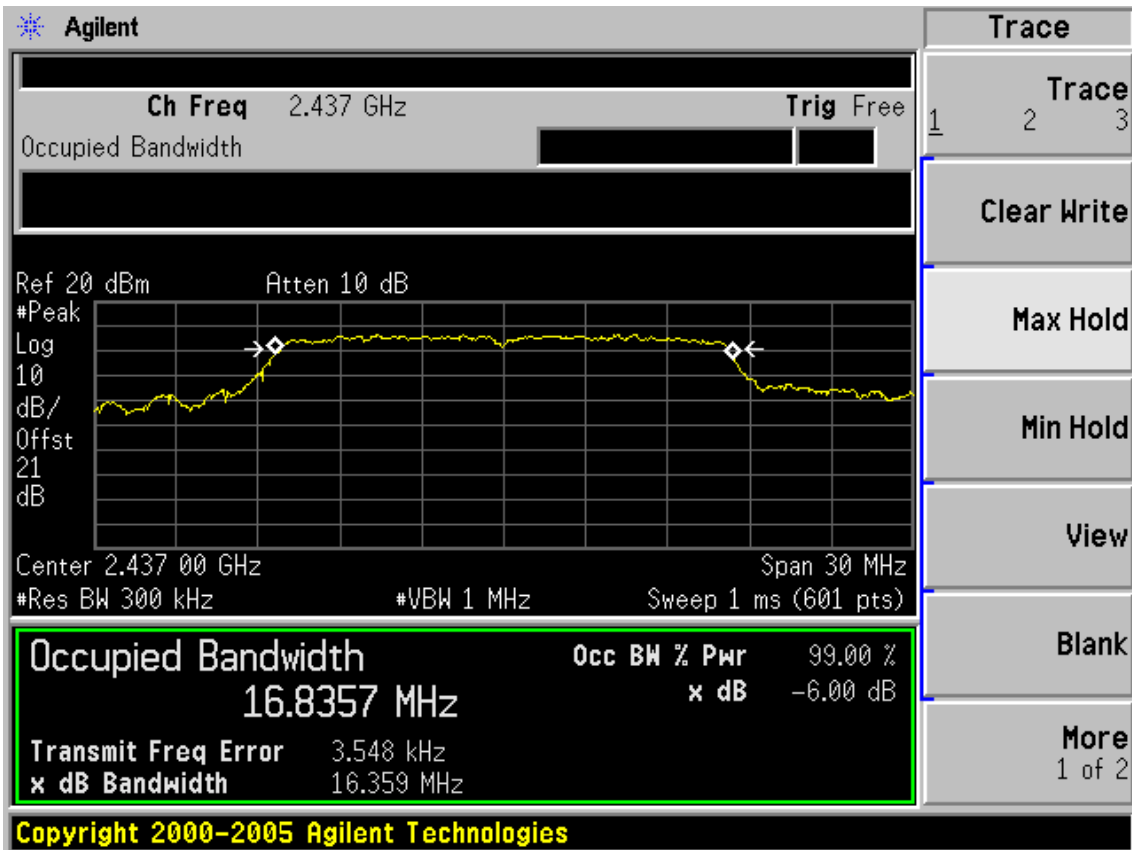


Test Mode: IEEE 802.11g TX

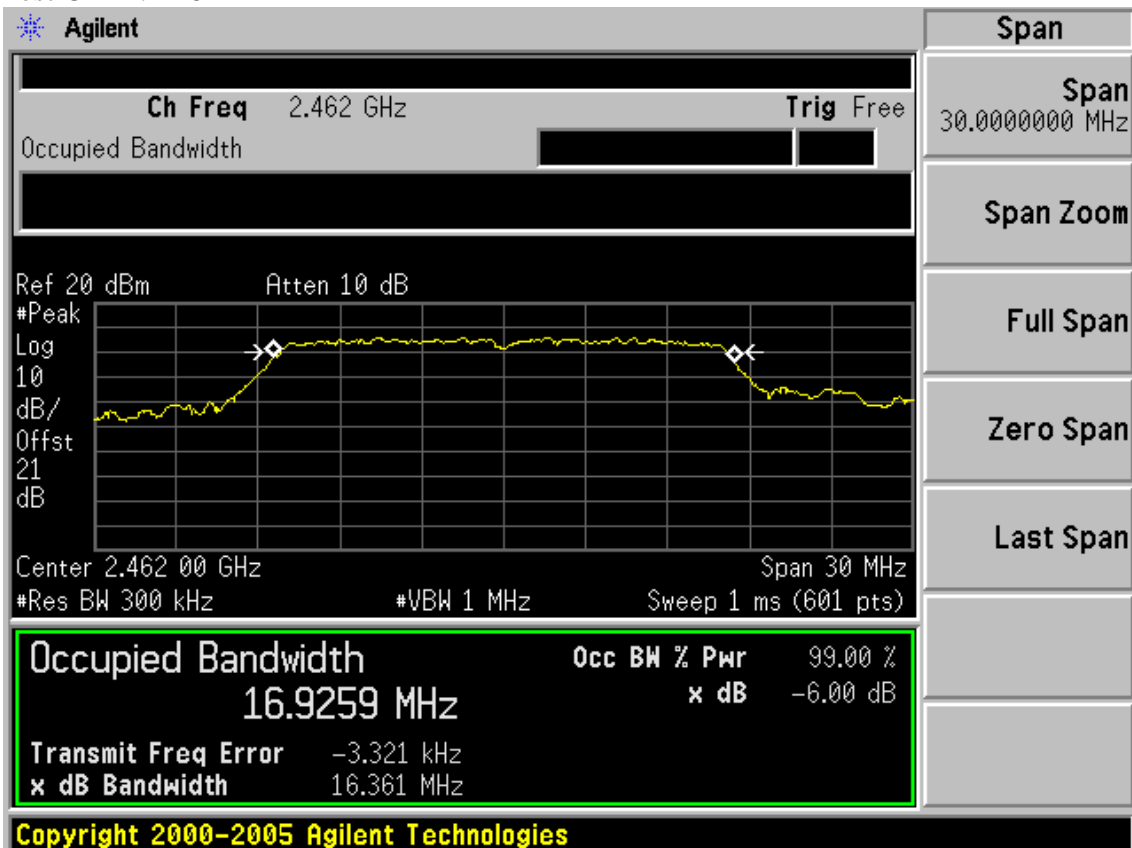
Test CH1: 2412MHz



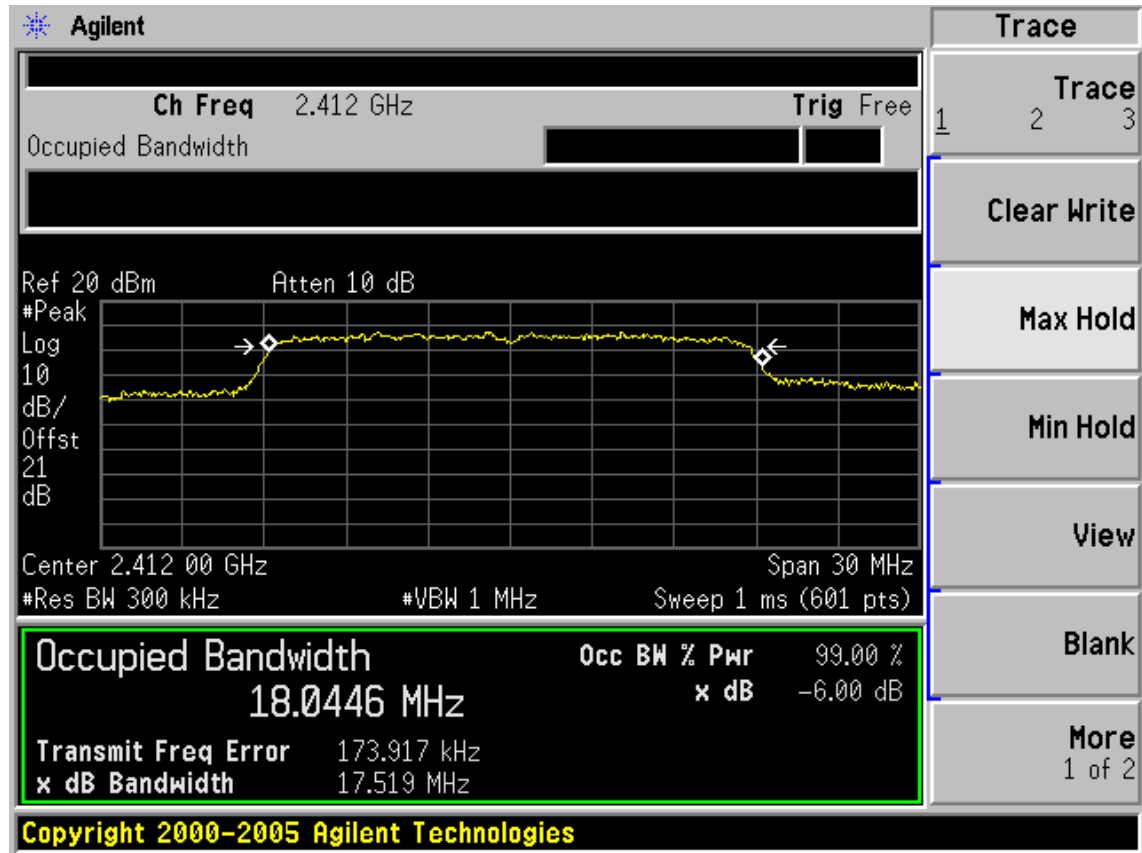
Test CH6: 2437MHz



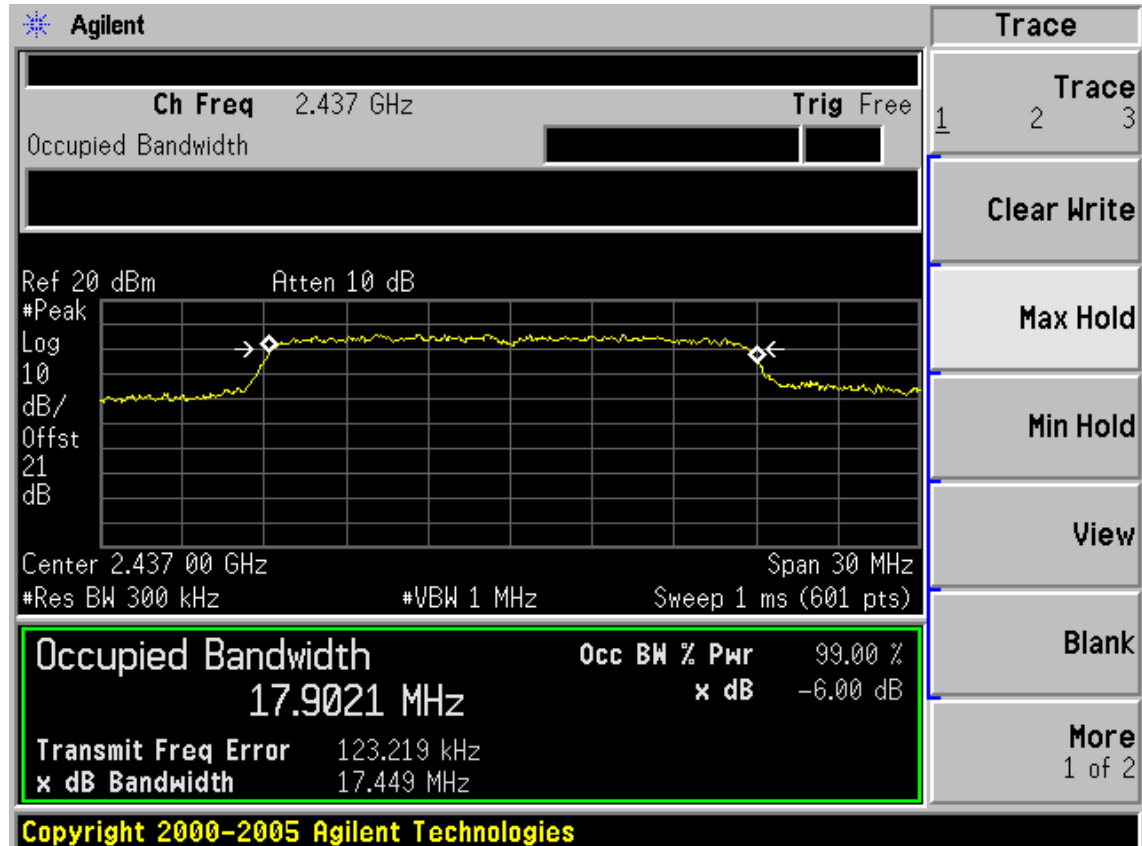
Test CH11: 2462MHz



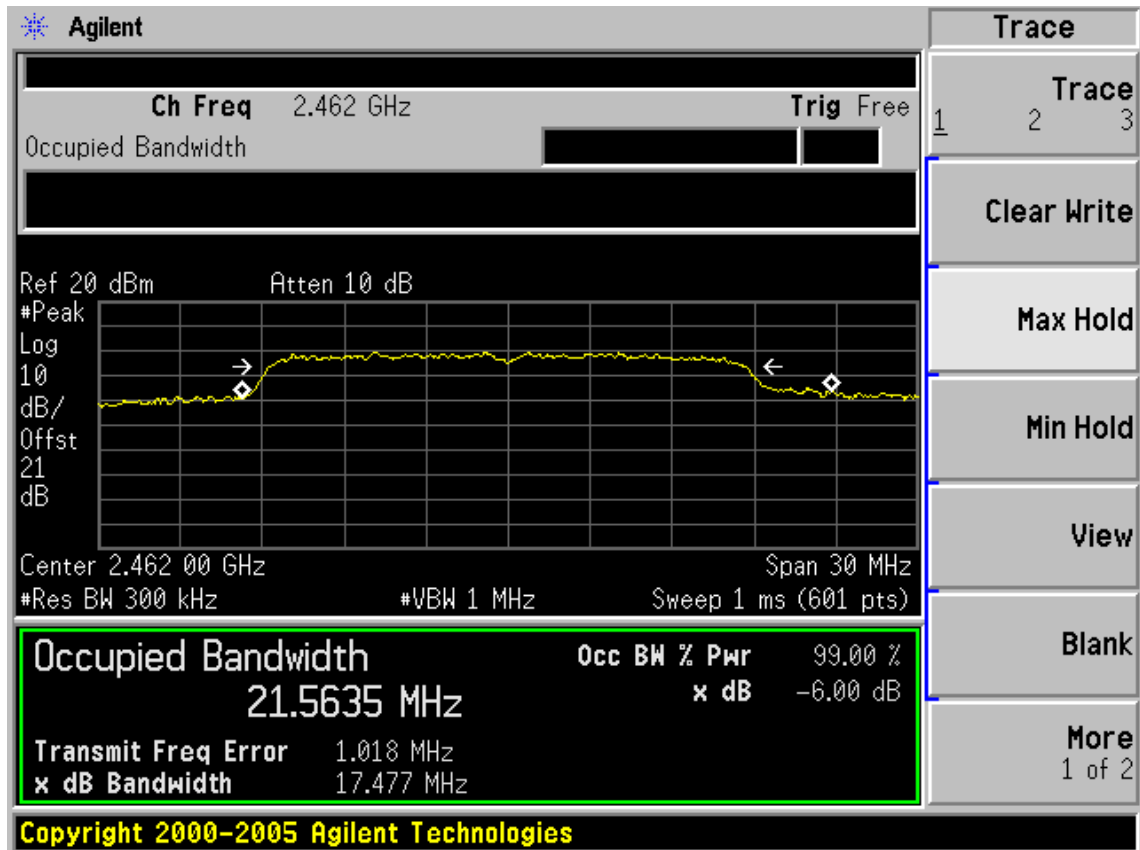
Test Mode: IEEE 802.11n HT20 TX
 Test CH1: 2412MHz



Test CH6: 2437MHz

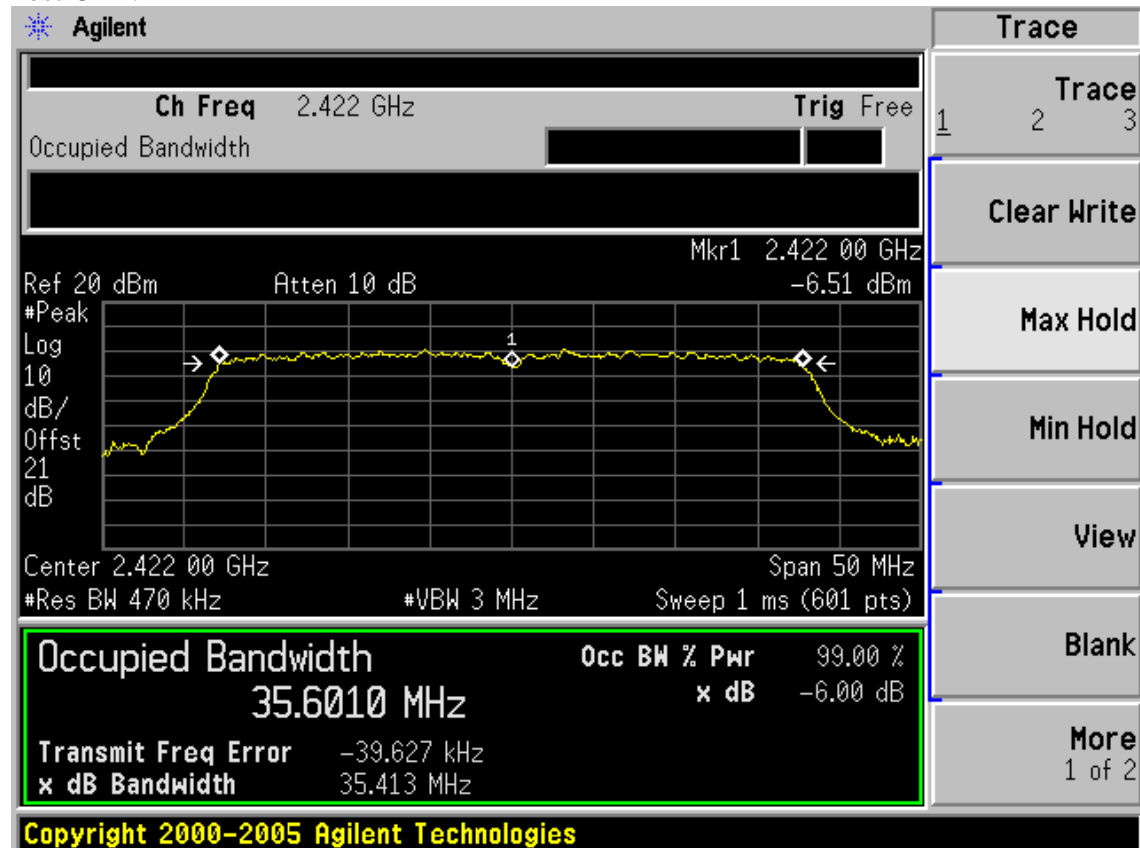


Test CH1: 2462MHz

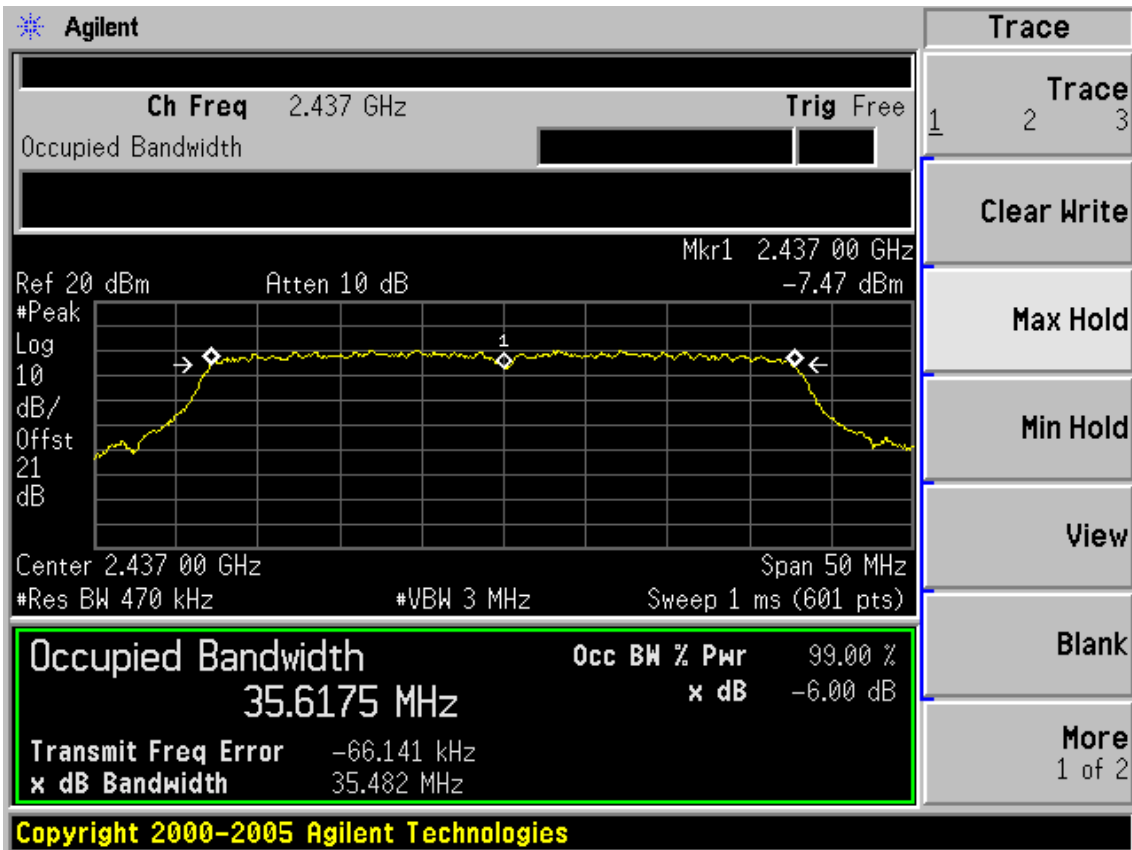


Test Mode: IEEE 802.11n HT40 TX

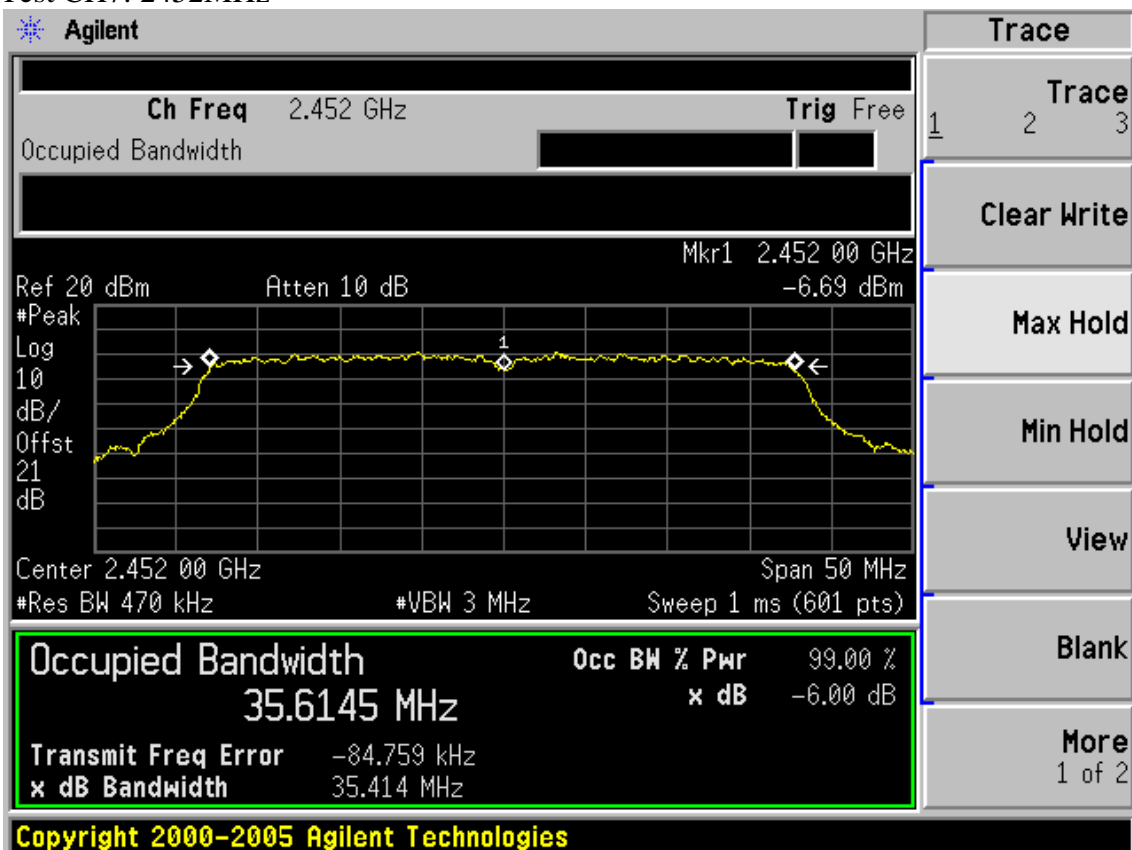
Test CH1: 2422MHz



Test CH4: 2437MHz



Test CH7: 2452MHz



8. OUTPUT POWER TEST

8.1. Test Equipment

Item	Equipment	Manufacturer	Model No.	Serial No.	Last Cal.	Cal. Interval
1	Power meter	Anritsu	ML2487A	6K00002472	May.08,11	1Year
2	Power sensor	Anritsu	MA2491A	0033005	May.08,11	1Year
3	Attenuator	Agilent	8491B	MY39262165	May.08,11	1 Year
4	Spectrum Analyzer	Agilent	E4446A	US44300459	May.08, 11	1 Year
5	RF Cable	Hubersuhner	SUCOFLEX 102	28618/2	May.08,11	1Year

8.2. Limit

For systems using digital modulation in the 2400—2483.5MHz, The Peak out put Power shall not exceed 1W(30dBm)

8.3. Test Procedure

- 1, Connected the EUT's antenna port to measure device by 26dB attenuator.
- 2, For IEEE 802.11b/g and IEEE802.11n HT20 mode, use a PK power meter which's bandwidth is above 6dB bandwidth of signal to measure out each test modes and chain's PK output power.
- 3, For IEEE802.11n HT40 mode, because the signal's bandwidth is about 40MHz and above 20MHz bandwidth of power sensor ML2491A. So Bandwidth correction method according to ANSI C63.10 clause 6.10.2.1 part (c) was used:
 - 1) Set the RBW=3MHz and VBW =8MHz
 - 2) Turn averaging off
 - 3) Set sweep to automatic
 - 4) Set the span just large enough to capture the emission
 - 5) Use a peak detector on max hold
 - 6) Record the measured power
 - 7) Calculate Output power of EUT use the formula:

Peak output power =measured power+ 10log[(26dB bandwidth of emission)/(analyzer RBW)]

Note: The cable loss and attenuator loss were offset into measure device as an amplitude offset.

8.4. Test Results

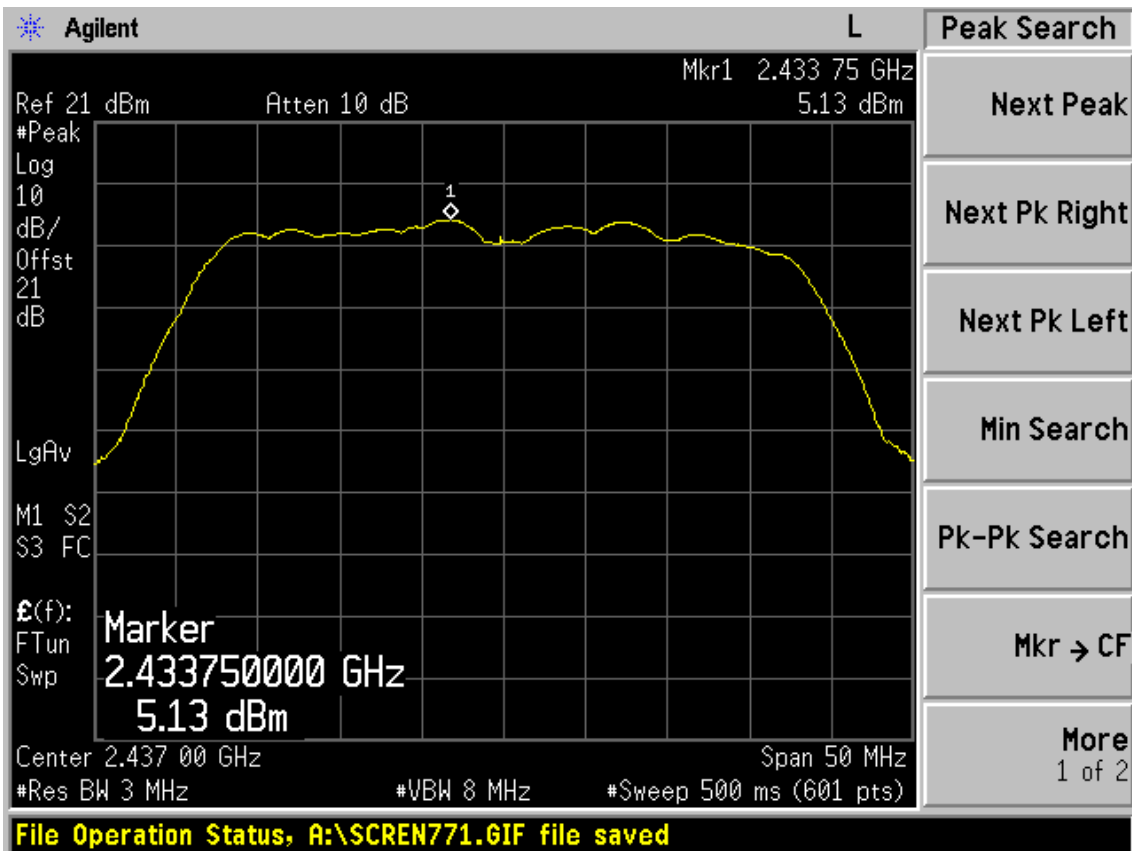
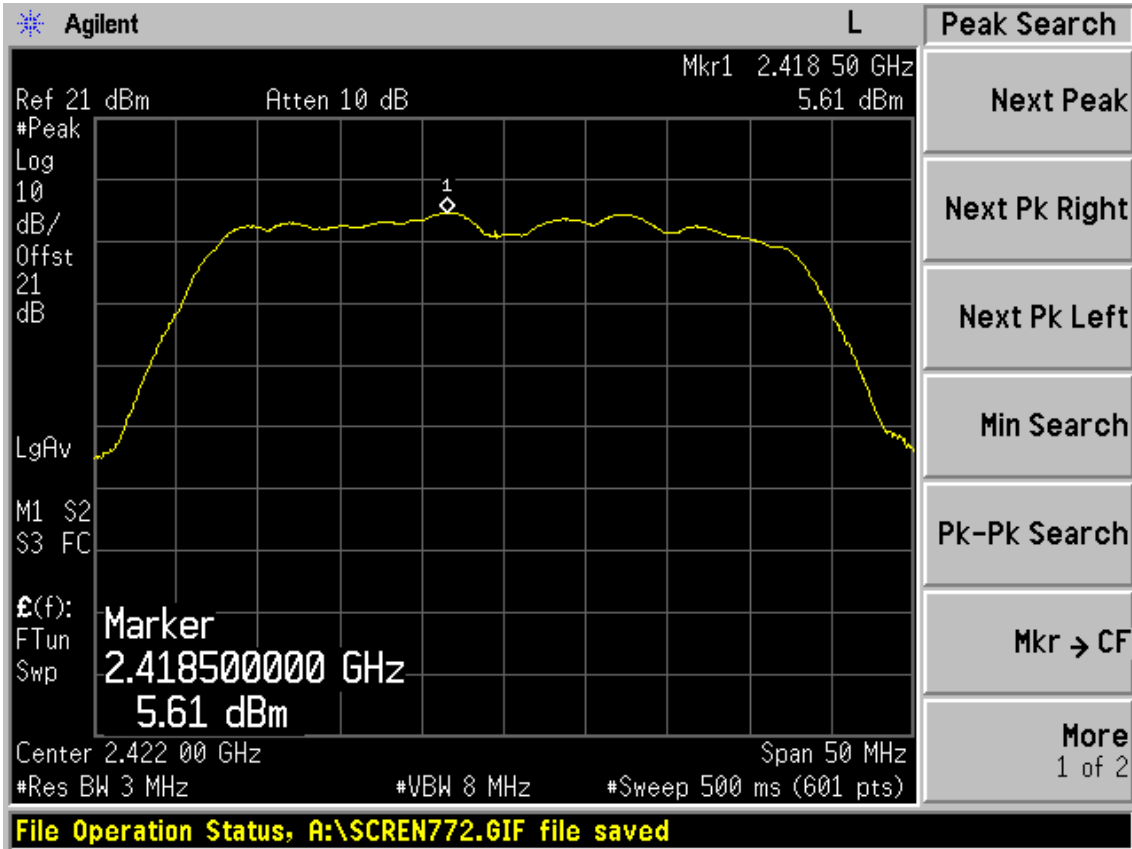
EUT: Blu-ray Disc Player			
M/N: VBR140			
Test date: 2012-01-10	Pressure: 101 kpa	Humidity: 48 %	
Tested by: Leo-Li	Test site: RF site	Temperature: 24.5 °C	
Cable loss: 1 dB		Attenuator loss: 20 dB	
Test Mode	CH (MHz)	Peak output Power (dBm)	Limit (dBm)
11b	CH1	21.65	30
	CH6	19.99	30
	CH11	18.91	30
11g	CH1	21.18	30
	CH6	20.81	30
	CH11	21.38	30
11n HT20	CH1	21.47	30
	CH6	20.81	30
	CH11	19.66	30

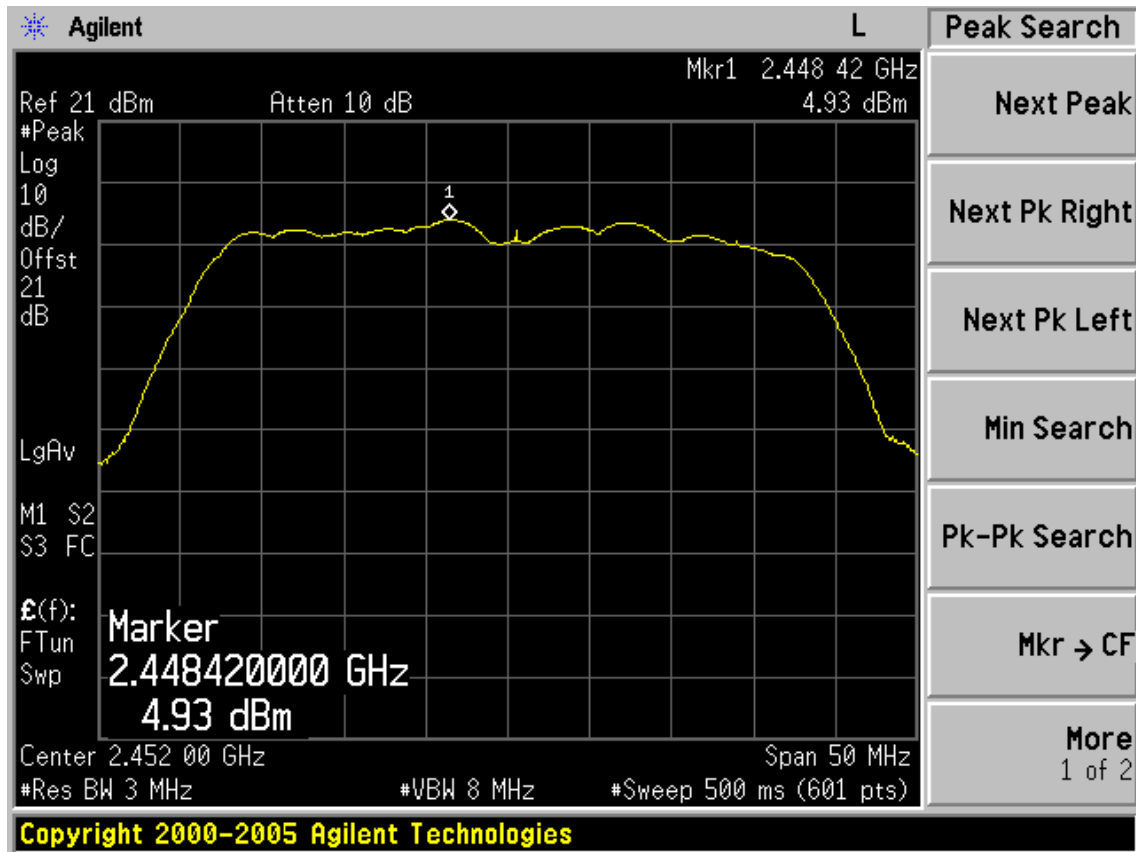
Test Mode	CH	Result		Limit (dBm)
		Measured power(dBm)/3MHz	PK Output power (dBm)	
11n HT40	CH1	5.61	16.82	30
	CH4	5.13	16.34	30
	CH7	4.93	16.14	30

26dB Bandwidth for 11n HT40: 39.600MHz

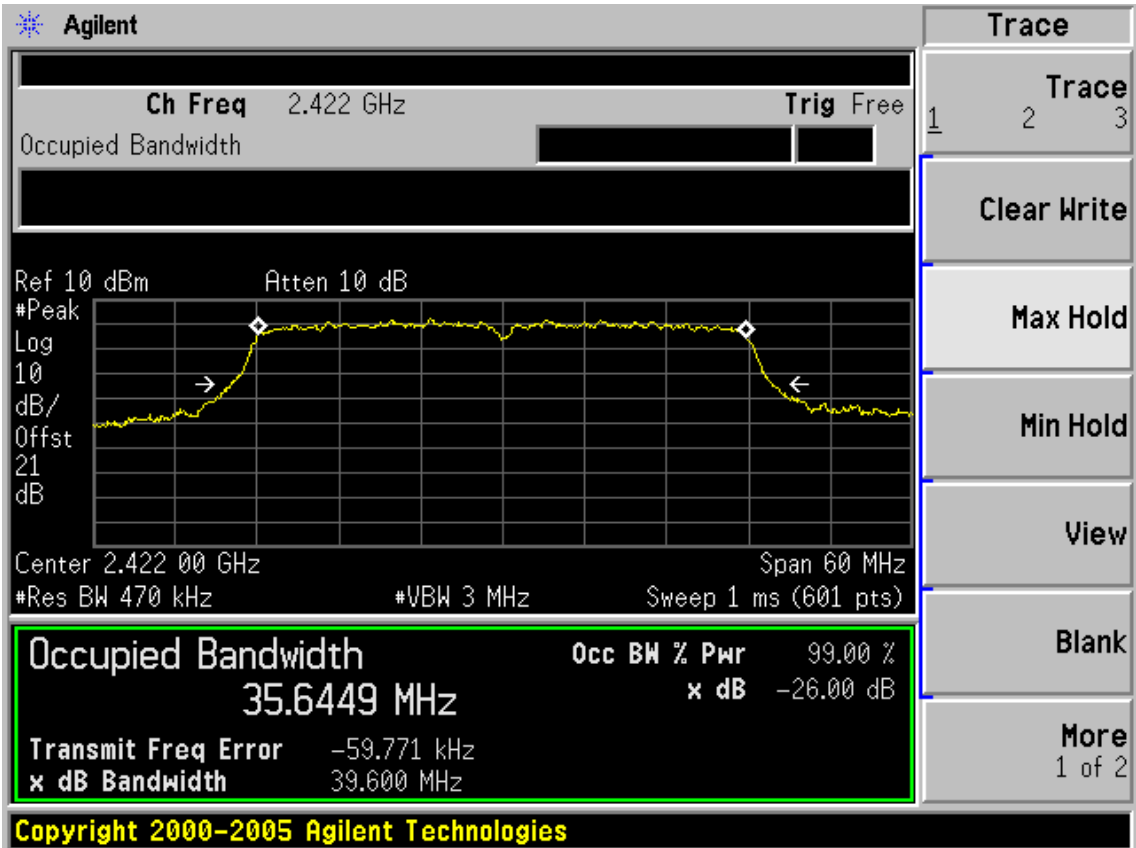
$$\text{BW correction factor} = 10\log[(39.600\text{MHz})/(3\text{MHz})] = 11.21\text{dB}$$
Conclusion: PASS

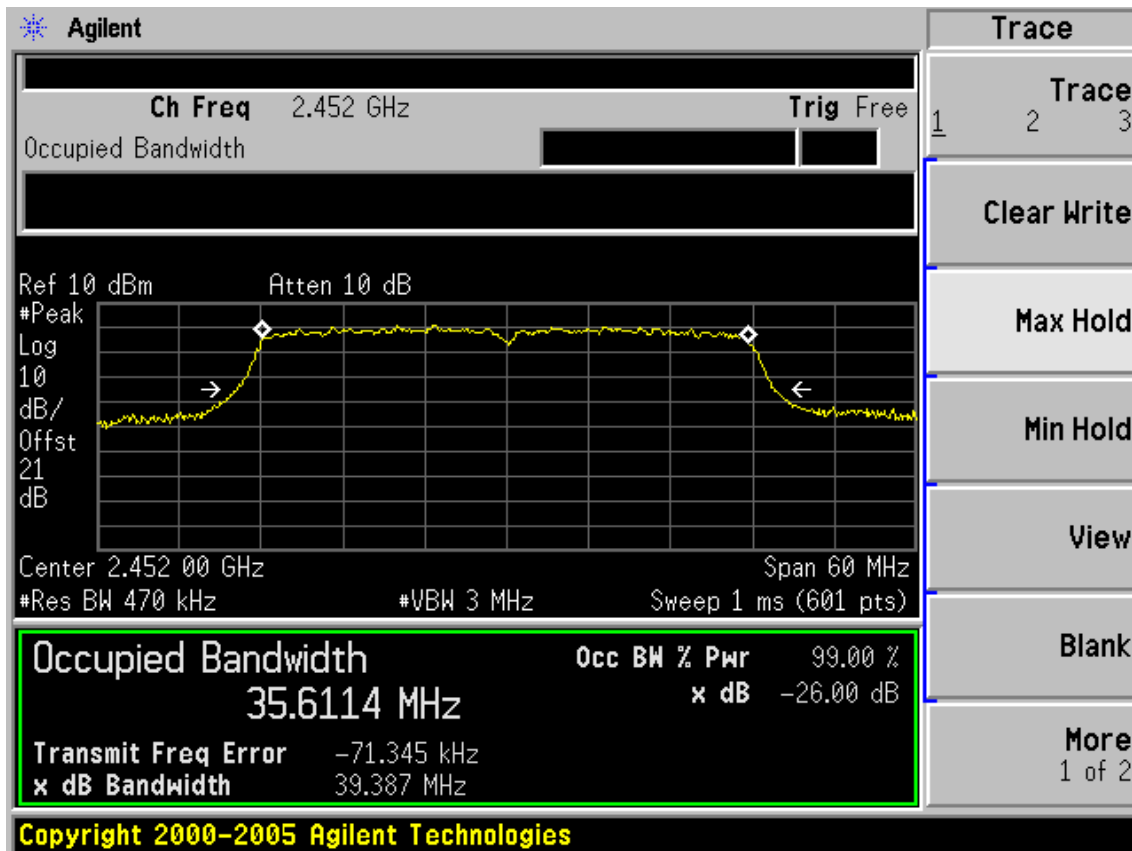
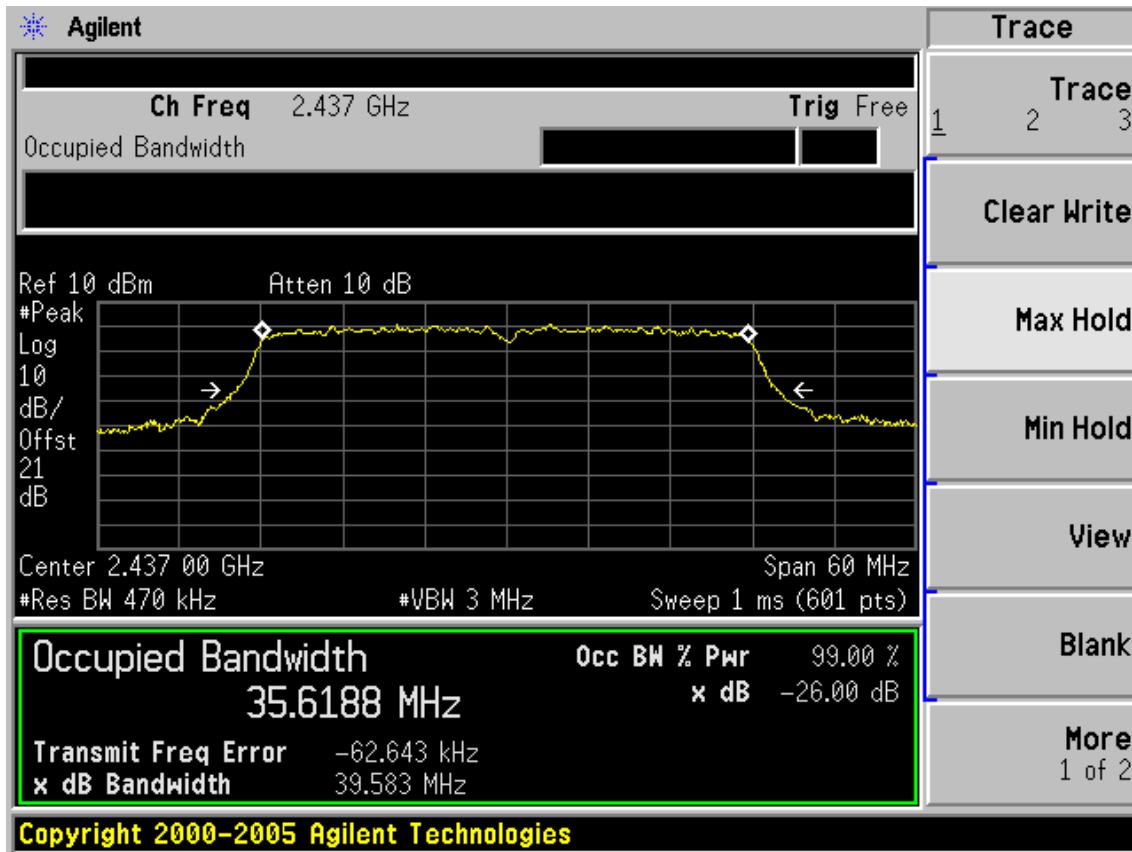
IEEE 802.11n HT40:





26dB Bandwidth:





9. POWER SPECTRAL DENSITY TEST

9.1. Test Equipment

Item	Equipment	Manufacturer	Model No.	Serial No.	Last Cal.	Cal. Interval
1.	Spectrum Analyzer	Agilent	E4446A	US44300459	May.08, 11	1 Year
2.	Attenuator	Agilent	8491B	MY39262165	May.08, 11	1 Year
3.	RF Cable	Hubersuhner	SUCOFLEX 102	28618/2	May.08, 11	1Year

9.2. Limit

For digitally modulated systems, the power spectral density conducted from the intentional radiator to the antenna shall not be greater than 8dBm in any 3kHz band during any time interval of continuous transmission.

9.3. Test Procedure

- 1, Connected the EUT's antenna port to spectrum analyzer device by 20dB attenuator.
- 2, Follow the test procedure as described in ANSI C.10: 2009 Clause 6.11.2.3 to measure out each test modes and chain's power density with 3KHz.
- 3, For IEEE802.11n mode, if it's MIMO technology, total power density by add each chain's power density.

Note: The cable loss and attenuator loss were offset into measure device as an amplitude offset.

9.4. Test Results

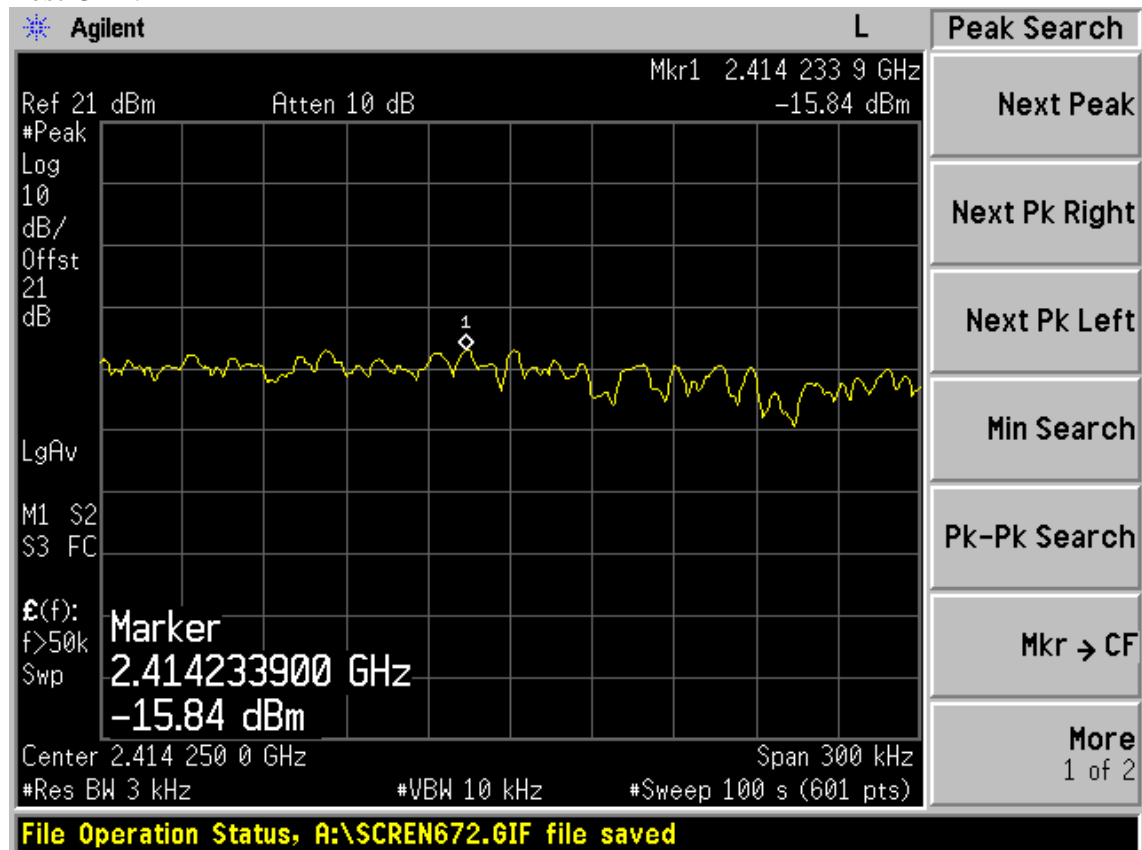
EUT: Blu-ray Disc Player		
M/N: VBR140		
Test date: 2012-01-10	Pressure: 101kpa	Humidity: 45.1 %
Tested by: Leo-Li	Test site: RF Site	Temperature : 24.5°C

Cable loss: 1 dB		Attenuator loss: 20 dB	
Test Mode	CH	Power density (dBm/3KHz)	Limit (dBm/3KHz)
11b	CH1	-15.84	8
	CH6	-15.80	8
	CH11	-16.83	8
11g	CH1	-15.72	8
	CH6	-16.74	8
	CH11	-17.47	8
11n HT20	CH1	-16.16	8
	CH6	-15.04	8
	CH11	-16.07	8
11n HT40	CH1	-19.98	8
	CH4	-19.57	8
	CH7	-20.97	8

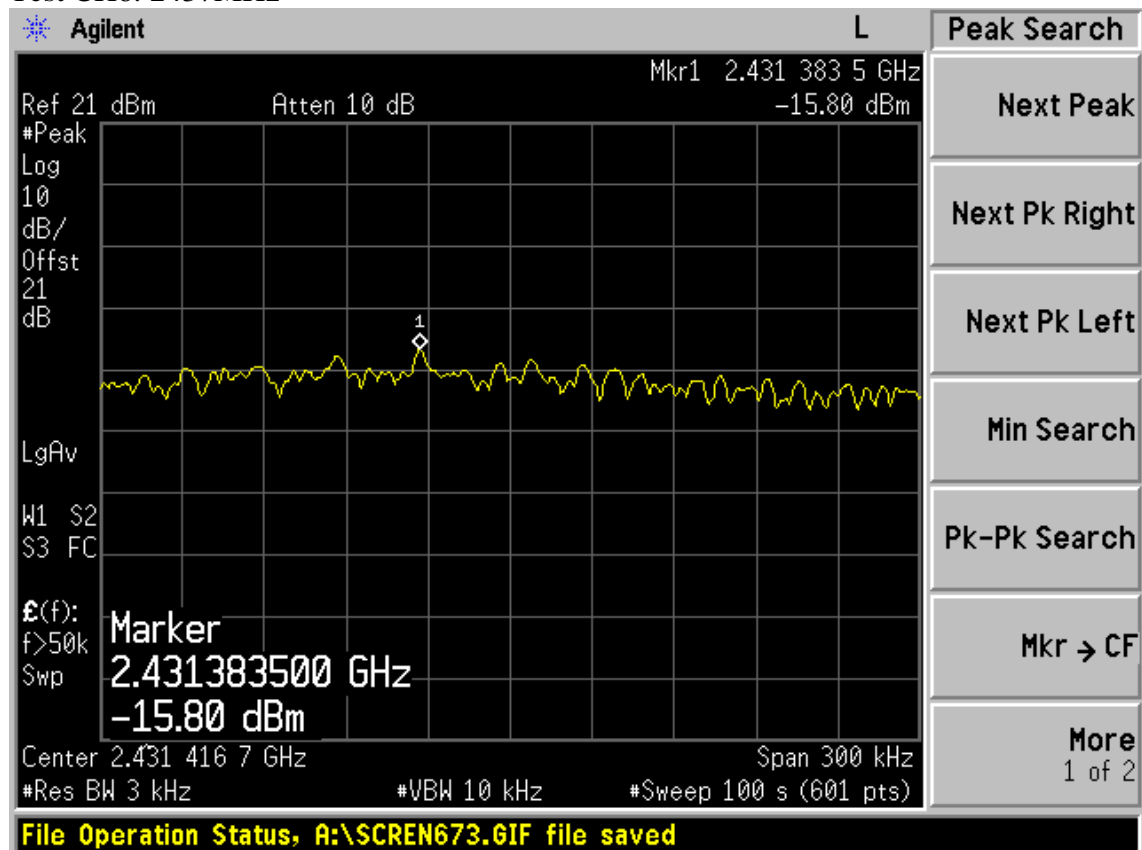
Conclusion : PASS

Test Mode: IEEE 802.11b TX

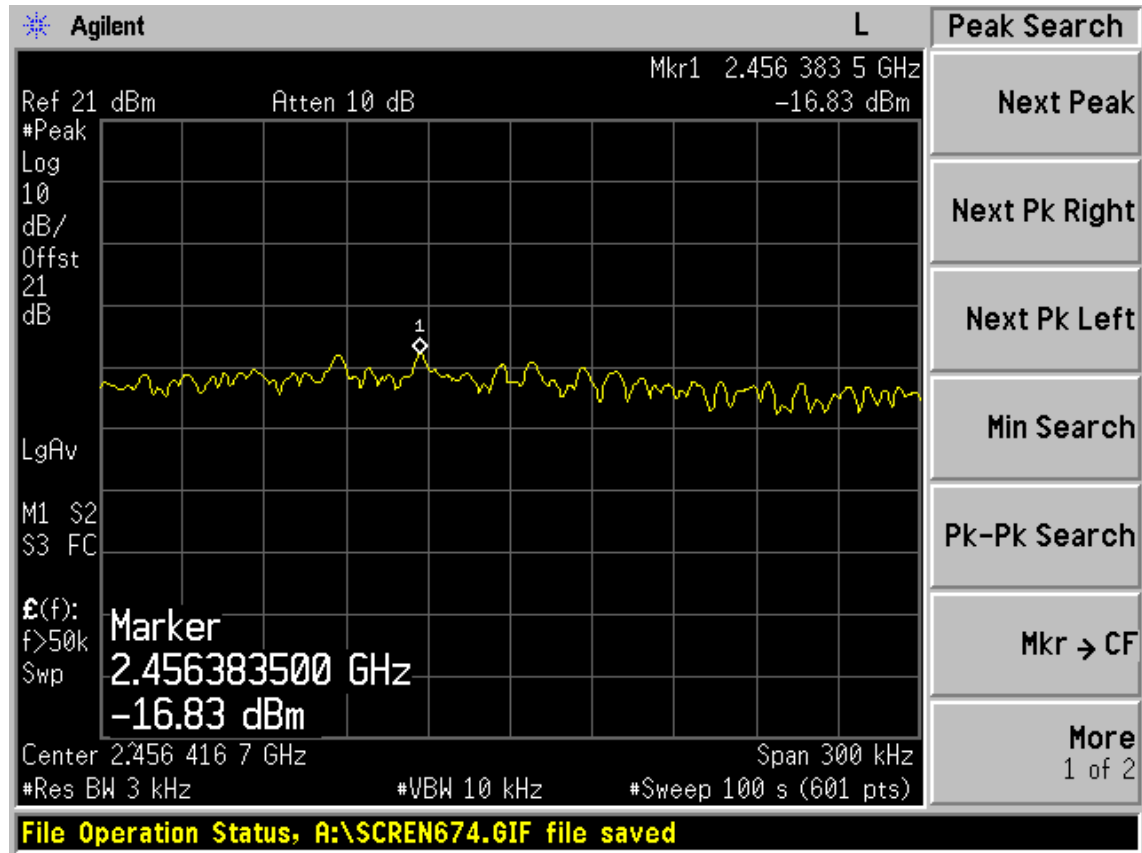
Test CH1: 2412MHz



Test CH6: 2437MHz

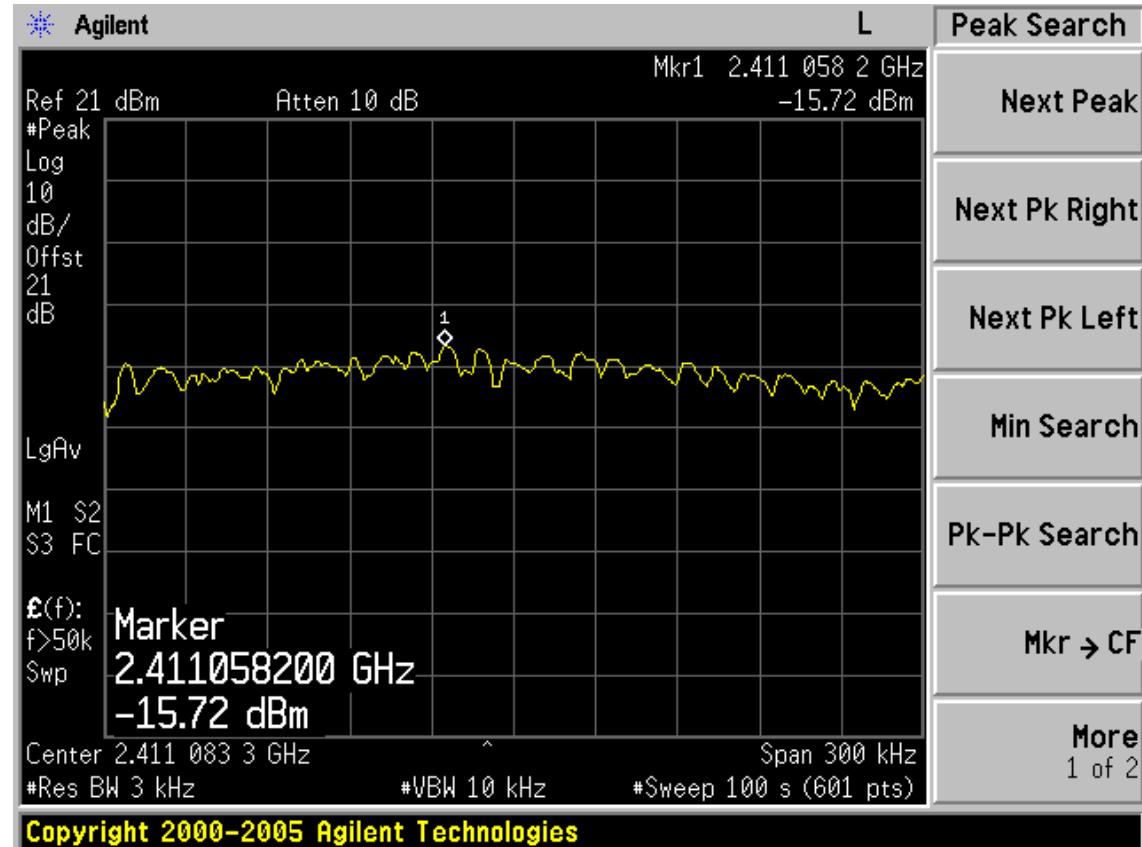


Test CH1: 2462MHz

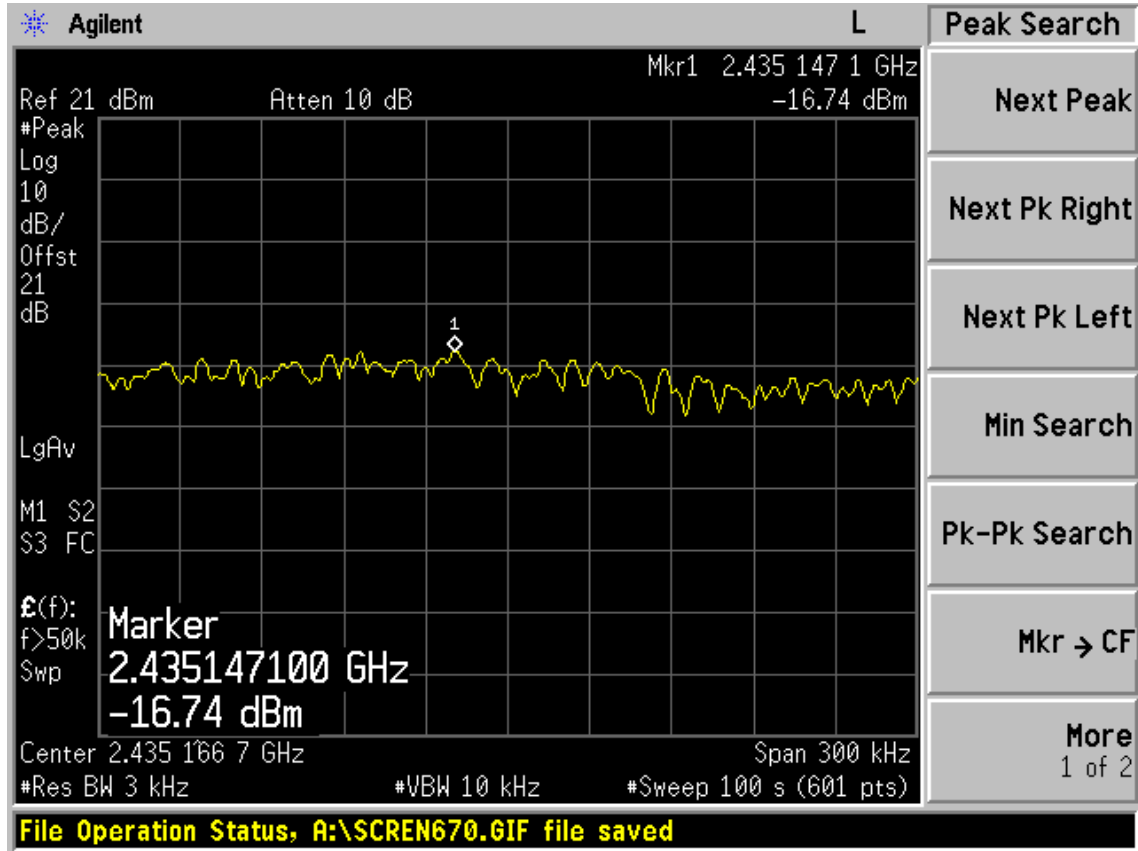


Test Mode: IEEE 802.11g TX

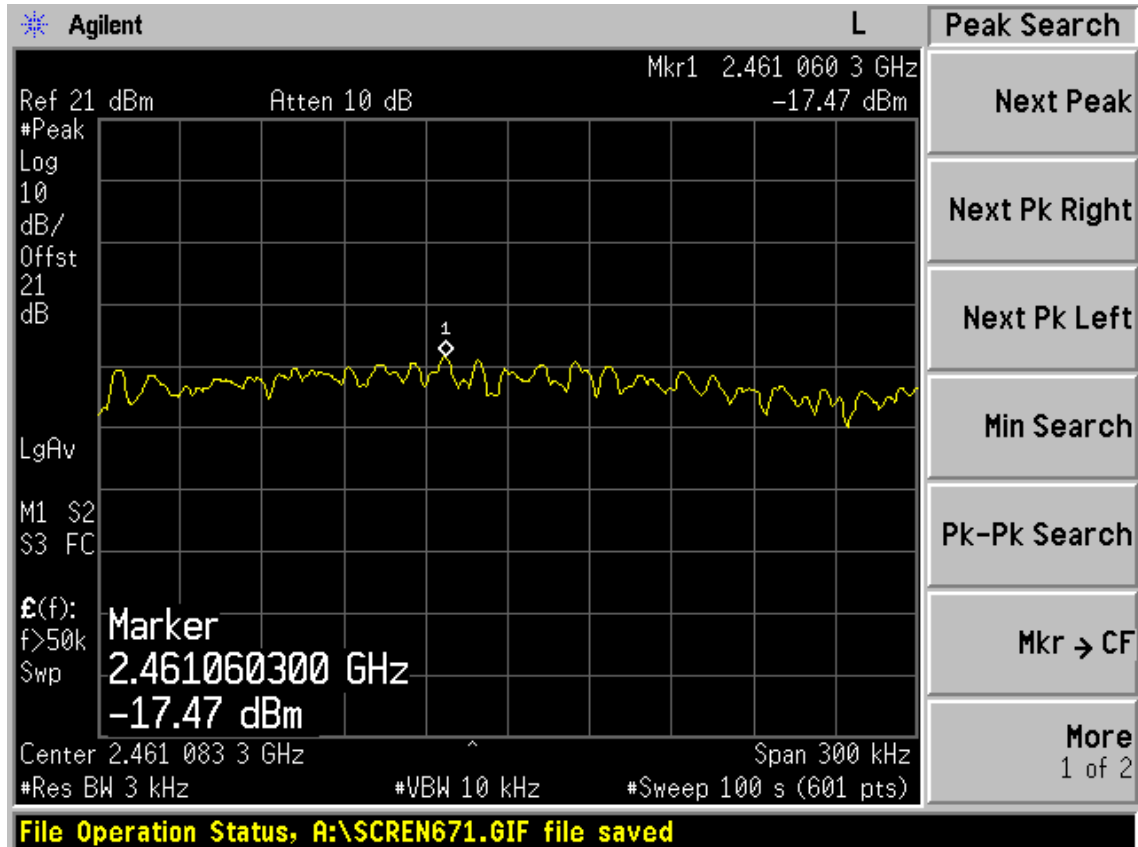
Test CH1: 2412MHz



Test CH6: 2437MHz

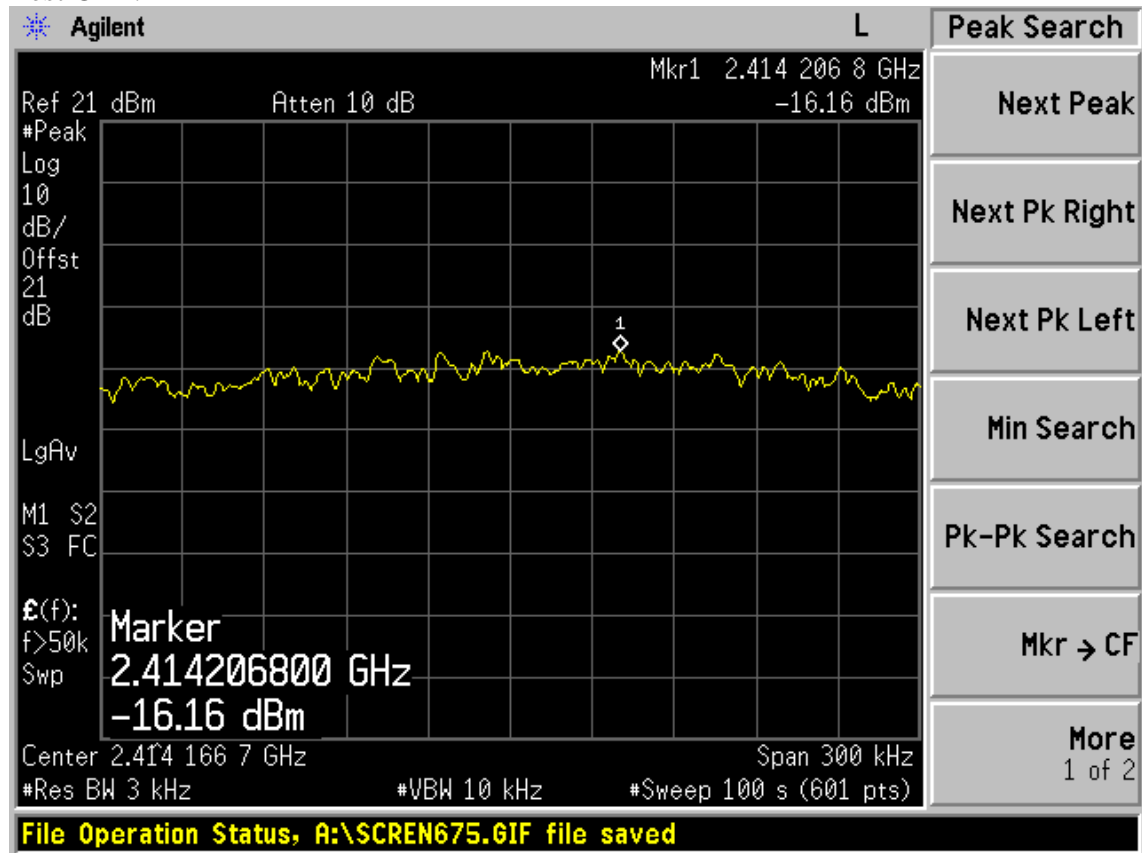


Test CH11: 2462MHz

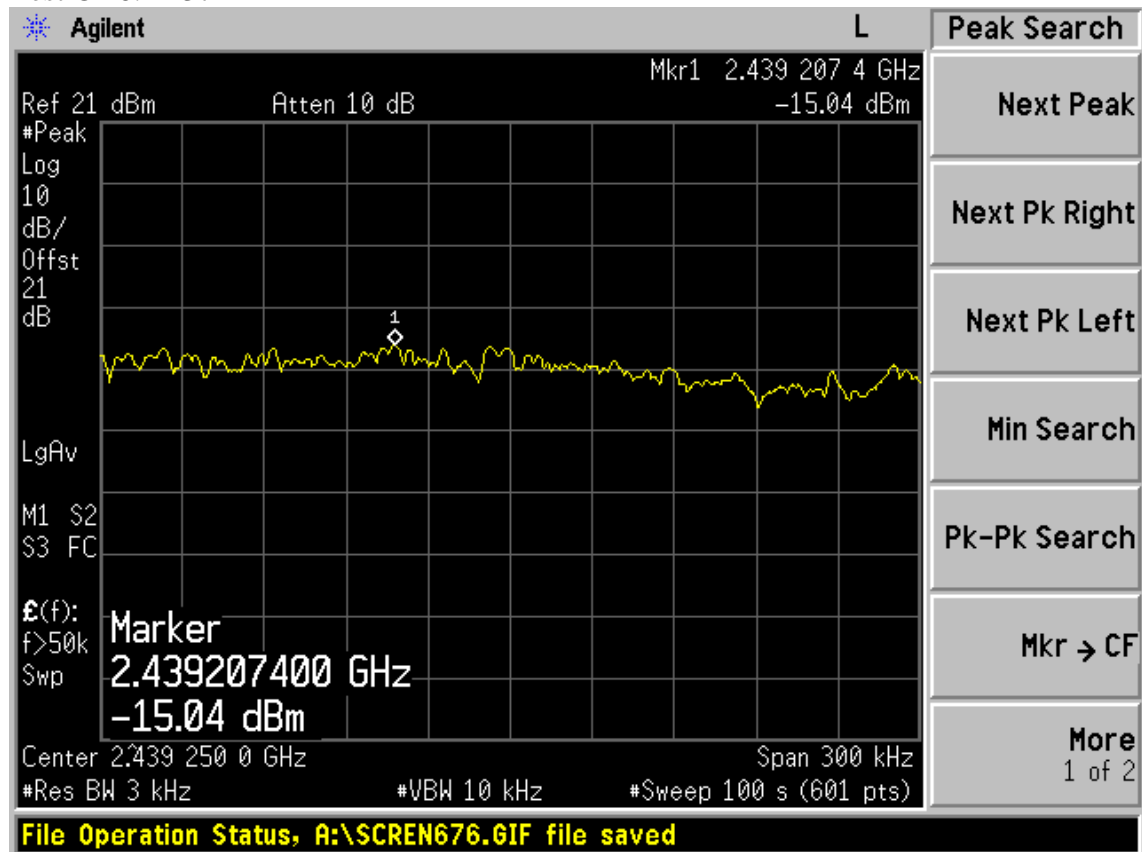


Test Mode: IEEE 802.11n HT20 TX

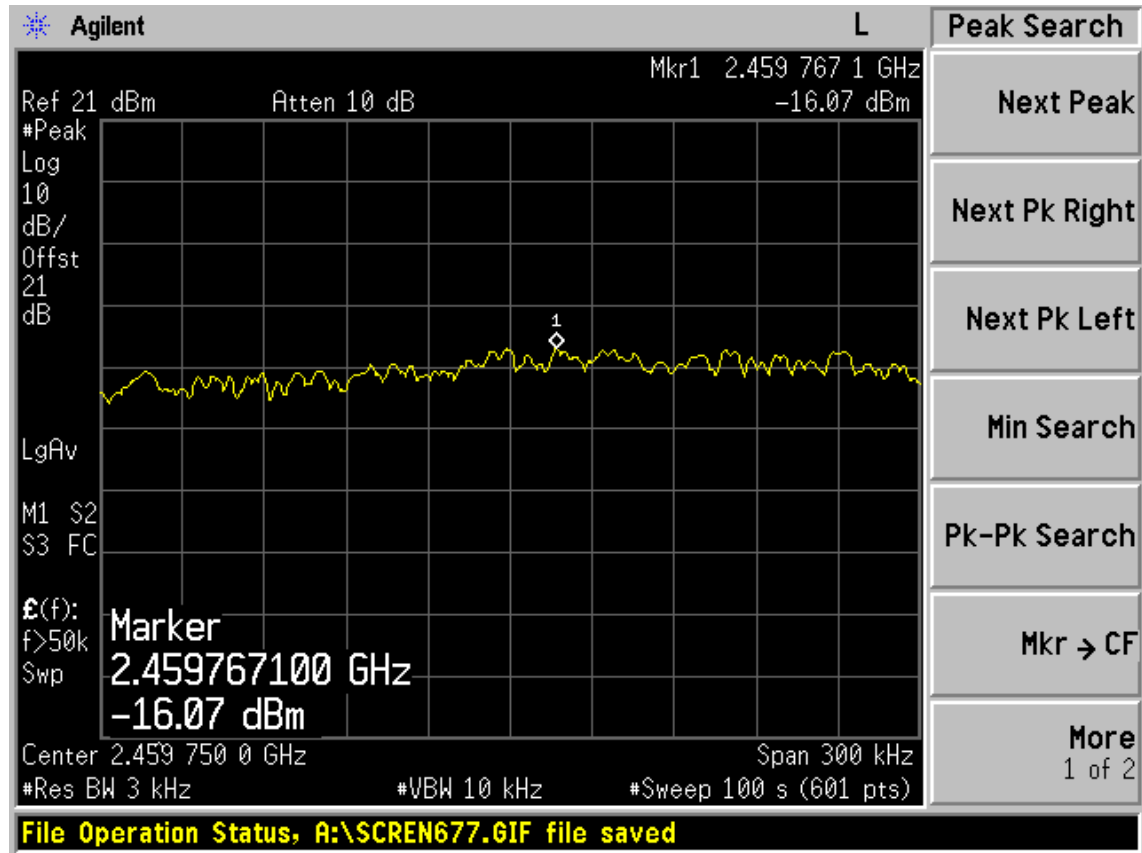
Test CH1: 2412MHz



Test CH6: 2437MHz

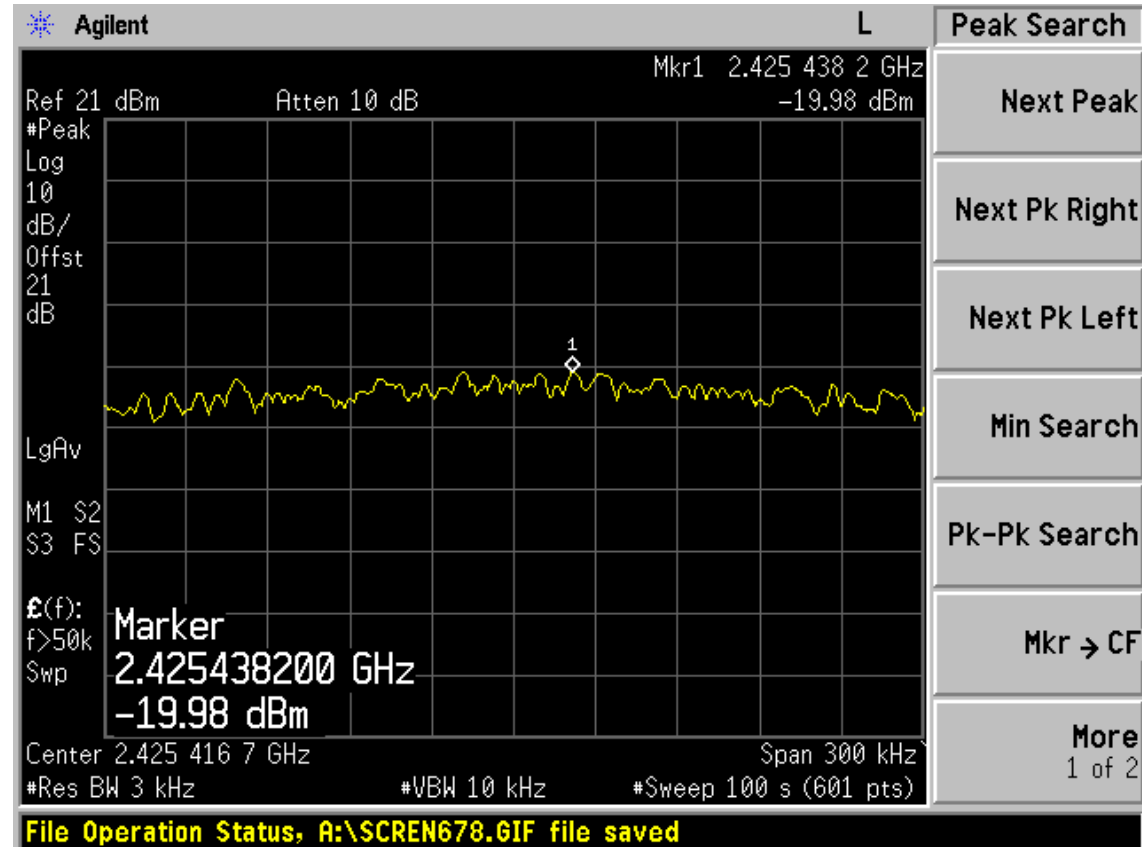


Test CH1: 2462MHz

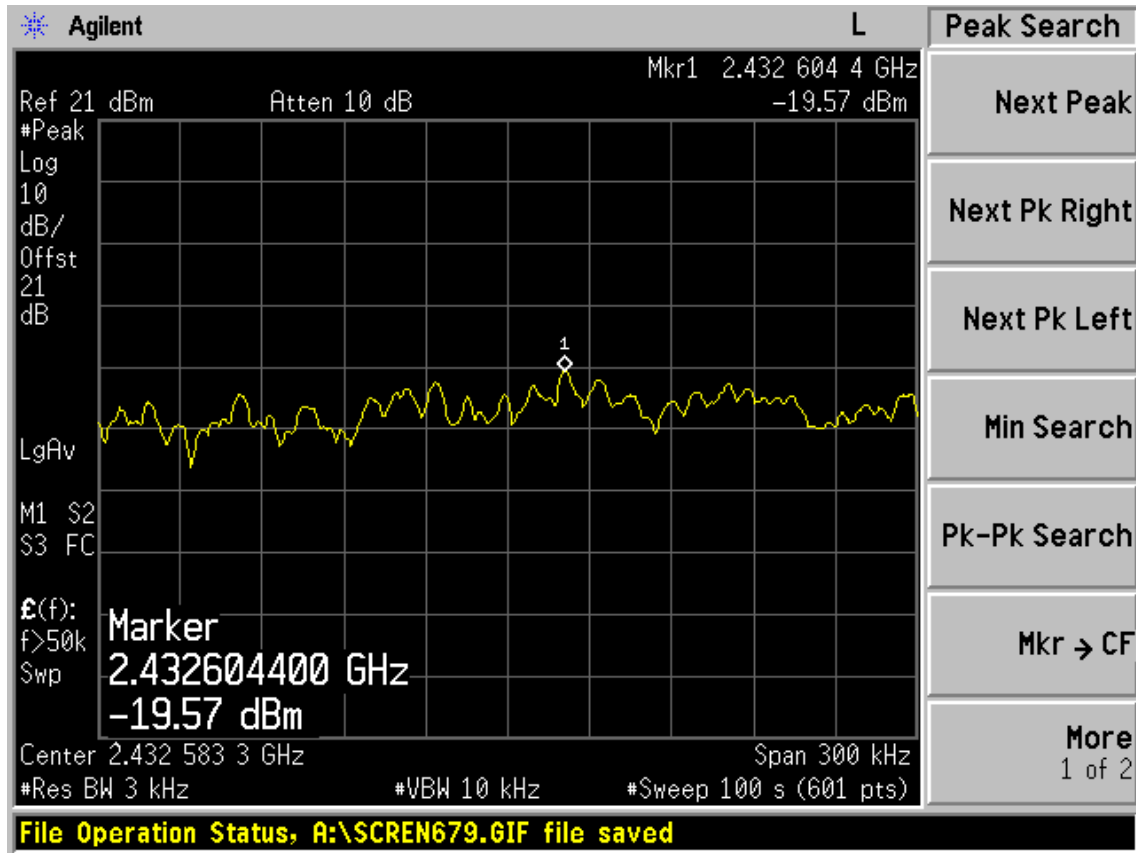


Test Mode: IEEE 802.11n HT40 TX

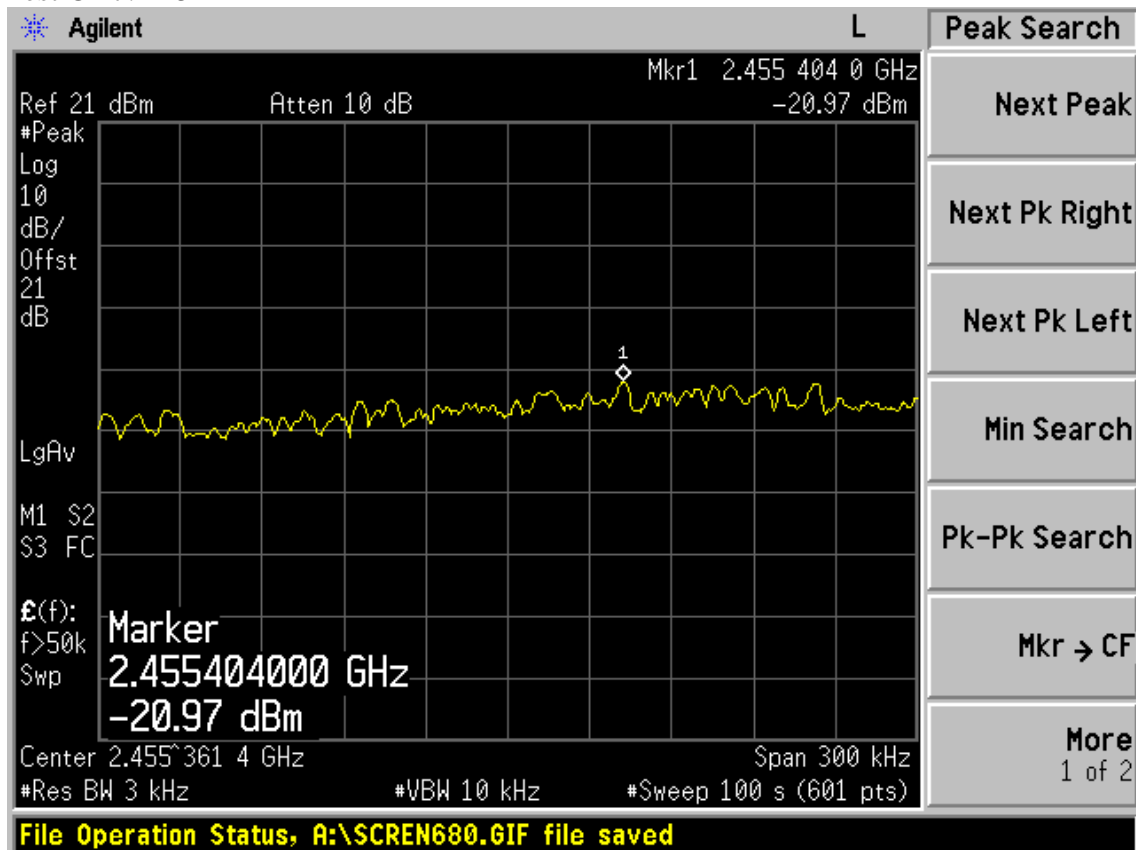
Test CH1: 2422MHz



Test CH4: 2437MHz



Test CH7: 2452MHz



10. ANTENNA REQUIREMENT

10.1 STANDARD APPLICABLE

For intentional device, according to FCC 47 CFR Section 15.203, an intentional radiator shall be designed to ensure that no antenna other than that furnished by the responsible party shall be used with the device. And according to FCC 47 CFR Section 15.247 (b), if transmitting antennas of directional gain greater than 6dBi are used, the power shall be reduced by the amount in dB that the directional gain of the antenna exceeds 6dBi.

10.2 ANTENNA CONNECTED CONSTRUCTION

The antennas used for this product are integrated PCB antenna that no antenna other than that furnished by the responsible party shall be used with the device, the maximum peak gain of the transmit antenna is only 1.5dBi.

11.MPE ESTIMATION

11.1.Limit for General Population/ Uncontrolled Exposures

Frequency	Power density (mW/ cm ²)	Averaging time(minutes)
300MHz----1.5GHz	F/1500	30
1.5GHz---100GHz	1.0	30

Frequency(MHz)	Power density (mW/ cm ²)	Averaging time(minutes)
2412	1	30
2437	1	30
2462	1	30

Note: F= Frequency in MHz

11.2.Estimation Result

EUT: Blu-ray Disc Player		
M/N: VBR140		
Test date: 2012-01-10	Pressure: 101 kpa	Humidity: 43.3%
Tested by: Leo-Li	Test site: RF Site	Temperature : 24.2°C

Cable loss: 1 dB		Attenuator loss: 20 dB				Antenna Gain: 1.5 dBi	
Test Mode	CH	Frequency (MHz)	Peak Output Power (dBm)	Output Power (mW)	Antenna Gain (dBi)	Antenna Gain (Linear)	MPE
11b	CH1	2412	21.65	146.22	1.5	1.41	0.0411
	CH6	2437	19.99	99.77	1.5	1.41	0.0281
	CH11	2462	18.91	77.80	1.5	1.41	0.0219
11g	CH1	2412	21.18	131.22	1.5	1.41	0.0369
	CH6	2437	20.81	120.50	1.5	1.41	0.0339
	CH11	2462	21.38	137.40	1.5	1.41	0.0386
11n HT20	CH1	2412	21.47	140.28	1.5	1.41	0.0394
	CH6	2437	20.81	120.50	1.5	1.41	0.0339
	CH11	2462	19.66	92.47	1.5	1.41	0.0260
11n HT40	CH1	2422	16.82	48.08	1.5	1.41	0.0135
	CH4	2437	16.34	43.05	1.5	1.41	0.0121
	CH7	2452	16.14	41.11	1.5	1.41	0.0116

Note: The estimate distance is 20cm

12.DEVIATION TO TEST SPECIFICATIONS

[NONE]