

381mm

190.5mm

254mm

**FCC**

This equipment has been tested and found to comply with the limits for a Class B digital device, pursuant to part 15 of the FCC Rules. These limits are designed to provide reasonable protection against harmful interference in a residential installation. This equipment generates, uses and can radiate radio frequency energy and, if not installed and used in accordance with the instructions, may cause harmful interference to radio communications. However, there is no guarantee that interference will not occur in a particular installation. If this equipment does cause harmful interference to radio or television reception, which can be determined by turning the equipment off and on, the user is encouraged to try to correct the interference by one or more of the following measures:

- Reorient or relocate the receiving antenna.
- Increase the separation between the equipment and receiver.
- Connect the equipment into an outlet on a circuit different from that to which the receiver is connected.
- Consult the dealer or an experienced radio/TV technician for help.

This device complies with FCC radiation exposure limits set forth for an uncontrolled environment. This equipment must be installed and operated in accordance with provided instructions and the antenna(s) used for this transmitter must be installed to provide a separation distance of at least 20 cm from all persons.

This device complies with Part 15 of the FCC Rules. Operation is subject to the following two conditions:

- (1) this device may not cause harmful interference, and
- (2) this device must accept any interference received, including interference that may cause undesired operation.

**Industry Canada**

This device complies with Industry Canada's licence-exempt RSSs. Operation is subject to the following two conditions:

- (1) This device may not cause interference; and
- (2) This device must accept any interference, including interference that may cause undesired operation of the device.

Le présent appareil est conforme aux CNR d'Industrie Canada applicables aux appareils radio exempts de licence. L'exploitation est autorisée aux deux conditions suivantes :

- (1) l'appareil ne doit pas produire de brouillage, et
- (2) l'utilisateur de l'appareil doit accepter tout brouillage radioélectrique subi, même si le brouillage est susceptible d'en compromettre le fonctionnement.

The device meets the exemption from the routine evaluation limits in section 2.5 of RSS 102 and compliance with RSS-102 RF exposure, users can obtain Canadian information on RF exposure and compliance.

Le dispositif rencontre l'exemption des limites courantes d'évaluation dans la section 2.5 de RSS 102 et la conformité à l'exposition de RSS-102 rf, utilisateurs peut obtenir l'information canadienne sur l'exposition et la conformité de rf.

This transmitter must not be co-located or operating in conjunction with any other antenna or transmitter. This equipment should be installed and operated with a minimum distance of 20 centimeters between the radiator and your body.

Cet émetteur ne doit pas être Co-placé ou ne fonctionner en même temps qu'aucune autre antenne ou émetteur. Cet équipement devrait être installé et actionné avec une distance minimum de 20 centimètres entre le radiateur et votre corps.

**Warning:** Changes or modifications not expressly approved by the party responsible for compliance could void the user's authority to operate the equipment.

**NOTE:** THE MANUFACTURER IS NOT RESPONSIBLE FOR ANY RADIO OR TV INTERFERENCE CAUSED BY UNAUTHORIZED MODIFICATIONS TO THIS EQUIPMENT. SUCH MODIFICATIONS COULD VOID THE USER'S AUTHORITY TO OPERATE THE EQUIPMENT.

**WARNING:** To prevent injury, this apparatus must be securely attached to the floor/wall in accordance with the installation instruction.

**WARNING:** Please refer the information on exterior bottom enclosure for electrical and safety information before installing or operating the apparatus.

1. Read these instructions.
2. Keep these instructions.
3. Heed all warnings.
4. Follow all instructions.
5. Do not use this apparatus near water.
6. Clean only with dry cloth.
7. Do not block any ventilation openings. Install in accordance with the manufacturer's instructions.
8. Do not install near any heat sources such as radiators, heat registers, stoves, or other apparatus (including amplifiers) that produce heat.
9. Do not defeat the safety purpose of the polarized or grounding plug. A polarized plug has two blades with one wider than the other. A grounding plug has two blades and a third grounding prong. The wide blade or the third prong is provided for your safety. If the provided plug does not fit into your outlet, consult an electrician for replacement of the obsolete outlet.
10. Protect the power cord from being walked on or pinched particularly at the plugs, convenience receptacles, and at the point where they exit from the apparatus.
11. Only use attachments/accessories specified by the manufacturer.
12. Use only with the cart, stand, tripod, bracket, or table specified by the manufacturer, or sold with the apparatus. When a cart or rack is used, use caution when moving the cart/apparatus combination to avoid injury from tip-over.
13. Unplug the apparatus during lightning storms or when unused for long periods of time.
14. Refer all servicing to qualified personnel. Servicing is required when the apparatus has been damaged in any way, such as power supply cord or plug is damaged, liquid has been spilled or objects have fallen into the apparatus has been exposed to rain or moisture, does not operate normally, or has been dropped.
15. **WARNING:** To reduce the risk of fire or electric shock, do not expose this apparatus to rain or moisture. The apparatus shall not be exposed to dripping or splashing and that objects filled with liquids, such as vases, shall not be placed on apparatus.

Hereby, Samsung Electronics, declares that this equipment is in compliance with the essential requirements and other relevant provisions of Directive 2014/53/EU.

The full text of the EU declaration of conformity is available at the following internet address: <https://www.samsung.com/led/lighting/smart-lighting-platform/smart-devices/>

The Bluetooth® word mark and logos are registered trademarks owned by Bluetooth SIG, Inc. and any use of such marks by Samsung Electronics Co., Ltd. is under license. Other trademarks and trade names are those of their respective owners.

The L<sub>N</sub>(input) and L<sub>N</sub>(output) are considered as live parts, at least reinforced insulation should be maintained between these terminals and accessible surface after installing into end products.

The basic insulation is maintained between live parts and dimming circuit (0-10V or DALI circuits).

No insulation is maintained between dimming circuit (0-10V or DALI circuits) and sensor port circuit.

Basic insulation is maintained between live parts and enclosure, at least supplementary insulation should be maintained between the enclosure and accessible surface after installing into end products.

**\*WARNING control terminals are only to be used together with one sensing device outside of the controlgear case, but inside the luminaire (not remotely).\***



**SAMSUNG**


Smart Lighting Module

SLM-A-BD4

(SLP-M412BX8GWW)

封面

Samsung Electronics  
Blackbushe Business Park, Yateley, GU46 6GG, UK  
Manufacturer: SAMSUNG ELECTRONICS CO., LTD  
Address: 129, Samsung-ro, Yeongtong-gu, Suwon-si, Gyeonggi-do, 16677, Korea



SLM-A-BD4

Product Manual

**SAMSUNG**

**Safety Information**

Avoid input voltage and operating temperature exceeds the maximum rating, which will cause damage to the circuit and the connected devices.

**Application**

Indoor Lighting Applications  
Office – Industry – Shop

**Smart Lighting Module Bluetooth**

SLM-A-BD4 is a wireless control unit for LED driver with DALI or 0-10V interface.

This unit is controlled wirelessly with bluetooth devices, and they are connected proprietary Mesh network.

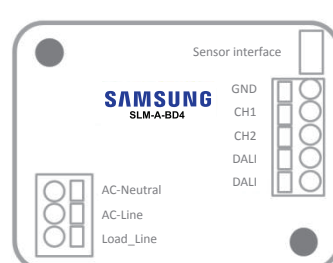
**Technical data**

- Input voltage : AC 100~277V
- Supply power : Max 3W
- Dimming interface : 0-10V, DALI
- Number of connectable DALI device : 4 ea
- BLE maximum output power ≤10dBm
- BLE Operating Frequency : 2.402GHz~2.480GHz
- Operating Temperature : -20 ~ 50°C
- Relative Humidity : 20~85%
- Dimensions : 70.9mm\*45.4mm\*26.2mm (L x W x H), Weight : 52g

**Install condition**

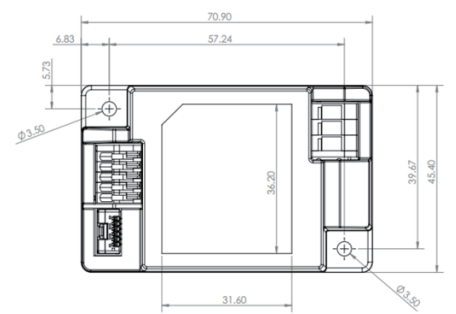

This product needs to be within an enclosure in the end product.  
The product is intended for use in a dry or damp location.

**Pin assignment**

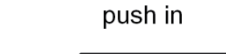


Top View

- . Load Line should be connected with driver's AC input for AC line control.
- . Please check wire-diagram next page.



**Wire preparation push in**



8.5 – 9.5mm

AC : AWG16 - AWG20

DC : AWG20 - AWG26

SLM-A-BD4

Product Manual

**SAMSUNG**

No.	Name	I/O	A/D	Function
1	AC-Neutral	Input	Analogue	Vac input Neutral
2	AC-Line	Input	Analogue	Vac input Line
3	Load_Line	Output	Analogue	Vac output Line
4	Sensor Interface	I/O	-	UWB Sensor Interface
5	GND	Output	Digital	GND
6	CH 1	Output	Analogue	0-10V
7	CH 2	Output	Analogue	0-10V
8	DALI	Output	Digital	DALI Interface Positive
9	DALI	Output	Digital	DALI Interface Negative

**Maximum Wire length**

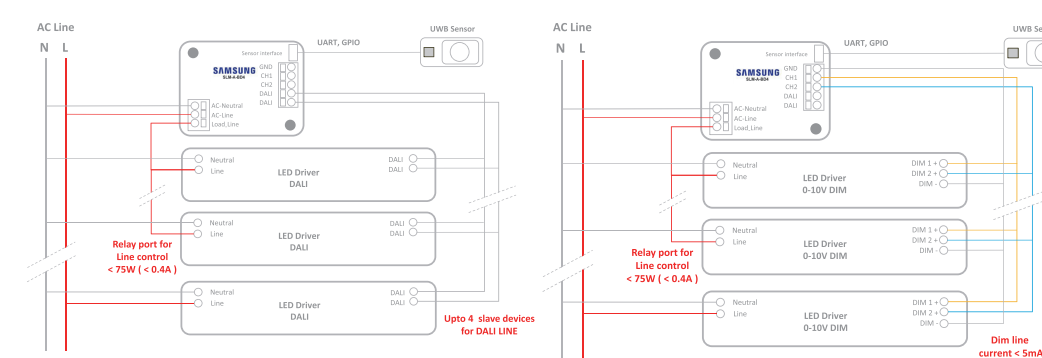
Maximum Wire length is dependent on cross section of wire. Please check below table.

This table is calculated in general conditions. It may vary depending on the conditions of the installation environment.

	Cross Section	Unit	DALI	0-10V	Unit
AWG 24	0.205	mm <sup>2</sup>	90	20	m
AWG 22	0.326	mm <sup>2</sup>	150	35	m
AWG 20	0.518	mm <sup>2</sup>	400	50	m

**Wire Diagram**

SLM-A-BD4 can be connected to maximum 4 DALI devices.



**Note**

Hereby, Samsung Electronics declares that the radio equipment type SLP-M412BX8GWW is in compliance with Directive 2014/53/EU. The full text of the EU declaration of conformity is available at the following internet address:

<http://www.samsungled.com>