

# 1 Annex B – EUT internal pictures

## 1.1 List of Pictures

Picture 1: EUT (PCB front) .....	2
Picture 2: EUT (PCB rear) .....	2
Picture 3: Radio frequency circuitry (with shield) .....	3
Picture 4: Radio frequency circuitry (without shield) .....	3
Picture 5: EUT .....	4
Picture 6: EUT .....	4




EMV **TESTHAUS** GmbH  
Gustav-Hertz-Straße 35  
94315 Straubing  
Germany  
Revision: 1.01


Audivo GmbH  
WLAN audio module SeDMP3

110112-AU01+W01  
Annex B


Page 1 of 4




Picture 1: EUT (PCB front)




Picture 2: EUT (PCB rear)




Picture 3: Radio frequency circuitry (with shield)



Picture 4: Radio frequency circuitry (without shield)



Picture 5: EUT



Picture 6: EUT