

# 1 Annex A – Test setup

## 1.1 List of Pictures

Picture 1: Test setup conducted measurement .....	2
Picture 2: Test setup radiated emission measurement.....	2
Picture 3: Test setup radiated emission measurement.....	3
Picture 4: Test setup conducted emission (rear view) .....	3
Picture 4: Test setup conducted emission (front view) .....	4




EMV **TESTHAUS** GmbH  
Gustav-Hertz-Straße 35  
94315 Straubing  
Germany  
Revision: 1.01


Audivo GmbH  
WLAN audio module SeDMP3

110112-AU01+W01  
Annex A


Page 1 of 4




Picture 1: Test setup conducted measurement




Picture 2: Test setup radiated emission measurement



Picture 3: Test setup radiated emission measurement



Picture 4: Test setup conducted emission (rear view)



Picture 5: Test setup conducted emission (front view)