



SAR PLOT FOR Head



Test Laboratory: Compliance Certification Services Inc.

May 8, 2012

GSM 850-Right Head Cheek Low CH128

DUT: 3G MOBILE PHONE; Type: U-710-2; Serial: 111122221045345

Communication System: Generic GSM; Communication System Band: GSM 850 (824.2 - 848.8 MHz);

Frequency: 824.2 MHz; Communication System PAR: 9.03 dB

Ambient: Temperature: 21 °C Relative humidity: 58% Liquid : Temperature: 20 °C

Medium parameters used (interpolated): $f = 824.2$ MHz; $\sigma = 0.88$ mho/m; $\epsilon_r = 41.628$; $\rho = 1000$ kg/m³

Phantom section: Right Section

Measurement Standard: DAS5 (IEEE/IEC/ANSI C63.19-2007)

DASY Configuration:

- Probe: EX3DV4 - SN3755; ConvF(8.99, 8.99, 8.99); Calibrated: 1/20/2012
- Sensor-Surface: 2.5mm (Mechanical Surface Detection)
- Electronics: DAE4 Sn1245; Calibrated: 1/11/2012
- Phantom: Twin SAM Phantom; Type: QD 000 P40 CD; Serial: 1609
- DAS52 52.8.0(692); SEMCAD X 14.6.4(4989)

GSM850/Right Head Cheek Low CH128/Area Scan (7x11x1): Measurement grid: dx=15mm, dy=15mm

Maximum value of SAR (measured) = 0.402 mW/g


GSM850/Right Head Cheek Low CH128/Zoom Scan (7x7x7)/Cube 0: Measurement grid: dx=5mm, dy=5mm, dz=5mm

Reference Value = 8.622 V/m; Power Drift = -0.11 dB

Peak SAR (extrapolated) = 0.453 W/kg

SAR(1 g) = 0.387 mW/g; SAR(10 g) = 0.308 mW/g

Maximum value of SAR (measured) = 0.403 mW/g





Test Laboratory: Compliance Certification Services Inc.

May 8, 2012

GSM 850-Right Head Cheek Middle CH190

DUT: 3G MOBILE PHONE; Type: U-710-2; Serial: 111122221045345

Communication System: Generic GSM; Communication System Band: GSM 850 (824.2 - 848.8 MHz);

Frequency: 836.6 MHz; Communication System PAR: 9.03 dB

Ambient: Temperature: 21 °C Relative humidity: 58% Liquid : Temperature: 20 °C

Medium parameters used (interpolated): $f = 836.6$ MHz; $\sigma = 0.89$ mho/m; $\epsilon_r = 41.478$; $\rho = 1000$ kg/m³

Phantom section: Right Section

Measurement Standard: DAS5 (IEEE/IEC/ANSI C63.19-2007)

DASY Configuration:

- Probe: EX3DV4 - SN3755; ConvF(8.99, 8.99, 8.99); Calibrated: 1/20/2012
- Sensor-Surface: 2.5mm (Mechanical Surface Detection)
- Electronics: DAE4 Sn1245; Calibrated: 1/11/2012
- Phantom: Twin SAM Phantom; Type: QD 000 P40 CD; Serial: 1609
- DAS52 52.8.0(692); SEMCAD X 14.6.4(4989)

GSM850/Right Head Cheek Middle CH190/Area Scan (7x11x1): Measurement grid: dx=15mm, dy=15mm

Maximum value of SAR (measured) = 0.568 mW/g


GSM850/Right Head Cheek Middle CH190/Zoom Scan (7x7x7)/Cube 0: Measurement grid: dx=5mm, dy=5mm, dz=5mm

Reference Value = 9.693 V/m; Power Drift = 0.00024 dB

Peak SAR (extrapolated) = 0.657 W/kg

SAR(1 g) = 0.552 mW/g; SAR(10 g) = 0.435 mW/g

Maximum value of SAR (measured) = 0.576 mW/g





Test Laboratory: Compliance Certification Services Inc.

May 8, 2012

GSM 850-Right Head Cheek High CH251

DUT: 3G MOBILE PHONE; Type: U-710-2; Serial: 111122221045345

Communication System: Generic GSM; Communication System Band: GSM 850 (824.2 - 848.8 MHz);

Frequency: 848.6 MHz; Communication System PAR: 9.03 dB

Ambient: Temperature: 21 °C Relative humidity: 58% Liquid : Temperature: 20 °C

Medium parameters used (interpolated): $f = 848.6$ MHz; $\sigma = 0.89$ mho/m; $\epsilon_r = 41.327$; $\rho = 1000$ kg/m³

Phantom section: Right Section

Measurement Standard: DASYS (IEEE/IEC/ANSI C63.19-2007)

DASY Configuration:

- Probe: EX3DV4 - SN3755; ConvF(8.99, 8.99, 8.99); Calibrated: 1/20/2012
- Sensor-Surface: 2.5mm (Mechanical Surface Detection)
- Electronics: DAE4 Sn1245; Calibrated: 1/11/2012
- Phantom: Twin SAM Phantom; Type: QD 000 P40 CD; Serial: 1609
- DASYS 52.8.0(692); SEMCAD X 14.6.4(4989)

GSM850/Right Head Cheek High CH251/Area Scan (7x11x1): Measurement grid: dx=15mm, dy=15mm

Maximum value of SAR (measured) = 0.689 mW/g


GSM850/Right Head Cheek High CH251/Zoom Scan (7x7x7)/Cube 0: Measurement grid: dx=5mm, dy=5mm, dz=5mm

Reference Value = 10.770 V/m; Power Drift = -0.05 dB

Peak SAR (extrapolated) = 0.806 W/kg

SAR(1 g) = 0.671 mW/g; SAR(10 g) = 0.529 mW/g

Maximum value of SAR (measured) = 0.699 mW/g





Test Laboratory: Compliance Certification Services Inc.

May 8, 2012

GSM 850-Right Head Tilted High CH251

DUT: 3G MOBILE PHONE; Type: U-710-2; Serial: 111122221045345

Communication System: Generic GSM; Communication System Band: GSM 850 (824.2 - 848.8 MHz);

Frequency: 848.6 MHz; Communication System PAR: 9.03 dB

Ambient: Temperature: 21 °C Relative humidity: 58% Liquid : Temperature: 20 °C

Medium parameters used (interpolated): $f = 848.6$ MHz; $\sigma = 0.89$ mho/m; $\epsilon_r = 41.327$; $\rho = 1000$ kg/m³

Phantom section: Right Section

Measurement Standard: DASYS (IEEE/IEC/ANSI C63.19-2007)

DASY Configuration:

- Probe: EX3DV4 - SN3755; ConvF(8.99, 8.99, 8.99); Calibrated: 1/20/2012
- Sensor-Surface: 2.5mm (Mechanical Surface Detection)
- Electronics: DAE4 Sn1245; Calibrated: 1/11/2012
- Phantom: Twin SAM Phantom; Type: QD 000 P40 CD; Serial: 1609
- DASYS 52.8.0(692); SEMCAD X 14.6.4(4989)

GSM850/Right Head Tilted High CH251/Area Scan (7x11x1): Measurement grid: dx=15mm, dy=15mm

Maximum value of SAR (measured) = 0.484 mW/g

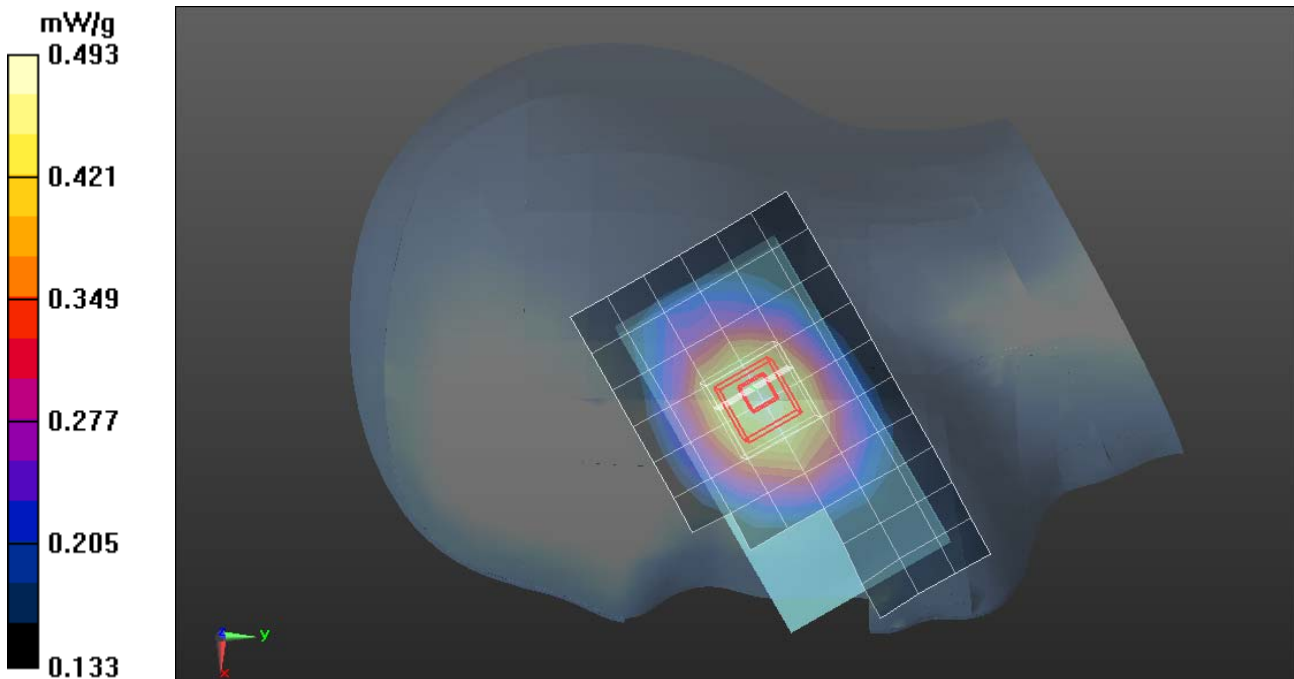
GSM850/Right Head Tilted High CH251/Zoom Scan (7x7x9)/Cube 0: Measurement grid: dx=5mm, dy=5mm, dz=3mm

Reference Value = 16.427 V/m; Power Drift = -0.02 dB

Peak SAR (extrapolated) = 0.535 W/kg

SAR(1 g) = 0.452 mW/g; SAR(10 g) = 0.373 mW/g

Maximum value of SAR (measured) = 0.493 mW/g





Test Laboratory: Compliance Certification Services Inc.

May 8, 2012

GSM 850-Left Head Cheek High CH251

DUT: 3G MOBILE PHONE; Type: U-710-2; Serial: 111122221045345

Communication System: Generic GSM; Communication System Band: GSM 850 (824.2 - 848.8 MHz);

Frequency: 848.6 MHz; Communication System PAR: 9.03 dB

Ambient: Temperature: 21 °C Relative humidity: 58% Liquid : Temperature: 20 °C

Medium parameters used (interpolated): $f = 848.6$ MHz; $\sigma = 0.89$ mho/m; $\epsilon_r = 41.327$; $\rho = 1000$ kg/m³

Phantom section: Left Section

Measurement Standard: DASYS (IEEE/IEC/ANSI C63.19-2007)

DASY Configuration:

- Probe: EX3DV4 - SN3755; ConvF(8.99, 8.99, 8.99); Calibrated: 1/20/2012
- Sensor-Surface: 2.5mm (Mechanical Surface Detection)
- Electronics: DAE4 Sn1245; Calibrated: 1/11/2012
- Phantom: Twin SAM Phantom; Type: QD 000 P40 CD; Serial: 1609
- DASYS 52.8.0(692); SEMCAD X 14.6.4(4989)

GSM850/Left Head Cheek High CH251/Area Scan (7x11x1): Measurement grid: dx=15mm, dy=15mm

Maximum value of SAR (measured) = 0.666 mW/g

GSM850/Left Head Cheek High CH251/Zoom Scan (7x7x9)/Cube 0: Measurement grid: dx=5mm, dy=5mm, dz=3mm


Reference Value = 10.081 V/m; Power Drift = 0.05 dB

Peak SAR (extrapolated) = 0.754 W/kg

Peak SAR (extrapolated) = 0.754 W/kg

SAR(1 g) = 0.622 mW/g; SAR(10 g) = 0.484 mW/g

Maximum value of SAR (measured) = 0.692 mW/g





Test Laboratory: Compliance Certification Services Inc.

May 8, 2012

GSM 850-Left Head Tilted High CH251

DUT: 3G MOBILE PHONE; Type: U-710-2; Serial: 111122221045345

Communication System: Generic GSM; Communication System Band: GSM 850 (824.2 - 848.8 MHz);

Frequency: 848.6 MHz; Communication System PAR: 9.03 dB

Ambient: Temperature: 21 °C Relative humidity: 58% Liquid : Temperature: 20 °C

Medium parameters used (interpolated): $f = 848.6$ MHz; $\sigma = 0.89$ mho/m; $\epsilon_r = 41.327$; $\rho = 1000$ kg/m³

Phantom section: Left Section

Measurement Standard: DASYS (IEEE/IEC/ANSI C63.19-2007)

DASY Configuration:

- Probe: EX3DV4 - SN3755; ConvF(8.99, 8.99, 8.99); Calibrated: 1/20/2012
- Sensor-Surface: 2.5mm (Mechanical Surface Detection)
- Electronics: DAE4 Sn1245; Calibrated: 1/11/2012
- Phantom: Twin SAM Phantom; Type: QD 000 P40 CD; Serial: 1609
- DASYS 52.8.0(692); SEMCAD X 14.6.4(4989)

GSM850/Left Head Tilted High CH251/Area Scan (7x11x1): Measurement grid: dx=15mm, dy=15mm

Maximum value of SAR (measured) = 0.500 mW/g

GSM850/Left Head Tilted High CH251/Zoom Scan (7x7x9)/Cube 0: Measurement grid: dx=5mm, dy=5mm, dz=3mm


Reference Value = 16.460 V/m; Power Drift = -0.15 dB

Peak SAR (extrapolated) = 0.550 W/kg

Peak SAR (extrapolated) = 0.550 W/kg

SAR(1 g) = 0.462 mW/g; SAR(10 g) = 0.378 mW/g

Maximum value of SAR (measured) = 0.505 mW/g





Test Laboratory: Compliance Certification Services Inc.

May 8, 2012

PCS-1900-Right Head Cheek Low CH512

DUT: 3G MOBILE PHONE; Type: U-710-2; Serial: 111122221045345

Communication System: Generic GSM; Communication System Band: PCS 1900 (1850.2 - 1909.8MHz);

Frequency: 1850.2 MHz; Communication System PAR: 9.03 dB

Ambient: Temperature: 21 °C Relative humidity: 58% Liquid : Temperature: 20 °C

Medium parameters used: $f = 1850.2$ MHz; $\sigma = 1.42$ mho/m; $\epsilon_r = 39.87$; $\rho = 1000$ kg/m³

Phantom section: Right Section

Measurement Standard: DAS5 (IEEE/IEC/ANSI C63.19-2007)

DASY Configuration:

- Probe: EX3DV4 - SN3755; ConvF(7.84, 7.84, 7.84); Calibrated: 1/20/2012
- Sensor-Surface: 2.5mm (Mechanical Surface Detection)
- Electronics: DAE4 Sn1245; Calibrated: 1/11/2012
- Phantom: Twin SAM Phantom; Type: QD 000 P40 CD; Serial: 1609
- DAS52 52.8.0(692); SEMCAD X 14.6.4(4989)

PCS1900/Right Head Cheek Low CH512/Area Scan (7x11x1): Measurement grid: dx=15mm, dy=15mm

Maximum value of SAR (measured) = 0.433 mW/g


PCS1900/Right Head Cheek Low CH512/Zoom Scan (7x7x9)/Cube 0: Measurement grid: dx=5mm, dy=5mm, dz=3mm

Reference Value = 5.949 V/m; Power Drift = 0.17 dB

Peak SAR (extrapolated) = 0.610 W/kg

SAR(1 g) = 0.382 mW/g; SAR(10 g) = 0.240 mW/g

Maximum value of SAR (measured) = 0.476 mW/g





Test Laboratory: Compliance Certification Services Inc.

May 8, 2012

PCS-1900-Right Head Cheek Middle CH661

DUT: 3G MOBILE PHONE; Type: U-710-2; Serial: 111122221045345

Communication System: Generic GSM; Communication System Band: PCS 1900 (1850.2 - 1909.8MHz);

Frequency: 1880 MHz; Communication System PAR: 9.03 dB

Ambient: Temperature: 21 °C Relative humidity: 58% Liquid : Temperature: 20 °C

Medium parameters used: $f = 1880$ MHz; $\sigma = 1.43$ mho/m; $\epsilon_r = 39.74$; $\rho = 1000$ kg/m³

Phantom section: Right Section

Measurement Standard: DASYS (IEEE/IEC/ANSI C63.19-2007)

DASY Configuration:

- Probe: EX3DV4 - SN3755; ConvF(7.84, 7.84, 7.84); Calibrated: 1/20/2012
- Sensor-Surface: 2.5mm (Mechanical Surface Detection)
- Electronics: DAE4 Sn1245; Calibrated: 1/11/2012
- Phantom: Twin SAM Phantom; Type: QD 000 P40 CD; Serial: 1609
- DASYS 52.8.0(692); SEMCAD X 14.6.4(4989)

PCS1900/Right Head Cheek Middle CH661/Area Scan (7x11x1): Measurement grid: dx=15mm, dy=15mm

Maximum value of SAR (measured) = 0.473 mW/g


PCS1900/Right Head Cheek Middle CH661/Zoom Scan (7x7x9)/Cube 0: Measurement grid: dx=5mm, dy=5mm, dz=3mm

Reference Value = 7.255 V/m; Power Drift = 0.11 dB

Peak SAR (extrapolated) = 0.676 W/kg

SAR(1 g) = 0.401 mW/g; SAR(10 g) = 0.249 mW/g

Maximum value of SAR (measured) = 0.493 mW/g





Test Laboratory: Compliance Certification Services Inc.

May 8, 2012

PCS-1900-Right Head Cheek High CH810

DUT: 3G MOBILE PHONE; Type: U-710-2; Serial: 111122221045345

Communication System: Generic GSM; Communication System Band: PCS 1900 (1850.2 - 1909.8MHz);

Frequency: 1909.8 MHz; Communication System PAR: 9.03 dB

Ambient: Temperature: 21 °C Relative humidity: 58% Liquid : Temperature: 20 °C

Medium parameters used: $f = 1909.8$ MHz; $\sigma = 1.42$ mho/m; $\epsilon_r = 39.6$; $\rho = 1000$ kg/m³

Phantom section: Right Section

Measurement Standard: DASYS (IEEE/IEC/ANSI C63.19-2007)

DASY Configuration:

- Probe: EX3DV4 - SN3755; ConvF(7.84, 7.84, 7.84); Calibrated: 1/20/2012
- Sensor-Surface: 2.5mm (Mechanical Surface Detection)
- Electronics: DAE4 Sn1245; Calibrated: 1/11/2012
- Phantom: Twin SAM Phantom; Type: QD 000 P40 CD; Serial: 1609
- DASYS 52.8.0(692); SEMCAD X 14.6.4(4989)

PCS1900/Right Head Cheek High CH810/Area Scan (7x11x1): Measurement grid: dx=15mm, dy=15mm

Maximum value of SAR (measured) = 0.553 mW/g

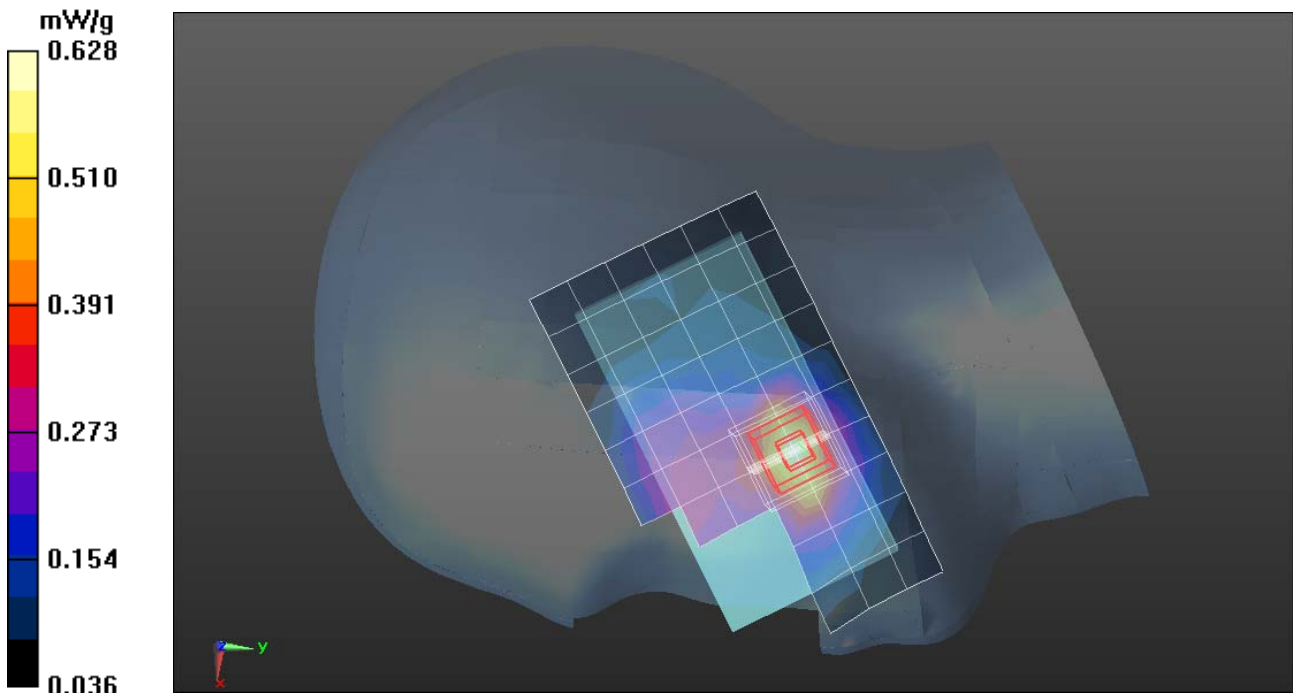
PCS1900/Right Head Cheek High CH810/Zoom Scan (7x7x9)/Cube 0: Measurement grid: dx=5mm, dy=5mm, dz=3mm

Reference Value = 16.367 V/m; Power Drift = -0.16 dB

Peak SAR (extrapolated) = 0.796 W/kg

SAR(1 g) = 0.533 mW/g; SAR(10 g) = 0.237mW/g

Maximum value of SAR (measured) = 0.628 mW/g





Test Laboratory: Compliance Certification Services Inc.

May 8, 2012

PCS-1900-Right Head Tilted High CH810

DUT: 3G MOBILE PHONE; Type: U-710-2; Serial: 111122221045345

Communication System: Generic GSM; Communication System Band: PCS 1900 (1850.2 - 1909.8MHz);

Frequency: 1909.8 MHz; Communication System PAR: 9.03 dB

Ambient: Temperature: 21 °C Relative humidity: 58% Liquid : Temperature: 20 °C

Medium parameters used: $f = 1909.8$ MHz; $\sigma = 1.43$ mho/m; $\epsilon_r = 39.6$; $\rho = 1000$ kg/m³

Phantom section: Right Section

Measurement Standard: DASYS (IEEE/IEC/ANSI C63.19-2007)

DASY Configuration:

- Probe: EX3DV4 - SN3755; ConvF(7.84, 7.84, 7.84); Calibrated: 1/20/2012
- Sensor-Surface: 2.5mm (Mechanical Surface Detection)
- Electronics: DAE4 Sn1245; Calibrated: 1/11/2012
- Phantom: Twin SAM Phantom; Type: QD 000 P40 CD; Serial: 1609
- DASYS 52.8.0(692); SEMCAD X 14.6.4(4989)

PCS1900/Right Head Tilted High CH810/Area Scan (7x11x1): Measurement grid: dx=15mm, dy=15mm

Maximum value of SAR (measured) = 0.144 mW/g

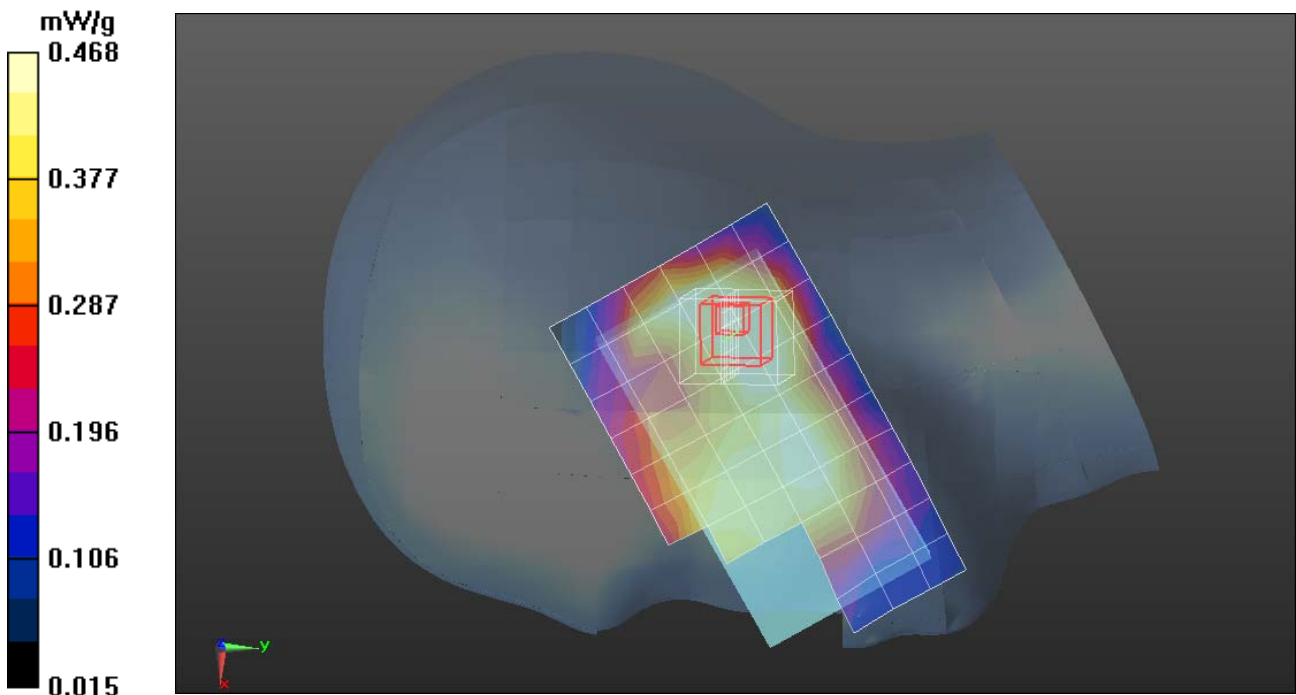
PCS1900/Right Head Tilted High CH810/Zoom Scan (7x8x7)/Cube 0: Measurement grid: dx=5mm, dy=5mm, dz=5mm

Reference Value = 12.272 V/m; Power Drift = 0.01 dB

Peak SAR (extrapolated) = 0.615 W/kg

SAR(1 g) = 0.360 mW/g; SAR(10 g) = 0.205 mW/g

Maximum value of SAR (measured) = 0.468 mW/g





Test Laboratory: Compliance Certification Services Inc.

May 8, 2012

PCS 1900-Left Head Cheek High CH810

DUT: 3G MOBILE PHONE; Type: U-710-2; Serial: 111122221045345

Communication System: Generic GSM; Communication System Band: PCS 1900 (1850.2 - 1909.8MHz);
Frequency: 1910MHz; Communication System PAR: 9.03 dB

Ambient: Temperature: 21 °C Relative humidity: 58% Liquid : Temperature: 20 °C

Medium parameters used: $f = 1910\text{MHz}$; $\sigma = 1.43\text{ mho/m}$; $\epsilon_r = 39.6$; $\rho = 1000\text{ kg/m}^3$

Phantom section: Left Section

Measurement Standard: DASYS (IEEE/IEC/ANSI C63.19-2007)

DASY5 Configuration:

- Probe: EX3DV4 - SN3755; ConvF(7.84, 7.84, 7.84); Calibrated: 1/20/2012
- Sensor-Surface: 2.5mm (Mechanical Surface Detection)
- Electronics: DAE4 Sn1245; Calibrated: 1/11/2012
- Phantom: Twin SAM Phantom; Type: QD 000 P40 CD; Serial: 1609
- Measurement SW: DASYS 52.8.0(692); SEMCAD X 14.6.4(4989)

PCS1900/Left Head Cheek High CH810/Area Scan (6x9x1): Measurement grid: dx=15mm, dy=15mm

Maximum value of SAR (measured) = 0.533 mW/g

PCS1900/Left Head Cheek High CH810/Zoom Scan (7x7x9)/Cube 0: Measurement grid: dx=5mm, dy=5mm, dz=5mm

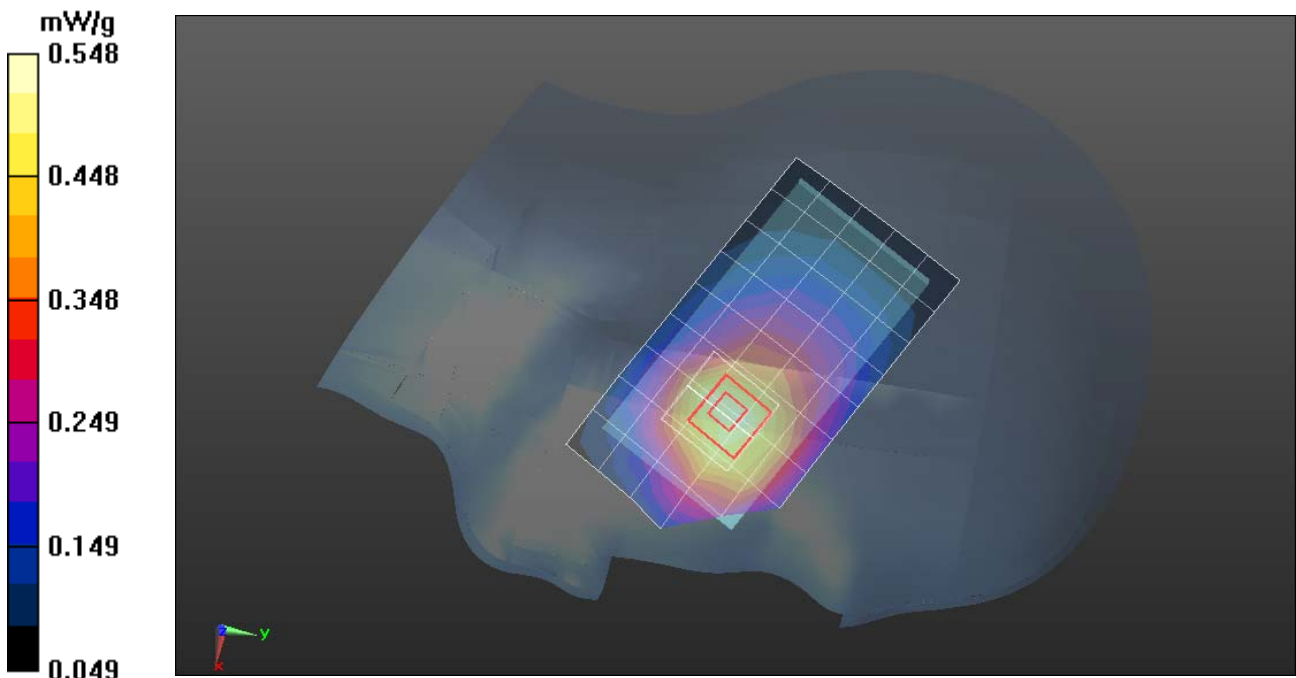
Reference Value = 6.378 V/m; Power Drift = 0.12 dB

Peak SAR (extrapolated) = 0.681 W/kg

Peak SAR (extrapolated) = 0.681 W/kg

SAR(1 g) = 0.444 mW/g; SAR(10 g) = 0.269 mW/g

Maximum value of SAR (measured) = 0.548 mW/g





Test Laboratory: Compliance Certification Services Inc.

May 8, 2012

PCS 1900-Left Head Tilted High CH810

DUT: 3G MOBILE PHONE; Type: U-710-2; Serial: 111122221045345

Communication System: Generic GSM; Communication System Band: PCS 1900 (1850.2 - 1909.8MHz);

Frequency: 1910MHz; Communication System PAR: 9.03 dB

Ambient: Temperature: 21 °C Relative humidity: 58% Liquid : Temperature: 20 °C

Medium parameters used: $f = 1910\text{MHz}$; $\sigma = 1.43 \text{ mho/m}$; $\epsilon_r = 39.6$; $\rho = 1000 \text{ kg/m}^3$

Phantom section: Left Section

Measurement Standard: DASYS (IEEE/IEC/ANSI C63.19-2007)

DASY5 Configuration:

- Probe: EX3DV4 - SN3755; ConvF(7.84, 7.84, 7.84); Calibrated: 1/20/2012
- Sensor-Surface: 2.5mm (Mechanical Surface Detection)
- Electronics: DAE4 Sn1245; Calibrated: 1/11/2012
- Phantom: Twin SAM Phantom; Type: QD 000 P40 CD; Serial: 1609
- Measurement SW: DASYS 52.8.0(692); SEMCAD X 14.6.4(4989)

PCS1900/Left Head Tilted High CH810/Area Scan (6x9x1):

Measurement grid: $dx=15\text{mm}$, $dy=15\text{mm}$

Maximum value of SAR (measured) = 0.454 mW/g

PCS1900/Left Head Tilted High CH810/Zoom Scan (7x7x9)/Cube 0: Measurement grid: $dx=5\text{mm}$,


$dy=5\text{mm}$, $dz=5\text{mm}$

Reference Value = 8.778 V/m; Power Drift = 0.10 dB

Peak SAR (extrapolated) = 0.223 W/kg

SAR(1 g) = 0.117 mW/g; SAR(10 g) = 0.078 mW/g

Maximum value of SAR (measured) = 0.123 mW/g





Test Laboratory: Compliance Certification Services Inc.

May 8, 2012

WCDMA Band V-Right Head Cheek Low CH4132

DUT: 3G MOBILE PHONE; Type: U-710-2; Serial: 111122221045345

Communication System: FDD WCDMA; Communication System Band: Band 5; Frequency: 826.4 MHz; Communication System PAR: 0 dB

Ambient: Temperature: 21 °C Relative humidity: 58% Liquid : Temperature: 20 °C

Medium parameters used: $f = 826.4$ MHz; $\sigma = 0.91$ mho/m; $\epsilon_r = 41.12$; $\rho = 1000$ kg/m³

Phantom section: Right Section

Measurement Standard: DASYS (IEEE/IEC/ANSI C63.19-2007)

DASY Configuration:

- Probe: EX3DV4 - SN3755; ConvF(8.99, 8.99, 8.99); Calibrated: 1/20/2012
- Sensor-Surface: 2.5mm (Mechanical Surface Detection)
- Electronics: DAE4 Sn1245; Calibrated: 1/11/2012
- Phantom: Twin SAM Phantom; Type: QD 000 P40 CD; Serial: 1609
- DASYS 52.8.0(692); SEMCAD X 14.6.4(4989)

WCDMA/Right Head Cheek Low CH4132/Area Scan (7x11x1): Measurement grid: dx=15mm, dy=15mm

Maximum value of SAR (measured) = 0.600 mW/g

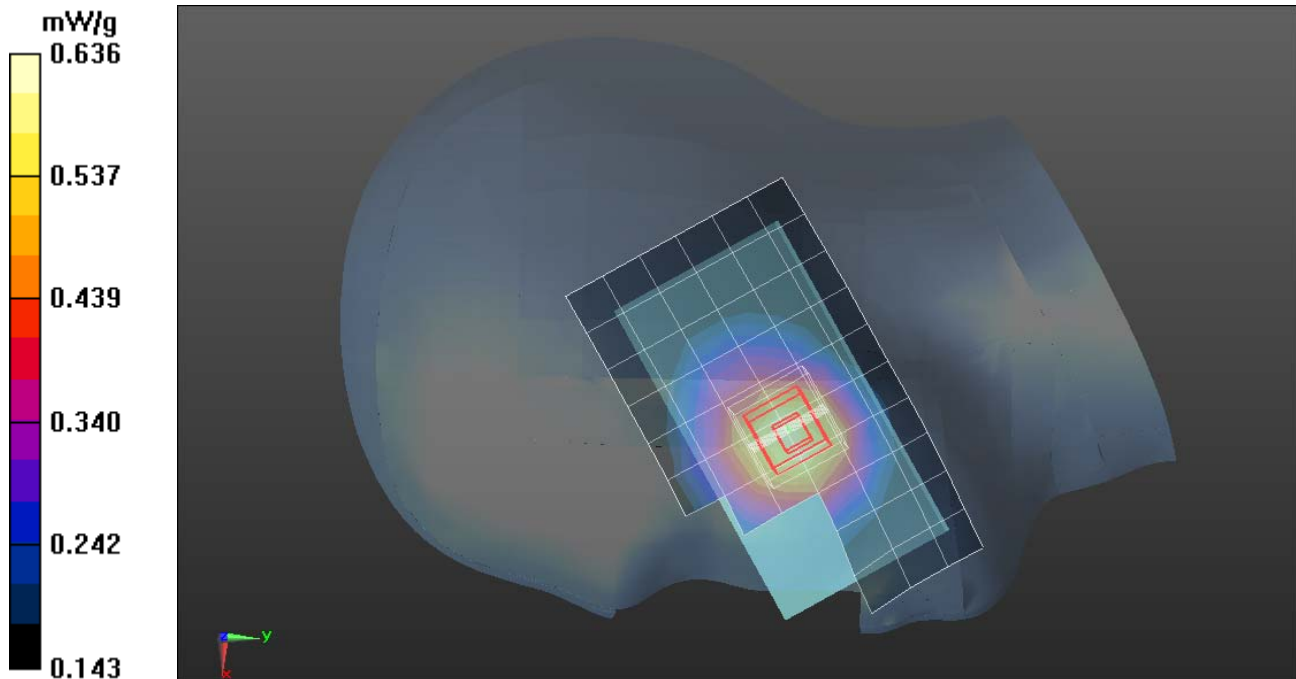
WCDMA/Right Head Cheek Low CH4132/Zoom Scan (7x7x9)/Cube 0: Measurement grid: dx=5mm, dy=5mm, dz=3mm

Reference Value = 10.363 V/m; Power Drift = 0.12 dB

Peak SAR (extrapolated) = 0.689 W/kg

SAR(1 g) = 0.475 mW/g; SAR(10 g) = 0.351 mW/g

Maximum value of SAR (measured) = 0.636 mW/g





Test Laboratory: Compliance Certification Services Inc.

May 8, 2012

WCDMA Band V-Right Head Cheek Middle CH4182

DUT: 3G MOBILE PHONE; Type: U-710-2; Serial: 111122221045345

Communication System: FDD WCDMA; Communication System Band: Band 5; Frequency: 836.6 MHz; Communication System PAR: 0 dB

Ambient: Temperature: 21 °C Relative humidity: 58% Liquid : Temperature: 20 °C

Medium parameters used: $f = 836.6$ MHz; $\sigma = 0.90$ mho/m; $\epsilon_r = 41.23$; $\rho = 1000$ kg/m³

Phantom section: Right Section

Measurement Standard: DASYS (IEEE/IEC/ANSI C63.19-2007)

DASY Configuration:

- Probe: EX3DV4 - SN3755; ConvF(8.99, 8.99, 8.99); Calibrated: 1/20/2012
- Sensor-Surface: 2.5mm (Mechanical Surface Detection)
- Electronics: DAE4 Sn1245; Calibrated: 1/11/2012
- Phantom: Twin SAM Phantom; Type: QD 000 P40 CD; Serial: 1609
- DASYS 52.8.0(692); SEMCAD X 14.6.4(4989)

WCDMA/Right Head Cheek Middle CH4182/Area Scan (7x11x1): Measurement grid: dx=15mm, dy=15mm

Maximum value of SAR (measured) = 0.608 mW/g

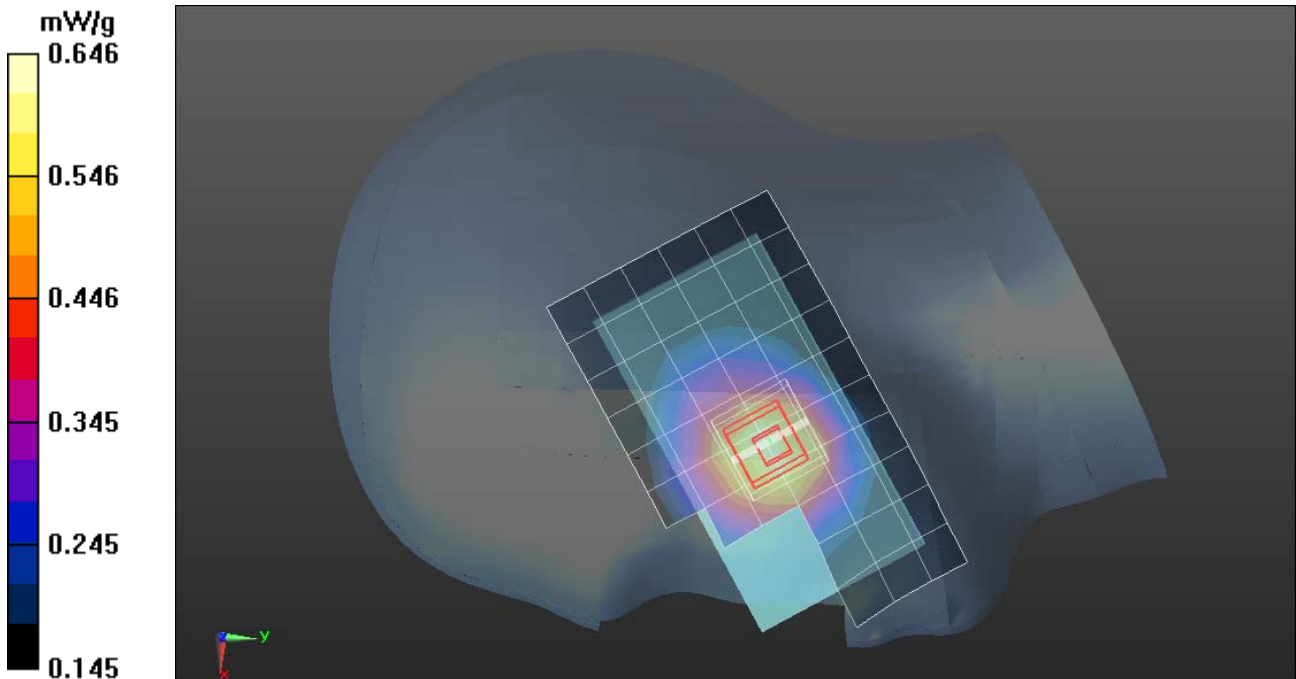
WCDMA/Right Head Cheek Middle CH4182/Zoom Scan (7x7x9)/Cube 0: Measurement grid: dx=5mm, dy=5mm, dz=3mm

Reference Value = 10.426 V/m; Power Drift = 0.04 dB

Peak SAR (extrapolated) = 0.702 W/kg

SAR(1 g) = 0.487mW/g; SAR(10 g) = 0.375 mW/g

Maximum value of SAR (measured) = 0.646 mW/g





Test Laboratory: Compliance Certification Services Inc.

May 8, 2012

WCDMA Band V-Right Head Cheek High CH4233

DUT: 3G MOBILE PHONE; Type: U-710-2; Serial: 111122221045345

Communication System: FDD WCDMA; Communication System Band: Band V; Frequency: 846.6 MHz; Communication System PAR: 0 dB

Ambient: Temperature: 21 °C Relative humidity: 58% Liquid : Temperature: 20 °C

Medium parameters used: $f = 846.6$ MHz; $\sigma = 0.89$ mho/m; $\epsilon_r = 40.98$; $\rho = 1000$ kg/m³

Phantom section: Right Section

Measurement Standard: DAS5 (IEEE/IEC/ANSI C63.19-2007)

DASY5 Configuration:

- Probe: EX3DV4 - SN3755; ConvF(8.99, 8.99, 8.99); Calibrated: 1/20/2012
- Sensor-Surface: 2.5mm (Mechanical Surface Detection)
- Electronics: DAE4 Sn1245; Calibrated: 1/11/2012
- Phantom: Twin SAM Phantom; Type: QD 000 P40 CD; Serial: 1609
- Measurement SW: DAS52 52.8.0(692); SEMCAD X 14.6.4(4989)

WCDMA Band I/Right Cheek High CH4233/Area Scan (6x10x1): Measurement grid: dx=15mm, dy=15mm

Maximum value of SAR (measured) = 0.487mW/g

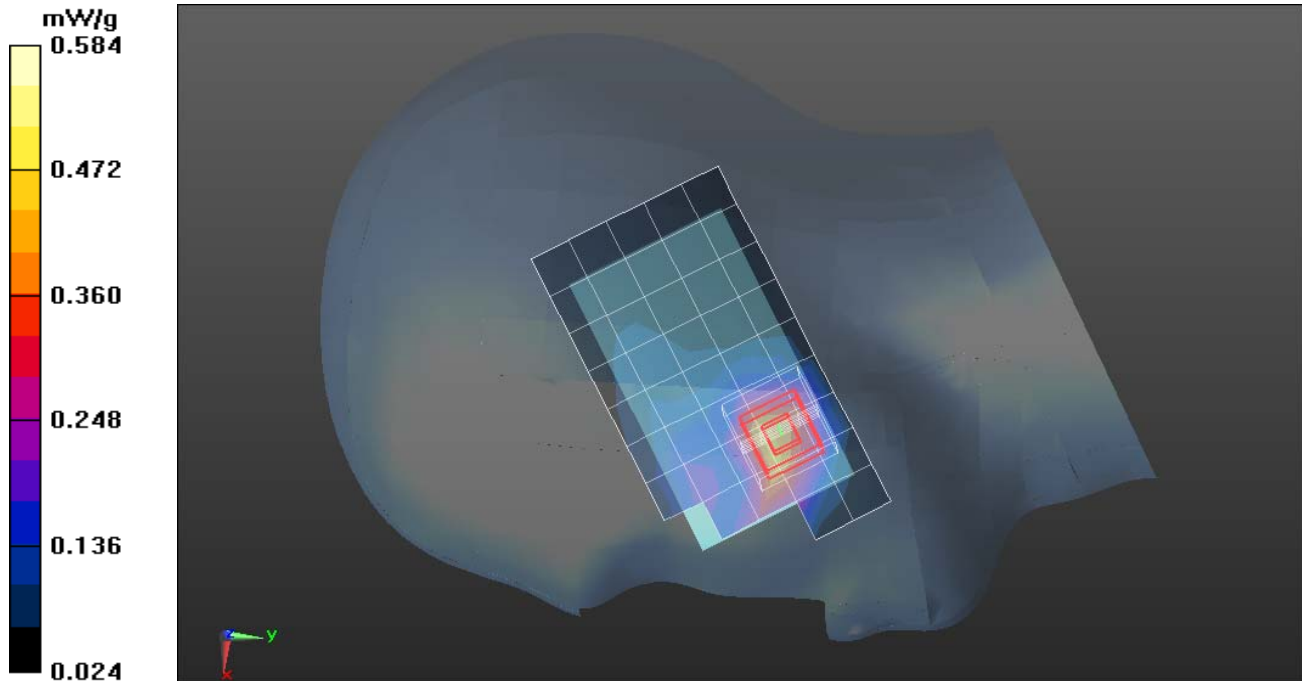
WCDMA Band I/Right Cheek High CH4233/ Zoom Scan (7x7x9)/Cube 0: Measurement grid: dx=5mm, dy=5mm, dz=3mm

Reference Value = 16.939 V/m; Power Drift = 0.05 dB

Peak SAR (extrapolated) = 1.324 W/kg

SAR(1 g) = 0.455 mW/g; SAR(10 g) = 0.239 mW/g

Maximum value of SAR (measured) = 0.584 mW/g





Test Laboratory: Compliance Certification Services Inc.

May 8, 2012

WCDMA Band V-Right Head Tilted High CH4233

DUT: 3G MOBILE PHONE; Type: U-710-2; Serial: 111122221045345

Communication System: FDD WCDMA; Communication System Band: Band V; Frequency: 846.6 MHz; Communication System PAR: 0 dB

Ambient: Temperature: 21 °C Relative humidity: 58% Liquid : Temperature: 20 °C

Medium parameters used: $f = 846.6$ MHz; $\sigma = 0.91$ mho/m; $\epsilon_r = 42.15$; $\rho = 1000$ kg/m³

Phantom section: Right Section

Measurement Standard: DASYS (IEEE/IEC/ANSI C63.19-2007)

DASY5 Configuration:

- Probe: EX3DV4 - SN3755; ConvF(8.99, 8.99, 8.99); Calibrated: 1/20/2012
- Sensor-Surface: 2.5mm (Mechanical Surface Detection)
- Electronics: DAE4 Sn1245; Calibrated: 1/11/2012
- Phantom: Twin SAM Phantom; Type: QD 000 P40 CD; Serial: 1609
- Measurement SW: DASYS 52.8.0(692); SEMCAD X 14.6.4(4989)

WCDMA Band I/Right Cheek High CH4233/Area Scan (6x10x1): Measurement grid: dx=15mm, dy=15mm

Maximum value of SAR (measured) = 0.922 mW/g


WCDMA Band I/Right Cheek High CH4233/ Zoom Scan (7x7x9)/Cube 0: Measurement grid: dx=5mm, dy=5mm, dz=3mm

Reference Value = 17.186 V/m; Power Drift = -0.0027 dB

Peak SAR (extrapolated) = 0.493 mW/g

SAR(1 g) = 0.360 mW/g; SAR(10 g) = 0.249 mW/g

Maximum value of SAR (measured) = 0.420 mW/g





Test Laboratory: Compliance Certification Services Inc.

May 8, 2012

WCDMA Band V-Left Head Cheek High CH4233

DUT: 3G MOBILE PHONE; Type: U-710-2; Serial: 111122221045345

Communication System: FDD WCDMA; Communication System Band: Band V; Frequency: 846.6 MHz; Communication System PAR: 0 dB

Ambient: Temperature: 21 °C Relative humidity: 58% Liquid : Temperature: 20 °C

Medium parameters used: $f = 846.6$ MHz; $\sigma = 0.91$ mho/m; $\epsilon_r = 42.21$; $\rho = 1000$ kg/m³

Phantom section: Left Section

Measurement Standard: DAS5 (IEEE/IEC/ANSI C63.19-2007)

DASY5 Configuration:

- Probe: EX3DV4 - SN3755; ConvF(8.99, 8.99, 8.99); Calibrated: 1/20/2012
- Sensor-Surface: 2.5mm (Mechanical Surface Detection)
- Electronics: DAE4 Sn1245; Calibrated: 1/11/2012
- Phantom: Twin SAM Phantom; Type: QD 000 P40 CD; Serial: 1609
- DASY52 52.8.0(692); SEMCAD X 14.6.4(4989)

WCDMA Band 1/Left Cheek High CH4233/Area Scan (6x10x1): Measurement grid: dx=15mm, dy=15mm

Maximum value of SAR (measured) = 0.523 mW/g


WCDMA Band 1/Left Cheek High CH4233/Zoom Scan (5x5x7)/Cube 0: Measurement grid: dx=7.5mm, dy=7.5mm, dz=5mm

Reference Value = 21.276 V/m; Power Drift = -0.01 dB

Peak SAR (extrapolated) = 0.966 W/kg

SAR(1 g) = 0.482 mW/g; SAR(10 g) = 0.311 mW/g

Maximum value of SAR (measured) = 0.703 mW/g





Test Laboratory: Compliance Certification Services Inc.

May 8, 2012

WCDMA Band V-Left Head Tilted High CH4233

DUT: 3G MOBILE PHONE; Type: U-710-2; Serial: 111122221045345

Communication System: FDD WCDMA; Communication System Band: Band V; Frequency: 846.6 MHz; Communication System PAR: 0 dB

Ambient: Temperature: 21 °C Relative humidity: 58% Liquid : Temperature: 20 °C

Medium parameters used: $f = 846.6$ MHz; $\sigma = 0.91$ mho/m; $\epsilon_r = 40.95$; $\rho = 1000$ kg/m³

Phantom section: Left Section

Measurement Standard: DASYS (IEEE/IEC/ANSI C63.19-2007)

DASY5 Configuration:

- Probe: EX3DV4 - SN3755; ConvF(8.99, 8.99, 8.99); Calibrated: 1/20/2012
- Sensor-Surface: 2.5mm (Mechanical Surface Detection)
- Electronics: DAE4 Sn1245; Calibrated: 1/11/2012
- Phantom: Twin SAM Phantom; Type: QD 000 P40 CD; Serial: 1609
- DASYS 52.8.0(692); SEMCAD X 14.6.4(4989)

WCDMA Band 1/Left Tilted High CH4233/Area Scan (6x10x1): Measurement grid: dx=15mm, dy=15mm

Maximum value of SAR (measured) = 0.707 mW/g


WCDMA Band 1/Left Tilted High CH4233/Zoom Scan (5x5x7)/Cube 0: Measurement grid: dx=7.5mm, dy=7.5mm, dz=5mm

Reference Value = 17.316 V/m; Power Drift = -0.16 dB

Peak SAR (extrapolated) = 0.764 W/kg

SAR(1 g) = 0.464 mW/g; SAR(10 g) = 0.281 mW/g

Maximum value of SAR (measured) = 0.584 mW/g





Test Laboratory: Compliance Certification Services Inc.

May 8, 2012

IEEE 802.11b-Right Head Cheek Low CH1

DUT: 3G MOBILE PHONE; Type: U-710-2; Serial: 111122221045345

Communication System: IEEE 802.11b; Communication System Band: ISM 2.4GHz Band; Frequency: 2412 MHz; Communication System PAR: 0 dB

Ambient: Temperature: 21 °C Relative humidity: 58% Liquid : Temperature: 20 °C

Medium parameters used (interpolated): $f = 2412$ MHz; $\sigma = 1.78$ mho/m; $\epsilon_r = 38.149$; $\rho = 1000$ kg/m³

Phantom section: Right Section

Measurement Standard: DASYS (IEEE/IEC/ANSI C63.19-2007)

DASY5 Configuration:

- Probe: EX3DV4 - SN3755; ConvF(7.07, 7.07, 7.07); Calibrated: 1/20/2012
- Sensor-Surface: 2.5mm (Mechanical Surface Detection)
- Electronics: DAE4 Sn1245; Calibrated: 1/11/2012
- Phantom: Twin SAM Phantom; Type: QD 000 P40 CD; Serial: 1609
- Measurement SW: DASYS 52.8.0(692); SEMCAD X 14.6.4(4989)

IEEE 802.11b/Right Cheek Low CH1/Area Scan (6x10x1): Measurement grid: dx=15mm, dy=15mm

Maximum value of SAR (measured) = 0.879 mW/g

IEEE 802.11b/Right Cheek Low CH1/Zoom Scan (7x7x9)/Cube 0:


Measurement grid: dx=5mm, dy=5mm, dz=5mm

Reference Value = 12.730 V/m; Power Drift = 0.02 dB

Peak SAR (extrapolated) = 0.962 W/kg

SAR(1 g) = 0.532 mW/g; SAR(10 g) = 0.356 mW/g

Maximum value of SAR (measured) = 0.502 mW/g





Test Laboratory: Compliance Certification Services Inc.

May 8, 2012

IEEE 802.11b-Right Head Cheek Middle CH6

DUT: 3G MOBILE PHONE; Type: U-710-2; Serial: 111122221045345

Communication System: IEEE 802.11b; Communication System Band: ISM 2.4GHz Band; Frequency: 2442 MHz; Communication System PAR: 0 dB

Ambient: Temperature: 21 °C Relative humidity: 58% Liquid : Temperature: 20 °C

Medium parameters used (interpolated): $f = 2442$ MHz; $\sigma = 1.786$ mho/m; $\epsilon_r = 37.997$; $\rho = 1000$ kg/m³

Phantom section: Right Section

Measurement Standard: DASYS (IEEE/IEC/ANSI C63.19-2007)

DASY5 Configuration:

- Probe: EX3DV4 - SN3755; ConvF(7.07, 7.07, 7.07); Calibrated: 1/20/2012
- Sensor-Surface: 2.5mm (Mechanical Surface Detection)
- Electronics: DAE4 Sn1245; Calibrated: 1/11/2012
- Phantom: Twin SAM Phantom; Type: QD 000 P40 CD; Serial: 1609
- Measurement SW: DASYS 52.8.0(692); SEMCAD X 14.6.4(4989)

IEEE 802.11b/Right Cheek Middle CH7/Area Scan (6x10x1): Measurement grid: dx=15mm, dy=15mm

Maximum value of SAR (measured) = 0.697 mW/g

IEEE 802.11b/Right Cheek Middle CH7/ Zoom Scan (7x7x9)/Cube 0:


Measurement grid: dx=5mm, dy=5mm, dz=5mm

Reference Value = 13.366 V/m; Power Drift = 0.06 dB

Peak SAR (extrapolated) = 1.273 W/kg

SAR(1 g) = 0.558 mW/g; SAR(10 g) = 0.324 mW/g

Maximum value of SAR (measured) = 1.428 mW/g





Test Laboratory: Compliance Certification Services Inc.

May 8, 2012

IEEE 802.11b-Right Head Cheek High CH11

DUT: 3G MOBILE PHONE; Type: U-710-2; Serial: 111122221045345

Communication System: IEEE 802.11b; Communication System Band: ISM 2.4GHz Band; Frequency: 2472 MHz; Communication System PAR: 0 dB

Ambient: Temperature: 21 °C Relative humidity: 58% Liquid : Temperature: 20 °C

Medium parameters used (interpolated): $f = 2472$ MHz; $\sigma = 1.77$ mho/m; $\epsilon_r = 37.772$; $\rho = 1000$ kg/m³

Phantom section: Right Section

Measurement Standard: DASYS (IEEE/IEC/ANSI C63.19-2007)

DASY5 Configuration:

- Probe: EX3DV4 - SN3755; ConvF(7.07, 7.07, 7.07); Calibrated: 1/20/2012
- Sensor-Surface: 2.5mm (Mechanical Surface Detection)
- Electronics: DAE4 Sn1245; Calibrated: 1/11/2012
- Phantom: Twin SAM Phantom; Type: QD 000 P40 CD; Serial: 1609
- Measurement SW: DASYS 52.8.0(692); SEMCAD X 14.6.4(4989)

IEEE 802.11b/Right Cheek High CH13/Area Scan (6x10x1): Measurement grid: dx=15mm, dy=15mm

Maximum value of SAR (measured) = 0.553 mW/g

IEEE 802.11b/Right Cheek High CH13/ Zoom Scan (7x7x9)/Cube 0:

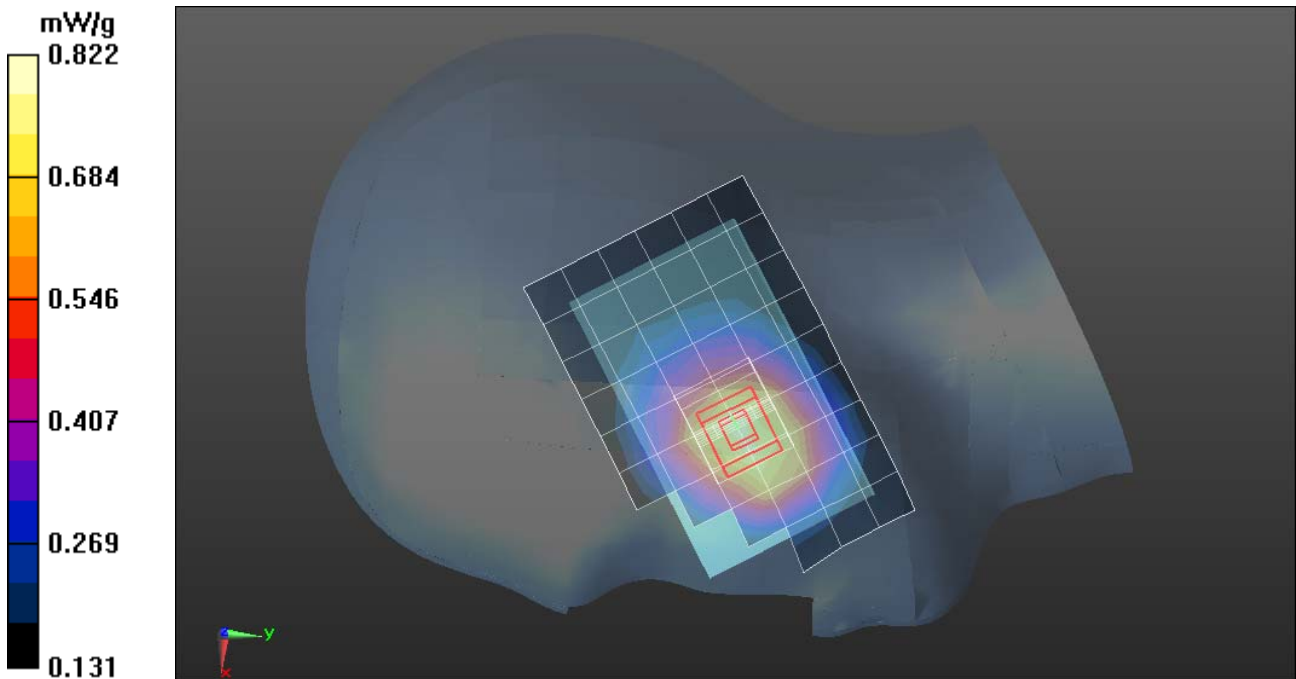
Measurement grid: dx=5mm, dy=5mm, dz=5mm

Reference Value = 12.756 V/m; Power Drift = -0.07 dB

Peak SAR (extrapolated) = 0.760 W/kg

SAR(1 g) = 0.432 mW/g; SAR(10 g) = 0.248 mW/g

Maximum value of SAR (measured) = 0.822 mW/g





Test Laboratory: Compliance Certification Services Inc.

May 8, 2012

IEEE 802.11b-Right Head Title Middle CH6

DUT: 3G MOBILE PHONE; Type: U-710-2; Serial: 111122221045345

Communication System: IEEE 802.11b; Communication System Band: ISM 2.4GHz Band; Frequency: 2442 MHz; Communication System PAR: 0 dB

Ambient: Temperature: 21 °C Relative humidity: 58% Liquid : Temperature: 20 °C

Medium parameters used (interpolated): $f = 2442$ MHz; $\sigma = 1.76$ mho/m; $\epsilon_r = 37.997$; $\rho = 1000$ kg/m³

Phantom section: Right Section

Measurement Standard: DASYS (IEEE/IEC/ANSI C63.19-2007)

DASY5 Configuration:

- Probe: EX3DV4 - SN3755; ConvF(7.07, 7.07, 7.07); Calibrated: 1/20/2012
- Sensor-Surface: 2.5mm (Mechanical Surface Detection)
- Electronics: DAE4 Sn1245; Calibrated: 1/11/2012
- Phantom: Twin SAM Phantom; Type: QD 000 P40 CD; Serial: 1609
- Measurement SW: DASYS 52.8.0(692); SEMCAD X 14.6.4(4989)

IEEE 802.11b/Right Head Title CH7/Area Scan (6x10x1):

Measurement grid: dx=15mm, dy=15mm

Maximum value of SAR (measured) = 0.264 mW/g

IEEE 802.11b/Right Head Title CH7/ Zoom Scan (7x7x9)/Cube 0:


Measurement grid: dx=5mm, dy=5mm, dz=5mm

Reference Value = 11.802 V/m; Power Drift = 0.02 dB

Peak SAR (extrapolated) = 0.364 W/kg

SAR(1 g) = 0.212 mW/g; SAR(10 g) = 0.128 mW/g

Maximum value of SAR (measured) = 0.410 mW/g





Test Laboratory: Compliance Certification Services Inc.

May 8, 2012

IEEE 802.11b-Left Head Cheek Middle CH6

DUT: 3G MOBILE PHONE; Type: U-710-2; Serial: 111122221045345

Communication System: IEEE 802.11b; Communication System Band: ISM 2.4GHz Band; Frequency: 2442 MHz; Communication System PAR: 0 dB

Ambient: Temperature: 21 °C Relative humidity: 58% Liquid : Temperature: 20 °C

Medium parameters used (interpolated): $f = 2442$ MHz; $\sigma = 1.77$ mho/m; $\epsilon_r = 37.997$; $\rho = 1000$ kg/m³

Phantom section: Right Section

Measurement Standard: DASYS (IEEE/IEC/ANSI C63.19-2007)

DASY5 Configuration:

- Probe: EX3DV4 - SN3755; ConvF(7.07, 7.07, 7.07); Calibrated: 1/20/2012
- Sensor-Surface: 2.5mm (Mechanical Surface Detection)
- Electronics: DAE4 Sn1245; Calibrated: 1/11/2012
- Phantom: Twin SAM Phantom; Type: QD 000 P40 CD; Serial: 1609
- Measurement SW: DASYS 52.8.0(692); SEMCAD X 14.6.4(4989)

IEEE 802.11b/ Left Cheek Middle CH7/Area Scan (6x10x1):

Measurement grid: dx=15mm, dy=15mm

Maximum value of SAR (measured) = 0.553 mW/g

IEEE 802.11b/ Left Cheek Middle CH7/ Zoom Scan (7x7x9)/Cube 0:


Measurement grid: dx=5mm, dy=5mm, dz=5mm

Reference Value = 11.497 V/m; Power Drift = -0.12 dB

Peak SAR (extrapolated) = 0.736 W/kg

SAR(1 g) = 0.426 mW/g; SAR(10 g) = 0.255 mW/g

Maximum value of SAR (measured) = 0.383 mW/g





Test Laboratory: Compliance Certification Services Inc.

May 8, 2012

IEEE 802.11b-Left Head Title Middle CH6

DUT: 3G MOBILE PHONE; Type: U-710-2; Serial: 111122221045345

Communication System: IEEE 802.11b; Communication System Band: ISM 2.4GHz Band; Frequency: 2442 MHz; Communication System PAR: 0 dB

Ambient: Temperature: 21 °C Relative humidity: 58% Liquid : Temperature: 20 °C

Medium parameters used (interpolated): $f = 2442$ MHz; $\sigma = 1.79$ mho/m; $\epsilon_r = 36.997$; $\rho = 1000$ kg/m³

Phantom section: Right Section

Measurement Standard: DASYS (IEEE/IEC/ANSI C63.19-2007)

DASY5 Configuration:

- Probe: EX3DV4 - SN3755; ConvF(7.07, 7.07, 7.07); Calibrated: 1/20/2012
- Sensor-Surface: 2.5mm (Mechanical Surface Detection)
- Electronics: DAE4 Sn1245; Calibrated: 1/11/2012
- Phantom: Twin SAM Phantom; Type: QD 000 P40 CD; Serial: 1609
- Measurement SW: DASYS 52.8.0(692); SEMCAD X 14.6.4(4989)

IEEE 802.11b/ Left Title Middle CH7/Area Scan (6x10x1):

Measurement grid: dx=15mm, dy=15mm

Maximum value of SAR (measured) = 0.277mW/g

IEEE 802.11b/ Left Title Middle CH7/ Zoom Scan (7x7x9)/Cube 0:


Measurement grid: dx=5mm, dy=5mm, dz=5mm

Reference Value = 11.813 V/m; Power Drift = 0.05 dB

Peak SAR (extrapolated) = 0.375 W/kg

SAR(1 g) = 0.221 mW/g; SAR(10 g) = 0.128 mW/g

Maximum value of SAR (measured) = 0.797 mW/g





SAR PLOT FOR Body-Worn



Test Laboratory: Compliance Certification Services Inc.

May 20, 2012

GSM 850-Body Up Face High CH251

DUT: 3G MOBILE PHONE; Type:U-710-2; Serial:111122221045345

Communication System: Generic GSM; Communication System Band: E-GSM 850 (824.2 - 848.8 MHz);

Frequency: 848.8 MHz; Communication System PAR: 9.03 dB

Ambient: Temperature: 21 °C Relative humidity: 58% Liquid : Temperature: 20 °C

Medium parameters used: $f = 848.8$ MHz; $\sigma = 0.96$ mho/m; $\epsilon_r = 55.628$; $\rho = 1000$ kg/m³

Phantom section: Flat Section

Measurement Standard: DASYS (IEEE/IEC/ANSI C63.19-2007)

DASY Configuration:

- Probe: EX3DV4 - SN3755; ConvF(9.07, 9.07, 9.07); Calibrated: 1/20/2012
- Sensor-Surface: 2.5mm (Mechanical Surface Detection)
- Electronics: DAE4 Sn1245; Calibrated: 1/11/2012
- Phantom: Twin SAM Phantom; Type: QD 000 P40 CD; Serial: 1609
- DASYS52 52.8.0(692); SEMCAD X 14.6.4(4989)

GSM850/Up Face High CH251/Area Scan (6x9x1): Measurement grid: dx=15mm, dy=15mm

Maximum value of SAR (measured) = 0.862 mW/g

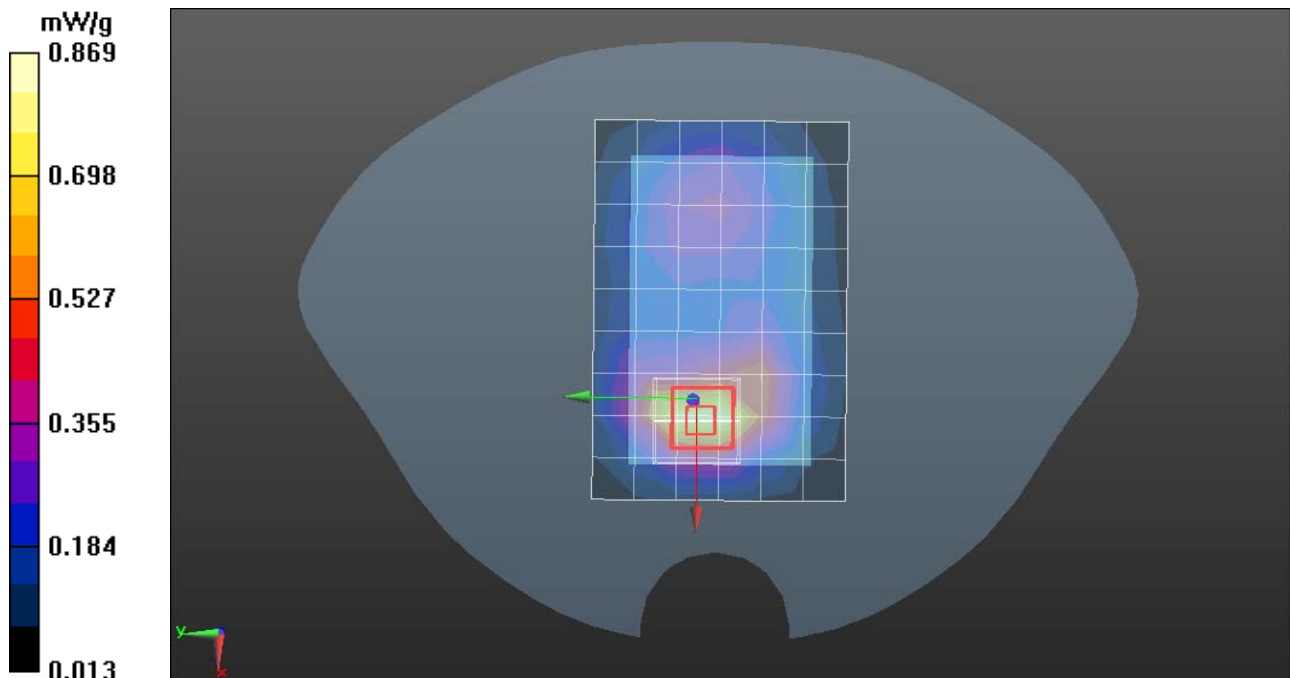
GSM850/ Up Face High CH251/Zoom Scan (7x7x9)/Cube 0: Measurement grid: dx=5mm, dy=5mm, dz=5mm

Reference Value = 22.891 V/m; Power Drift = -0.06 dB

Peak SAR (extrapolated) = 1.473 W/kg

SAR(1 g) = 0.574 mW/g; SAR(10 g) = 0.392 mW/g

Maximum value of SAR (measured) = 0.869 mW/g





Test Laboratory: Compliance Certification Services Inc.

May 20, 2012

GSM 850-Body Down Face High CH251

DUT: 3G MOBILE PHONE; Type:U-710-2; Serial:111122221045345

Communication System: Generic GSM; Communication System Band: E-GSM 850 (824.2 - 848.8 MHz);

Frequency: 848.8 MHz; Communication System PAR: 9.03 dB

Ambient: Temperature: 21 °C Relative humidity: 58% Liquid : Temperature: 20 °C

Medium parameters used: $f = 848.8$ MHz; $\sigma = 0.96$ mho/m; $\epsilon_r = 55.628$; $\rho = 1000$ kg/m³

Phantom section: Left Section

Measurement Standard: DASYS (IEEE/IEC/ANSI C63.19-2007)

DASY Configuration:

- Probe: EX3DV4 - SN3755; ConvF(9.07, 9.07, 9.07); Calibrated: 1/20/2012
- Sensor-Surface: 2.5mm (Mechanical Surface Detection)
- Electronics: DAE4 Sn1245; Calibrated: 1/11/2012
- Phantom: Twin SAM Phantom; Type: QD 000 P40 CD; Serial: 1609
- DASYS 52.8.0(692); SEMCAD X 14.6.4(4989)

GSM850/ Down Face High CH251/Area Scan (6x9x1): Measurement grid: dx=15mm, dy=15mm

Maximum value of SAR (measured) = 0.883 mW/g

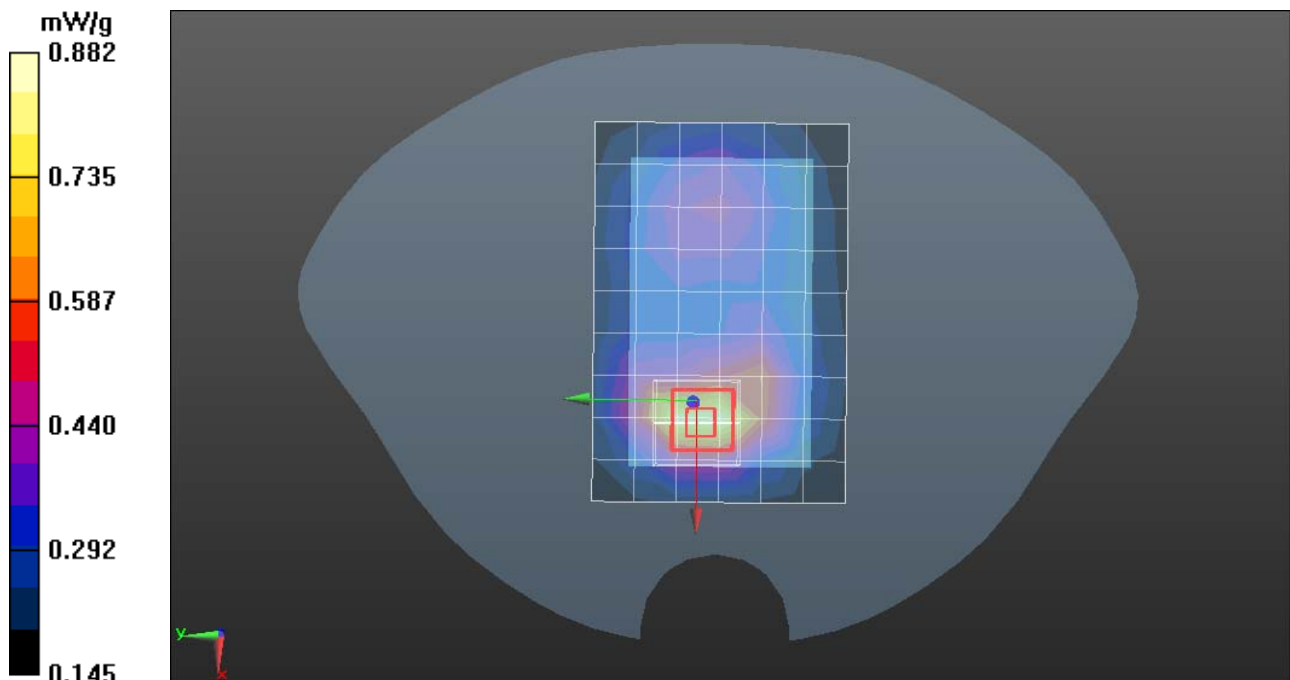
GSM850/ Down Face High CH251/Zoom Scan (7x7x9)/Cube 0: Measurement grid: dx=5mm, dy=5mm, dz=5mm

Reference Value = 23.121 V/m; Power Drift = 0.001 dB

Peak SAR (extrapolated) = 2.107 W/kg

SAR(1 g) = 0.611 mW/g; SAR(10 g) = 0.568 mW/g

Maximum value of SAR (measured) = 0.882 mW/g





Test Laboratory: Compliance Certification Services Inc.

May 20, 2012

GPRS 850-Body Up Face High CH251

DUT: 3G MOBILE PHONE; Type:U-710-2; Serial:111122221045345

Communication System: Generic GPRS; Communication System Band: E-GPRS 850 (824.2 - 848.8 MHz); Frequency: 848.8 MHz; Communication System PAR: 3.01 dB

Ambient: Temperature: 21 °C Relative humidity: 58% Liquid : Temperature: 20 °C

Medium parameters used: $f = 848.8$ MHz; $\sigma = 0.96$ mho/m; $\epsilon_r = 55.628$; $\rho = 1000$ kg/m³

Phantom section: Flat Section

Measurement Standard: DASYS (IEEE/IEC/ANSI C63.19-2007)

DASY Configuration:

- Probe: EX3DV4 - SN3755; ConvF(9.07, 9.07, 9.07); Calibrated: 1/20/2012
- Sensor-Surface: 2.5mm (Mechanical Surface Detection)
- Electronics: DAE4 Sn1245; Calibrated: 1/11/2012
- Phantom: Twin SAM Phantom; Type: QD 000 P40 CD; Serial: 1609
- DASYS 52.8.0(692); SEMCAD X 14.6.4(4989)

GPRS850/Up Face High CH251/Area Scan (6x9x1): Measurement grid: dx=15mm, dy=15mm

Maximum value of SAR (measured) = 0.738 mW/g

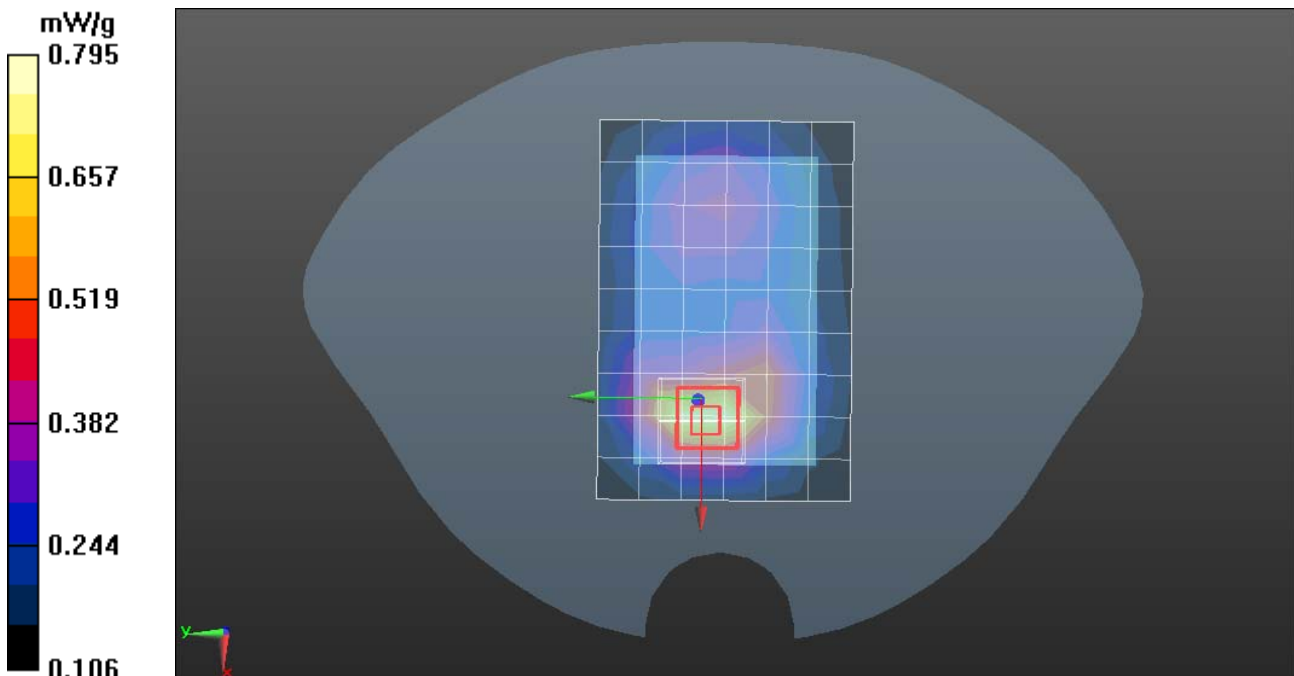
GPRS850/ Up Face High CH251/Zoom Scan (7x7x9)/Cube 0: Measurement grid: dx=5mm, dy=5mm, dz=5mm

Reference Value = 20.991 V/m; Power Drift = -0.16 dB

Peak SAR (extrapolated) = 1.473 W/kg

SAR(1 g) = 0.508 mW/g; SAR(10 g) = 0.379 mW/g

Maximum value of SAR (measured) = 0.795 mW/g





Test Laboratory: Compliance Certification Services Inc.

May 20, 2012

GPRS 850-Body Down Face High CH251

DUT: 3G MOBILE PHONE; Type:U-710-2; Serial:111122221045345

Communication System: Generic GPRS; Communication System Band: E-GPRS 850 (824.2 - 848.8 MHz); Frequency: 848.8 MHz; Communication System PAR: 3.01 dB

Ambient: Temperature: 21 °C Relative humidity: 58% Liquid : Temperature: 20 °C

Medium parameters used: $f = 848.8$ MHz; $\sigma = 0.96$ mho/m; $\epsilon_r = 55.628$; $\rho = 1000$ kg/m³

Phantom section: Left Section

Measurement Standard: DASYS (IEEE/IEC/ANSI C63.19-2007)

DASY Configuration:

- Probe: EX3DV4 - SN3755; ConvF(9.07, 9.07, 9.07); Calibrated: 1/20/2012
- Sensor-Surface: 2.5mm (Mechanical Surface Detection)
- Electronics: DAE4 Sn1245; Calibrated: 1/11/2012
- Phantom: Twin SAM Phantom; Type: QD 000 P40 CD; Serial: 1609
- DASYS 52.8.0(692); SEMCAD X 14.6.4(4989)

GPRS850/ Down Face High CH251/Area Scan (6x9x1): Measurement grid: dx=15mm, dy=15mm

Maximum value of SAR (measured) = 0.871 mW/g

GPRS850/ Down Face High CH251/Zoom Scan (7x7x9)/Cube 0: Measurement grid: dx=5mm, dy=5mm, dz=5mm

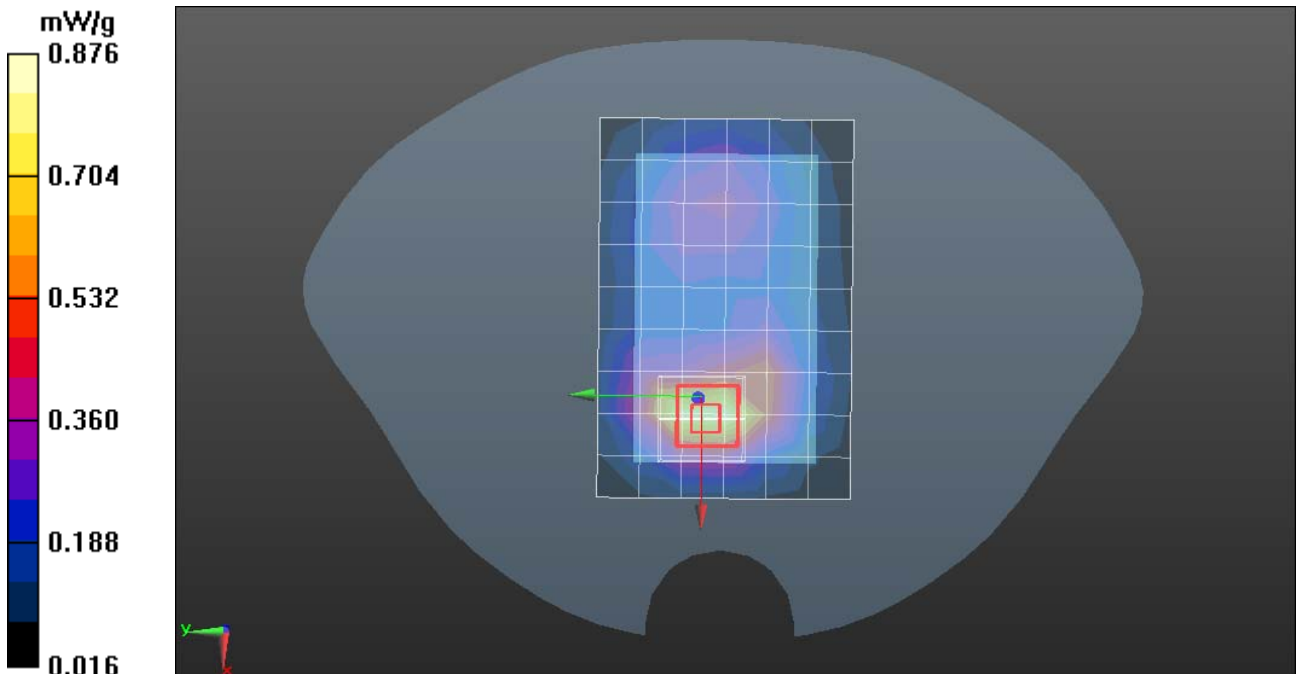
Reference Value = 23.156 V/m; Power Drift = 0.08 dB

Peak SAR (extrapolated) = 2.107 W/kg

Peak SAR (extrapolated) = 2.107 W/kg

SAR(1 g) = 0.583 mW/g; SAR(10 g) = 0.457 mW/g

Maximum value of SAR (measured) = 0.876 mW/g





Test Laboratory: Compliance Certification Services Inc.

May 20, 2012

GSM1900-Body Up Face High CH810

DUT: 3G MOBILE PHONE; Type:U-710-2; Serial:111122221045345

Communication System: Generic GSM; Communication System Band: GSM 1900 (1850.0 - 1910.0 MHz);

Frequency: 1909.8 MHz; Communication System PAR: 9.03dB

Ambient: Temperature: 21 °C Relative humidity: 58% Liquid : Temperature: 20 °C

Medium parameters used: $f = 1909.8$ MHz; $\sigma = 1.56$ mho/m; $\epsilon_r = 54.2$; $\rho = 1000$ kg/m³

Phantom section: Flat Section

Measurement Standard: DASYS (IEEE/IEC/ANSI C63.19-2007)

DASY Configuration:

- Probe: EX3DV4 - SN3755; ConvF(7.23, 7.23, 7.23); Calibrated: 1/20/2012
- Sensor-Surface: 2.5mm (Mechanical Surface Detection)
- Electronics: DAE4 Sn1245; Calibrated: 1/11/2012
- Phantom: Twin SAM Phantom; Type: QD 000 P40 CD; Serial: 1609
- DASYS 52.8.0(692); SEMCAD X 14.6.4(4989)

GSM1900/ Up Face High CH810/Area Scan (7x9x1): Measurement grid: dx=15mm, dy=15mm

Maximum value of SAR (interpolated) = 0.897 mW/g

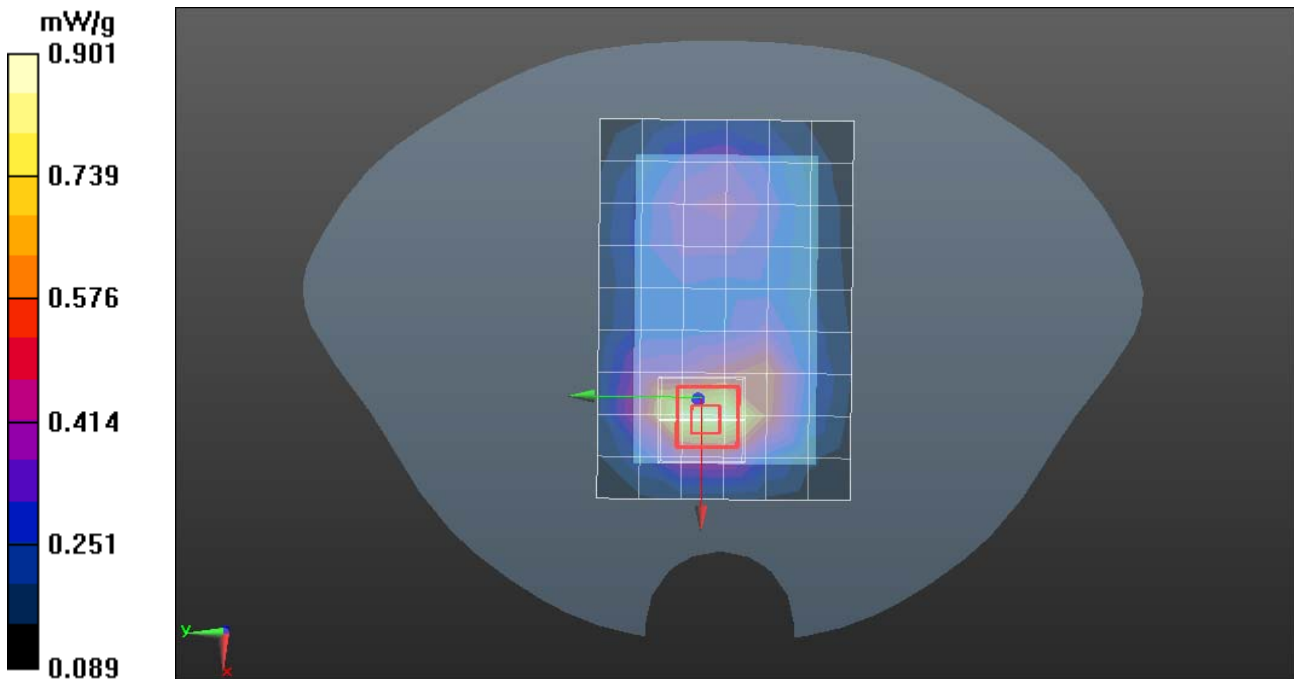
GSM1900/ Up Face High CH810/Zoom Scan (7x7x9)/Cube 0: Measurement grid: dx=5mm, dy=5mm, dz=5mm

Reference Value = 27.486 V/m; Power Drift = -0.103 dB

Peak SAR (extrapolated) = 1.883mW/g

SAR(1 g) = 0.523 mW/g; SAR(10 g) = 0.375 mW/g

Maximum value of SAR (measured) = 0.901 mW/g





Test Laboratory: Compliance Certification Services Inc.

May 20, 2012

GSM1900-Body Down Face High CH810

DUT: 3G MOBILE PHONE; Type:U-710-2; Serial:111122221045345

Communication System: Generic GSM; Communication System Band: GSM 1900 (1850.0 - 1910.0 MHz);

Frequency: 1909.8 MHz; Communication System PAR: 9.03dB

Ambient: Temperature: 21 °C Relative humidity: 58% Liquid : Temperature: 20 °C

Medium parameters used: $f = 1909.8$ MHz; $\sigma = 1.56$ mho/m; $\epsilon_r = 54.2$; $\rho = 1000$ kg/m³

Phantom section: Flat Section

Measurement Standard: DASYS (IEEE/IEC/ANSI C63.19-2007)

DASY Configuration:

- Probe: EX3DV4 - SN3755; ConvF(7.23, 7.23, 7.23); Calibrated: 1/20/2012
- Sensor-Surface: 2.5mm (Mechanical Surface Detection)
- Electronics: DAE4 Sn1245; Calibrated: 1/11/2012
- Phantom: Twin SAM Phantom; Type: QD 000 P40 CD; Serial: 1609
- DASYS 52.8.0(692); SEMCAD X 14.6.4(4989)

GSM1900/ Down Face High CH810/Area Scan (7x9x1): Measurement grid: dx=15mm, dy=15mm

Maximum value of SAR (interpolated) = 0.819 mW/g

GSM1900/ Down Face High CH810/Zoom Scan (7x7x9)/Cube 0: Measurement grid: dx=5mm,

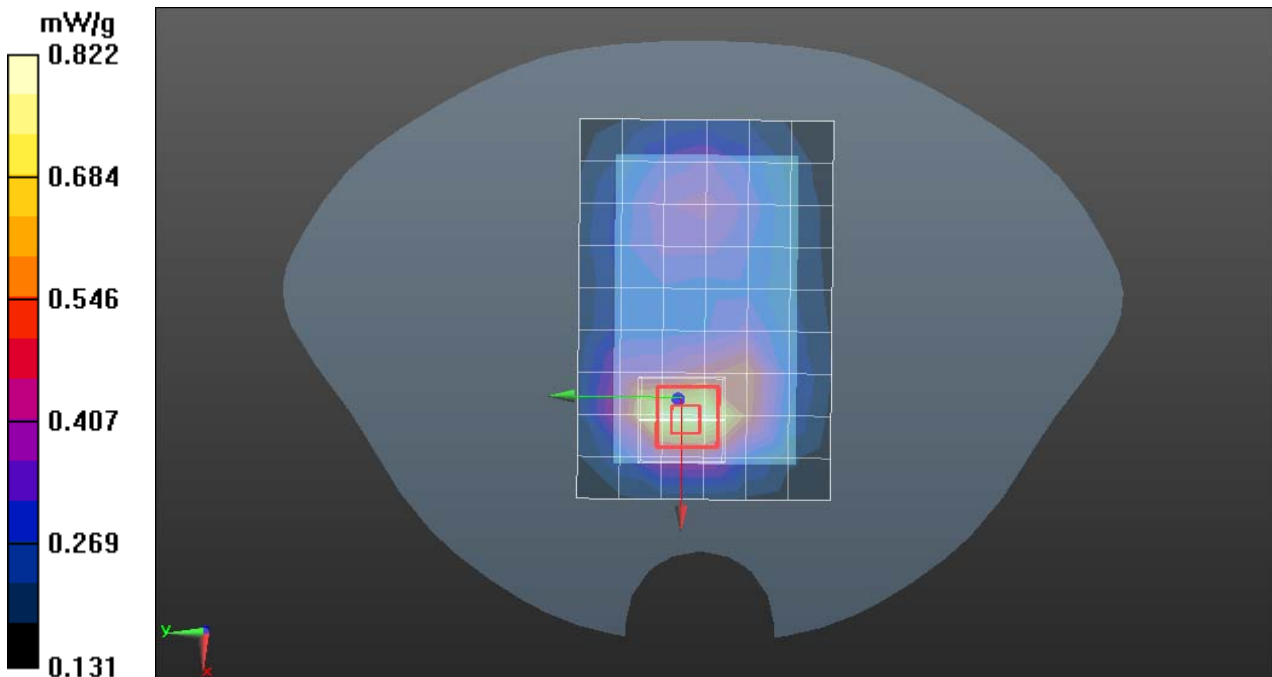
dy=5mm, dz=5mm

Reference Value = 38.446 V/m; Power Drift = -0.13 dB

Peak SAR (extrapolated) = 1.757 mW/g

SAR(1 g) = 0.569mW/g; SAR(10 g) = 0.362 mW/g

Maximum value of SAR (measured) = 0.822 mW/g





Test Laboratory: Compliance Certification Services Inc.

May 20, 2012

GPRS1900-Body Up Face High CH810

DUT: 3G MOBILE PHONE; Type:U-710-2; Serial:111122221045345

Communication System: Generic GPRS; Communication System Band: GPRS 1900 (1850.0 - 1910.0 MHz); Frequency: 1909.8 MHz; Communication System PAR: 9.03dB

Ambient: Temperature: 21 °C Relative humidity: 58% Liquid : Temperature: 20 °C

Medium parameters used: $f = 1909.8 \text{ MHz}$; $\sigma = 1.56 \text{ mho/m}$; $\epsilon_r = 54.2$; $\rho = 1000 \text{ kg/m}^3$

Phantom section: Flat Section

Measurement Standard: DASYS (IEEE/IEC/ANSI C63.19-2007)

DASY Configuration:

- Probe: EX3DV4 - SN3755; ConvF(7.23, 7.23, 7.23); Calibrated: 1/20/2012
- Sensor-Surface: 2.5mm (Mechanical Surface Detection)
- Electronics: DAE4 Sn1245; Calibrated: 1/11/2012
- Phantom: Twin SAM Phantom; Type: QD 000 P40 CD; Serial: 1609
- DASYS 52.8.0(692); SEMCAD X 14.6.4(4989)

GPRS1900/ Up Face High CH810/Area Scan (7x9x1): Measurement grid: dx=15mm, dy=15mm

Maximum value of SAR (interpolated) = 0.698 mW/g

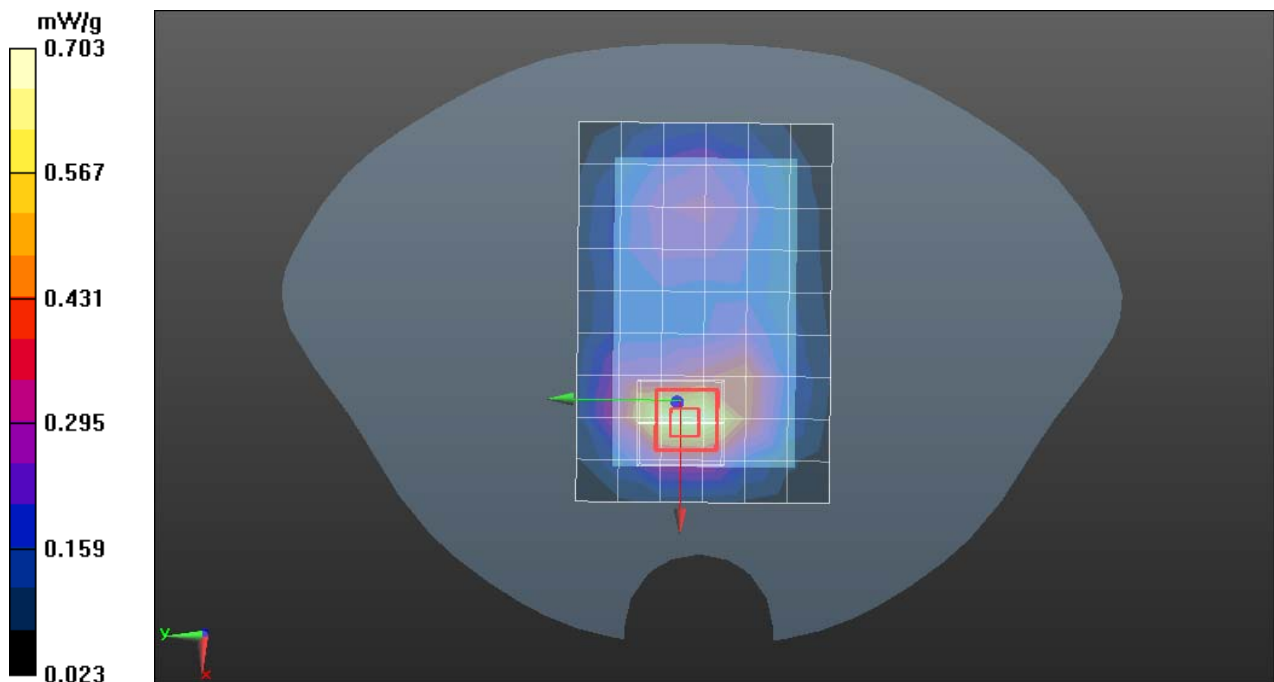
GPRS1900/ Up Face High CH810/Zoom Scan (7x7x9)/Cube 0: Measurement grid: dx=5mm, dy=5mm, dz=5mm

Reference Value = 25.966 V/m; Power Drift = -0.013 dB

Peak SAR (extrapolated) = 1.103mW/g

SAR(1 g) = 0.415 mW/g; SAR(10 g) = 0.328 mW/g

Maximum value of SAR (measured) = 0.703mW/g





Test Laboratory: Compliance Certification Services Inc.

May 20, 2012

GPRS1900-Body Down Face High CH810

DUT: 3G MOBILE PHONE; Type:U-710-2; Serial:111122221045345

Communication System: Generic GPRS; Communication System Band: GPRS 1900 (1850.0 - 1910.0 MHz); Frequency: 1909.8 MHz; Communication System PAR: 9.03dB

Ambient: Temperature: 21 °C Relative humidity: 58% Liquid : Temperature: 20 °C

Medium parameters used: $f = 1909.8$ MHz; $\sigma = 1.56$ mho/m; $\epsilon_r = 54.2$; $\rho = 1000$ kg/m³

Phantom section: Flat Section

Measurement Standard: DASYS (IEEE/IEC/ANSI C63.19-2007)

DASY Configuration:

- Probe: EX3DV4 - SN3755; ConvF(7.23, 7.23, 7.23); Calibrated: 1/20/2012
- Sensor-Surface: 2.5mm (Mechanical Surface Detection)
- Electronics: DAE4 Sn1245; Calibrated: 1/11/2012
- Phantom: Twin SAM Phantom; Type: QD 000 P40 CD; Serial: 1609
- DASY52 52.8.0(692); SEMCAD X 14.6.4(4989)

GPRS1900/ Down Face High CH810/Area Scan (7x9x1): Measurement grid: dx=15mm, dy=15mm

Maximum value of SAR (interpolated) = 0.795 mW/g

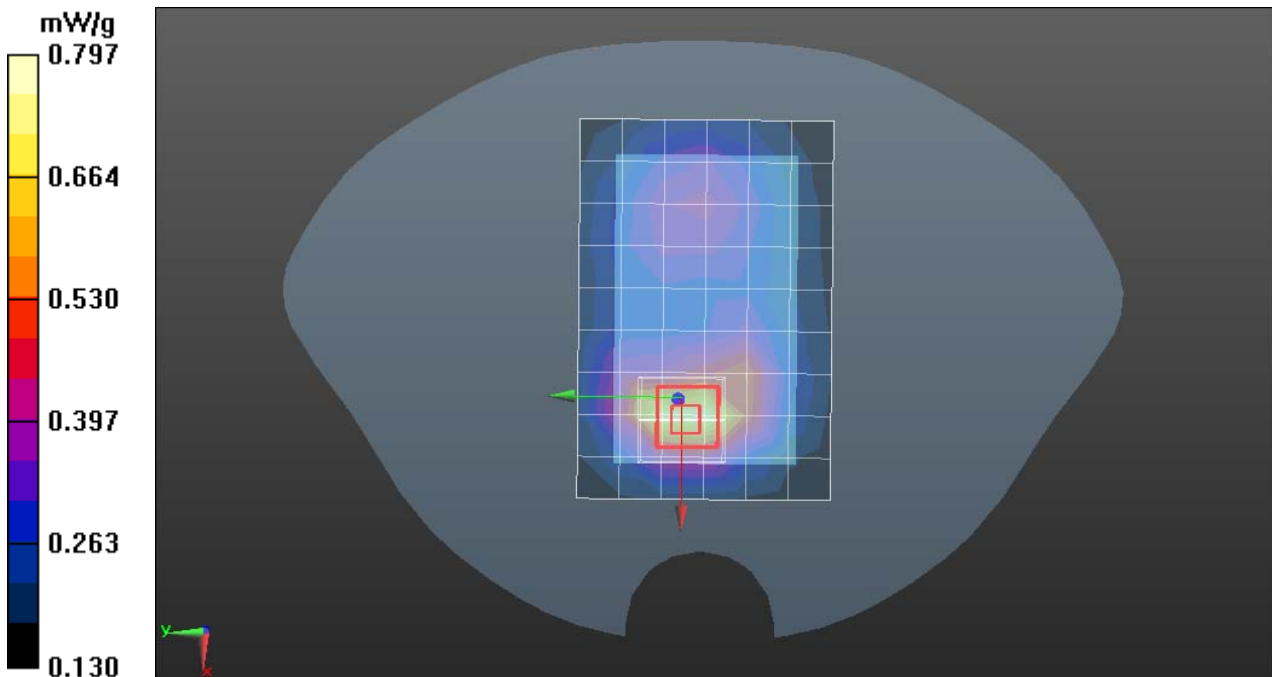
GPRS1900/ Down Face High CH810/Zoom Scan (7x7x9)/Cube 0: Measurement grid: dx=5mm, dy=5mm, dz=5mm

Reference Value = 25.446 V/m; Power Drift = -0.13 dB

Peak SAR (extrapolated) = 1.287 mW/g

SAR(1 g) = 0.497mW/g; SAR(10 g) = 0.358 mW/g

Maximum value of SAR (measured) = 0.797mW/g





Test Laboratory: Compliance Certification Services Inc.

May 20, 2012

WCDMA Band V-Body Up Face High CH4233

DUT: 3G MOBILE PHONE; Type: U-710-2; Serial: 111122221045345

Communication System: FDD WCDMA; Communication System Band: Band V; Frequency: 846.6 MHz; Communication System PAR: 0 dB

Ambient: Temperature: 21 °C Relative humidity: 58% Liquid : Temperature: 20 °C

Medium parameters used: $f = 846.6$ MHz; $\sigma = 1.56$ mho/m; $\epsilon_r = 54.2$; $\rho = 1000$ kg/m³

Phantom section: Flat Section

Measurement Standard: DASYS (IEEE/IEC/ANSI C63.19-2007)

DASY5 Configuration:

- Probe: EX3DV4 - SN3755; ConvF(9.07, 9.07, 9.07); Calibrated: 1/20/2012
- Sensor-Surface: 2.5mm (Mechanical Surface Detection)
- Electronics: DAE4 Sn1245; Calibrated: 1/11/2012
- Phantom: Twin SAM Phantom; Type: QD 000 P40 CD; Serial: 1609
- Measurement SW: DASYS 52.8.0(692); SEMCAD X 14.6.4(4989)

WCDMA Band V/Body Up Face High CH4233/Area Scan (7x10x1): Measurement grid: dx=15mm, dy=15mm

Maximum value of SAR (measured) = 0.932 mW/g

WCDMA Band V/Body Up Face High CH4233/ Zoom Scan (7x7x9)/Cube 0: Measurement grid:

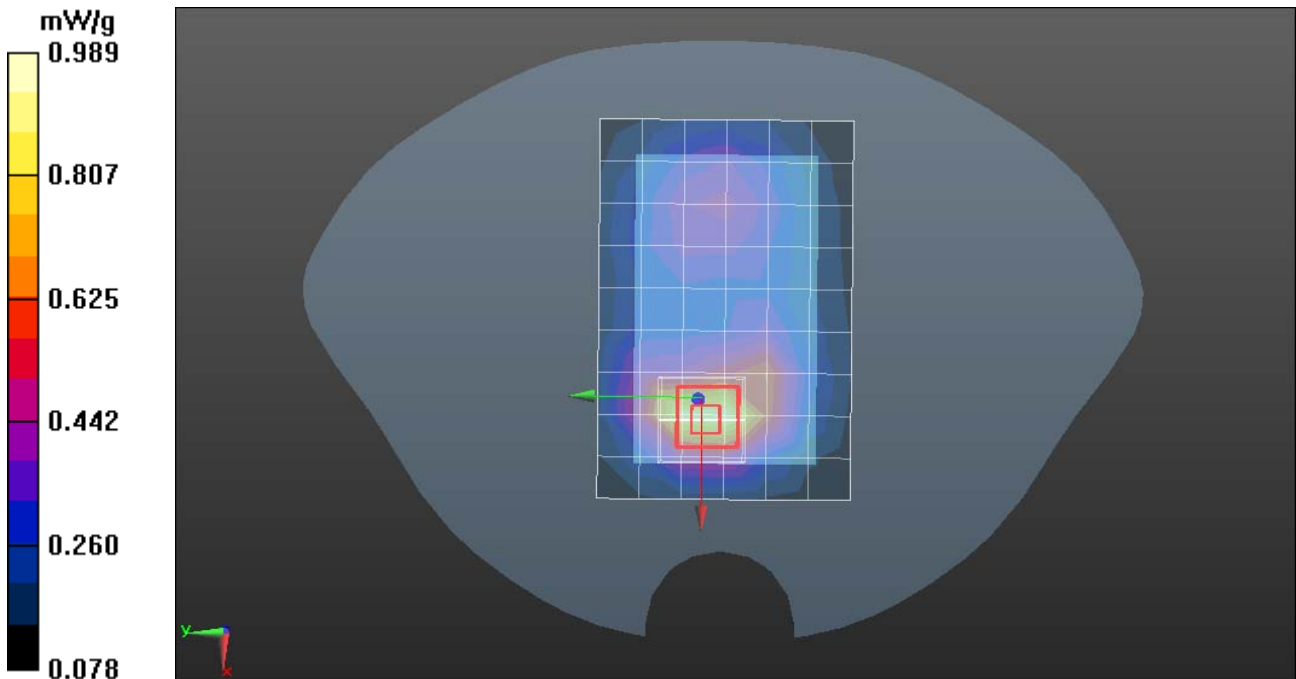
dx=5mm, dy=5mm, dz=5mm

Reference Value = 27.939 V/m; Power Drift = 0.05 dB

Peak SAR (extrapolated) = 2.864 W/kg

SAR(1 g) = 0.523 mW/g; SAR(10 g) = 0.405 mW/g

Maximum value of SAR (measured) = 0.989 mW/g





Test Laboratory: Compliance Certification Services Inc.

May 20, 2012

WCDMA Band V-Body Down Face High CH4233

DUT: 3G MOBILE PHONE; Type: U-710-2; Serial: 111122221045345

Communication System: FDD WCDMA; Communication System Band: Band V; Frequency: 846.6 MHz; Communication System PAR: 0 dB

Ambient: Temperature: 21 °C Relative humidity: 58% Liquid : Temperature: 20 °C

Medium parameters used: $f = 846.6$ MHz; $\sigma = 1.56$ mho/m; $\epsilon_r = 54.2$; $\rho = 1000$ kg/m³

Phantom section: Flat Section

Measurement Standard: DASYS (IEEE/IEC/ANSI C63.19-2007)

DASY5 Configuration:

- Probe: EX3DV4 - SN3755; ConvF(9.07, 9.07, 9.07); Calibrated: 1/20/2012
- Sensor-Surface: 2.5mm (Mechanical Surface Detection)
- Electronics: DAE4 Sn1245; Calibrated: 1/11/2012
- Phantom: Twin SAM Phantom; Type: QD 000 P40 CD; Serial: 1609
- Measurement SW: DASYS 52.8.0(692); SEMCAD X 14.6.4(4989)

WCDMA Band V/Body Down Face High CH4233/Area Scan (7x10x1): Measurement grid: dx=15mm, dy=15mm

Maximum value of SAR (measured) = 1.003 mW/g

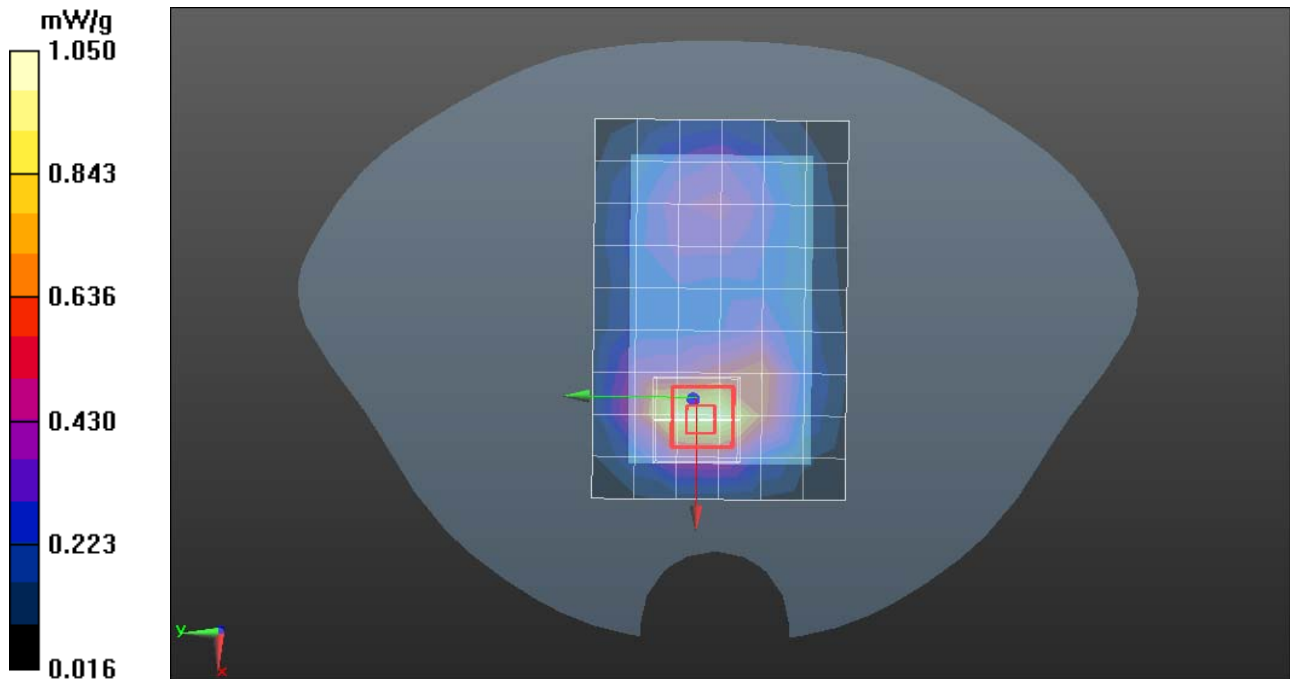
WCDMA Band V/Body Down Face High CH4233/ Zoom Scan (7x7x9)/Cube 0: Measurement grid: dx=5mm, dy=5mm, dz=5mm

Reference Value = 28.789 V/m; Power Drift = 0.015 dB

Peak SAR (extrapolated) = 1.624 W/kg

SAR(1 g) = 0.633 mW/g; SAR(10 g) = 0.429 mW/g

Maximum value of SAR (measured) = 1.050 mW/g





Test Laboratory: Compliance Certification Services Inc.

May 20, 2012

IEEE 802.11b- Body Up Face Middle CH6

DUT: 3G MOBILE PHONE; Type: U-710-2; Serial: 111122221045345

Communication System: IEEE 802.11b; Communication System Band: ISM 2.4GHz Band; Frequency: 2437 MHz; Communication System PAR: 0 dB

Ambient: Temperature: 21 °C Relative humidity: 58% Liquid : Temperature: 20 °C

Medium parameters used (interpolated): $f = 2437$ MHz; $\sigma = 1.99$ mho/m; $\epsilon_r = 53.21$; $\rho = 1000$ kg/m³

Phantom section: Flat Section

Measurement Standard: DASYS (IEEE/IEC/ANSI C63.19-2007)

DASY5 Configuration:

- Probe: EX3DV4 - SN3755; ConvF(7.06, 7.06, 7.06); Calibrated: 1/20/2012
- Sensor-Surface: 2.5mm (Mechanical Surface Detection)
- Electronics: DAE4 Sn1245; Calibrated: 1/11/2012
- Phantom: Twin SAM Phantom; Type: QD 000 P40 CD; Serial: 1609
- Measurement SW: DASYS 52.8.0(692); SEMCAD X 14.6.4(4989)

IEEE 802.11b/ Body Up Face Middle CH6/Area Scan (6x10x1):

Measurement grid: dx=15mm, dy=15mm

Maximum value of SAR (measured) = 0.698 mW/g

IEEE 802.11b/ Body Up Face Middle CH6/ Zoom Scan (7x7x9)/Cube 0:

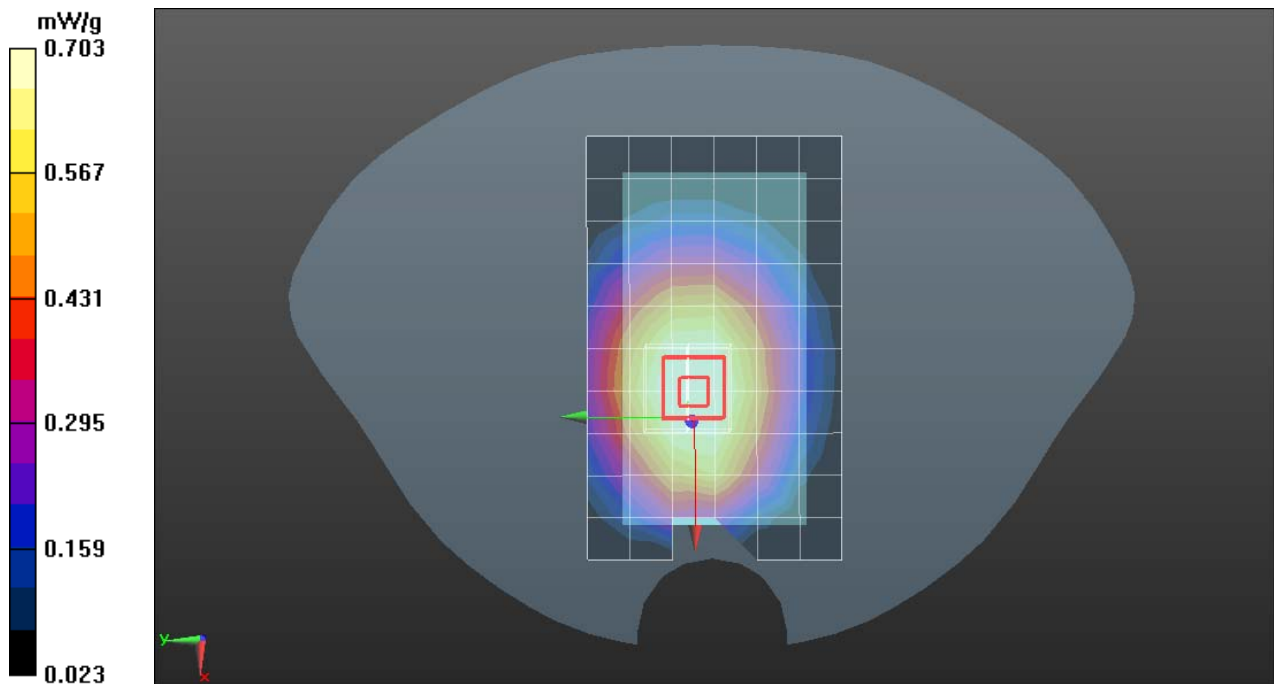
Measurement grid: dx=5mm, dy=5mm, dz=5mm

Reference Value = 24.317 V/m; Power Drift = -0.02 dB

Peak SAR (extrapolated) = 1.802 W/kg

SAR(1 g) = 0.482 mW/g; SAR(10 g) = 0.301 mW/g

Maximum value of SAR (measured) = 0.703mW/g





Test Laboratory: Compliance Certification Services Inc.

May 20, 2012

IEEE 802.11b- Body Down Face Middle CH6

DUT: 3G MOBILE PHONE; Type: U-710-2; Serial: 111122221045345

Communication System: IEEE 802.11b; Communication System Band: ISM 2.4GHz Band; Frequency: 2437 MHz; Communication System PAR: 0 dB

Ambient: Temperature: 21 °C Relative humidity: 58% Liquid : Temperature: 20 °C

Medium parameters used (interpolated): $f = 2437$ MHz; $\sigma = 1.99$ mho/m; $\epsilon_r = 53.21$; $\rho = 1000$ kg/m³

Phantom section: Flat Section

Measurement Standard: DASYS (IEEE/IEC/ANSI C63.19-2007)

DASY5 Configuration:

- Probe: EX3DV4 - SN3755; ConvF(7.06, 7.06, 7.06); Calibrated: 1/20/2012
- Sensor-Surface: 2.5mm (Mechanical Surface Detection)
- Electronics: DAE4 Sn1245; Calibrated: 1/11/2012
- Phantom: Twin SAM Phantom; Type: QD 000 P40 CD; Serial: 1609
- Measurement SW: DASYS 52.8.0(692); SEMCAD X 14.6.4(4989)

IEEE 802.11b/ Body Down Face Middle CH6/Area Scan (6x10x1):

Measurement grid: dx=15mm, dy=15mm

Maximum value of SAR (measured) = 0.679 mW/g

IEEE 802.11b/ Body Down Face Middle CH6/ Zoom Scan (7x7x9)/Cube 0:

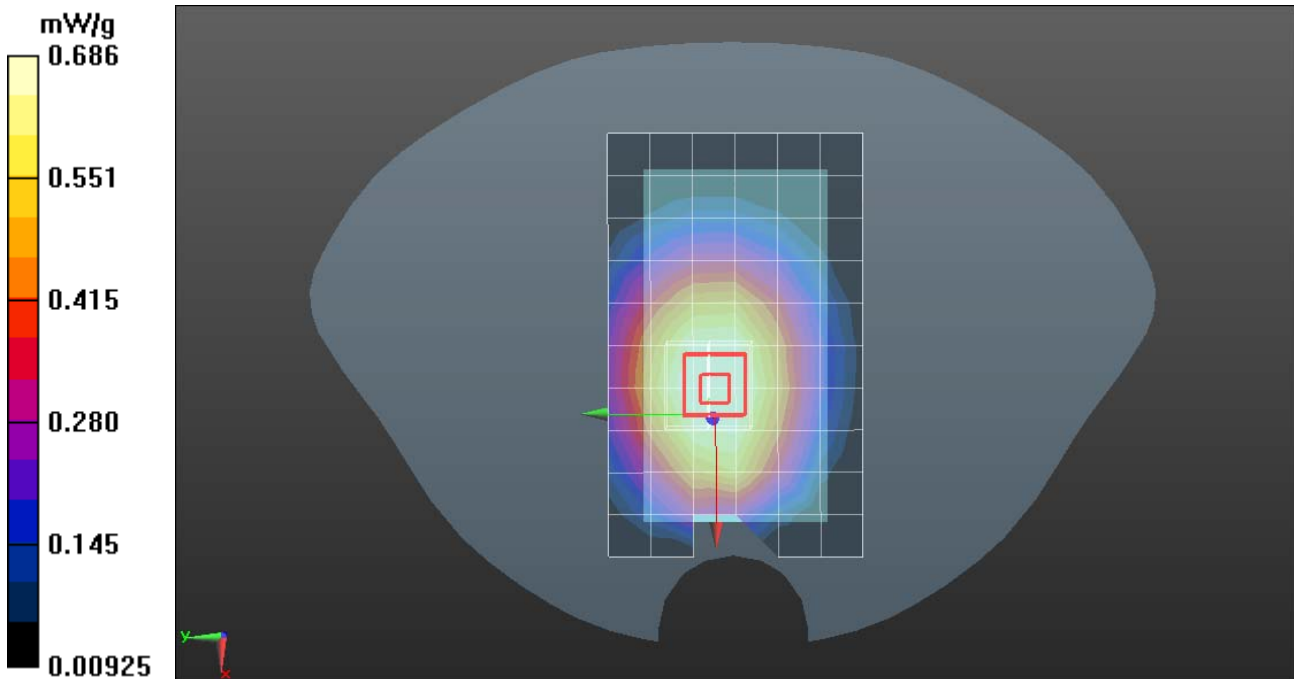
Measurement grid: dx=5mm, dy=5mm, dz=5mm

Reference Value = 23.651 V/m; Power Drift = -0.025 dB

Peak SAR (extrapolated) = 1.502 W/kg

SAR(1 g) = 0.582 mW/g; SAR(10 g) = 0.3759 mW/g

Maximum value of SAR (measured) = 0.686 mW/g





SAR Plot for Body (Hotspot)



Test Laboratory: Compliance Certification Services Inc.

May 20, 2012

GSM 850-Body Up Face High CH251

DUT: 3G MOBILE PHONE; Type:U-710-2; Serial:111122221045345

Communication System: Generic GSM; Communication System Band: E-GSM 850 (824.2 - 848.8 MHz);

Frequency: 848.8 MHz; Communication System PAR: 9.03 dB

Ambient: Temperature: 21 °C Relative humidity: 58% Liquid : Temperature: 20 °C

Medium parameters used: $f = 848.8$ MHz; $\sigma = 0.96$ mho/m; $\epsilon_r = 55.628$; $\rho = 1000$ kg/m³

Phantom section: Flat Section

Measurement Standard: DASYS (IEEE/IEC/ANSI C63.19-2007)

DASY Configuration:

- Probe: EX3DV4 - SN3755; ConvF(9.07, 9.07, 9.07); Calibrated: 1/20/2012
- Sensor-Surface: 2.5mm (Mechanical Surface Detection)
- Electronics: DAE4 Sn1245; Calibrated: 1/11/2012
- Phantom: Twin SAM Phantom; Type: QD 000 P40 CD; Serial: 1609
- DASYS52 52.8.0(692); SEMCAD X 14.6.4(4989)

GSM850/Up Face High CH251/Area Scan (6x9x1): Measurement grid: dx=15mm, dy=15mm

Maximum value of SAR (measured) = 0.638 mW/g

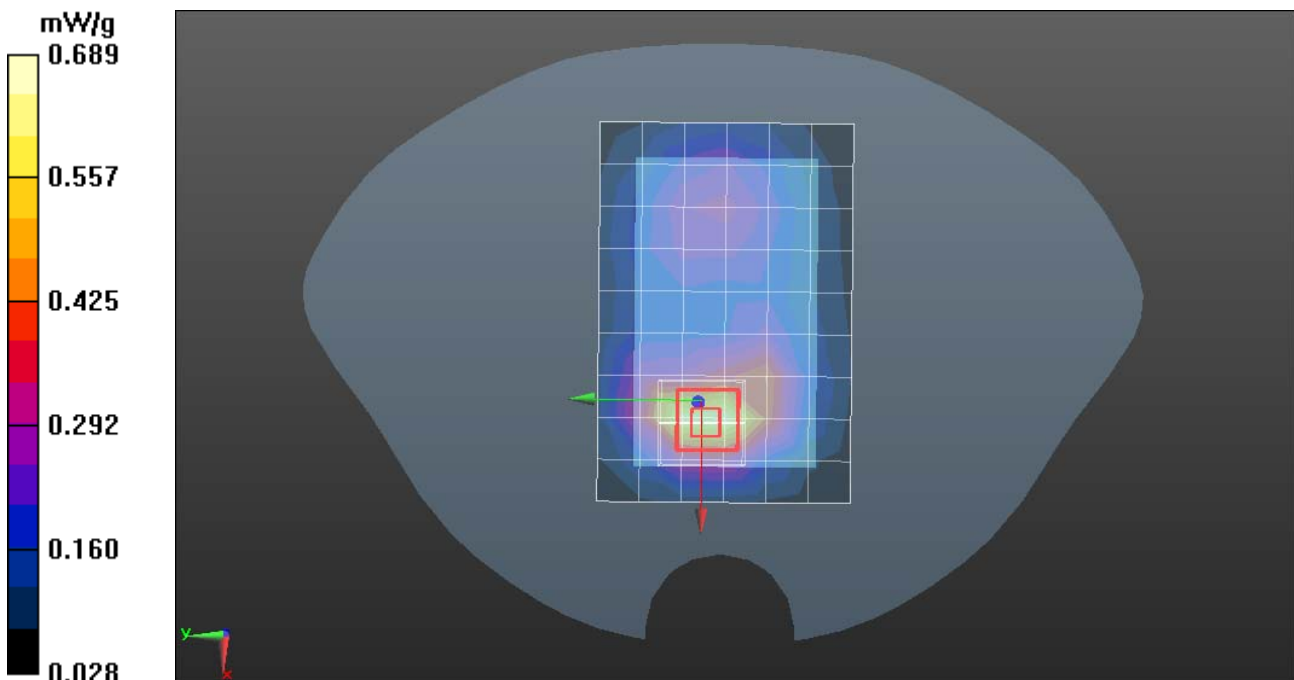
GSM850/ Up Face High CH251/Zoom Scan (7x7x9)/Cube 0: Measurement grid: dx=5mm, dy=5mm, dz=5mm

Reference Value = 20.891 V/m; Power Drift = -0.16 dB

Peak SAR (extrapolated) = 1.003 W/kg

SAR(1 g) = 0.526 mW/g; SAR(10 g) = 0.387 mW/g

Maximum value of SAR (measured) = 0.689 mW/g





Test Laboratory: Compliance Certification Services Inc.

May 20, 2012

GSM 850-Body Down Face High CH251

DUT: 3G MOBILE PHONE; Type:U-710-2; Serial:111122221045345

Communication System: Generic GSM; Communication System Band: E-GSM 850 (824.2 - 848.8 MHz);

Frequency: 848.8 MHz; Communication System PAR: 9.03 dB

Ambient: Temperature: 21 °C Relative humidity: 58% Liquid : Temperature: 20 °C

Medium parameters used: $f = 848.8$ MHz; $\sigma = 0.96$ mho/m; $\epsilon_r = 55.628$; $\rho = 1000$ kg/m³

Phantom section: Left Section

Measurement Standard: DASYS (IEEE/IEC/ANSI C63.19-2007)

DASY Configuration:

- Probe: EX3DV4 - SN3755; ConvF(9.07, 9.07, 9.07); Calibrated: 1/20/2012
- Sensor-Surface: 2.5mm (Mechanical Surface Detection)
- Electronics: DAE4 Sn1245; Calibrated: 1/11/2012
- Phantom: Twin SAM Phantom; Type: QD 000 P40 CD; Serial: 1609
- DASYS 52.8.0(692); SEMCAD X 14.6.4(4989)

GSM850/ Down Face High CH251/Area Scan (6x9x1): Measurement grid: dx=15mm, dy=15mm

Maximum value of SAR (measured) = 0.833 mW/g

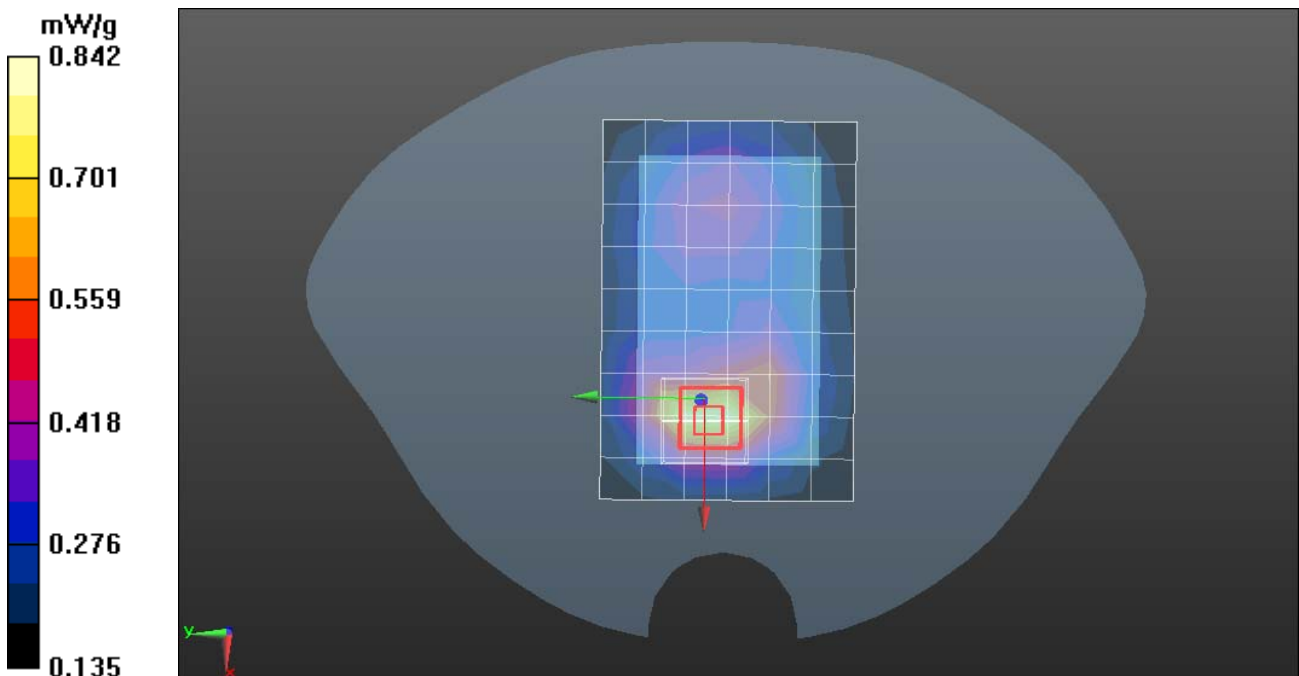
GSM850/ Down Face High CH251/Zoom Scan (7x7x9)/Cube 0: Measurement grid: dx=5mm, dy=5mm, dz=5mm

Reference Value = 20.121 V/m; Power Drift = 0.01 dB

Peak SAR (extrapolated) = 2.007 W/kg

SAR(1 g) = 0.601 mW/g; SAR(10 g) = 0.552 mW/g

Maximum value of SAR (measured) = 0.842 mW/g





Test Laboratory: Compliance Certification Services Inc.

May 20, 2012

GSM 850- Body Rear Side High CH251

DUT: 3G MOBILE PHONE; Type:U-710-2; Serial:111122221045345

Communication System: Generic GSM; Communication System Band: E-GSM 850 (824.2 - 848.8 MHz);

Frequency: 848.8 MHz; Communication System PAR: 9.03 dB

Ambient: Temperature: 21 °C Relative humidity: 58% Liquid : Temperature: 20 °C

Medium parameters used: $f = 848.8$ MHz; $\sigma = 0.96$ mho/m; $\epsilon_r = 55.628$; $\rho = 1000$ kg/m³

Phantom section: Left Section

Measurement Standard: DASYS (IEEE/IEC/ANSI C63.19-2007)

DASY Configuration:

- Probe: EX3DV4 - SN3755; ConvF(9.07, 9.07, 9.07); Calibrated: 1/20/2012
- Sensor-Surface: 2.5mm (Mechanical Surface Detection)
- Electronics: DAE4 Sn1245; Calibrated: 1/11/2012
- Phantom: Twin SAM Phantom; Type: QD 000 P40 CD; Serial: 1609
- DASYS 52.8.0(692); SEMCAD X 14.6.4(4989)

GSM850/ Read Side High CH251/Area Scan (6x9x1): Measurement grid: dx=15mm, dy=15mm

Maximum value of SAR (measured) = 0.597 mW/g

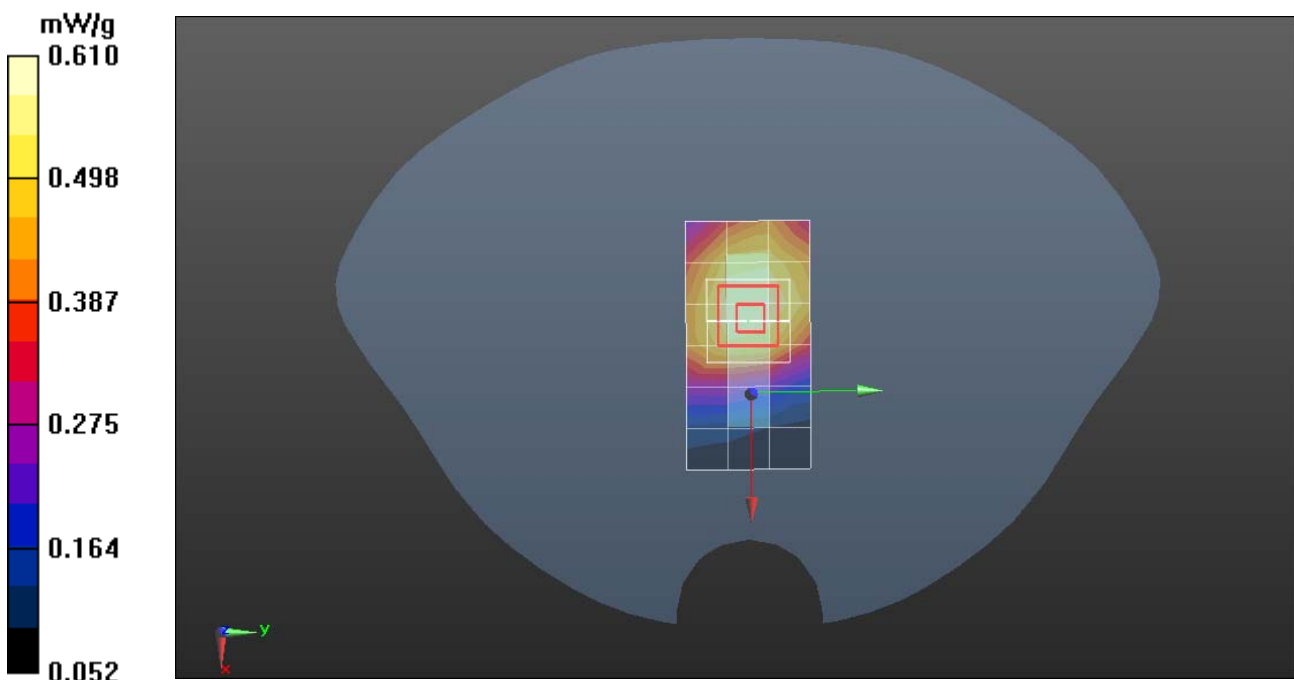
GSM850/ Read Side High CH251/Zoom Scan (7x7x9)/Cube 0: Measurement grid: dx=5mm, dy=5mm, dz=5mm

Reference Value = 20.084 V/m; Power Drift = -0.08 dB

Peak SAR (extrapolated) = 0.744 W/kg

SAR(1 g) = 0.488 mW/g; SAR(10 g) = 0.313 mW/g

Maximum value of SAR (measured) = 0.610 mW/g





Test Laboratory: Compliance Certification Services Inc.

April 5, 2012

GSM 850-Right Side High CH251

DUT: GSM Mobile Phone; Type: Neo TV; Serial: 325587452199677

Communication System: Generic GSM; Communication System Band: E-GSM 850 (824.2 - 848.8 MHz);

Frequency: 848.8 MHz; Communication System PAR: 9.03 dB

Medium parameters used: $f = 848.8$ MHz; $\sigma = 0.96$ mho/m; $\epsilon_r = 55.628$; $\rho = 1000$ kg/m³

Phantom section: Flat Section

Measurement Standard: DASYS (IEEE/IEC/ANSI C63.19-2007)

DASY Configuration:

- Probe: EX3DV4 - SN3755; ConvF(9.07, 9.07, 9.07); Calibrated: 1/20/2012
- Sensor-Surface: 2.5mm (Mechanical Surface Detection)
- Electronics: DAE4 Sn1245; Calibrated: 1/11/2012
- Phantom: Twin SAM Phantom; Type: QD 000 P40 CD; Serial: 1609
- DASYS 52.8.0(692); SEMCAD X 14.6.4(4989)

GSM850/ Right Side High CH251/Area Scan (4x10x1): Measurement grid: dx=15mm, dy=15mm

Maximum value of SAR (measured) = 0.535 mW/g

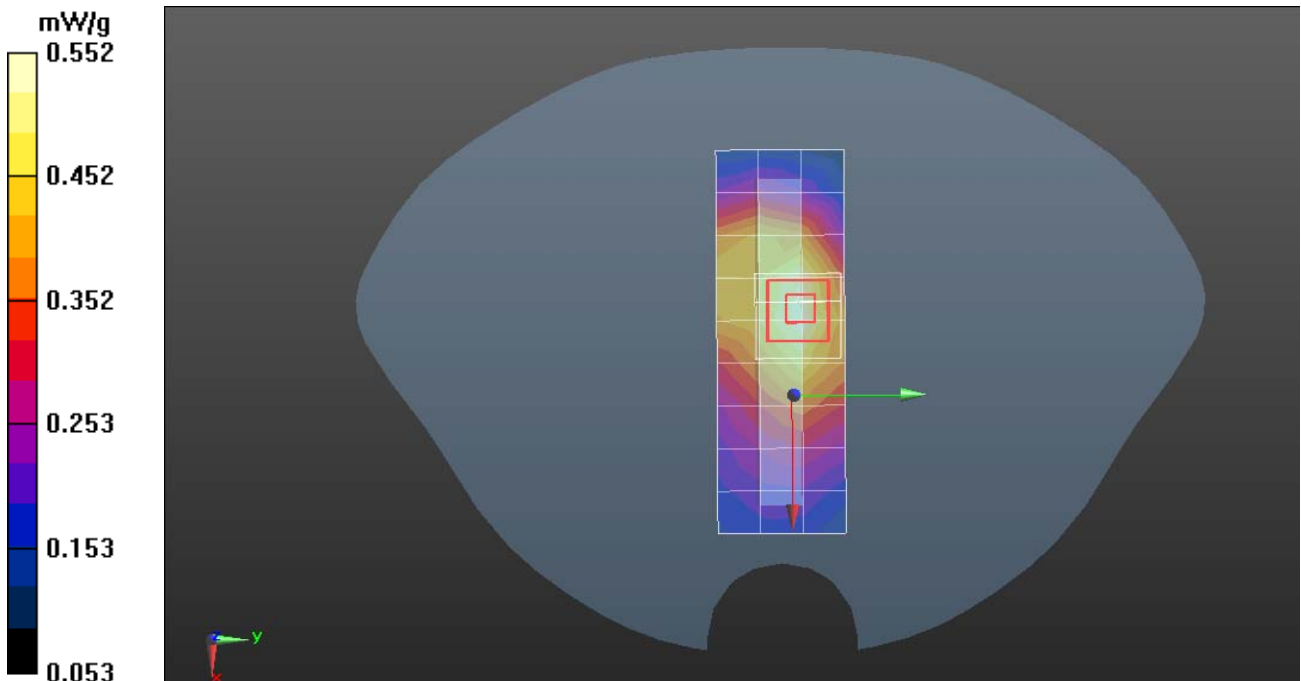
GSM850/ Right Side High CH251/Zoom Scan (7x7x9)/Cube 0: Measurement grid: dx=7.5mm, dy=7.5mm, dz=7.5mm

Reference Value = 14.351 V/m; Power Drift = -0.17 dB

Peak SAR (extrapolated) = 0.6810

SAR(1 g) = 0.494 mW/g; SAR(10 g) = 0.372 mW/g

Maximum value of SAR (measured) = 0.552 mW/g





Test Laboratory: Compliance Certification Services Inc.

May 20, 2012

GSM 850-Left Side High CH251

DUT: 3G MOBILE PHONE; Type: U-710-2; Serial: 111122221045345

Communication System: Generic GSM; Communication System Band: GSM 850 (824.2 - 848.8 MHz);

Frequency: 848.6 MHz; Communication System PAR: 9.03 dB

Ambient: Temperature: 21 °C Relative humidity: 58% Liquid : Temperature: 20 °C

Medium parameters used (interpolated): $f = 848.6$ MHz; $\sigma = 0.96$ mho/m; $\epsilon_r = 55.628$; $\rho = 1000$ kg/m³

Phantom section: Flat Section

Measurement Standard: DASYS (IEEE/IEC/ANSI C63.19-2007)

DASY Configuration:

- Probe: EX3DV4 - SN3755; ConvF(9.07, 9.07, 9.07); Calibrated: 1/20/2012
- Sensor-Surface: 2.5mm (Mechanical Surface Detection)
- Electronics: DAE4 Sn1245; Calibrated: 1/11/2012
- Phantom: Twin SAM Phantom; Type: QD 000 P40 CD; Serial: 1609
- DASYS 52.8.0(692); SEMCAD X 14.6.4(4989)

GSM850/Left Side High CH251/Area Scan (4x10x1): Measurement grid: dx=15mm, dy=15mm

Maximum value of SAR (measured) = 0.666 mW/g

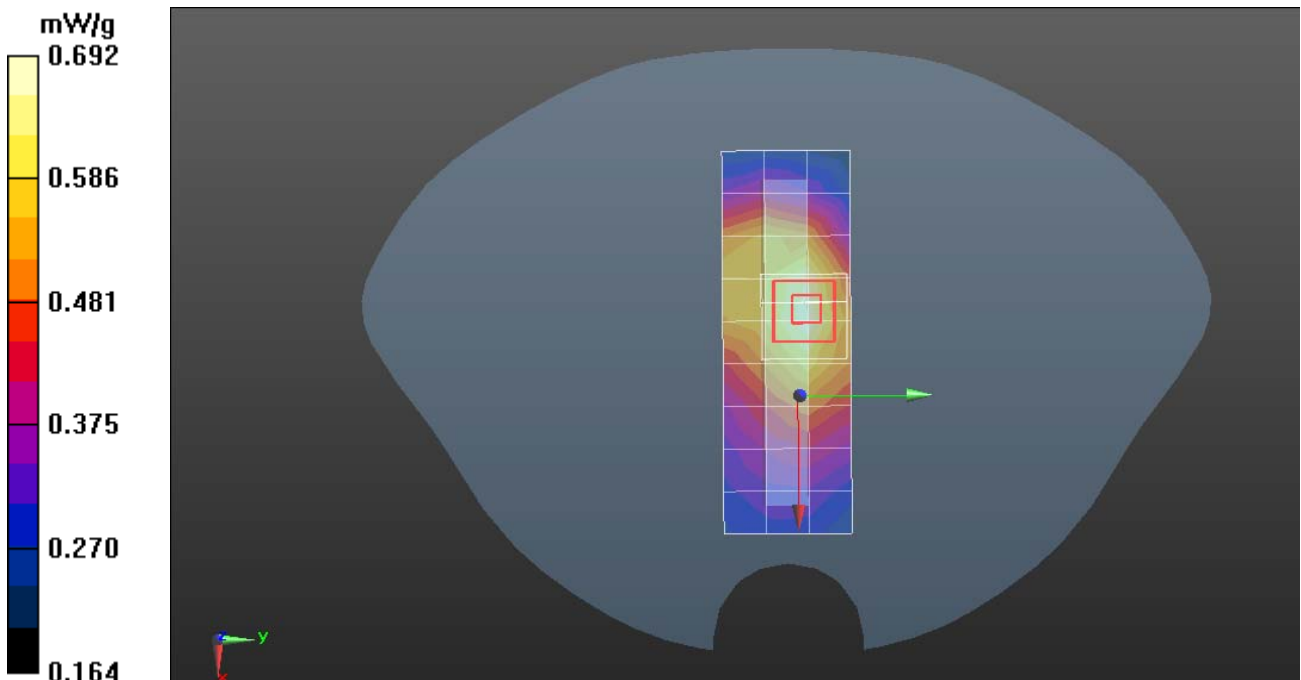
GSM850/Left Side High CH251/Zoom Scan (7x7x9)/Cube 0: Measurement grid: dx=5mm, dy=5mm, dz=5mm

Reference Value = 10.081 V/m; Power Drift = 0.05 dB

Peak SAR (extrapolated) = 0.754 W/kg

SAR(1 g) = 0.622 mW/g; SAR(10 g) = 0.484 mW/g

Maximum value of SAR (measured) = 0.692 mW/g





Test Laboratory: Compliance Certification Services Inc.

May 20, 2012

GPRS 850-Body Up Face High CH251

DUT: 3G MOBILE PHONE; Type:U-710-2; Serial:111122221045345

Communication System: Generic GPRS; Communication System Band: E-GPRS 850 (824.2 - 848.8 MHz); Frequency: 848.8 MHz; Communication System PAR: 3.01 dB

Ambient: Temperature: 21 °C Relative humidity: 58% Liquid : Temperature: 20 °C

Medium parameters used: $f = 848.8$ MHz; $\sigma = 0.96$ mho/m; $\epsilon_r = 55.628$; $\rho = 1000$ kg/m³

Phantom section: Flat Section

Measurement Standard: DASYS (IEEE/IEC/ANSI C63.19-2007)

DASY Configuration:

- Probe: EX3DV4 - SN3755; ConvF(9.07, 9.07, 9.07); Calibrated: 1/20/2012
- Sensor-Surface: 2.5mm (Mechanical Surface Detection)
- Electronics: DAE4 Sn1245; Calibrated: 1/11/2012
- Phantom: Twin SAM Phantom; Type: QD 000 P40 CD; Serial: 1609
- DASYS 52.8.0(692); SEMCAD X 14.6.4(4989)

GPRS850/Up Face High CH251/Area Scan (6x9x1): Measurement grid: dx=15mm, dy=15mm

Maximum value of SAR (measured) = 0.638 mW/g

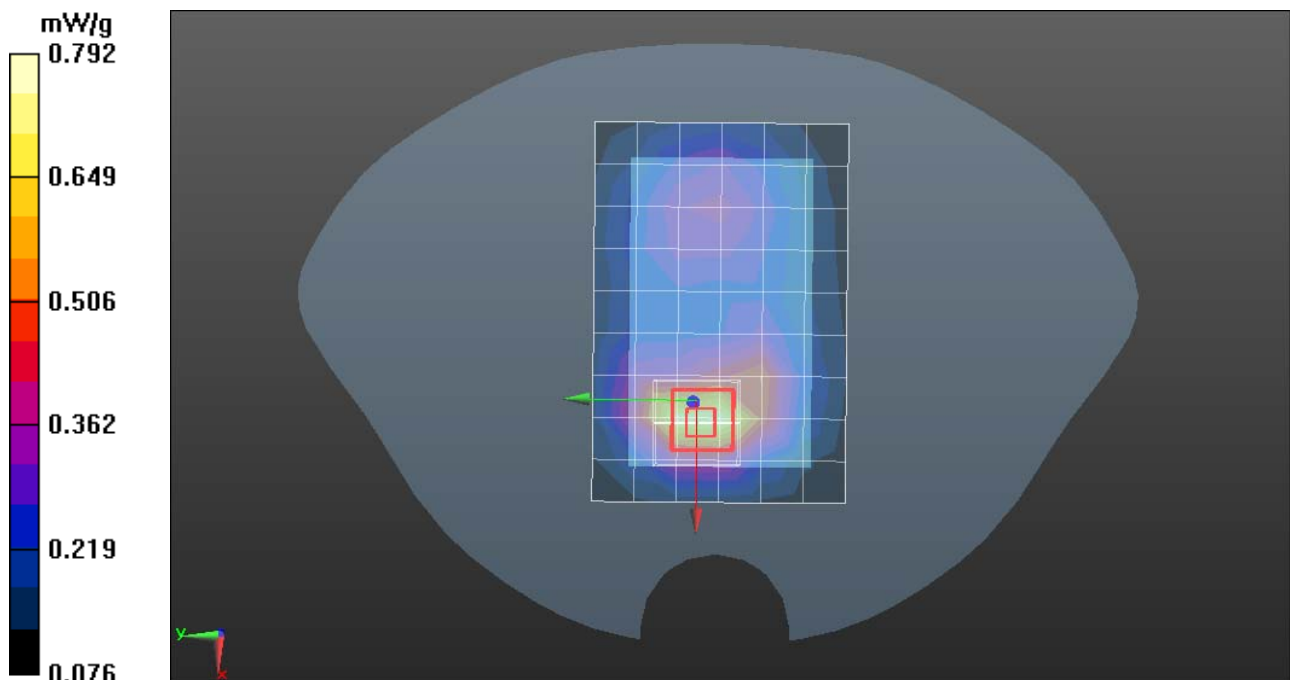
GPRS850/ Up Face High CH251/Zoom Scan (7x7x9)/Cube 0: Measurement grid: dx=5mm, dy=5mm, dz=5mm

Reference Value = 20.991 V/m; Power Drift = -0.16 dB

Peak SAR (extrapolated) = 1.003 W/kg

SAR(1 g) = 0.503 mW/g; SAR(10 g) = 0.375 mW/g

Maximum value of SAR (measured) = 0.792 mW/g





Test Laboratory: Compliance Certification Services Inc.

May 20, 2012

GPRS 850-Body Down Face High CH251

DUT: 3G MOBILE PHONE; Type:U-710-2; Serial:111122221045345

Communication System: Generic GPRS; Communication System Band: E-GPRS 850 (824.2 - 848.8 MHz); Frequency: 848.8 MHz; Communication System PAR: 3.01 dB

Ambient: Temperature: 21 °C Relative humidity: 58% Liquid : Temperature: 20 °C

Medium parameters used: $f = 848.8$ MHz; $\sigma = 0.96$ mho/m; $\epsilon_r = 55.628$; $\rho = 1000$ kg/m³

Phantom section: Left Section

Measurement Standard: DASYS (IEEE/IEC/ANSI C63.19-2007)

DASY Configuration:

- Probe: EX3DV4 - SN3755; ConvF(9.07, 9.07, 9.07); Calibrated: 1/20/2012
- Sensor-Surface: 2.5mm (Mechanical Surface Detection)
- Electronics: DAE4 Sn1245; Calibrated: 1/11/2012
- Phantom: Twin SAM Phantom; Type: QD 000 P40 CD; Serial: 1609
- DASYS 52.8.0(692); SEMCAD X 14.6.4(4989)

GPRS850/ Down Face High CH251/Area Scan (6x9x1): Measurement grid: dx=15mm, dy=15mm

Maximum value of SAR (measured) = 0.833 mW/g

GPRS850/ Down Face High CH251/Zoom Scan (7x7x9)/Cube 0: Measurement grid: dx=5mm, dy=5mm, dz=5mm

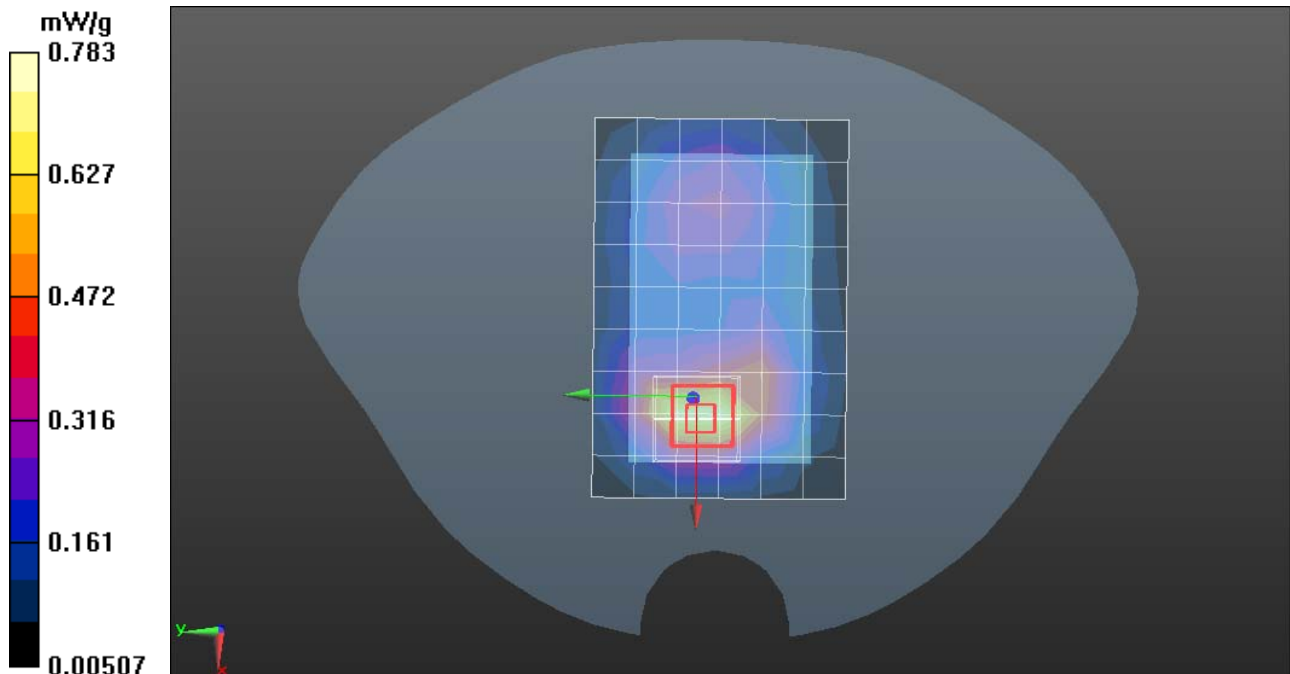
Reference Value = 20.121 V/m; Power Drift = 0.01 dB

Peak SAR (extrapolated) = 2.007 W/kg

Peak SAR (extrapolated) = 2.007 W/kg

SAR(1 g) = 0.571 mW/g; SAR(10 g) = 0.452 mW/g

Maximum value of SAR (measured) = 0.783 mW/g





Test Laboratory: Compliance Certification Services Inc.

May 20, 2012

GPRS 850- Body Rear Side High CH251

DUT: 3G MOBILE PHONE; Type:U-710-2; Serial:111122221045345

Communication System: Generic GPRS; Communication System Band: E-GPRS 850 (824.2 - 848.8 MHz); Frequency: 848.8 MHz; Communication System PAR: 3.01 dB

Ambient: Temperature: 21 °C Relative humidity: 58% Liquid : Temperature: 20 °C

Medium parameters used: $f = 848.8$ MHz; $\sigma = 0.96$ mho/m; $\epsilon_r = 55.628$; $\rho = 1000$ kg/m³

Phantom section: Left Section

Measurement Standard: DASYS (IEEE/IEC/ANSI C63.19-2007)

DASY Configuration:

- Probe: EX3DV4 - SN3755; ConvF(9.07, 9.07, 9.07); Calibrated: 1/20/2012
- Sensor-Surface: 2.5mm (Mechanical Surface Detection)
- Electronics: DAE4 Sn1245; Calibrated: 1/11/2012
- Phantom: Twin SAM Phantom; Type: QD 000 P40 CD; Serial: 1609
- DASY52 52.8.0(692); SEMCAD X 14.6.4(4989)

GPRS850/ Read Side High CH251/Area Scan (4x9x1): Measurement grid: dx=15mm, dy=15mm

Maximum value of SAR (measured) = 0.697 mW/g

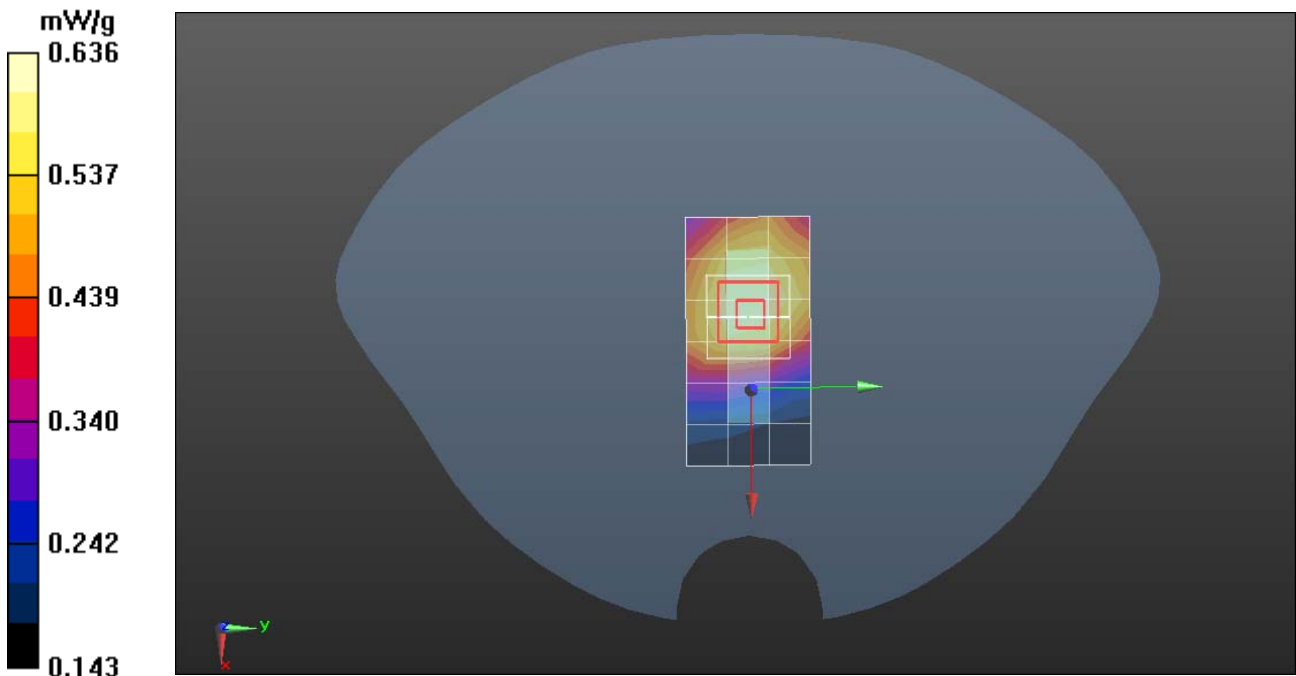
GPRS850/ Read Side High CH251/Zoom Scan (7x7x9)/Cube 0: Measurement grid: dx=5mm, dy=5mm, dz=5mm

Reference Value = 22.084 V/m; Power Drift = -0.08 dB

Peak SAR (extrapolated) = 0.944 W/kg

SAR(1 g) = 0.478 mW/g; SAR(10 g) = 0.308 mW/g

Maximum value of SAR (measured) = 0.636 mW/g





Test Laboratory: Compliance Certification Services Inc.

April 5, 2012

GPRS 850-Right Side High CH251

DUT: GPRS Mobile Phone; Type: Neo TV; Serial: 325587452199677

Communication System: Generic GPRS; Communication System Band: E-GPRS 850 (824.2 - 848.8 MHz); Frequency: 848.8 MHz; Communication System PAR: 3.01 dB

Medium parameters used: $f = 848.8$ MHz; $\sigma = 0.94$ mho/m; $\epsilon_r = 55.628$; $\rho = 1000$ kg/m³

Phantom section: Flat Section

Measurement Standard: DASYS (IEEE/IEC/ANSI C63.19-2007)

DASY Configuration:

- Probe: EX3DV4 - SN3755; ConvF(9.07, 9.07, 9.07); Calibrated: 1/20/2012
- Sensor-Surface: 2.5mm (Mechanical Surface Detection)
- Electronics: DAE4 Sn1245; Calibrated: 1/11/2012
- Phantom: Twin SAM Phantom; Type: QD 000 P40 CD; Serial: 1609
- DASYS 52.8.0(692); SEMCAD X 14.6.4(4989)

GPRS850/ Right Side High CH251/Area Scan (4x9x1): Measurement grid: dx=15mm, dy=15mm

Maximum value of SAR (measured) = 0.585 mW/g

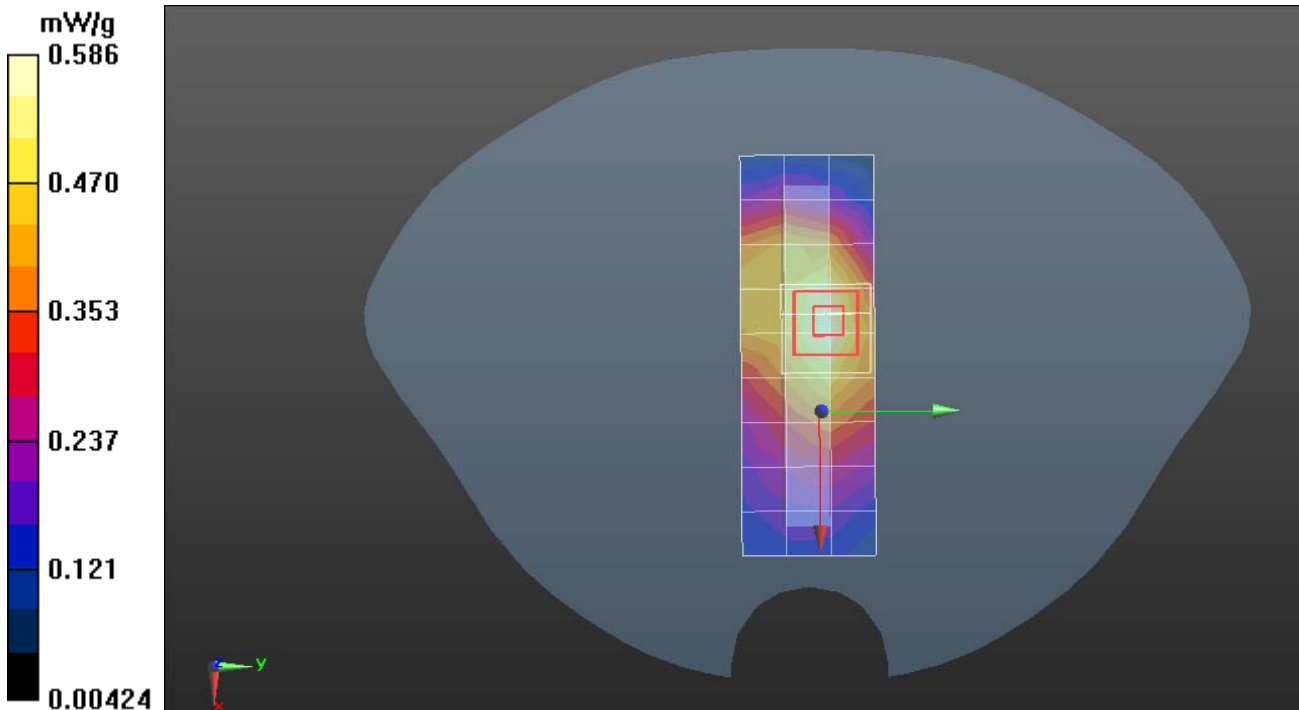
GPRS850/ Right Side High CH251/Zoom Scan (7x7x9)/Cube 0: Measurement grid: dx=7.5mm, dy=7.5mm, dz=7.5mm

Reference Value = 14.351 V/m; Power Drift = -0.17 dB

Peak SAR (extrapolated) = 0.981mW/g

SAR(1 g) = 0.464 mW/g; SAR(10 g) = 0.357 mW/g

Maximum value of SAR (measured) = 0.586 mW/g





Test Laboratory: Compliance Certification Services Inc.

May 20, 2012

GPRS 850-Left Side High CH251

DUT: 3G MOBILE PHONE; Type: U-710-2; Serial: 111122221045345

Communication System: Generic GPRS; Communication System Band: GPRS 850 (824.2 - 848.8 MHz);

Frequency: 848.6 MHz; Communication System PAR: 3.01 dB

Ambient: Temperature: 21 °C Relative humidity: 58% Liquid : Temperature: 20 °C

Medium parameters used (interpolated): $f = 848.6$ MHz; $\sigma = 0.96$ mho/m; $\epsilon_r = 55.628$; $\rho = 1000$ kg/m³

Phantom section: Flat Section

Measurement Standard: DASYS (IEEE/IEC/ANSI C63.19-2007)

DASY Configuration:

- Probe: EX3DV4 - SN3755; ConvF(9.07, 9.07, 9.07); Calibrated: 1/20/2012
- Sensor-Surface: 2.5mm (Mechanical Surface Detection)
- Electronics: DAE4 Sn1245; Calibrated: 1/11/2012
- Phantom: Twin SAM Phantom; Type: QD 000 P40 CD; Serial: 1609
- DASYS 52.8.0(692); SEMCAD X 14.6.4(4989)

GPRS850/Left Side High CH251/Area Scan (4x9x1): Measurement grid: dx=15mm, dy=15mm

Maximum value of SAR (measured) = 0.566 mW/g

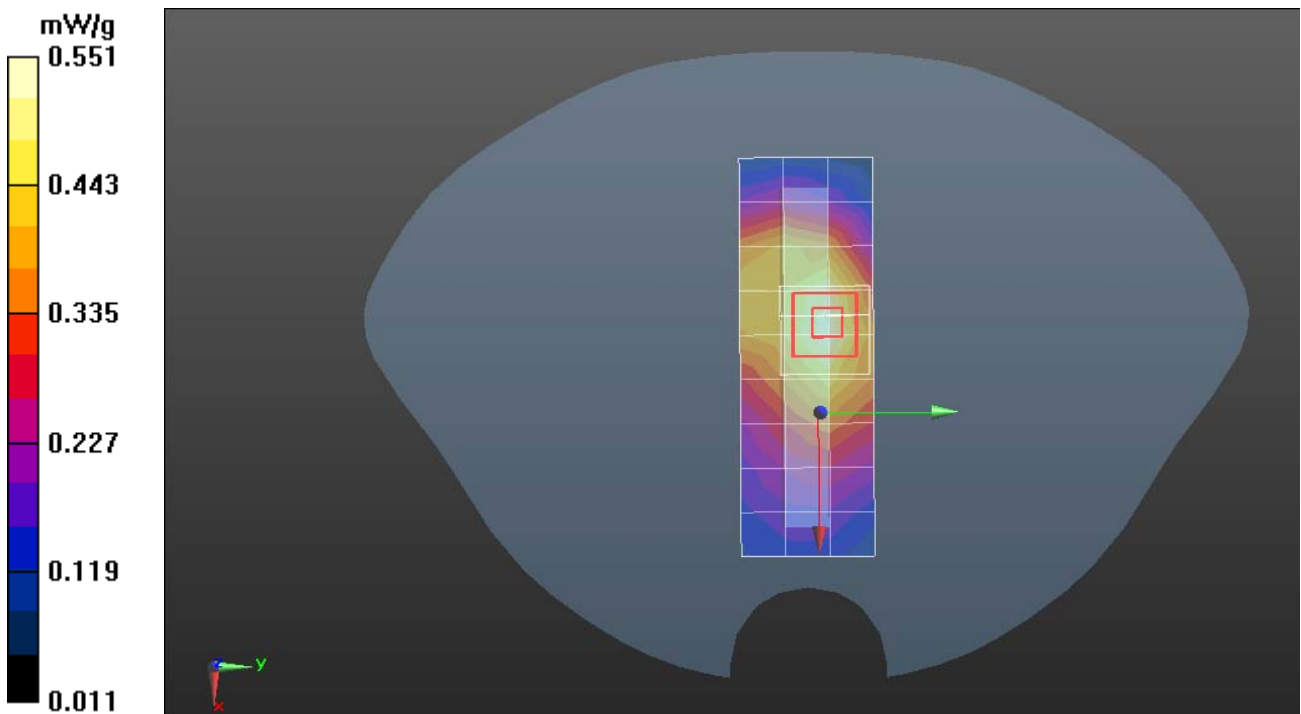
GPRS850/Left Side High CH251/Zoom Scan (7x7x9)/Cube 0: Measurement grid: dx=5mm, dy=5mm, dz=5mm

Reference Value = 10.081 V/m; Power Drift = 0.05 dB

Peak SAR (extrapolated) = 0.954 W/kg

SAR(1 g) = 0.422 mW/g; SAR(10 g) = 0.284 mW/g

Maximum value of SAR (measured) = 0.551 mW/g





Test Laboratory: Compliance Certification Services Inc.

GSM1900-Body Up Face High CH810

DUT: 3G MOBILE PHONE; Type:U-710-2; Serial:111122221045345

Communication System: Generic GSM; Communication System Band: GSM 1900 (1850.0 - 1910.0 MHz);

Frequency: 1909.8 MHz; Communication System PAR: 9.03dB

Ambient: Temperature: 21 °C Relative humidity: 58% Liquid : Temperature: 20 °C

Medium parameters used: $f = 1909.8$ MHz; $\sigma = 1.56$ mho/m; $\epsilon_r = 54.2$; $\rho = 1000$ kg/m³

Phantom section: Flat Section

Measurement Standard: DASYS (IEEE/IEC/ANSI C63.19-2007)

DASY Configuration:

- Probe: EX3DV4 - SN3755; ConvF(7.23, 7.23, 7.23); Calibrated: 1/20/2012
- Sensor-Surface: 2.5mm (Mechanical Surface Detection)
- Electronics: DAE4 Sn1245; Calibrated: 1/11/2012
- Phantom: Twin SAM Phantom; Type: QD 000 P40 CD; Serial: 1609
- DASYS 52.8.0(692); SEMCAD X 14.6.4(4989)

GSM1900/ Up Face High CH810/Area Scan (7x9x1): Measurement grid: dx=15mm, dy=15mm

Maximum value of SAR (interpolated) = 0.779 mW/g

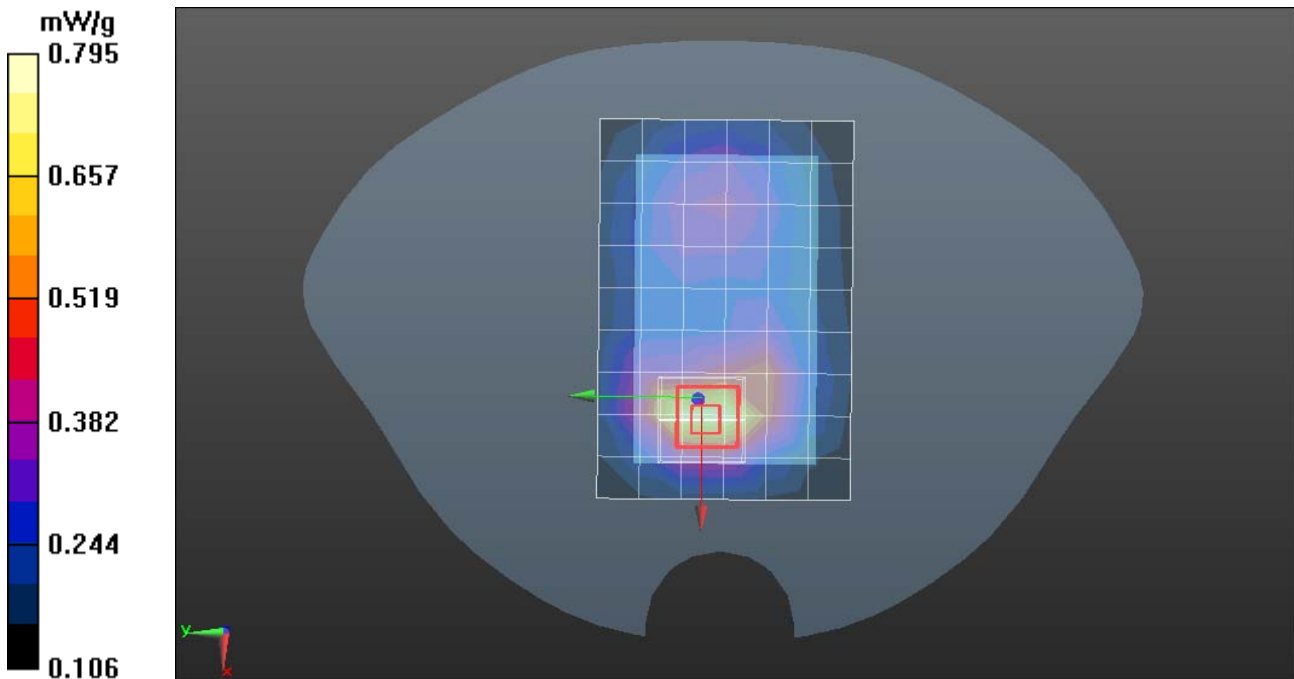
GSM1900/ Up Face High CH810/Zoom Scan (7x7x9)/Cube 0: Measurement grid: dx=5mm, dy=5mm, dz=5mm

Reference Value = 25.446 V/m; Power Drift = -0.13 dB

Peak SAR (extrapolated) = 1.103mW/g

SAR(1 g) = 0.513 mW/g; SAR(10 g) = 0.325 mW/g

Maximum value of SAR (measured) = 0.795 mW/g





Test Laboratory: Compliance Certification Services Inc.

GSM1900-Body Down Face High CH810

DUT: 3G MOBILE PHONE; Type:U-710-2; Serial:111122221045345

Communication System: Generic GSM; Communication System Band: GSM 1900 (1850.0 - 1910.0 MHz);

Frequency: 1909.8 MHz; Communication System PAR: 9.03dB

Ambient: Temperature: 21 °C Relative humidity: 58% Liquid : Temperature: 20 °C

Medium parameters used: $f = 1909.8$ MHz; $\sigma = 1.56$ mho/m; $\epsilon_r = 54.2$; $\rho = 1000$ kg/m³

Phantom section: Flat Section

Measurement Standard: DASYS (IEEE/IEC/ANSI C63.19-2007)

DASY Configuration:

- Probe: EX3DV4 - SN3755; ConvF(7.23, 7.23, 7.23); Calibrated: 1/20/2012
- Sensor-Surface: 2.5mm (Mechanical Surface Detection)
- Electronics: DAE4 Sn1245; Calibrated: 1/11/2012
- Phantom: Twin SAM Phantom; Type: QD 000 P40 CD; Serial: 1609
- DASYS 52.8.0(692); SEMCAD X 14.6.4(4989)

GSM1900/ Down Face High CH810/Area Scan (7x9x1): Measurement grid: dx=15mm, dy=15mm

Maximum value of SAR (interpolated) = 0.839 mW/g

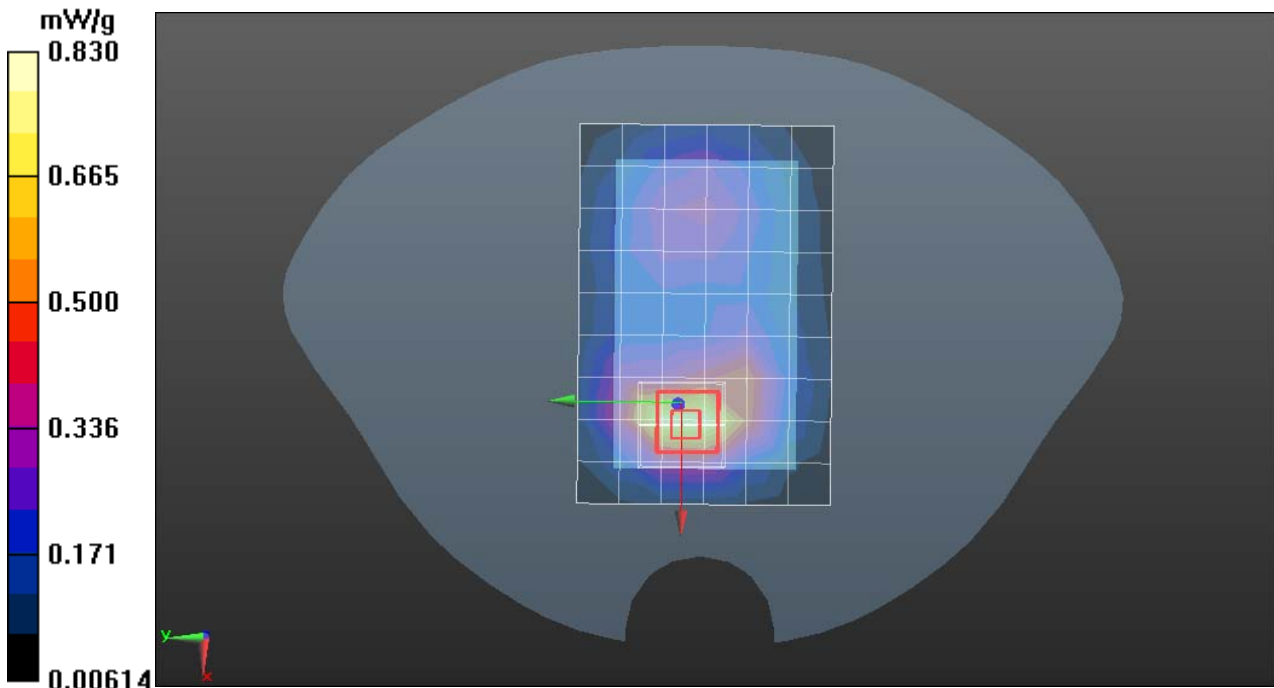
GSM1900/ Down Face High CH810/Zoom Scan (7x7x9)/Cube 0: Measurement grid: dx=5mm, dy=5mm, dz=5mm

Reference Value = 38.446 V/m; Power Drift = -0.13 dB

Peak SAR (extrapolated) = 1.257 mW/g

SAR(1 g) = 0.573mW/g; SAR(10 g) = 0.358 mW/g

Maximum value of SAR (measured) = 0.830 mW/g





Test Laboratory: Compliance Certification Services Inc.

GSM1900-Body Rear Side High CH810

DUT: 3G MOBILE PHONE; Type:U-710-2; Serial:111122221045345

Communication System: Generic GSM; Communication System Band: GSM 1900 (1850.0 - 1910.0 MHz);
Frequency: 1909.8 MHz; Communication System PAR: 9.03dB

Ambient: Temperature: 21 °C Relative humidity: 58% Liquid : Temperature: 20 °C

Medium parameters used: $f = 1909.8 \text{ MHz}$; $\sigma = 1.56 \text{ mho/m}$; $\epsilon_r = 54.2$; $\rho = 1000 \text{ kg/m}^3$

Phantom section: Flat Section

Measurement Standard: DASYS (IEEE/IEC/ANSI C63.19-2007)

DASY Configuration:

- Probe: EX3DV4 - SN3755; ConvF(7.23, 7.23, 7.23); Calibrated: 1/20/2012
- Sensor-Surface: 2.5mm (Mechanical Surface Detection)
- Electronics: DAE4 Sn1245; Calibrated: 1/11/2012
- Phantom: Twin SAM Phantom; Type: QD 000 P40 CD; Serial: 1609
- DASYS 52.8.0(692); SEMCAD X 14.6.4(4989)

GSM1900/ Rear Side High CH810/Area Scan (4x7x1): Measurement grid: dx=15mm, dy=15mm

Maximum value of SAR (interpolated) = 0.643 mW/g

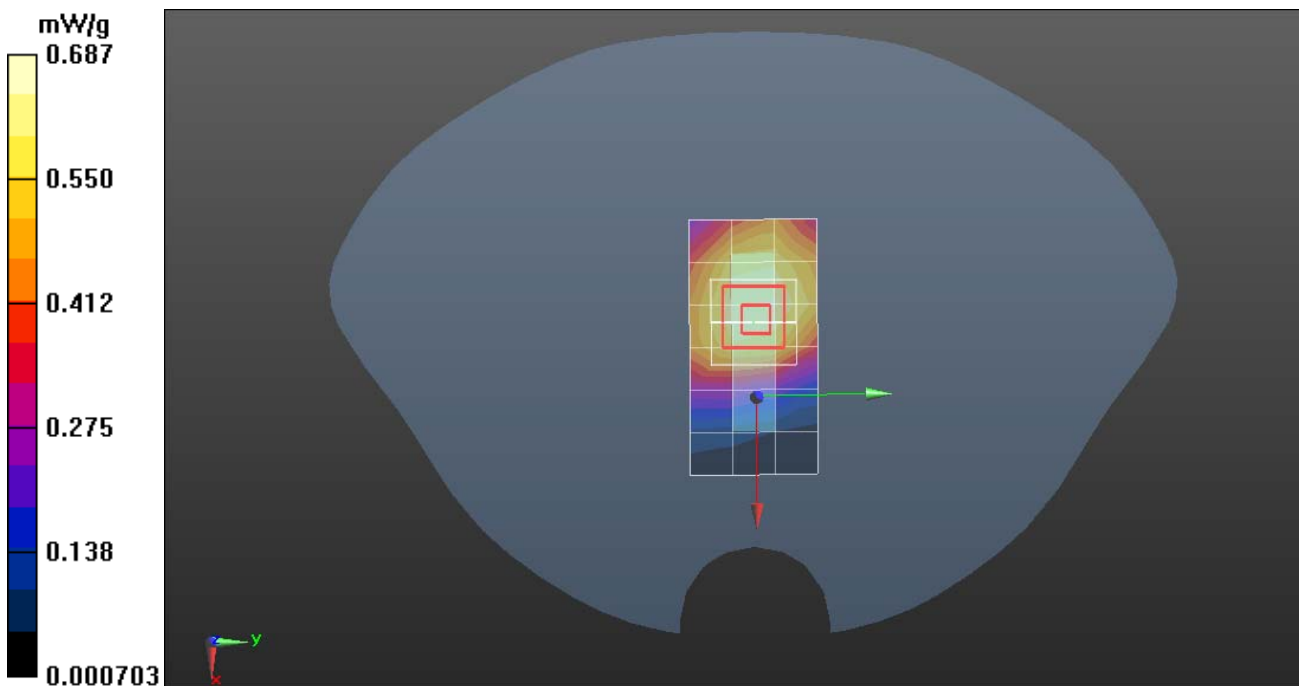
GSM1900/ Rear Side High CH810/Zoom Scan (7x7x9)/Cube 0: Measurement grid: dx=5mm, dy=5mm, dz=5mm

Reference Value = 37.446 V/m; Power Drift = -0.003 dB

Peak SAR (extrapolated) = 1.615 mW/g

SAR(1 g) = 0.521 mW/g; SAR(10 g) = 0.312mW/g

Maximum value of SAR (measured) = 0.687 mW/g





Test Laboratory: Compliance Certification Services Inc.

GSM1900-Body Right Side High CH810

DUT: 3G MOBILE PHONE; Type:U-710-2; Serial:111122221045345

Communication System: Generic GSM; Communication System Band: GSM 1900 (1850.0 - 1910.0 MHz);

Frequency: 1909.8 MHz; Communication System PAR: 9.03dB

Ambient: Temperature: 21 °C Relative humidity: 58% Liquid : Temperature: 20 °C

Medium parameters used: $f = 1909.8 \text{ MHz}$; $\sigma = 1.56 \text{ mho/m}$; $\epsilon_r = 54.2$; $\rho = 1000 \text{ kg/m}^3$

Phantom section: Flat Section

Measurement Standard: DASYS (IEEE/IEC/ANSI C63.19-2007)

DASY Configuration:

- Probe: EX3DV4 - SN3755; ConvF(7.23, 7.23, 7.23); Calibrated: 1/20/2012
- Sensor-Surface: 2.5mm (Mechanical Surface Detection)
- Electronics: DAE4 Sn1245; Calibrated: 1/11/2012
- Phantom: Twin SAM Phantom; Type: QD 000 P40 CD; Serial: 1609
- DASYS 52.8.0(692); SEMCAD X 14.6.4(4989)

GSM1900/ Right Side High H810/Area Scan (4x10x1): Measurement grid: dx=15mm, dy=15mm

Maximum value of SAR (interpolated) = 0.670 mW/g

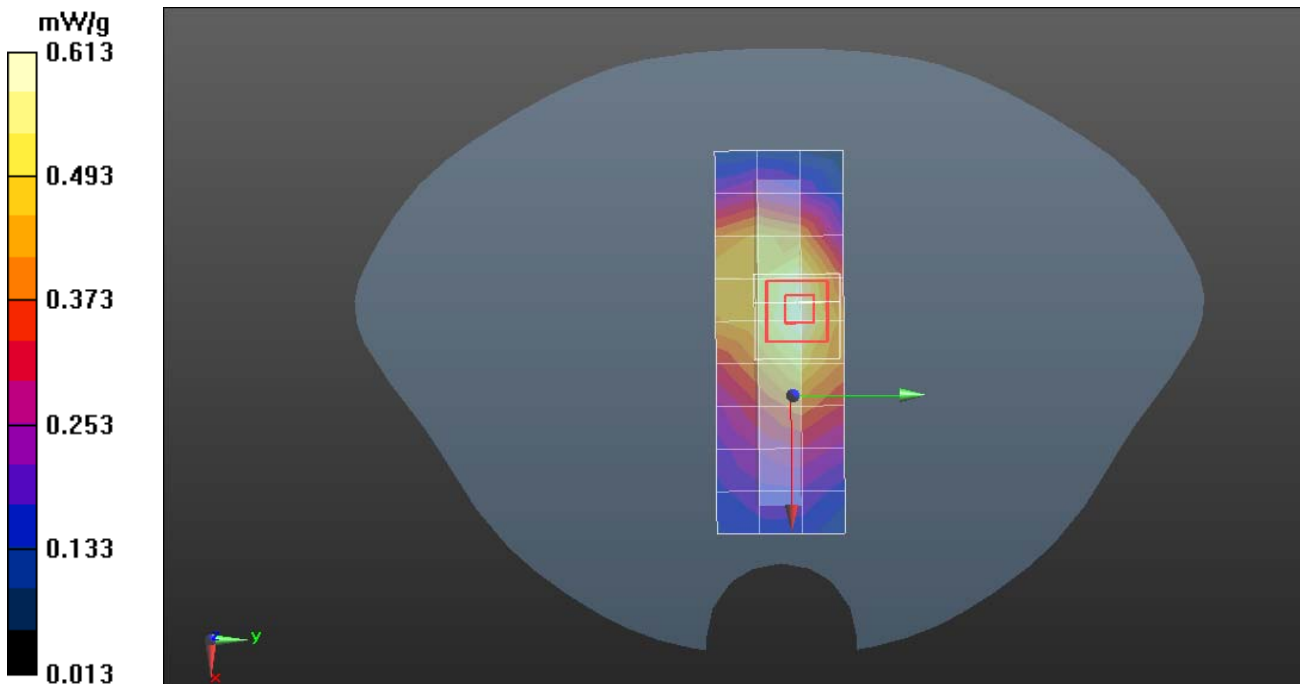
GSM1900/ Right Side High H810/Zoom Scan (7x7x9)/Cube 0: Measurement grid: dx=5mm, dy=5mm, dz=5mm

Reference Value = 25.594 V/m; Power Drift = -0.021 dB

Peak SAR (extrapolated) = 1.524 mW/g

SAR(1 g) = 0.495 mW/g; SAR(10 g) = 0.328 mW/g

Maximum value of SAR (measured) = 0.613mW/g





Test Laboratory: Compliance Certification Services Inc.

GSM1900-Body Left Side High CH810

DUT: 3G MOBILE PHONE; Type:U-710-2; Serial:111122221045345

Communication System: Generic GSM; Communication System Band: GSM 1900 (1850.0 - 1910.0 MHz);

Frequency: 1909.8 MHz; Communication System PAR: 9.03dB

Ambient: Temperature: 21 °C Relative humidity: 58% Liquid : Temperature: 20 °C

Medium parameters used: $f = 1909.8$ MHz; $\sigma = 1.56$ mho/m; $\epsilon_r = 54.2$; $\rho = 1000$ kg/m³

Phantom section: Flat Section

Measurement Standard: DASYS (IEEE/IEC/ANSI C63.19-2007)

DASY Configuration:

- Probe: EX3DV4 - SN3755; ConvF(7.23, 7.23, 7.23); Calibrated: 1/20/2012
- Sensor-Surface: 2.5mm (Mechanical Surface Detection)
- Electronics: DAE4 Sn1245; Calibrated: 1/11/2012
- Phantom: Twin SAM Phantom; Type: QD 000 P40 CD; Serial: 1609
- DASYS 52.8.0(692); SEMCAD X 14.6.4(4989)

GSM1900/ Left Side High CH810/Area Scan (4x10x1): Measurement grid: dx=15mm, dy=15mm

Maximum value of SAR (interpolated) = 0.510 mW/g

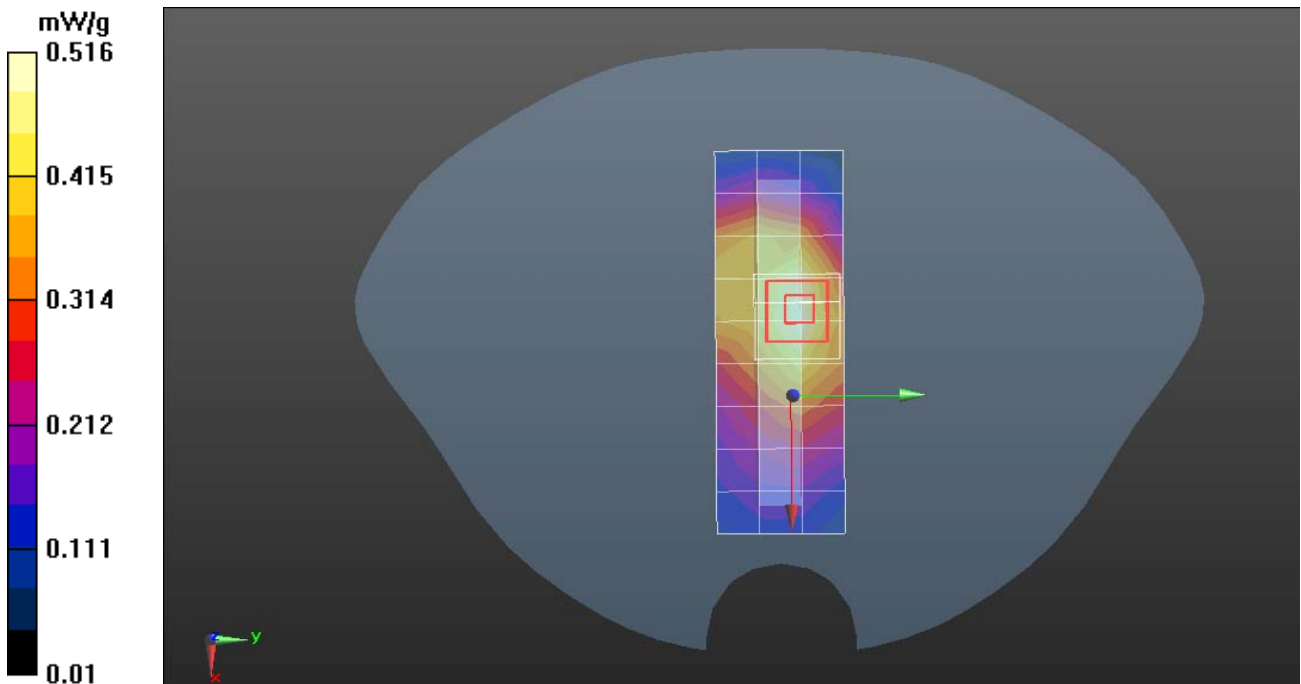
GSM1900/ Left Side High CH810/Zoom Scan (7x7x9)/Cube 0: Measurement grid: dx=5mm, dy=5mm, dz=5mm

Reference Value = 31.594 V/m; Power Drift = -0.0021 dB

Peak SAR (extrapolated) = 1.125 mW/g

SAR(1 g) = 0.412 mW/g; SAR(10 g) = 0.375 mW/g

Maximum value of SAR (measured) = 0.516 mW/g





Test Laboratory: Compliance Certification Services Inc.

GPRS1900-Body Up Face High CH810

DUT: 3G MOBILE PHONE; Type:U-710-2; Serial:111122221045345

Communication System: Generic GPRS; Communication System Band: GPRS 1900 (1850.0 - 1910.0 MHz); Frequency: 1909.8 MHz; Communication System PAR: 3.01dB

Ambient: Temperature: 21 °C Relative humidity: 58% Liquid : Temperature: 20 °C

Medium parameters used: $f = 1909.8$ MHz; $\sigma = 1.56$ mho/m; $\epsilon_r = 54.2$; $\rho = 1000$ kg/m³

Phantom section: Flat Section

Measurement Standard: DASYS (IEEE/IEC/ANSI C63.19-2007)

DASY Configuration:

- Probe: EX3DV4 - SN3755; ConvF(7.23, 7.23, 7.23); Calibrated: 1/20/2012
- Sensor-Surface: 2.5mm (Mechanical Surface Detection)
- Electronics: DAE4 Sn1245; Calibrated: 1/11/2012
- Phantom: Twin SAM Phantom; Type: QD 000 P40 CD; Serial: 1609
- DASY52 52.8.0(692); SEMCAD X 14.6.4(4989)

GPRS1900/ Up Face High CH810/Area Scan (7x9x1): Measurement grid: dx=15mm, dy=15mm

Maximum value of SAR (interpolated) = 0.682 mW/g

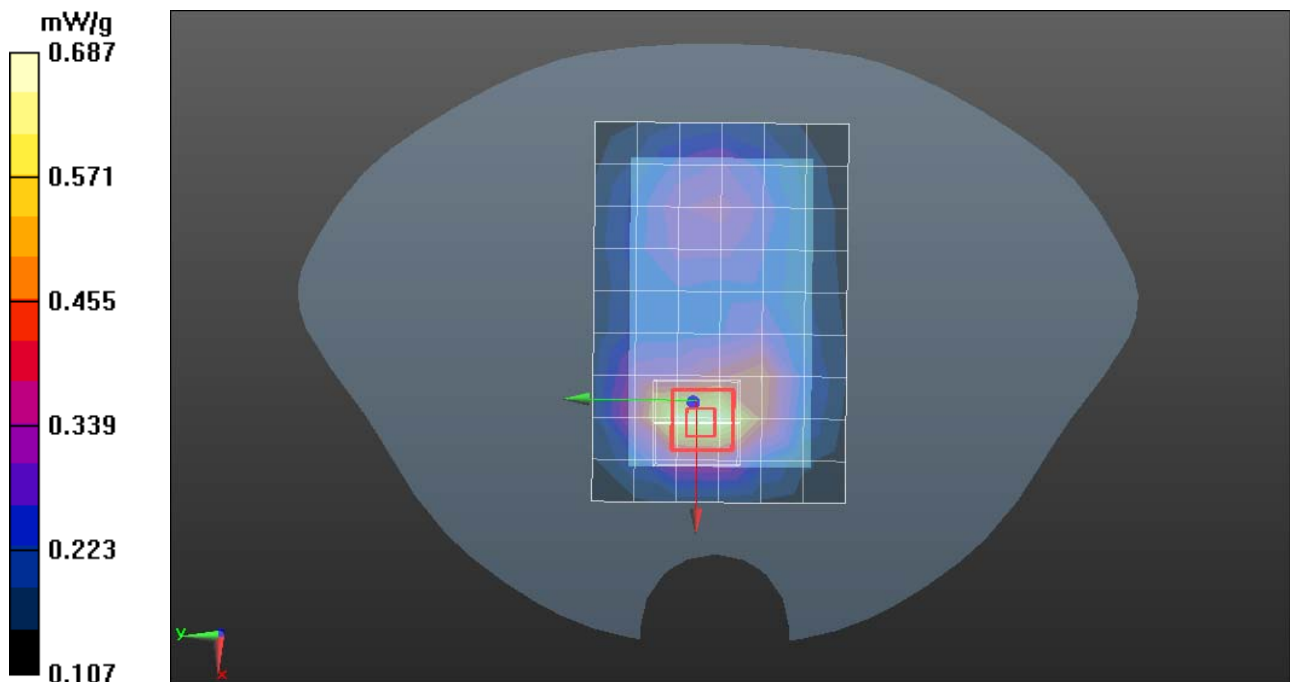
GPRS1900/ Up Face High CH810/Zoom Scan (7x7x9)/Cube 0: Measurement grid: dx=5mm, dy=5mm, dz=5mm

Reference Value = 25.446 V/m; Power Drift = -0.13 dB

Peak SAR (extrapolated) = 1.103mW/g

SAR(1 g) = 0.501 mW/g; SAR(10 g) = 0.345 mW/g

Maximum value of SAR (measured) = 0.687 mW/g





Test Laboratory: Compliance Certification Services Inc.

GPRS1900-Body Down Face High CH810

DUT: 3G MOBILE PHONE; Type:U-710-2; Serial:111122221045345

Communication System: Generic GPRS; Communication System Band: GPRS 1900 (1850.0 - 1910.0 MHz); Frequency: 1909.8 MHz; Communication System PAR: 3.01dB

Ambient: Temperature: 21 °C Relative humidity: 58% Liquid : Temperature: 20 °C

Medium parameters used: $f = 1909.8$ MHz; $\sigma = 1.56$ mho/m; $\epsilon_r = 54.2$; $\rho = 1000$ kg/m³

Phantom section: Flat Section

Measurement Standard: DASYS (IEEE/IEC/ANSI C63.19-2007)

DASY Configuration:

- Probe: EX3DV4 - SN3755; ConvF(7.23, 7.23, 7.23); Calibrated: 1/20/2012
- Sensor-Surface: 2.5mm (Mechanical Surface Detection)
- Electronics: DAE4 Sn1245; Calibrated: 1/11/2012
- Phantom: Twin SAM Phantom; Type: QD 000 P40 CD; Serial: 1609
- DASYS 52.8.0(692); SEMCAD X 14.6.4(4989)

GPRS1900/ Down Face High CH810/Area Scan (7x9x1): Measurement grid: dx=15mm, dy=15mm

Maximum value of SAR (interpolated) = 0.809 mW/g

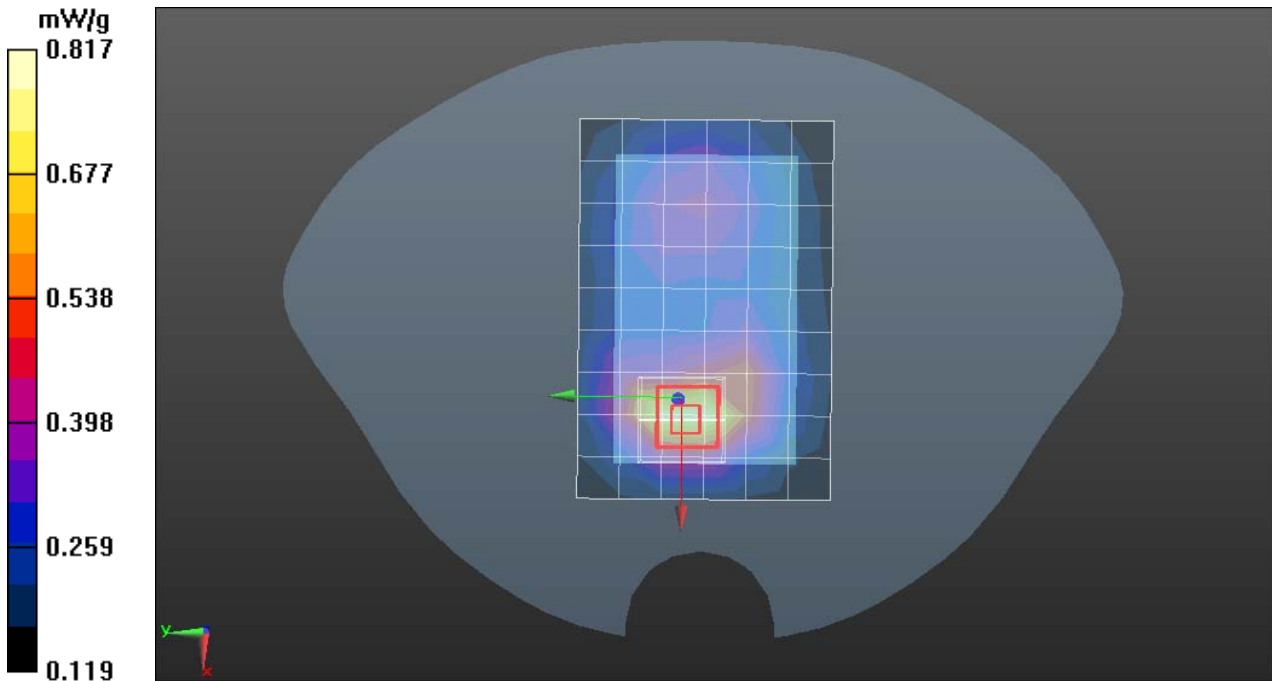
GPRS1900/ Down Face High CH810/Zoom Scan (7x7x9)/Cube 0: Measurement grid: dx=5mm, dy=5mm, dz=5mm

Reference Value = 25.446 V/m; Power Drift = -0.13 dB

Peak SAR (extrapolated) = 1.287 mW/g

SAR(1 g) = 0.517mW/g; SAR(10 g) = 0.388 mW/g

Maximum value of SAR (measured) = 0.817mW/g





Test Laboratory: Compliance Certification Services Inc.

GPRS1900-Body Rear Side High CH810

DUT: 3G MOBILE PHONE; Type:U-710-2; Serial:111122221045345

Communication System: Generic GPRS; Communication System Band: GPRS 1900 (1850.0 - 1910.0 MHz); Frequency: 1909.8 MHz; Communication System PAR: 3.01dB

Ambient: Temperature: 21 °C Relative humidity: 58% Liquid : Temperature: 20 °C

Medium parameters used: $f = 1909.8$ MHz; $\sigma = 1.56$ mho/m; $\epsilon_r = 54.2$; $\rho = 1000$ kg/m³

Phantom section: Flat Section

Measurement Standard: DASYS (IEEE/IEC/ANSI C63.19-2007)

DASY Configuration:

- Probe: EX3DV4 - SN3755; ConvF(7.23, 7.23, 7.23); Calibrated: 1/20/2012
- Sensor-Surface: 2.5mm (Mechanical Surface Detection)
- Electronics: DAE4 Sn1245; Calibrated: 1/11/2012
- Phantom: Twin SAM Phantom; Type: QD 000 P40 CD; Serial: 1609
- DASYS 52.8.0(692); SEMCAD X 14.6.4(4989)

GPRS1900/ Rear Side High CH810/Area Scan (4x7x1): Measurement grid: dx=15mm, dy=15mm

Maximum value of SAR (interpolated) = 0.743 mW/g

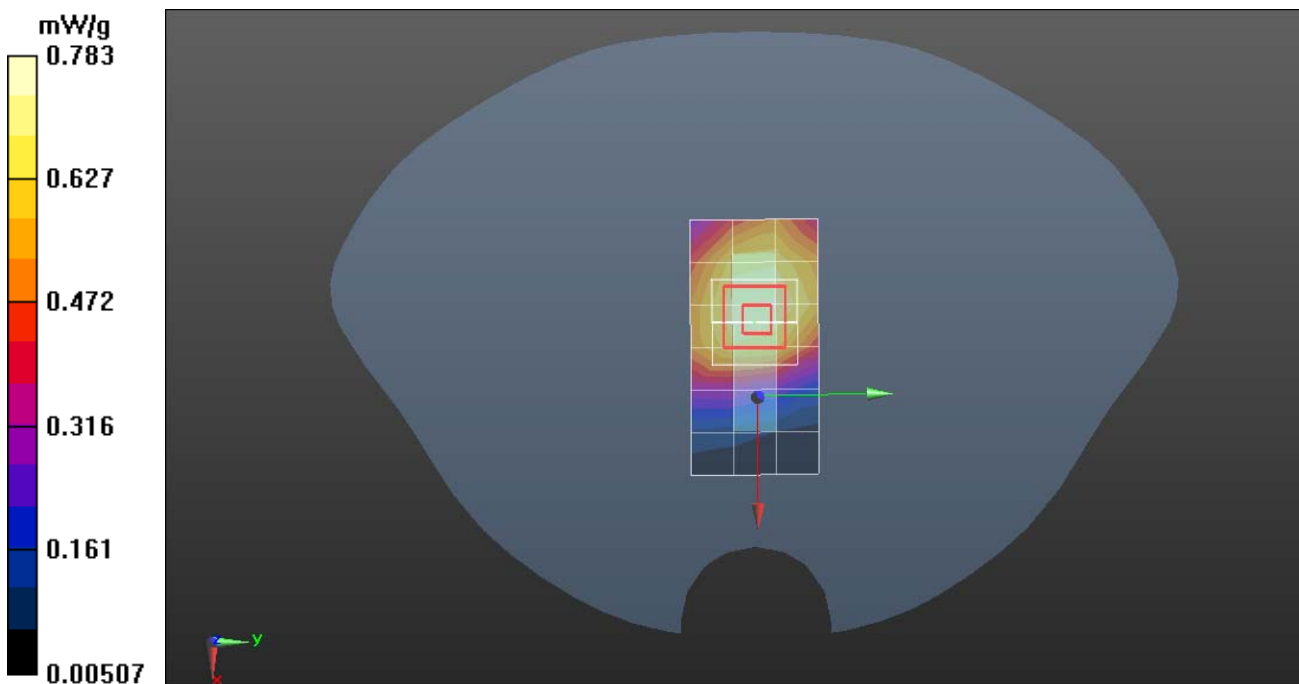
GPRS1900/ Rear Side High CH810/Zoom Scan (7x7x9)/Cube 0: Measurement grid: dx=5mm, dy=5mm, dz=5mm

Reference Value = 30.446 V/m; Power Drift = -0.003 dB

Peak SAR (extrapolated) = 1.815 mW/g

SAR(1 g) = 0.551 mW/g; SAR(10 g) = 0.342mW/g

Maximum value of SAR (measured) = 0.783 mW/g





Test Laboratory: Compliance Certification Services Inc.

GPRS1900-Body Right Side High CH810

DUT: 3G MOBILE PHONE; Type:U-710-2; Serial:111122221045345

Communication System: Generic GPRS; Communication System Band: GPRS 1900 (1850.0 - 1910.0 MHz); Frequency: 1909.8 MHz; Communication System PAR: 3.01dB

Ambient: Temperature: 21 °C Relative humidity: 58% Liquid : Temperature: 20 °C

Medium parameters used: $f = 1909.8$ MHz; $\sigma = 1.56$ mho/m; $\epsilon_r = 54.2$; $\rho = 1000$ kg/m³

Phantom section: Flat Section

Measurement Standard: DASYS (IEEE/IEC/ANSI C63.19-2007)

DASY Configuration:

- Probe: EX3DV4 - SN3755; ConvF(7.23, 7.23, 7.23); Calibrated: 1/20/2012
- Sensor-Surface: 2.5mm (Mechanical Surface Detection)
- Electronics: DAE4 Sn1245; Calibrated: 1/11/2012
- Phantom: Twin SAM Phantom; Type: QD 000 P40 CD; Serial: 1609
- DASY52 52.8.0(692); SEMCAD X 14.6.4(4989)

GPRS1900/ Right Side High H810/Area Scan (4x10x1): Measurement grid: dx=15mm, dy=15mm

Maximum value of SAR (interpolated) = 0.570 mW/g

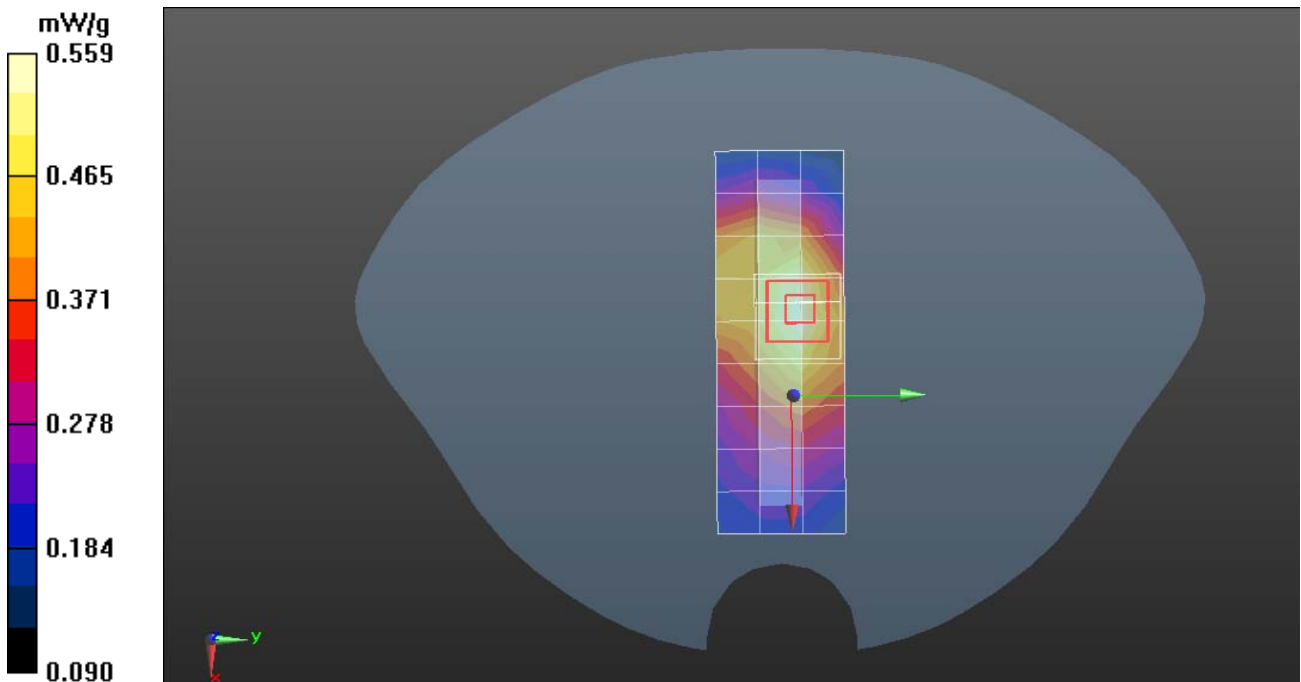
GPRS1900/ Right Side High H810/Zoom Scan (7x7x9)/Cube 0: Measurement grid: dx=5mm, dy=5mm, dz=5mm

Reference Value = 25.994 V/m; Power Drift = -0.021 dB

Peak SAR (extrapolated) = 1.024 mW/g

SAR(1 g) = 0.465 mW/g; SAR(10 g) = 0.308 mW/g

Maximum value of SAR (measured) = 0.559mW/g





Test Laboratory: Compliance Certification Services Inc.

GPRS1900-Body Left Side High CH810

DUT: 3G MOBILE PHONE; Type:U-710-2; Serial:111122221045345

Communication System: Generic GPRS; Communication System Band: GPRS 1900 (1850.0 - 1910.0 MHz); Frequency: 1909.8 MHz; Communication System PAR: 3.01dB

Ambient: Temperature: 21 °C Relative humidity: 58% Liquid : Temperature: 20 °C

Medium parameters used: $f = 1909.8$ MHz; $\sigma = 1.56$ mho/m; $\epsilon_r = 54.2$; $\rho = 1000$ kg/m³

Phantom section: Flat Section

Measurement Standard: DASYS (IEEE/IEC/ANSI C63.19-2007)

DASY Configuration:

- Probe: EX3DV4 - SN3755; ConvF(7.23, 7.23, 7.23); Calibrated: 1/20/2012
- Sensor-Surface: 2.5mm (Mechanical Surface Detection)
- Electronics: DAE4 Sn1245; Calibrated: 1/11/2012
- Phantom: Twin SAM Phantom; Type: QD 000 P40 CD; Serial: 1609
- DASYS 52.8.0(692); SEMCAD X 14.6.4(4989)

GPRS1900/ Left Side High CH810/Area Scan (4x10x1): Measurement grid: dx=15mm, dy=15mm

Maximum value of SAR (interpolated) = 0.520 mW/g

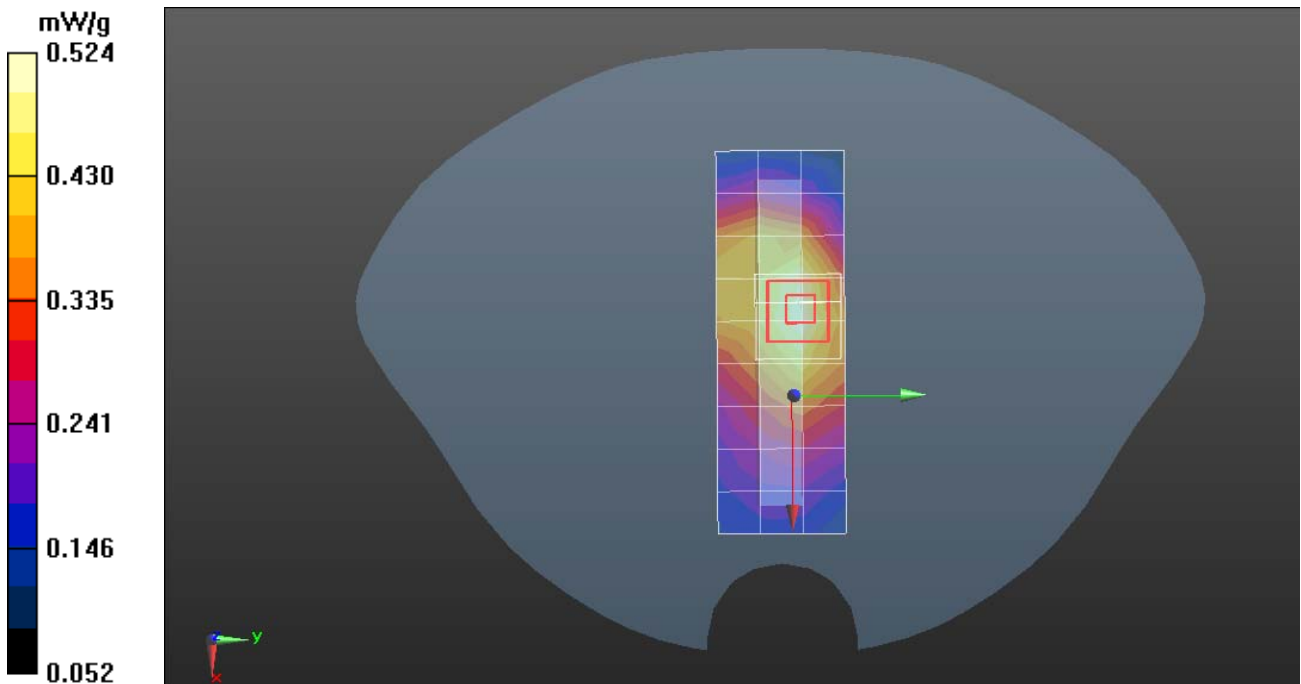
GPRS1900/ Left Side High CH810/Zoom Scan (7x7x9)/Cube 0: Measurement grid: dx=5mm, dy=5mm, dz=5mm

Reference Value = 28.594 V/m; Power Drift = -0.0021 dB

Peak SAR (extrapolated) = 1.225 mW/g

SAR(1 g) = 0.432 mW/g; SAR(10 g) = 0.329 mW/g

Maximum value of SAR (measured) = 0.524 mW/g





Test Laboratory: Compliance Certification Services Inc.

May 20, 2012

WCDMA Band V-Body Up Face High CH4233

DUT: 3G MOBILE PHONE; Type: U-710-2; Serial: 111122221045345

Communication System: FDD WCDMA; Communication System Band: Band V; Frequency: 846.6 MHz; Communication System PAR: 0 dB

Ambient: Temperature: 21 °C Relative humidity: 58% Liquid : Temperature: 20 °C

Medium parameters used: $f = 846.6$ MHz; $\sigma = 1.56$ mho/m; $\epsilon_r = 54.2$; $\rho = 1000$ kg/m³

Phantom section: Flat Section

Measurement Standard: DASYS (IEEE/IEC/ANSI C63.19-2007)

DASY5 Configuration:

- Probe: EX3DV4 - SN3755; ConvF(9.07, 9.07, 9.07); Calibrated: 1/20/2012
- Sensor-Surface: 2.5mm (Mechanical Surface Detection)
- Electronics: DAE4 Sn1245; Calibrated: 1/11/2012
- Phantom: Twin SAM Phantom; Type: QD 000 P40 CD; Serial: 1609
- Measurement SW: DASYS 52.8.0(692); SEMCAD X 14.6.4(4989)

WCDMA Band V/Body Up Face High CH4233/Area Scan (7x10x1): Measurement grid: dx=15mm, dy=15mm

Maximum value of SAR (measured) = 0.932 mW/g

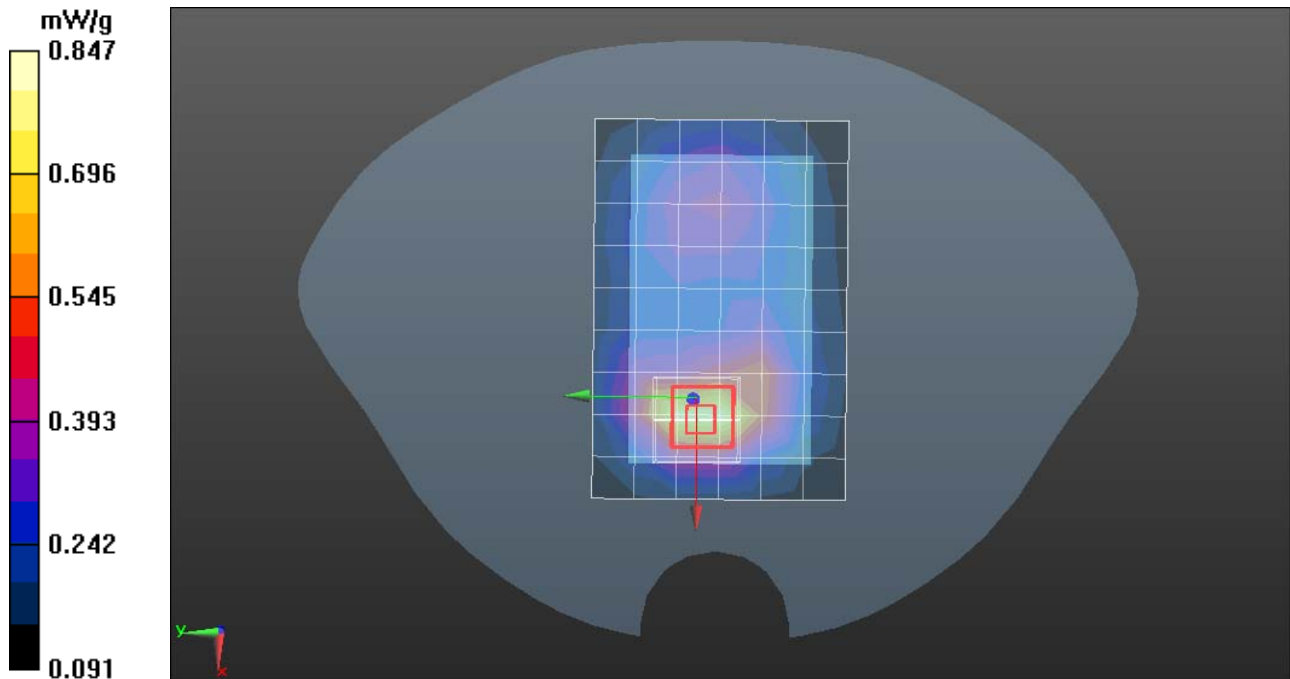
WCDMA Band V/Body Up Face High CH4233/ Zoom Scan (7x7x9)/Cube 0: Measurement grid: dx=5mm, dy=5mm, dz=5mm

Reference Value = 27.789 V/m; Power Drift = 0.015 dB

Peak SAR (extrapolated) = 1.624 W/kg

SAR(1 g) = 0.511 mW/g; SAR(10 g) = 0.329 mW/g

Maximum value of SAR (measured) = 0.847 mW/g





Test Laboratory: Compliance Certification Services Inc.

May 20, 2012

WCDMA Band V-Body Down Face High CH4233

DUT: 3G MOBILE PHONE; Type: U-710-2; Serial: 111122221045345

Communication System: FDD WCDMA; Communication System Band: Band V; Frequency: 846.6 MHz; Communication System PAR: 0 dB

Ambient: Temperature: 21 °C Relative humidity: 58% Liquid : Temperature: 20 °C

Medium parameters used: $f = 846.6$ MHz; $\sigma = 1.56$ mho/m; $\epsilon_r = 54.2$; $\rho = 1000$ kg/m³

Phantom section: Flat Section

Measurement Standard: DASYS (IEEE/IEC/ANSI C63.19-2007)

DASY5 Configuration:

- Probe: EX3DV4 - SN3755; ConvF(9.07, 9.07, 9.07); Calibrated: 1/20/2012
- Sensor-Surface: 2.5mm (Mechanical Surface Detection)
- Electronics: DAE4 Sn1245; Calibrated: 1/11/2012
- Phantom: Twin SAM Phantom; Type: QD 000 P40 CD; Serial: 1609
- Measurement SW: DASYS 52.8.0(692); SEMCAD X 14.6.4(4989)

WCDMA Band V/Body Down Face High CH4233/Area Scan (7x10x1): Measurement grid: dx=15mm, dy=15mm

Maximum value of SAR (measured) = 0.822 mW/g

WCDMA Band V/Body Down Face High CH4233/ Zoom Scan (7x7x9)/Cube 0: Measurement grid:

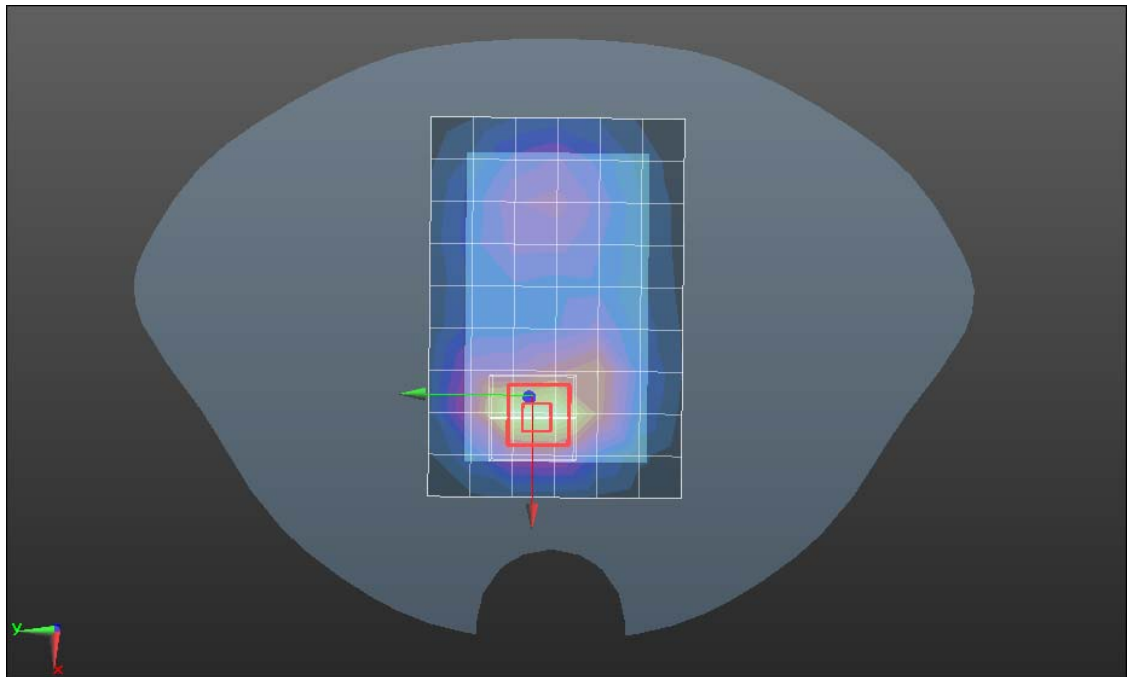
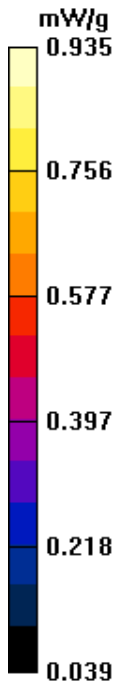
dx=5mm, dy=5mm, dz=5mm

Reference Value = 26.939 V/m; Power Drift = 0.05 dB

Peak SAR (extrapolated) = 2.324 W/kg

SAR(1 g) = 0.601 mW/g; SAR(10 g) = 0.353 mW/g

Maximum value of SAR (measured) = 0.935 mW/g





Test Laboratory: Compliance Certification Services Inc.

May 20,2012

WCDMA Band V-Body Rear Side High CH4233

DUT: 3G MOBILE PHONE; Type: U-710-2; Serial: 111122221045345

Communication System: FDD WCDMA; Communication System Band: Band V; Frequency: 846.6 MHz; Communication System PAR: 0 dB

Ambient: Temperature: 21 °C Relative humidity: 58% Liquid : Temperature: 20 °C

Medium parameters used: $f = 846.6$ MHz; $\sigma = 1.56$ mho/m; $\epsilon_r = 54.2$; $\rho = 1000$ kg/m³

Phantom section: Flat Section

Measurement Standard: DASYS (IEEE/IEC/ANSI C63.19-2007)

DASY5 Configuration:

- Probe: EX3DV4 - SN3755; ConvF(9.07, 9.07, 9.07); Calibrated: 1/20/2012
- Sensor-Surface: 2.5mm (Mechanical Surface Detection)
- Electronics: DAE4 Sn1245; Calibrated: 1/11/2012
- Phantom: Twin SAM Phantom; Type: QD 000 P40 CD; Serial: 1609
- Measurement SW: DASYS 52.8.0(692); SEMCAD X 14.6.4(4989)

WCDMA Band V/Body Rear Side High CH4233/Area Scan (4x7x1): Measurement grid: dx=15mm, dy=15mm

Maximum value of SAR (measured) = 0.782 mW/g

WCDMA Band V/Body Rear Side High CH4233/ Zoom Scan (7x7x9)/Cube 0: Measurement grid:

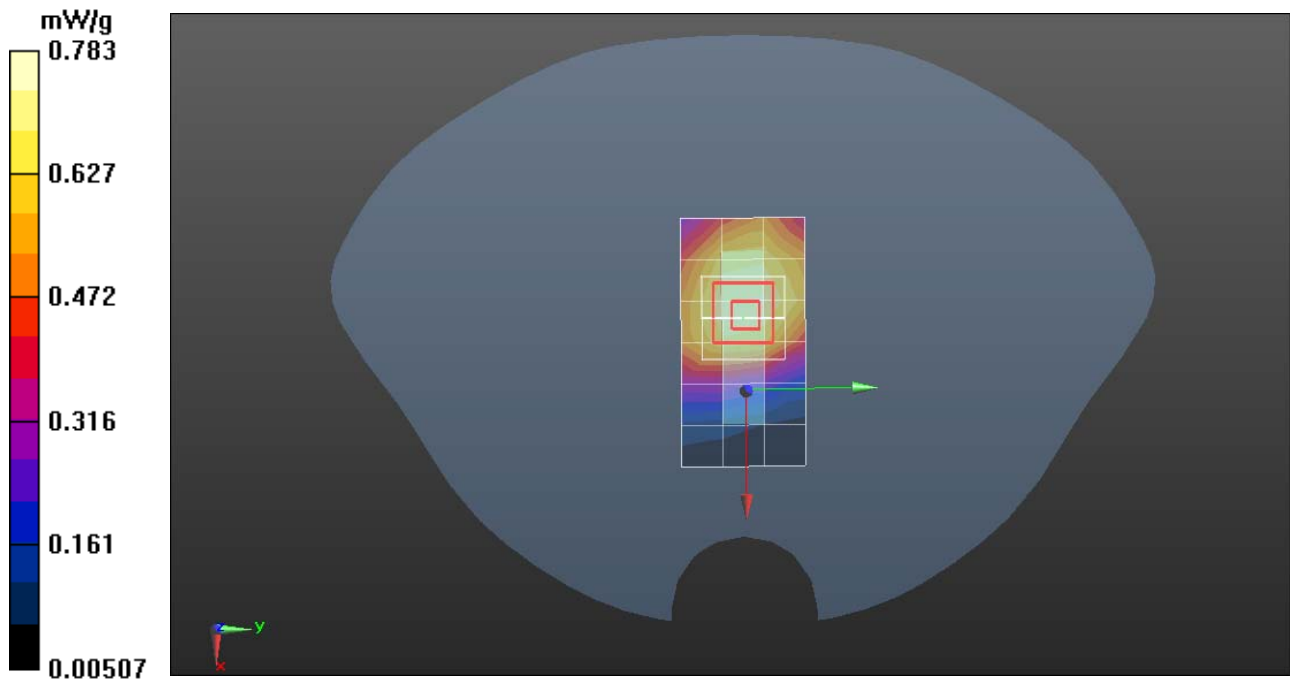
dx=5mm, dy=5mm, dz=5mm

Reference Value = 28.09 V/m; Power Drift = 0.005 dB

Peak SAR (extrapolated) = 1.624 W/kg

SAR(1 g) = 0.421 mW/g; SAR(10 g) = 0.308 mW/g

Maximum value of SAR (measured) = 0.783 mW/g





Test Laboratory: Compliance Certification Services Inc.

May 20, 2012

WCDMA Band V-Body Right Side High CH4233

DUT: 3G MOBILE PHONE; Type: U-710-2; Serial: 111122221045345

Communication System: FDD WCDMA; Communication System Band: Band V; Frequency: 846.6 MHz; Communication System PAR: 0 dB

Ambient: Temperature: 21 °C Relative humidity: 58% Liquid : Temperature: 20 °C

Medium parameters used: $f = 846.6$ MHz; $\sigma = 1.56$ mho/m; $\epsilon_r = 54.2$; $\rho = 1000$ kg/m³

Phantom section: Flat Section

Measurement Standard: DASYS (IEEE/IEC/ANSI C63.19-2007)

DASY5 Configuration:

- Probe: EX3DV4 - SN3755; ConvF(9.07, 9.07, 9.07); Calibrated: 1/20/2012
- Sensor-Surface: 2.5mm (Mechanical Surface Detection)
- Electronics: DAE4 Sn1245; Calibrated: 1/11/2012
- Phantom: Twin SAM Phantom; Type: QD 000 P40 CD; Serial: 1609
- Measurement SW: DASYS 52.8.0(692); SEMCAD X 14.6.4(4989)

WCDMA Band V/Body Right Side High CH4233/Area Scan (4x10x1): Measurement grid: dx=15mm, dy=15mm

Maximum value of SAR (measured) = 0.728 mW/g

WCDMA Band V/Body Right Side High CH4233/ Zoom Scan (7x7x9)/Cube 0: Measurement grid:

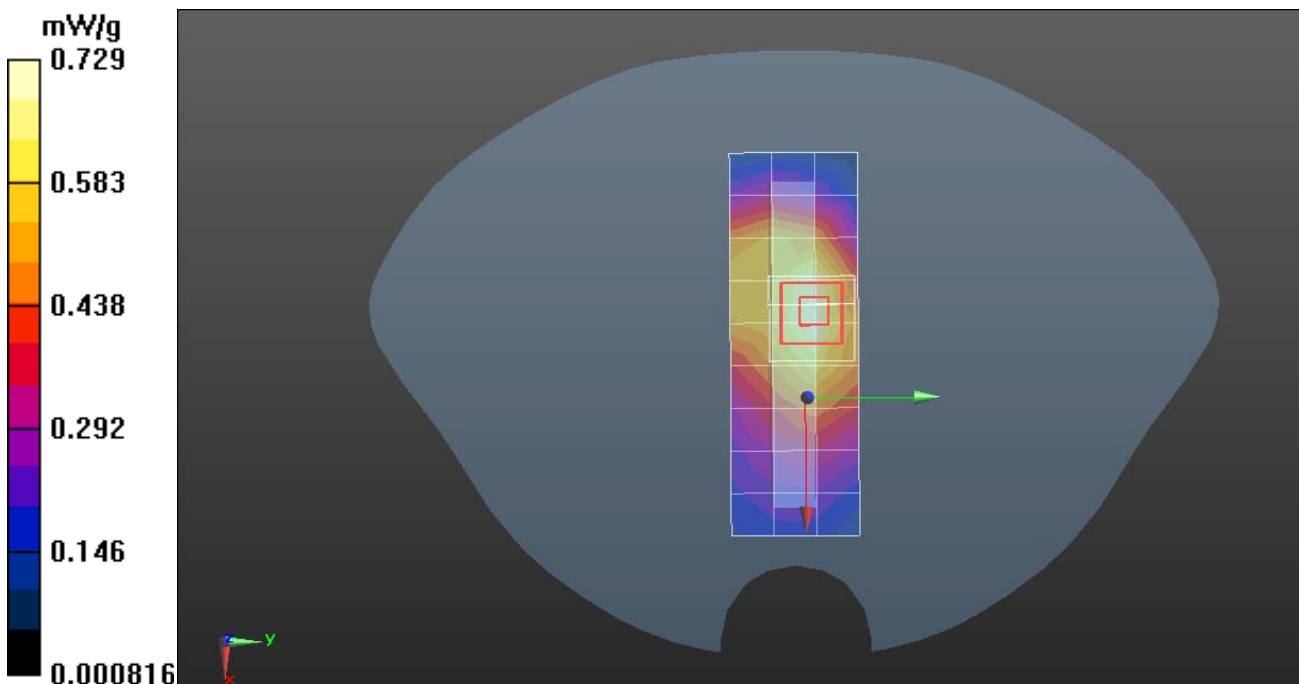
dx=5mm, dy=5mm, dz=5mm

Reference Value = 16.939 V/m; Power Drift = 0.05 dB

Peak SAR (extrapolated) = 1.625 W/kg

SAR(1 g) = 0.403mW/g; SAR(10 g) = 0.363 mW/g

Maximum value of SAR (measured) = 0.729 mW/g





Test Laboratory: Compliance Certification Services Inc.

May 20, 2012

WCDMA Band V-Body Left Side High CH4233

DUT: 3G MOBILE PHONE; Type: U-710-2; Serial: 111122221045345

Communication System: FDD WCDMA; Communication System Band: Band V; Frequency: 846.6 MHz; Communication System PAR: 0 dB

Ambient: Temperature: 21 °C Relative humidity: 58% Liquid : Temperature: 20 °C

Medium parameters used: $f = 846.6$ MHz; $\sigma = 1.56$ mho/m; $\epsilon_r = 54.2$; $\rho = 1000$ kg/m³

Phantom section: Flat Section

Measurement Standard: DASYS (IEEE/IEC/ANSI C63.19-2007)

DASY5 Configuration:

- Probe: EX3DV4 - SN3755; ConvF(9.07, 9.07, 9.07); Calibrated: 1/20/2012
- Sensor-Surface: 2.5mm (Mechanical Surface Detection)
- Electronics: DAE4 Sn1245; Calibrated: 1/11/2012
- Phantom: Twin SAM Phantom; Type: QD 000 P40 CD; Serial: 1609
- Measurement SW: DASYS 52.8.0(692); SEMCAD X 14.6.4(4989)

WCDMA Band V/Body Left Side High CH4233/Area Scan (4x10x1): Measurement grid: dx=15mm, dy=15mm

Maximum value of SAR (measured) = 0.822 mW/g

WCDMA Band V/Body Left Side High CH4233/ Zoom Scan (7x7x9)/Cube 0: Measurement grid:

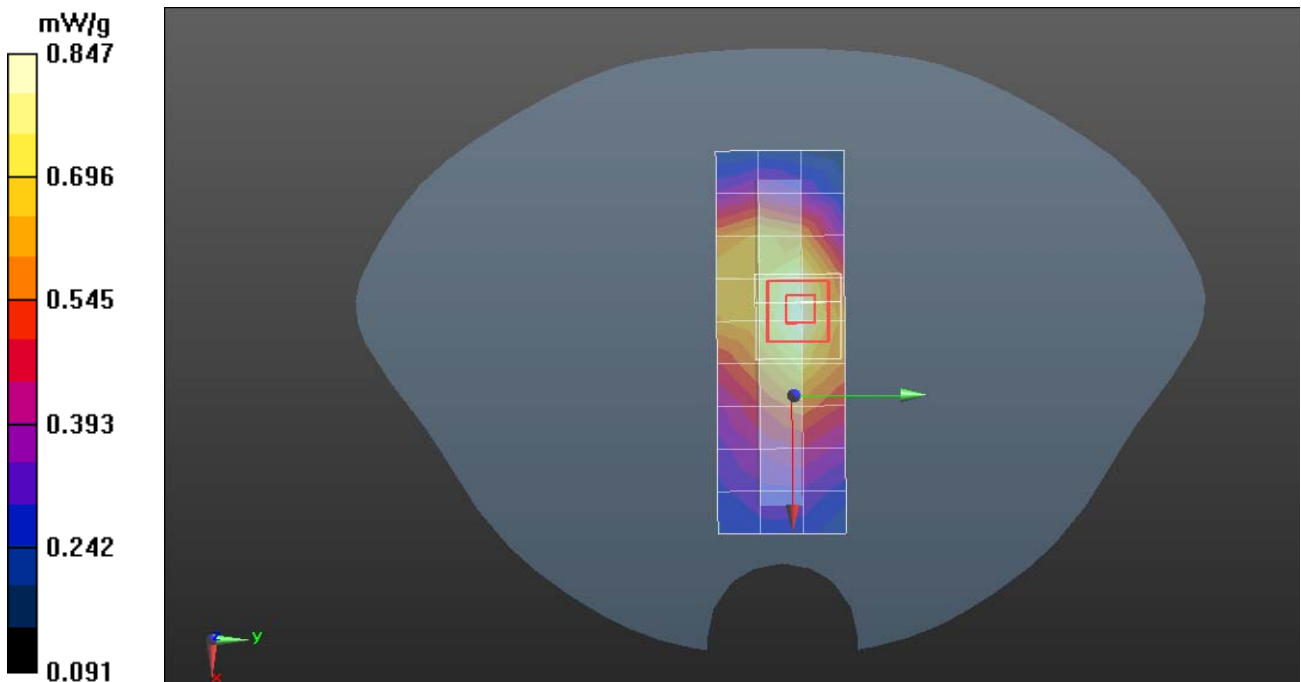
dx=5mm, dy=5mm, dz=5mm

Reference Value = 26.239 V/m; Power Drift = 0.002 dB

Peak SAR (extrapolated) = 1.824 W/kg

SAR(1 g) = 0.482 mW/g; SAR(10 g) = 0.373 mW/g

Maximum value of SAR (measured) = 0.847 mW/g





Test Laboratory: Compliance Certification Services Inc.

May 20, 2012

IEEE 802.11b- Body Up Face Middle CH6

DUT: 3G MOBILE PHONE; Type: U-710-2; Serial: 111122221045345

Communication System: IEEE 802.11b; Communication System Band: ISM 2.4GHz Band; Frequency: 2437 MHz; Communication System PAR: 0 dB

Ambient: Temperature: 21 °C Relative humidity: 58% Liquid : Temperature: 20 °C

Medium parameters used (interpolated): $f = 2437$ MHz; $\sigma = 1.99$ mho/m; $\epsilon_r = 53.21$; $\rho = 1000$ kg/m³

Phantom section: Flat Section

Measurement Standard: DASYS (IEEE/IEC/ANSI C63.19-2007)

DASY5 Configuration:

- Probe: EX3DV4 - SN3755; ConvF(7.06, 7.06, 7.06); Calibrated: 1/20/2012
- Sensor-Surface: 2.5mm (Mechanical Surface Detection)
- Electronics: DAE4 Sn1245; Calibrated: 1/11/2012
- Phantom: Twin SAM Phantom; Type: QD 000 P40 CD; Serial: 1609
- Measurement SW: DASYS 52.8.0(692); SEMCAD X 14.6.4(4989)

IEEE 802.11b/ Body Up Face Middle CH6/Area Scan (6x10x1):

Measurement grid: dx=15mm, dy=15mm

Maximum value of SAR (measured) = 0.644 mW/g

IEEE 802.11b/ Body Up Face Middle CH6/ Zoom Scan (7x7x9)/Cube 0:

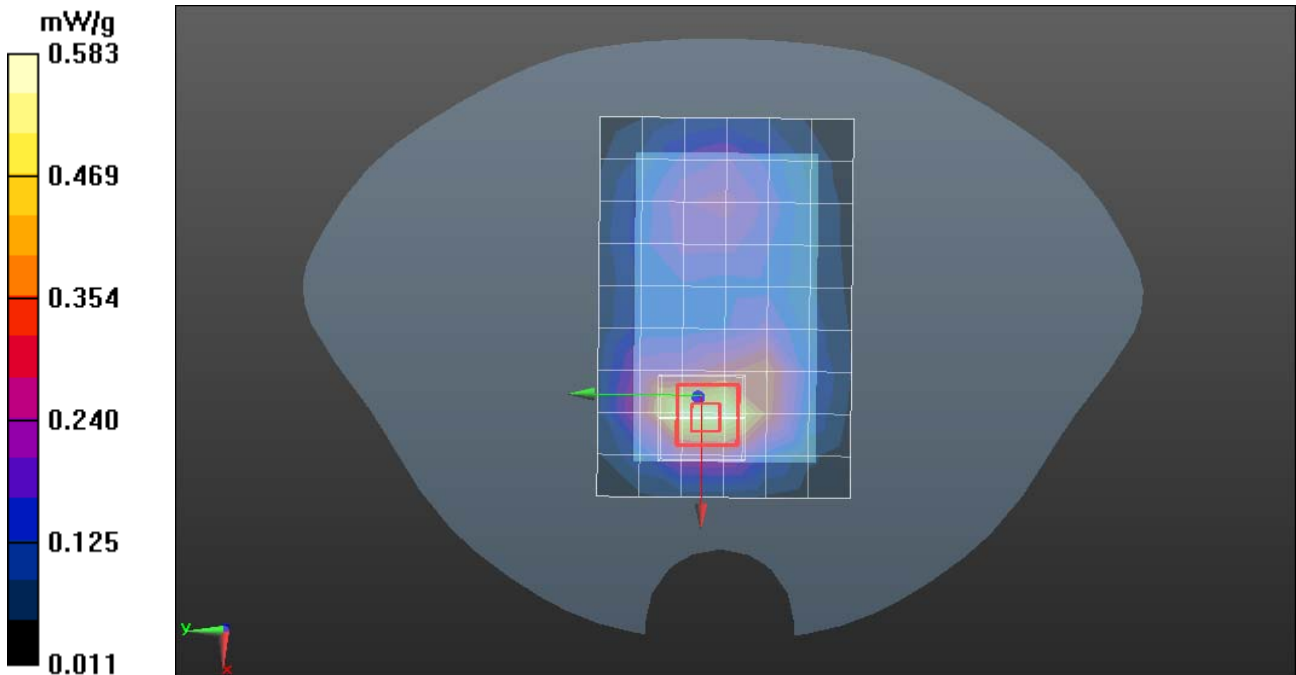
Measurement grid: dx=5mm, dy=5mm, dz=5mm

Reference Value = 22.317 V/m; Power Drift = -0.02 dB

Peak SAR (extrapolated) = 1.002 W/kg

SAR(1 g) = 0.473 mW/g; SAR(10 g) = 0.295 mW/g

Maximum value of SAR (measured) = 0.583mW/g





Test Laboratory: Compliance Certification Services Inc.

May 20, 2012

IEEE 802.11b- Body Down Face Middle CH6

DUT: 3G MOBILE PHONE; Type: U-710-2; Serial: 111122221045345

Communication System: IEEE 802.11b; Communication System Band: ISM 2.4GHz Band; Frequency: 2437 MHz; Communication System PAR: 0 dB

Ambient: Temperature: 21 °C Relative humidity: 58% Liquid : Temperature: 20 °C

Medium parameters used (interpolated): $f = 2437$ MHz; $\sigma = 1.99$ mho/m; $\epsilon_r = 53.21$; $\rho = 1000$ kg/m³

Phantom section: Flat Section

Measurement Standard: DASYS (IEEE/IEC/ANSI C63.19-2007)

DASY5 Configuration:

- Probe: EX3DV4 - SN3755; ConvF(7.06, 7.06, 7.06); Calibrated: 1/20/2012
- Sensor-Surface: 2.5mm (Mechanical Surface Detection)
- Electronics: DAE4 Sn1245; Calibrated: 1/11/2012
- Phantom: Twin SAM Phantom; Type: QD 000 P40 CD; Serial: 1609
- Measurement SW: DASYS 52.8.0(692); SEMCAD X 14.6.4(4989)

IEEE 802.11b/ Body Down Face Middle CH6/Area Scan (6x10x1):

Measurement grid: dx=15mm, dy=15mm

Maximum value of SAR (measured) = 0.664 mW/g

IEEE 802.11b/ Body Down Face Middle CH6/ Zoom Scan (7x7x9)/Cube 0:

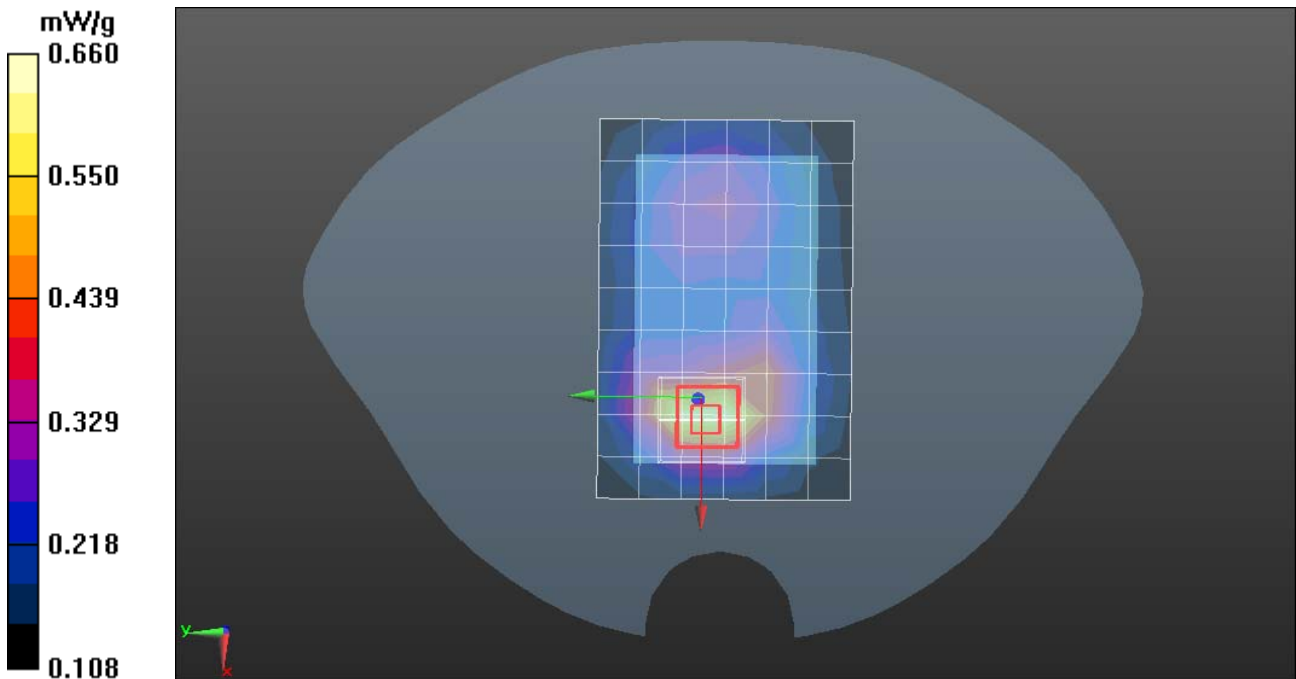
Measurement grid: dx=5mm, dy=5mm, dz=5mm

Reference Value = 22.517 V/m; Power Drift = -0.02 dB

Peak SAR (extrapolated) = 1.302 W/kg

SAR(1 g) = 0.579 mW/g; SAR(10 g) = 0.375 mW/g

Maximum value of SAR (measured) = 0.660 mW/g





Test Laboratory: Compliance Certification Services Inc.

May 20, 2012

IEEE 802.11b- Body Front Side Middle CH6

DUT: 3G MOBILE PHONE; Type: U-710-2; Serial: 111122221045345

Communication System: IEEE 802.11b; Communication System Band: ISM 2.4GHz Band; Frequency: 2437 MHz; Communication System PAR: 0 dB

Ambient: Temperature: 21 °C Relative humidity: 58% Liquid : Temperature: 20 °C

Medium parameters used (interpolated): $f = 2437$ MHz; $\sigma = 1.99$ mho/m; $\epsilon_r = 53.21$; $\rho = 1000$ kg/m³

Phantom section: Flat Section

Measurement Standard: DASYS (IEEE/IEC/ANSI C63.19-2007)

DASY5 Configuration:

- Probe: EX3DV4 - SN3755; ConvF(7.06, 7.06, 7.06); Calibrated: 1/20/2012
- Sensor-Surface: 2.5mm (Mechanical Surface Detection)
- Electronics: DAE4 Sn1245; Calibrated: 1/11/2012
- Phantom: Twin SAM Phantom; Type: QD 000 P40 CD; Serial: 1609
- Measurement SW: DASYS 52.8.0(692); SEMCAD X 14.6.4(4989)

IEEE 802.11b/ Body Front Side Middle CH6/Area Scan (6x10x1):

Measurement grid: dx=15mm, dy=15mm

Maximum value of SAR (measured) = 0.544 mW/g

IEEE 802.11b/ Body Front Side Middle CH6/ Zoom Scan (7x7x9)/Cube 0:

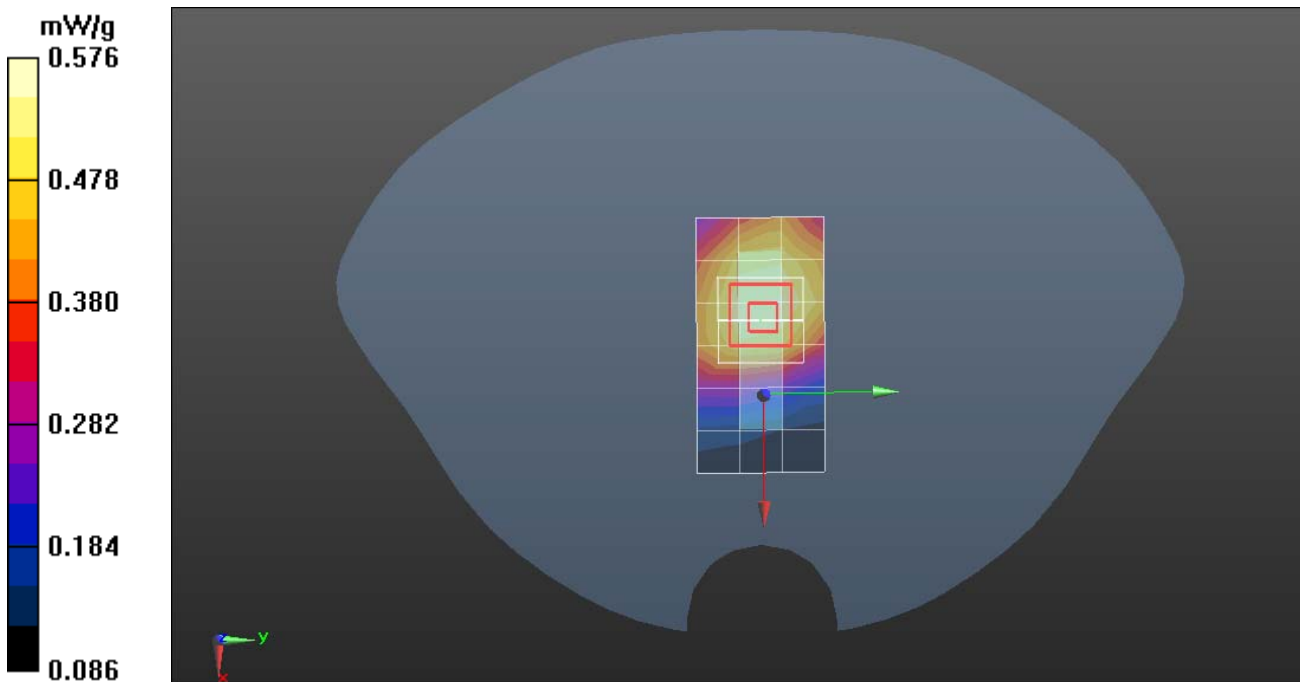
Measurement grid: dx=5mm, dy=5mm, dz=5mm

Reference Value = 24.517 V/m; Power Drift = -0.002 dB

Peak SAR (extrapolated) = 1.402 W/kg

SAR(1 g) = 0.453 mW/g; SAR(10 g) = 0.295 mW/g

Maximum value of SAR (measured) = 0.576 mW/g





Test Laboratory: Compliance Certification Services Inc.

May 20, 2012

IEEE 802.11b- Body Right Side Middle CH6

DUT: 3G MOBILE PHONE; Type: U-710-2; Serial: 111122221045345

Communication System: IEEE 802.11b; Communication System Band: ISM 2.4GHz Band; Frequency: 2437 MHz; Communication System PAR: 0 dB

Ambient: Temperature: 21 °C Relative humidity: 58% Liquid : Temperature: 20 °C

Medium parameters used (interpolated): $f = 2437$ MHz; $\sigma = 1.99$ mho/m; $\epsilon_r = 53.21$; $\rho = 1000$ kg/m³

Phantom section: Flat Section

Measurement Standard: DASYS (IEEE/IEC/ANSI C63.19-2007)

DASY5 Configuration:

- Probe: EX3DV4 - SN3755; ConvF(7.06, 7.06, 7.06); Calibrated: 1/20/2012
- Sensor-Surface: 2.5mm (Mechanical Surface Detection)
- Electronics: DAE4 Sn1245; Calibrated: 1/11/2012
- Phantom: Twin SAM Phantom; Type: QD 000 P40 CD; Serial: 1609
- Measurement SW: DASYS 52.8.0(692); SEMCAD X 14.6.4(4989)

IEEE 802.11b/ Body Right Side Middle CH6/Area Scan (6x10x1):

Measurement grid: dx=15mm, dy=15mm

Maximum value of SAR (measured) = 0.454 mW/g

IEEE 802.11b/ Body Right Side Middle CH6/ Zoom Scan (7x7x9)/Cube 0:

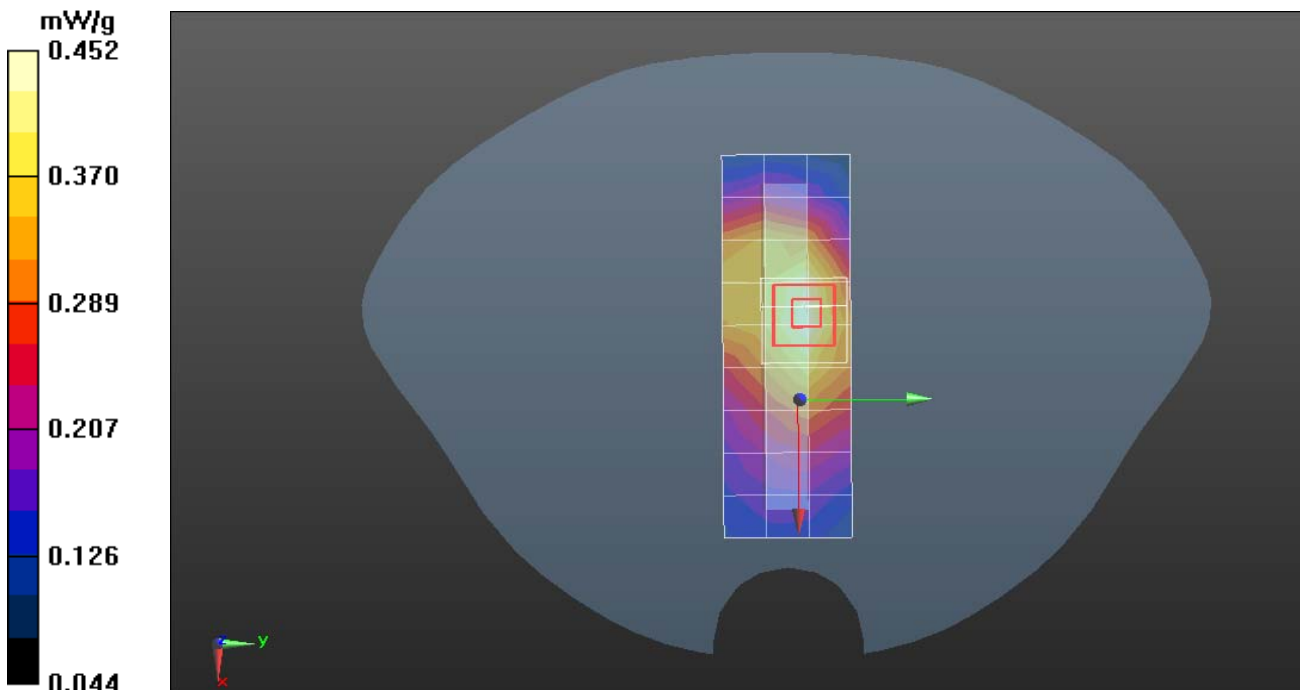
Measurement grid: dx=5mm, dy=5mm, dz=5mm

Reference Value = 25.317 V/m; Power Drift = -0.02 dB

Peak SAR (extrapolated) = 1.122 W/kg

SAR(1 g) = 0.383 mW/g; SAR(10 g) = 0.267 mW/g

Maximum value of SAR (measured) = 0.452 mW/g





Test Laboratory: Compliance Certification Services Inc.

May 20, 2012

IEEE 802.11b- Body Left Side Middle CH6

DUT: 3G MOBILE PHONE; Type: U-710-2; Serial: 111122221045345

Communication System: IEEE 802.11b; Communication System Band: ISM 2.4GHz Band; Frequency: 2437 MHz; Communication System PAR: 0 dB

Ambient: Temperature: 21 °C Relative humidity: 58% Liquid : Temperature: 20 °C

Medium parameters used (interpolated): $f = 2437$ MHz; $\sigma = 1.99$ mho/m; $\epsilon_r = 53.21$; $\rho = 1000$ kg/m³

Phantom section: Flat Section

Measurement Standard: DASYS (IEEE/IEC/ANSI C63.19-2007)

DASY5 Configuration:

- Probe: EX3DV4 - SN3755; ConvF(7.06, 7.06, 7.06); Calibrated: 1/20/2012
- Sensor-Surface: 2.5mm (Mechanical Surface Detection)
- Electronics: DAE4 Sn1245; Calibrated: 1/11/2012
- Phantom: Twin SAM Phantom; Type: QD 000 P40 CD; Serial: 1609
- Measurement SW: DASYS 52.8.0(692); SEMCAD X 14.6.4(4989)

IEEE 802.11b/ Body Left Side Middle CH6/Area Scan (6x10x1):

Measurement grid: dx=15mm, dy=15mm

Maximum value of SAR (measured) = 0.503 mW/g

IEEE 802.11b/ Body Left Side Middle CH6/ Zoom Scan (7x7x9)/Cube 0:

Measurement grid: dx=5mm, dy=5mm, dz=5mm

Reference Value = 25.317 V/m; Power Drift = -0.02 dB

Peak SAR (extrapolated) = 1.367 W/kg

SAR(1 g) = 0.423 mW/g; SAR(10 g) = 0.285 mW/g

Maximum value of SAR (measured) = 0.506mW/g

