



<b>GSM 850-Right Head Cheek High CH251 .....</b>	<b>2</b>
<b>GSM 850-Right Head Tilted High CH251 .....</b>	<b>3</b>
<b>GSM 850-Left Head Cheek High CH251 .....</b>	<b>4</b>
<b>GSM 850-Left Head Tilted High CH251 .....</b>	<b>5</b>
<b>PCS-1900-Right Head Cheek High CH810 .....</b>	<b>6</b>
<b>PCS-1900-Right Head Tilted High CH810 .....</b>	<b>7</b>
<b>PCS 1900-Left Head Cheek High CH810 .....</b>	<b>8</b>
<b>PCS 1900-Left Head Tilted High CH810 .....</b>	<b>9</b>
<b>GSM 850-Body Up High CH251 .....</b>	<b>10</b>
<b>GSM 850-Body Down High CH251 .....</b>	<b>11</b>
<b>GPRS 850-Body Up Low CH251 .....</b>	<b>12</b>
<b>GPRS 850-Body Down Low CH251 .....</b>	<b>13</b>
<b>PCS1900-Body Up High CH810 .....</b>	<b>14</b>
<b>PCS1900-Body Down High CH810 .....</b>	<b>15</b>
<b>GPRS1900-Body Up High CH810 .....</b>	<b>16</b>
<b>GPRS1900-Body Down High CH810 .....</b>	<b>17</b>
<b>IEEE 802.11b-Right Head Cheek Low CH1 .....</b>	<b>18</b>
<b>IEEE 802.11b-Right Head Tilted Low CH1 .....</b>	<b>19</b>
<b>IEEE 802.11b-Left Head Cheek Low CH1 .....</b>	<b>20</b>
<b>IEEE 802.11b-Left Head Tilted Low CH1 .....</b>	<b>21</b>
<b>IEEE 802.11b-Body Up Low CH1 .....</b>	<b>22</b>
<b>IEEE 802.11b-Body Down Low CH1 .....</b>	<b>23</b>



Test Laboratory: Compliance Certification Services Inc.

March 22, 2012

**GSM 850-Right Head Cheek High CH251**

**DUT: GSM Mobile phone; Type: U-600-2 ; Serial: 861587562954788**

Communication System: Generic GSM; Communication System Band: GSM 850 (824.0 - 849.0 MHz);

Frequency: 848.6 MHz; Communication System PAR: 9.03 dB

Medium parameters used (interpolated):  $f = 848.6$  MHz;  $\sigma = 0.899$  mho/m;  $\epsilon_r = 41.327$ ;  $\rho = 1000$  kg/m<sup>3</sup>

Phantom section: Right Section

Measurement Standard: DASYS (IEEE/IEC/ANSI C63.19-2007)

DASY Configuration:

- Probe: EX3DV4 - SN3755; ConvF(8.99, 8.99, 8.99); Calibrated: 1/20/2012
- Sensor-Surface: 2.5mm (Mechanical Surface Detection)
- Electronics: DAE4 Sn1245; Calibrated: 1/11/2012
- Phantom: Twin SAM Phantom; Type: QD 000 P40 CD; Serial: 1609
- DASYS 52.8.0(692); SEMCAD X 14.6.4(4989)

**GSM850/Right Head Cheek High CH251/Area Scan (6x10x1):** Measurement grid: dx=15mm, dy=15mm

Maximum value of SAR (measured) = 0.670 mW/g


**GSM850/Right Head Cheek High CH251/Zoom Scan (7x7x7)/Cube 0:** Measurement grid: dx=5mm, dy=5mm, dz=5mm

Reference Value = 12.060 V/m; Power Drift = -0.02 dB

Peak SAR (extrapolated) = 0.9430

**SAR(1 g) = 0.577 mW/g; SAR(10 g) = 0.412 mW/g**

Maximum value of SAR (measured) = 0.632 mW/g





Test Laboratory: Compliance Certification Services Inc.

March 22, 2012

**GSM 850-Right Head Tilted High CH251**

**DUT: GSM Mobile phone; Type: U-600-2 ; Serial: 861587562954788**

Communication System: Generic GSM; Communication System Band: GSM 850 (824.0 - 849.0 MHz);

Frequency: 848.6 MHz; Communication System PAR: 9.03 dB

Medium parameters used (interpolated):  $f = 848.6$  MHz;  $\sigma = 0.899$  mho/m;  $\epsilon_r = 41.327$ ;  $\rho = 1000$  kg/m<sup>3</sup>

Phantom section: Right Section

Measurement Standard: DASYS (IEEE/IEC/ANSI C63.19-2007)

DASY Configuration:

- Probe: EX3DV4 - SN3755; ConvF(8.99, 8.99, 8.99); Calibrated: 1/20/2012
- Sensor-Surface: 2.5mm (Mechanical Surface Detection)
- Electronics: DAE4 Sn1245; Calibrated: 1/11/2012
- Phantom: Twin SAM Phantom; Type: QD 000 P40 CD; Serial: 1609
- DASYS 52.8.0(692); SEMCAD X 14.6.4(4989)

**GSM850/Right Head Tilted High CH251/Area Scan (6x10x1):** Measurement grid: dx=15mm, dy=15mm

Maximum value of SAR (measured) = 0.454 mW/g


**GSM850/Right Head Tilted High CH251/Zoom Scan (7x7x9)/Cube 0:** Measurement grid: dx=5mm, dy=5mm, dz=3mm

Reference Value = 17.678 V/m; Power Drift = -0.03 dB

Peak SAR (extrapolated) = 0.5280

**SAR(1 g) = 0.401 mW/g; SAR(10 g) = 0.255 mW/g**

Maximum value of SAR (measured) = 0.455 mW/g





Test Laboratory: Compliance Certification Services Inc.

March 22, 2012

**GSM 850-Left Head Cheek High CH251**

**DUT: GSM Mobile phone; Type: U-600-2 ; Serial: 861587562954788**

Communication System: Generic GSM; Communication System Band: GSM 850 (824.0 - 849.0 MHz);

Frequency: 848.6 MHz; Communication System PAR: 9.03 dB

Medium parameters used (interpolated):  $f = 848.6$  MHz;  $\sigma = 0.899$  mho/m;  $\epsilon_r = 41.327$ ;  $\rho = 1000$  kg/m<sup>3</sup>

Phantom section: Left Section

Measurement Standard: DASYS (IEEE/IEC/ANSI C63.19-2007)

DASY Configuration:

- Probe: EX3DV4 - SN3755; ConvF(8.99, 8.99, 8.99); Calibrated: 1/20/2012
- Sensor-Surface: 2.5mm (Mechanical Surface Detection)
- Electronics: DAE4 Sn1245; Calibrated: 1/11/2012
- Phantom: Twin SAM Phantom; Type: QD 000 P40 CD; Serial: 1609
- DASYS 52.8.0(692); SEMCAD X 14.6.4(4989)

**GSM850/Left Head Cheek High CH251/Area Scan (6x10x1):** Measurement grid: dx=15mm, dy=15mm

Maximum value of SAR (measured) = 0.670 mW/g

**GSM850/Left Head Cheek High CH251/Zoom Scan (7x7x9)/Cube 0:** Measurement grid: dx=5mm,


dy=5mm, dz=3mm

Reference Value = 12.826 V/m; Power Drift = -34.23 dB

Peak SAR (extrapolated) = 1.2260

**SAR(1 g) = 0.539 mW/g; SAR(10 g) = 0.419 mW/g**

Maximum value of SAR (measured) = 0.699 mW/g





Test Laboratory: Compliance Certification Services Inc.

March 22, 2012

**GSM 850-Left Head Tilted High CH251**

**DUT: GSM Mobile phone; Type: U-600-2 ; Serial: 861587562954788**

Communication System: Generic GSM; Communication System Band: GSM 850 (824.0 - 849.0 MHz);

Frequency: 848.6 MHz; Communication System PAR: 9.03 dB

Medium parameters used (interpolated):  $f = 848.6$  MHz;  $\sigma = 0.899$  mho/m;  $\epsilon_r = 41.327$ ;  $\rho = 1000$  kg/m<sup>3</sup>

Phantom section: Left Section

Measurement Standard: DASYS (IEEE/IEC/ANSI C63.19-2007)

DASY Configuration:

- Probe: EX3DV4 - SN3755; ConvF(8.99, 8.99, 8.99); Calibrated: 1/20/2012
- Sensor-Surface: 2.5mm (Mechanical Surface Detection),  $z = 1.0, 25.0$
- Electronics: DAE4 Sn1245; Calibrated: 1/11/2012
- Phantom: Twin SAM Phantom; Type: QD 000 P40 CD; Serial: 1609
- DASYS 52.8.0(692); SEMCAD X 14.6.4(4989)

**GSM850/Left Head Tilted High CH251/Area Scan (6x10x1):** Measurement grid: dx=15mm, dy=15mm

Maximum value of SAR (measured) = 0.428 mW/g

**GSM850/Left Head Tilted High CH251/Zoom Scan (7x7x9)/Cube 0:** Measurement grid: dx=5mm,


dy=5mm, dz=3mm

Reference Value = 16.763 V/m; Power Drift = -0.06 dB

Peak SAR (extrapolated) = 0.5010

**SAR(1 g) = 0.396 mW/g; SAR(10 g) = 0.285 mW/g**

Maximum value of SAR (measured) = 0.430 mW/g





Test Laboratory: Compliance Certification Services Inc.

March 22, 2012

**PCS-1900-Right Head Cheek High CH810**

**DUT: GSM Mobile phone; Type: U-600-2 ; Serial: 861587562954788**

Communication System: Generic GSM; Communication System Band: PCS 1900 (1850.0 - 1910.0 MHz);

Frequency: 1910MHz; Communication System PAR: 9.03 dB

Medium parameters used:  $f = 1910\text{MHz}$ ;  $\sigma = 1.47\text{ mho/m}$ ;  $\epsilon_r = 39.6$ ;  $\rho = 1000\text{ kg/m}^3$

Phantom section: Right Section

Measurement Standard: DASYS (IEEE/IEC/ANSI C63.19-2007)

DASY5 Configuration:

- Probe: EX3DV4 - SN3755; ConvF(7.84, 7.84, 7.84); Calibrated: 1/20/2012
- Sensor-Surface: 2.5mm (Mechanical Surface Detection)
- Electronics: DAE4 Sn1245; Calibrated: 1/11/2012
- Phantom: Twin SAM Phantom; Type: QD 000 P40 CD; Serial: 1609
- Measurement SW: DASYS2, Version 52.6 (1); SEMCAD X Version 14.4.2 (2595)

**PCS1900/Right Head Cheek High CH810/Area Scan (6x9x1):** Measurement grid:  $dx=15\text{mm}$ ,  $dy=15\text{mm}$

Maximum value of SAR (measured) = 0.769 mW/g


**PCS1900/Right Head Cheek High CH810/Zoom Scan (7x7x9)/Cube 0:** Measurement grid:  $dx=5\text{mm}$ ,  $dy=5\text{mm}$ ,  $dz=5\text{mm}$

Reference Value = 16.426 V/m; Power Drift = 0.17 dB

Peak SAR (extrapolated) = 1.154 W/kg

**SAR(1 g) = 0.523 mW/g; SAR(10 g) = 0.367 mW/g**

Maximum value of SAR (measured) = 0.857 mW/g







Test Laboratory: Compliance Certification Services Inc.

March 22, 2012

**PCS-1900-Right Head Tilted High CH810**

**DUT: GSM Mobile phone; Type: U-600-2 ; Serial: 861587562954788**

Communication System: Generic GSM; Communication System Band: PCS 1900 (1850.0 - 1910.0 MHz);

Frequency: 1910MHz; Communication System PAR: 9.03 dB

Medium parameters used:  $f = 1910\text{MHz}$ ;  $\sigma = 1.47 \text{ mho/m}$ ;  $\epsilon_r = 39.6$ ;  $\rho = 1000 \text{ kg/m}^3$

Phantom section: Right Section

Measurement Standard: DASYS (IEEE/IEC/ANSI C63.19-2007)

DASY5 Configuration:

- Probe: EX3DV4 - SN3755; ConvF(7.84, 7.84, 7.84); Calibrated: 1/20/2012
- Sensor-Surface: 2.5mm (Mechanical Surface Detection)
- Electronics: DAE4 Sn1245; Calibrated: 1/11/2012
- Phantom: Twin SAM Phantom; Type: QD 000 P40 CD; Serial: 1609
- Measurement SW: DASYS2, Version 52.6 (1); SEMCAD X Version 14.4.2 (2595)

**PCS1900/Right Head Tilted High CH810/Area Scan (6x9x1):**

Measurement grid:  $dx=15\text{mm}$ ,  $dy=15\text{mm}$

Maximum value of SAR (measured) = 0.703 mW/g

**PCS1900/Right Head Tilted High CH810/Zoom Scan (7x7x9)/Cube 0:** Measurement grid:  $dx=5\text{mm}$ ,


$dy=5\text{mm}$ ,  $dz=5\text{mm}$

Reference Value = 18.947 V/m; Power Drift = 0.02 dB

Peak SAR (extrapolated) = 1.126 W/kg

**SAR(1 g) = 0.468 mW/g; SAR(10 g) = 0.352 mW/g**

Maximum value of SAR (measured) = 0.633 mW/g





Test Laboratory: Compliance Certification Services Inc.

March 22, 2012

**PCS 1900-Left Head Cheek High CH810**

**DUT: GSM Mobile phone; Type: U-600-2 ; Serial: 861587562954788**

Communication System: Generic GSM; Communication System Band: PCS 1900 (1850.0 - 1910.0 MHz);

Frequency: 1910MHz; Communication System PAR: 9.03 dB

Medium parameters used:  $f = 1910\text{MHz}$ ;  $\sigma = 1.47 \text{ mho/m}$ ;  $\epsilon_r = 39.6$ ;  $\rho = 1000 \text{ kg/m}^3$

Phantom section: Left Section

Measurement Standard: DASYS (IEEE/IEC/ANSI C63.19-2007)

DASY5 Configuration:

- Probe: EX3DV4 - SN3755; ConvF(7.84, 7.84, 7.84); Calibrated: 1/20/2012
- Sensor-Surface: 2.5mm (Mechanical Surface Detection)
- Electronics: DAE4 Sn1245; Calibrated: 1/11/2012
- Phantom: Twin SAM Phantom; Type: QD 000 P40 CD; Serial: 1609
- Measurement SW: DASYS2, Version 52.6 (1); SEMCAD X Version 14.4.2 (2595)

**PCS1900/Left Head Cheek High CH810/Area Scan (6x9x1):** Measurement grid:  $dx=15\text{mm}$ ,  $dy=15\text{mm}$

Maximum value of SAR (measured) = 0.533 mW/g

**PCS1900/Left Head Cheek High CH810/Zoom Scan (7x7x9)/Cube 0:** Measurement grid:  $dx=5\text{mm}$ ,


$dy=5\text{mm}$ ,  $dz=5\text{mm}$

Reference Value = 16.367 V/m; Power Drift = -0.16 dB

Peak SAR (extrapolated) = 0.796 W/kg

**SAR(1 g) = 0.512 mW/g; SAR(10 g) = 0.297mW/g**

Maximum value of SAR (measured) = 0.628 mW/g







Test Laboratory: Compliance Certification Services Inc.

March 22, 2012

**PCS 1900-Left Head Tilted High CH810**

**DUT: GSM Mobile phone; Type: U-600-2 ; Serial: 861587562954788**

Communication System: Generic GSM; Communication System Band: PCS 1900 (1850.0 - 1910.0 MHz);

Frequency: 1910MHz; Communication System PAR: 9.03 dB

Medium parameters used:  $f = 1910\text{MHz}$ ;  $\sigma = 1.47\text{ mho/m}$ ;  $\epsilon_r = 39.6$ ;  $\rho = 1000\text{ kg/m}^3$

Phantom section: Left Section

Measurement Standard: DASYS (IEEE/IEC/ANSI C63.19-2007)

DASY5 Configuration:

- Probe: EX3DV4 - SN3755; ConvF(7.84, 7.84, 7.84); Calibrated: 1/20/2012
- Sensor-Surface: 2.5mm (Mechanical Surface Detection)
- Electronics: DAE4 Sn1245; Calibrated: 1/11/2012
- Phantom: Twin SAM Phantom; Type: QD 000 P40 CD; Serial: 1609
- Measurement SW: DASYS2, Version 52.6 (1); SEMCAD X Version 14.4.2 (2595)

**PCS1900/Left Head Tilted High CH810/Area Scan (6x9x1):**

Measurement grid:  $dx=15\text{mm}$ ,  $dy=15\text{mm}$

Maximum value of SAR (measured) = 0.454 mW/g

**PCS1900/Left Head Tilted High CH810/Zoom Scan (7x7x9)/Cube 0: Measurement grid:  $dx=5\text{mm}$ ,**


$dy=5\text{mm}$ ,  $dz=5\text{mm}$

Reference Value = 12.272 V/m; Power Drift = 0.01 dB

Peak SAR (extrapolated) = 0.615 W/kg

**SAR(1 g) = 0.371 mW/g; SAR(10 g) = 0.315 mW/g**

Maximum value of SAR (measured) = 0.468 mW/g





Test Laboratory: Compliance Certification Services Inc.

March 22, 2012

**GSM 850-Body Up High CH251**

**DUT: GSM Mobile phone; Type: U-600-2 ; Serial: 861587562954788**

Communication System: Generic GSM; Communication System Band: GSM 850 (824.0 - 849.0 MHz);

Frequency: 848.6 MHz; Communication System PAR: 9.03 dB

Medium parameters used (interpolated):  $f = 848.6$  MHz;  $\sigma = 0.969$  mho/m;  $\epsilon_r = 55.752$ ;  $\rho = 1000$  kg/m<sup>3</sup>

Phantom section: Flat Section

Measurement Standard: DASYS (IEEE/IEC/ANSI C63.19-2007)

DASY Configuration:

- Probe: EX3DV4 - SN3755; ConvF(9.07, 9.07, 9.07); Calibrated: 1/20/2012
- Sensor-Surface: 2.5mm (Mechanical Surface Detection)
- Electronics: DAE4 Sn1245; Calibrated: 1/11/2012
- Phantom: Twin SAM Phantom; Type: QD 000 P40 CD; Serial: 1609
- DASYS 52.8.0(692); SEMCAD X 14.6.4(4989)

**GSM 850/GSM850 Body Up High CH251/Area Scan (6x10x1):** Measurement grid: dx=15mm, dy=15mm

Maximum value of SAR (measured) = 0.446 mW/g

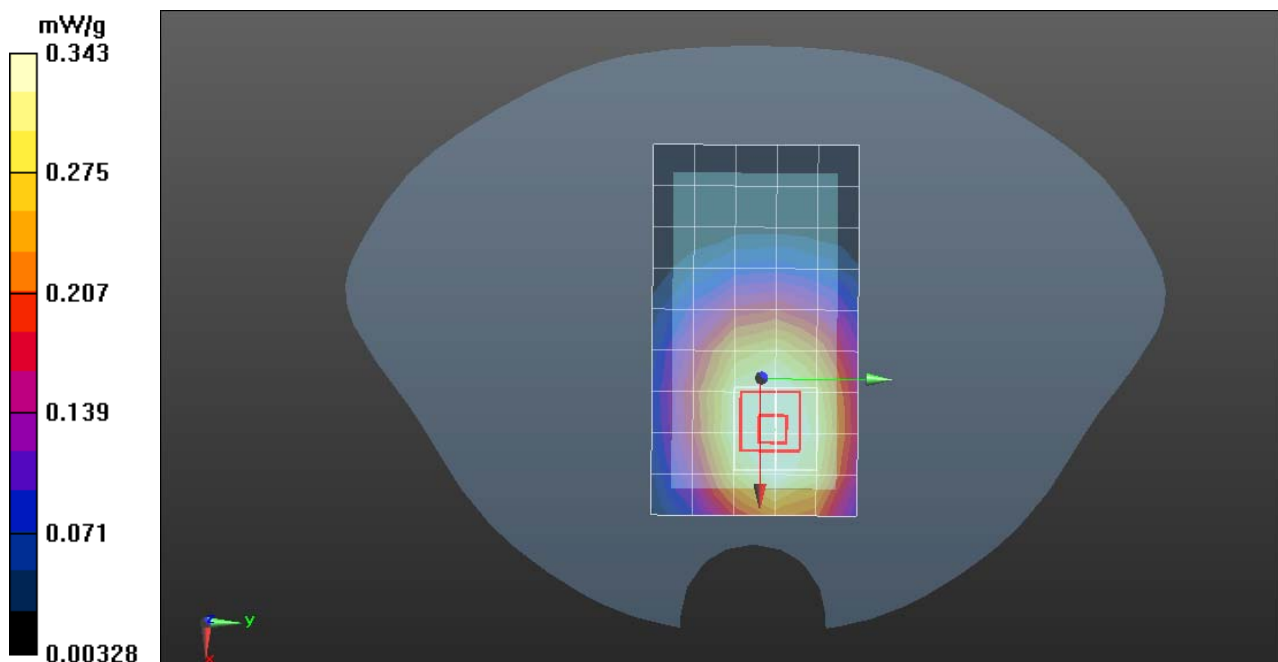
**GSM 850/GSM850 Body Up High CH251/Zoom Scan (7x7x7)/Cube 0:** Measurement grid: dx=5mm, dy=5mm, dz=5mm

Reference Value = 23.215 V/m; Power Drift = -0.0017 dB

Peak SAR (extrapolated) = 0.8660

**SAR(1 g) = 0.291 mW/g; SAR(10 g) = 0.199 mW/g**

Maximum value of SAR (measured) = 0.343 mW/g





Test Laboratory: Compliance Certification Services Inc.

March 22, 2012

**GSM 850-Body Down High CH251**

**DUT: GSM Mobile phone; Type: U-600-2 ; Serial: 861587562954788**

Communication System: Generic GSM; Communication System Band: GSM 850 (824.0 - 849.0 MHz);

Frequency: 848.6 MHz; Communication System PAR: 9.03 dB

Medium parameters used (interpolated):  $f = 848.6$  MHz;  $\sigma = 0.969$  mho/m;  $\epsilon_r = 55.752$ ;  $\rho = 1000$  kg/m<sup>3</sup>

Phantom section: Flat Section

Measurement Standard: DASYS (IEEE/IEC/ANSI C63.19-2007)

DASY Configuration:

- Probe: EX3DV4 - SN3755; ConvF(9.07, 9.07, 9.07); Calibrated: 1/20/2012
- Sensor-Surface: 2.5mm (Mechanical Surface Detection)
- Electronics: DAE4 Sn1245; Calibrated: 1/11/2012
- Phantom: Twin SAM Phantom; Type: QD 000 P40 CD; Serial: 1609
- DASYS 52.8.0(692); SEMCAD X 14.6.4(4989)

**GSM 850/GSM850 Body Down High CH251/Area Scan (6x10x1):** Measurement grid: dx=15mm, dy=15mm

Maximum value of SAR (measured) = 0.707 mW/g

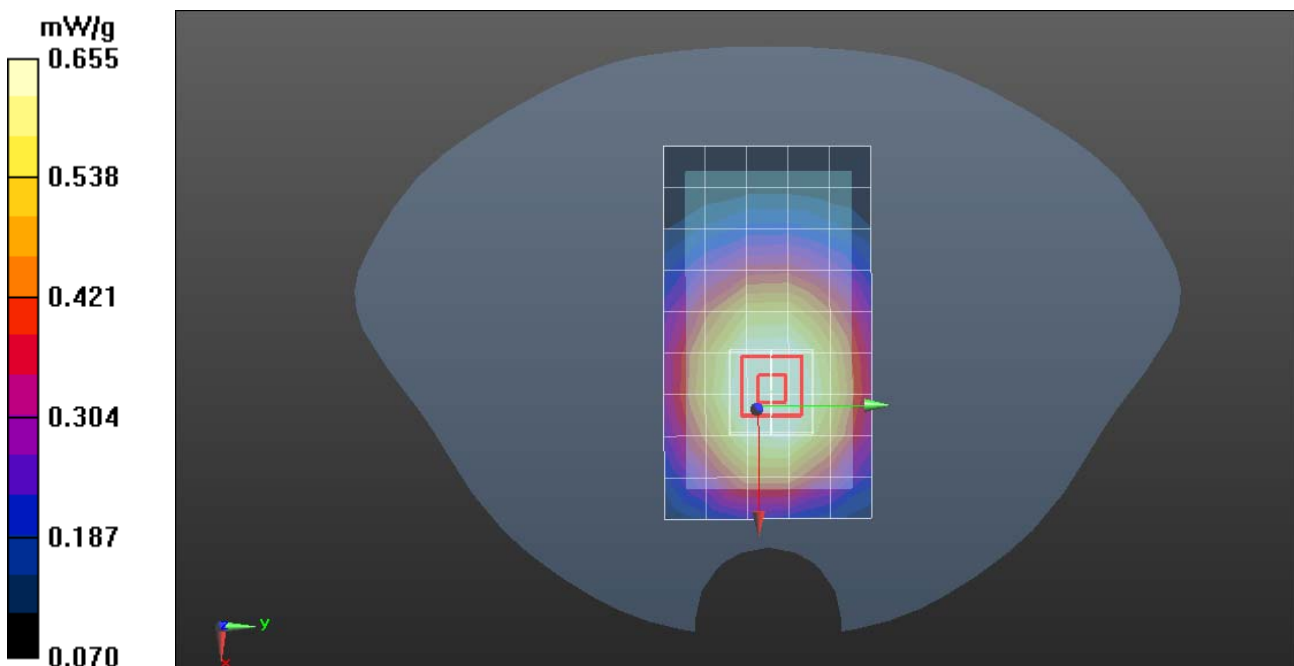
**GSM 850/GSM850 Body Down High CH251/Zoom Scan (7x7x7)/Cube 0:** Measurement grid: dx=5mm, dy=5mm, dz=5mm

Reference Value = 26.161 V/m; Power Drift = -0.0046 dB

Peak SAR (extrapolated) = 0.8330

**SAR(1 g) = 0.529 mW/g; SAR(10 g) = 0.363 mW/g**

Maximum value of SAR (measured) = 0.655 mW/g





Test Laboratory: Compliance Certification Services Inc.

March 22, 2012

**GPRS 850-Body Up Low CH251**

**DUT: GSM Mobile phone; Type: U-600-2 ; Serial: 861587562954788**

Communication System: Generic GPRS; Communication System Band: GPRS 850 (824.0 - 849.0 MHz);

Frequency: 848.6 MHz; Communication System PAR: 3.01 dB

Medium parameters used (interpolated):  $f = 848.6$  MHz;  $\sigma = 0.95$  mho/m;  $\epsilon_r = 55.628$ ;  $\rho = 1000$  kg/m<sup>3</sup>

Phantom section: Flat Section

Measurement Standard: DASYS (IEEE/IEC/ANSI C63.19-2007)

DASY5 Configuration:

- Probe: EX3DV4 - SN3755; ConvF(9.07, 9.07, 9.07); Calibrated: 1/20/2012
- Sensor-Surface: 2.5mm (Mechanical Surface Detection)
- Electronics: DAE4 Sn1245; Calibrated: 1/11/2012
- Phantom: Twin SAM Phantom; Type: QD 000 P40 CD; Serial: 1609
- Measurement SW: DASYS2, Version 52.6 (1); SEMCAD X Version 14.4.2 (2595)

**GPRS 850/GPRS850 Body Up Low CH251/Area Scan (6x9x1):** Measurement grid: dx=15mm, dy=15mm

Maximum value of SAR (measured) = 0.327 mW/g

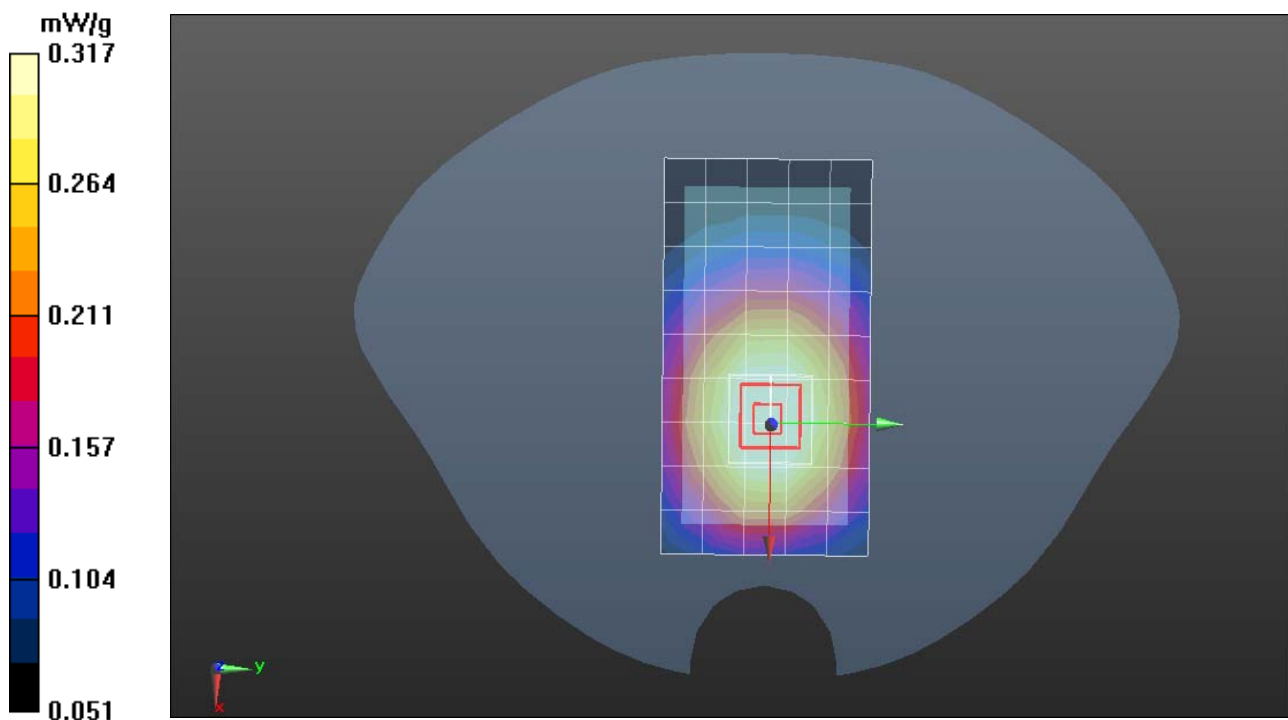
**GPRS 850/GPRS850 Body Up Low CH251/Zoom Scan (7x7x9)/Cube 0:** Measurement grid: dx=5mm, dy=5mm, dz=5mm

Reference Value = 18.903 V/m; Power Drift = 0.0022 dB

Peak SAR (extrapolated) = 0.384 W/kg

**SAR(1 g) = 0.233 mW/g; SAR(10 g) = 0.130 mW/g**

Maximum value of SAR (measured) = 0.317 mW/g





Test Laboratory: Compliance Certification Services Inc.

March 22, 2012

**GPRS 850-Body Down Low CH251**

**DUT: GSM Mobile phone; Type: U-600-2 ; Serial: 861587562954788**

Communication System: Generic GPRS; Communication System Band: GPRS 850 (824.0 - 849.0 MHz);

Frequency: 848.6 MHz; Communication System PAR: 3.01 dB

Medium parameters used (interpolated):  $f = 848.6$  MHz;  $\sigma = 0.95$  mho/m;  $\epsilon_r = 55.628$ ;  $\rho = 1000$  kg/m<sup>3</sup>

Phantom section: Flat Section

Measurement Standard: DASYS (IEEE/IEC/ANSI C63.19-2007)

DASY5 Configuration:

- Probe: EX3DV4 - SN3755; ConvF(9.07, 9.07, 9.07); Calibrated: 1/20/2012
- Sensor-Surface: 2.5mm (Mechanical Surface Detection)
- Electronics: DAE4 Sn1245; Calibrated: 1/11/2012
- Phantom: Twin SAM Phantom; Type: QD 000 P40 CD; Serial: 1609
- Measurement SW: DASYS2, Version 52.6 (1); SEMCAD X Version 14.4.2 (2595)

**GPRS 850/GPRS850 Body Down Low CH251/Area Scan (6x9x1):** Measurement grid: dx=15mm, dy=15mm

Maximum value of SAR (measured) = 0.808 mW/g

**GPRS 850/GPRS850 Body Down Low CH251/Zoom Scan (7x7x9)/Cube 0:** Measurement grid:

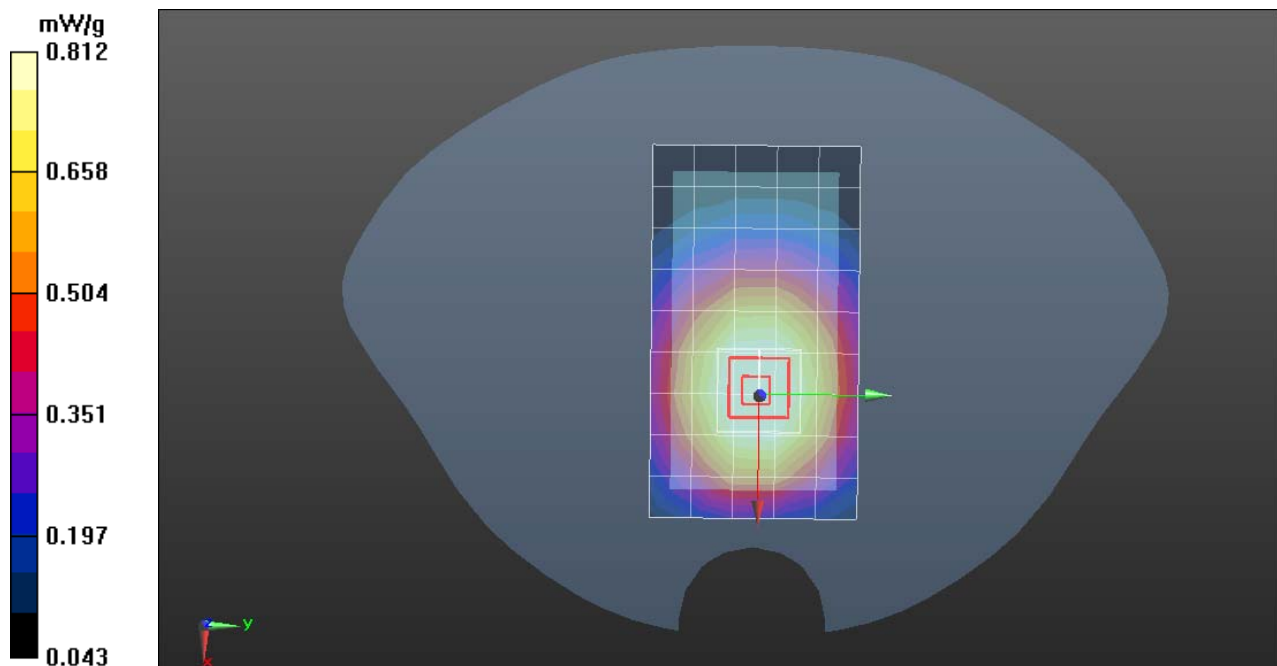
dx=5mm, dy=5mm, dz=5mm

Reference Value = 28.993 V/m; Power Drift = -0.03 dB

Peak SAR (extrapolated) = 1.084 W/kg

**SAR(1 g) = 0.411 mW/g; SAR(10 g) = 0.324 mW/g**

Maximum value of SAR (measured) = 0.812 mW/g





Test Laboratory: Compliance Certification Services Inc.

March 22, 2012

**PCS1900-Body Up High CH810**

**DUT: GSM Mobile phone; Type: U-600-2 ; Serial: 861587562954788**

Communication System: Generic GSM; Communication System Band: PCS 1900 (1850.0 - 1910.0 MHz);

Frequency: 1910MHz; Communication System PAR: 9.03 dB

Medium parameters used:  $f = 1910\text{MHz}$ ;  $\sigma = 1.47 \text{ mho/m}$ ;  $\epsilon_r = 39.6$ ;  $\rho = 1000 \text{ kg/m}^3$

Phantom section: Flat Section

Measurement Standard: DASYS (IEEE/IEC/ANSI C63.19-2007)

DASY5 Configuration:

- Probe: EX3DV4 - SN3755; ConvF(7.23, 7.23, 7.23); Calibrated: 1/20/2012
- Sensor-Surface: 2.5mm (Mechanical Surface Detection)
- Electronics: DAE4 Sn1245; Calibrated: 1/11/2012
- Phantom: Twin SAM Phantom; Type: QD 000 P40 CD; Serial: 1609
- Measurement SW: DASYS2, Version 52.6 (1); SEMCAD X Version 14.4.2 (2595)

**PCS1900/ PCS1900 Body Up High CH810/Area Scan (6x9x1):** Measurement grid:  $dx=15\text{mm}$ ,  $dy=15\text{mm}$

Maximum value of SAR (measured) = 0.380 mW/g

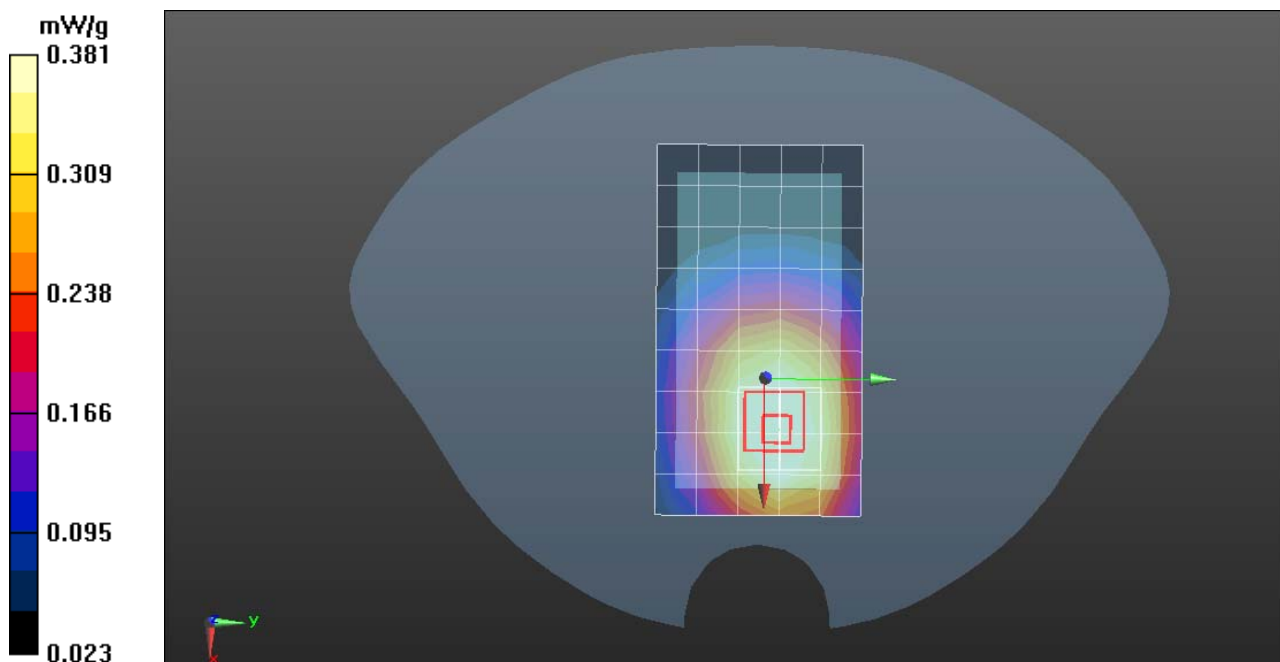
**PCS1900/ PCS1900 Body Up High CH810/Zoom Scan (7x7x9)/Cube 0:** Measurement grid:  $dx=5\text{mm}$ ,  $dy=5\text{mm}$ ,  $dz=5\text{mm}$

Reference Value = 14.177 V/m; Power Drift = -0.04 dB

Peak SAR (extrapolated) = 0.496 W/kg

**SAR(1 g) = 0.336 mW/g; SAR(10 g) = 0.175 mW/g**

Maximum value of SAR (measured) = 0.381 mW/g







Test Laboratory: Compliance Certification Services Inc.

March 22, 2012

**PCS1900-Body Down High CH810**

**DUT: GSM Mobile phone; Type: U-600-2 ; Serial: 861587562954788**

Communication System: Generic GSM; Communication System Band: PCS 1900 (1850.0 - 1910.0 MHz);

Frequency: 1910MHz; Communication System PAR: 9.03 dB

Medium parameters used:  $f = 1910\text{MHz}$ ;  $\sigma = 1.47 \text{ mho/m}$ ;  $\epsilon_r = 39.6$ ;  $\rho = 1000 \text{ kg/m}^3$

Phantom section: Flat Section

Measurement Standard: DASY5 (IEEE/IEC/ANSI C63.19-2007)

DASY5 Configuration:

- Probe: EX3DV4 - SN3755; ConvF(7.23, 7.23, 7.23); Calibrated: 1/20/2012
- Sensor-Surface: 2.5mm (Mechanical Surface Detection)
- Electronics: DAE4 Sn1245; Calibrated: 1/11/2012
- Phantom: Twin SAM Phantom; Type: QD 000 P40 CD; Serial: 1609
- Measurement SW: DASY52, Version 52.6 (1); SEMCAD X Version 14.4.2 (2595)

**PCS1900/ PCS1900 Body Down High CH810/Area Scan (6x9x1):** Measurement grid:  $dx=15\text{mm}$ ,  $dy=15\text{mm}$

Maximum value of SAR (measured) = 0.753 mW/g

**PCS1900/ PCS1900 Body Down High CH810/Zoom Scan (7x7x9)/Cube 0:** Measurement grid:

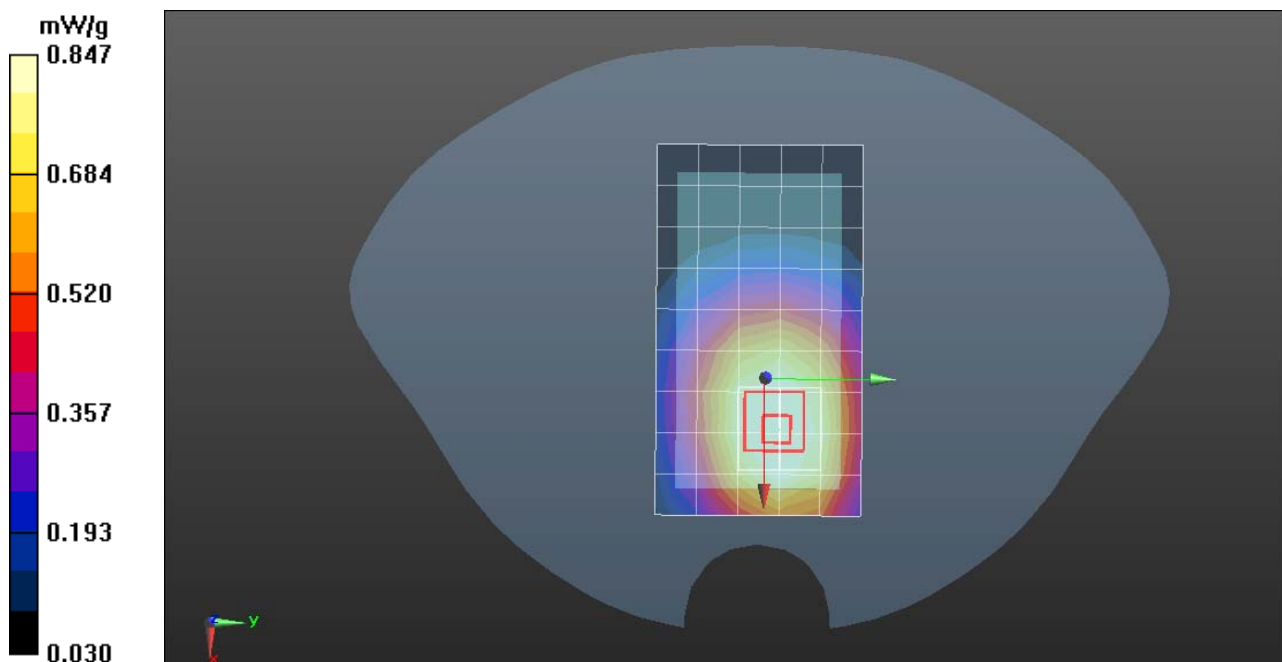
$dx=5\text{mm}$ ,  $dy=5\text{mm}$ ,  $dz=5\text{mm}$

Reference Value = 21.972 V/m; Power Drift = -0.13 dB

Peak SAR (extrapolated) = 1.127 W/kg

**SAR(1 g) = 0.536 mW/g; SAR(10 g) = 0.376 mW/g**

Maximum value of SAR (measured) = 0.847 mW/g





Test Laboratory: Compliance Certification Services Inc.

March 22, 2012

**GPRS1900-Body Up High CH810**

**DUT: GSM Mobile phone; Type: U-600-2 ; Serial: 861587562954788**

Communication System: Generic GSM; Communication System Band: GPRS 1900 (1850.0 - 1910.0 MHz); Frequency: 1910MHz; Communication System PAR: 3.01 dB

Medium parameters used:  $f = 1910\text{MHz}$ ;  $\sigma = 1.47\text{ mho/m}$ ;  $\epsilon_r = 39.6$ ;  $\rho = 1000\text{ kg/m}^3$

Phantom section: Flat Section

Measurement Standard: DASY5 (IEEE/IEC/ANSI C63.19-2007)

DASY5 Configuration:

- Probe: EX3DV4 - SN3755; ConvF(7.23, 7.23, 7.23); Calibrated: 1/20/2012
- Sensor-Surface: 2.5mm (Mechanical Surface Detection)
- Electronics: DAE4 Sn1245; Calibrated: 1/11/2012
- Phantom: Twin SAM Phantom; Type: QD 000 P40 CD; Serial: 1609
- Measurement SW: DASY52, Version 52.6 (1); SEMCAD X Version 14.4.2 (2595)

**GPRS1900/GPRS1900 Body Up High CH810/Area Scan (6x9x1):** Measurement grid:  $dx=15\text{mm}$ ,  $dy=15\text{mm}$

Maximum value of SAR (measured) = 0.290 mW/g

**GPRS1900/GPRS1900 Body Up High CH810/Zoom Scan (7x7x9)/Cube 0:** Measurement grid:

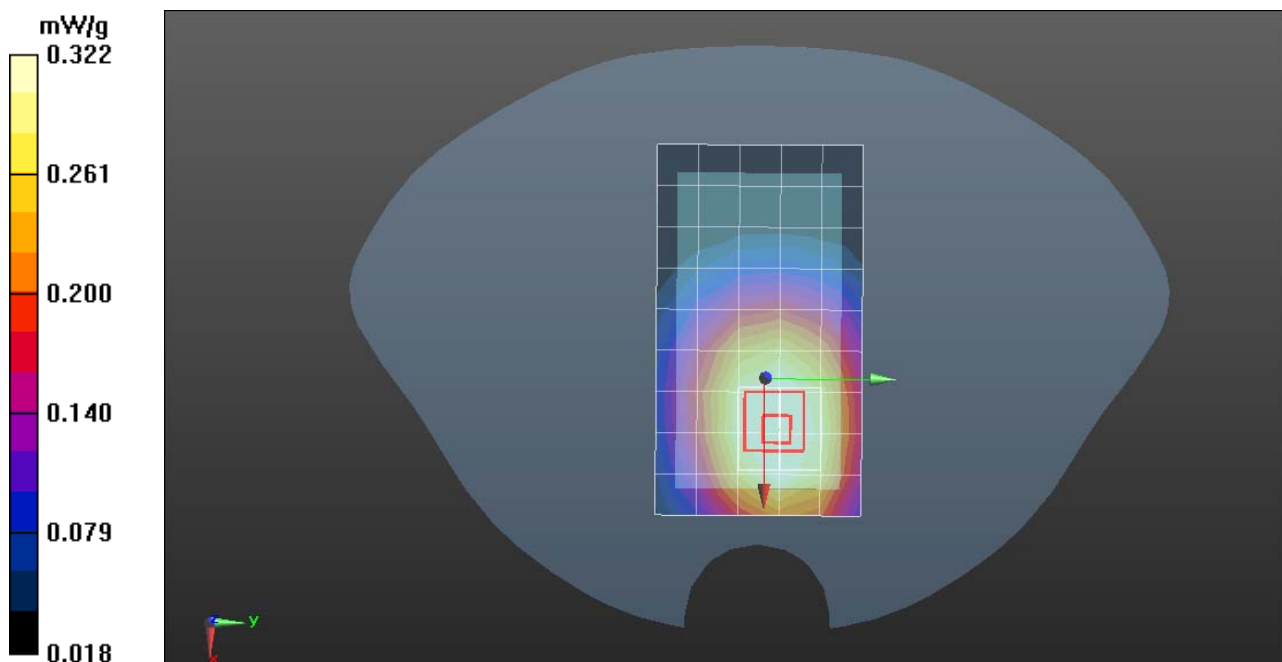
$dx=5\text{mm}$ ,  $dy=5\text{mm}$ ,  $dz=5\text{mm}$

Reference Value = 10.728 V/m; Power Drift = -0.03 dB

Peak SAR (extrapolated) = 0.423 W/kg

**SAR(1 g) = 0.303 mW/g; SAR(10 g) = 0.145 mW/g**

Maximum value of SAR (measured) = 0.322 mW/g





Test Laboratory: Compliance Certification Services Inc.

March 22, 2012

**GPRS1900-Body Down High CH810**

**DUT: GSM Mobile phone; Type: U-600-2 ; Serial: 861587562954788**

Communication System: Generic GSM; Communication System Band: GPRS 1900 (1850.0 - 1910.0 MHz); Frequency: 1910MHz; Communication System PAR: 3.01 dB

Medium parameters used:  $f = 1910\text{MHz}$ ;  $\sigma = 1.47\text{ mho/m}$ ;  $\epsilon_r = 39.6$ ;  $\rho = 1000\text{ kg/m}^3$

Phantom section: Flat Section

Measurement Standard: DASY5 (IEEE/IEC/ANSI C63.19-2007)

DASY5 Configuration:

- Probe: EX3DV4 - SN3755; ConvF(7.23, 7.23, 7.23); Calibrated: 1/20/2012
- Sensor-Surface: 2.5mm (Mechanical Surface Detection)
- Electronics: DAE4 Sn1245; Calibrated: 1/11/2012
- Phantom: Twin SAM Phantom; Type: QD 000 P40 CD; Serial: 1609
- Measurement SW: DASY52, Version 52.6 (1); SEMCAD X Version 14.4.2 (2595)

**GPRS1900/GPRS1900 Body Down High CH810/Area Scan (6x9x1):** Measurement grid:  $dx=15\text{mm}$ ,  $dy=15\text{mm}$

Maximum value of SAR (measured) = 0.701 mW/g

**GPRS1900/GPRS1900 Body Down High CH810/Zoom Scan (7x7x9)/Cube 0:** Measurement grid:

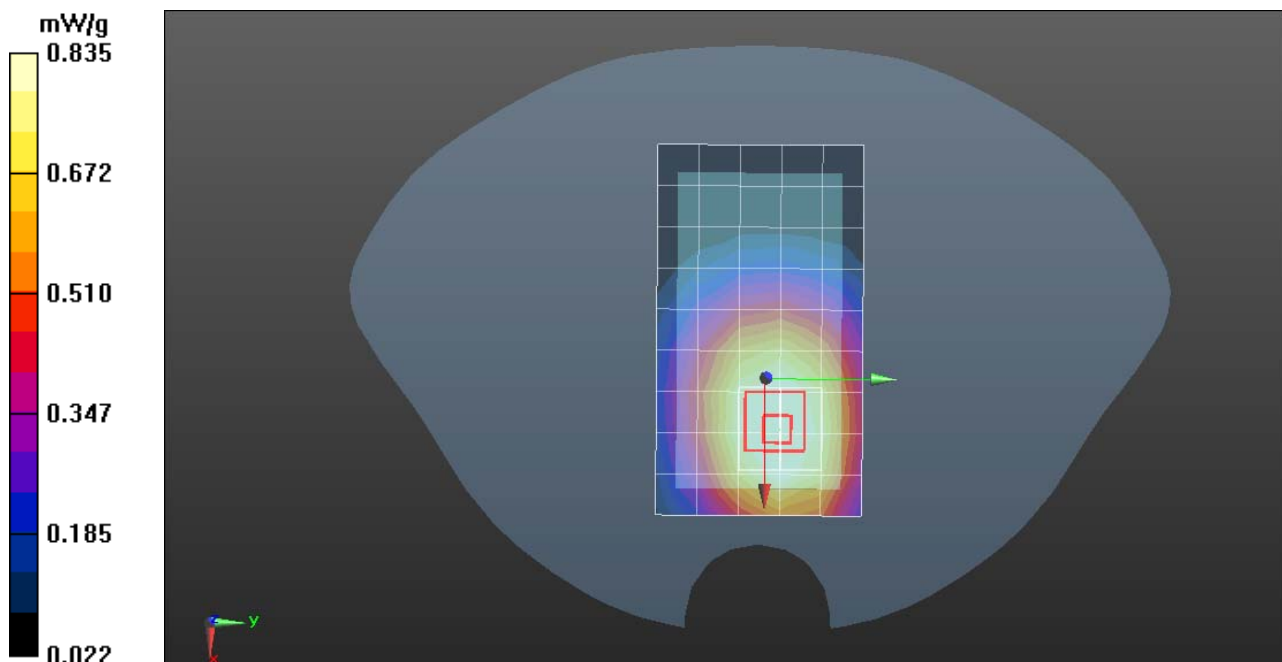
$dx=5\text{mm}$ ,  $dy=5\text{mm}$ ,  $dz=5\text{mm}$

Reference Value = 20.020 V/m; Power Drift = -0.02 dB

Peak SAR (extrapolated) = 1.138 W/kg

**SAR(1 g) = 0.568 mW/g; SAR(10 g) = 0.354 mW/g**

Maximum value of SAR (measured) = 0.835 mW/g





Test Laboratory: Compliance Certification Services Inc.

March 22, 2012

**IEEE 802.11b-Right Head Cheek Low CH1**

**DUT: GSM Mobile phone; Type: U-600-2 ; Serial: 861587562954788**

Communication System: IEEE 802.11b; Communication System Band: ISM 2.4GHz Band; Frequency: 2412 MHz; Communication System PAR: 0 dB

Medium parameters used (interpolated):  $f = 2412$  MHz;  $\sigma = 1.817$  mho/m;  $\epsilon_r = 38.149$ ;  $\rho = 1000$ kg/m<sup>3</sup>

Phantom section: Right Section

Measurement Standard: DASY5 (IEEE/IEC/ANSI C63.19-2007)

DASY5 Configuration:

- Probe: EX3DV4 - SN3755; ConvF(7.07, 7.07, 7.07); Calibrated: 1/20/2012
- Sensor-Surface: 2.5mm (Mechanical Surface Detection)
- Electronics: DAE4 Sn1245; Calibrated: 1/11/2012
- Phantom: Twin SAM Phantom; Type: QD 000 P40 CD; Serial: 1609
- Measurement SW: DASY52, Version 52.6 (1); SEMCAD X Version 14.4.2 (2595)

**IEEE 802.11b/Right Cheek Low CH1/Area Scan (6x10x1):** Measurement grid: dx=15mm, dy=15mm

Maximum value of SAR (measured) = 0.219 mW/g

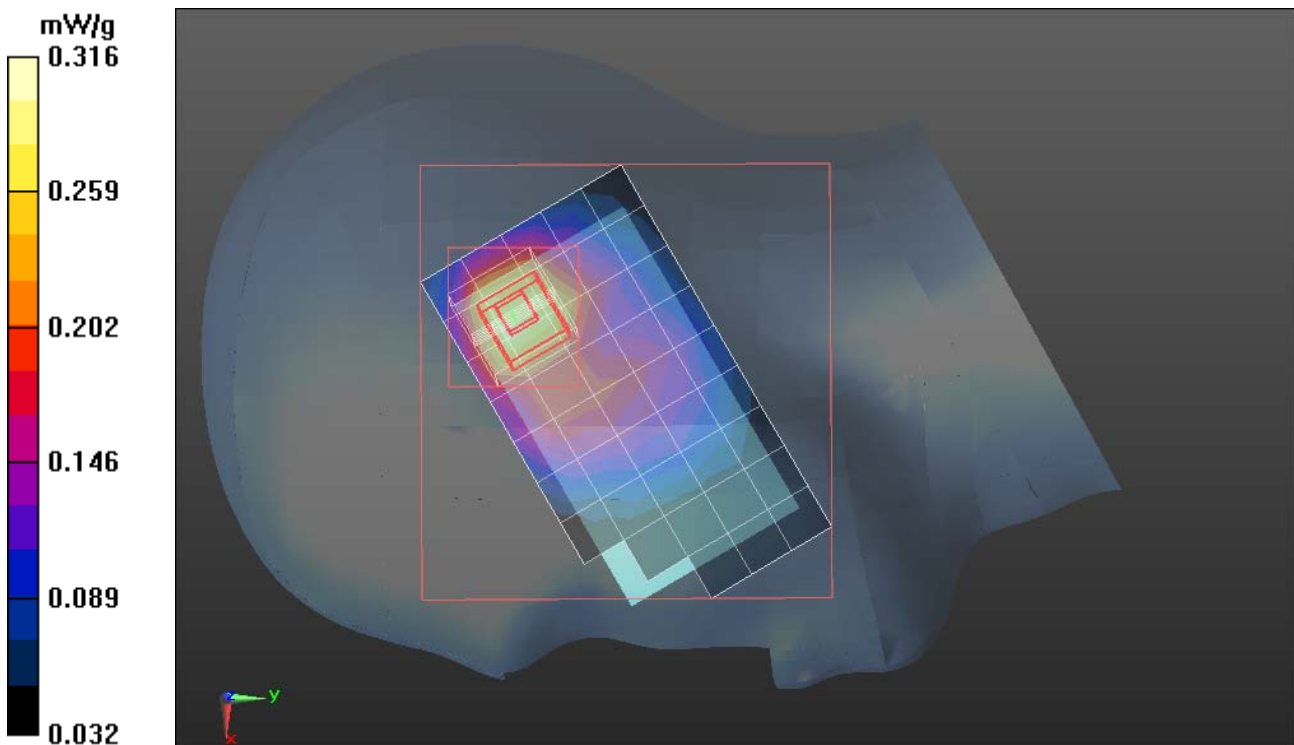
**IEEE 802.11b/Right Cheek Low CH1/Zoom Scan (7x7x9)/Cube 0:** Measurement grid: dx=5mm, dy=5mm, dz=5mm

Reference Value = 13.366 V/m; Power Drift = 0.06 dB

Peak SAR (extrapolated) = 0.673 W/kg

**SAR(1 g) = 0.295mW/g; SAR(10 g) = 0.134mW/g**

Maximum value of SAR (measured) = 0.316 mW/g





Test Laboratory: Compliance Certification Services Inc.

March 22, 2012

**IEEE 802.11b-Right Head Tilted Low CH1**

**DUT: GSM Mobile phone; Type: U-600-2 ; Serial: 861587562954788**

Communication System: IEEE 802.11b; Communication System Band: ISM 2.4GHz Band; Frequency: 2412 MHz; Communication System PAR: 0 dB

Medium parameters used (interpolated):  $f = 2412$  MHz;  $\sigma = 1.817$  mho/m;  $\epsilon_r = 38.149$ ;  $\rho = 1000$  kg/m<sup>3</sup>

Phantom section: Right Section

Measurement Standard: DASYS (IEEE/IEC/ANSI C63.19-2007)

DASY5 Configuration:

- Probe: EX3DV4 - SN3755; ConvF(7.07, 7.07, 7.07); Calibrated: 1/20/2012
- Sensor-Surface: 2.5mm (Mechanical Surface Detection)
- Electronics: DAE4 Sn1245; Calibrated: 1/11/2012
- Phantom: Twin SAM Phantom; Type: QD 000 P40 CD; Serial: 1609
- Measurement SW: DASYS2, Version 52.6 (1); SEMCAD X Version 14.4.2 (2595)

**IEEE 802.11b/Right Tilted Low CH1/Area Scan (6x10x1):** Measurement grid: dx=15mm, dy=15mm

Maximum value of SAR (measured) = 0.462 mW/g

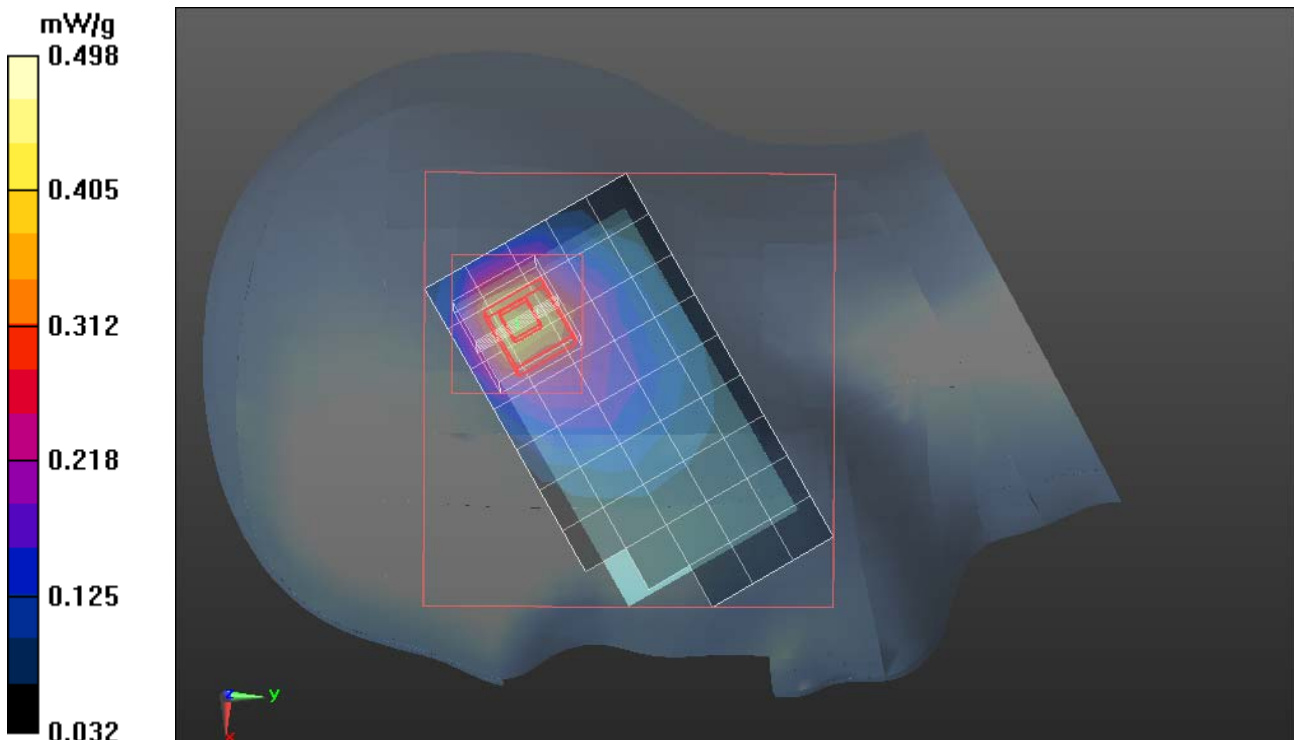
**IEEE 802.11b/Right Tilted Low CH1/Zoom Scan (7x7x9)/Cube 0:** Measurement grid: dx=5mm, dy=5mm, dz=5mm

Reference Value = 11.717 V/m; Power Drift = 0.01 dB

Peak SAR (extrapolated) = 0.755 W/kg

**SAR(1 g) = 0.329 mW/g; SAR(10 g) = 0.126 mW/g**

Maximum value of SAR (measured) = 0.498 mW/g





Test Laboratory: Compliance Certification Services Inc.

March 22, 2012

**IEEE 802.11b-Left Head Cheek Low CH1**

**DUT: GSM Mobile phone; Type: U-600-2 ; Serial: 861587562954788**

Communication System: IEEE 802.11b; Communication System Band: ISM 2.4GHz Band; Frequency: 2412 MHz; Communication System PAR: 0 dB

Medium parameters used (interpolated):  $f = 2412$  MHz;  $\sigma = 1.823$  mho/m;  $\epsilon_r = 38.149$ ;  $\rho = 1000$  kg/m<sup>3</sup>

Phantom section: Left Section

Measurement Standard: DASYS (IEEE/IEC/ANSI C63.19-2007)

DASY5 Configuration:

- Probe: EX3DV4 - SN3755; ConvF(7.07, 7.07, 7.07); Calibrated: 1/20/2012
- Sensor-Surface: 2.5mm (Mechanical Surface Detection)
- Electronics: DAE4 Sn1245; Calibrated: 1/11/2012
- Phantom: Twin SAM Phantom; Type: QD 000 P40 CD; Serial: 1609
- Measurement SW: DASYS2, Version 52.6 (1); SEMCAD X Version 14.4.2 (2595)

**IEEE 802.11b /Left Cheek Low CH1/Area Scan (6x10x1):** Measurement grid: dx=15mm, dy=15mm

Maximum value of SAR (measured) = 0.307 mW/g

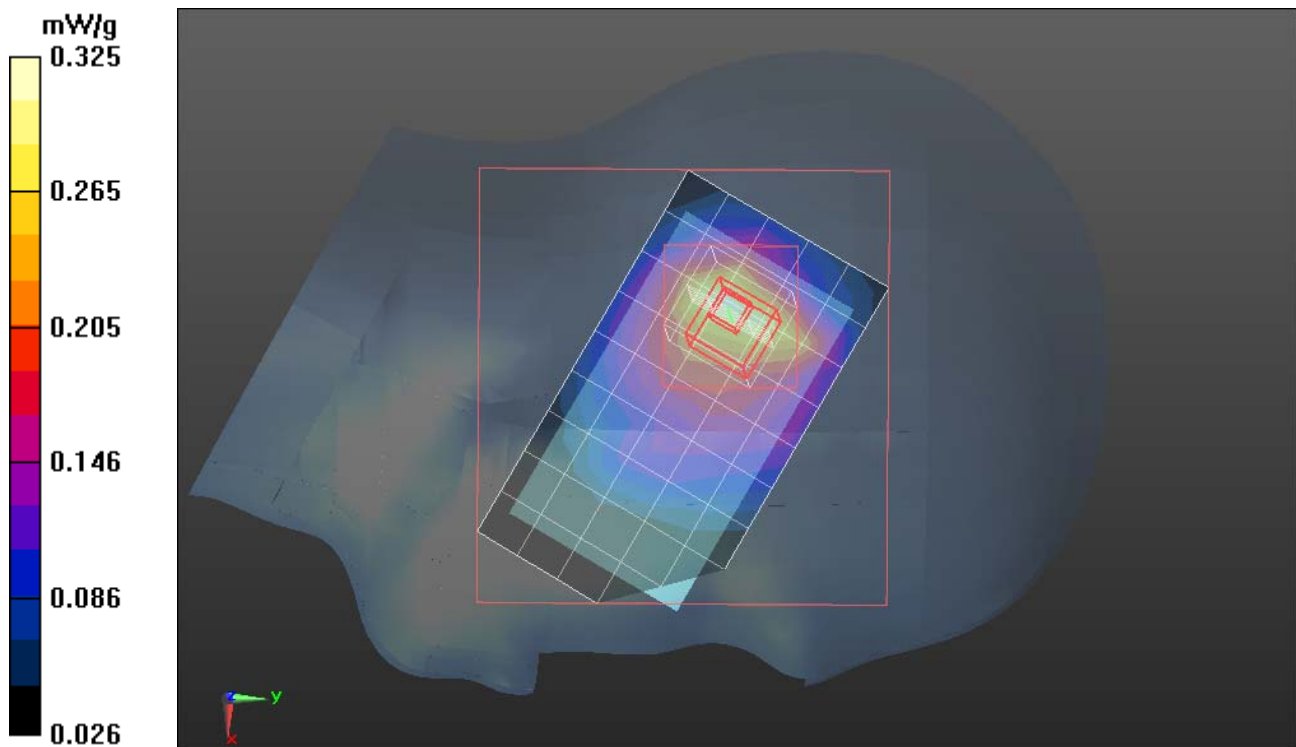
**IEEE 802.11b /Left Cheek Low CH1/Zoom Scan (7x7x9)/Cube 0:** Measurement grid: dx=5mm, dy=5mm, dz=5mm

Reference Value = 11.497 V/m; Power Drift = -0.12 dB

Peak SAR (extrapolated) = 0.736 W/kg

**SAR(1 g) = 0.310 mW/g; SAR(10 g) = 0.158 mW/g**

Maximum value of SAR (measured) = 0.325 mW/g







Test Laboratory: Compliance Certification Services Inc.

March 22, 2012

**IEEE 802.11b-Left Head Tilted Low CH1**

**DUT: GSM Mobile phone; Type: U-600-2 ; Serial: 861587562954788**

Communication System: IEEE 802.11b; Communication System Band: ISM 2.4GHz Band; Frequency: 2412 MHz; Communication System PAR: 0 dB

Medium parameters used (interpolated):  $f = 2412$  MHz;  $\sigma = 1.823$  mho/m;  $\epsilon_r = 38.149$ ;  $\rho = 1000$  kg/m<sup>3</sup>

Phantom section: Left Section

Measurement Standard: DASY5 (IEEE/IEC/ANSI C63.19-2007)

DASY5 Configuration:

- Probe: EX3DV4 - SN3755; ConvF(7.07, 7.07, 7.07); Calibrated: 1/20/2012
- Sensor-Surface: 2.5mm (Mechanical Surface Detection)
- Electronics: DAE4 Sn1245; Calibrated: 1/11/2012
- Phantom: Twin SAM Phantom; Type: QD 000 P40 CD; Serial: 1609
- Measurement SW: DASY52, Version 52.6 (1); SEMCAD X Version 14.4.2 (2595)

**IEEE 802.11b /Left Tilted Low CH1/Area Scan (6x10x1):** Measurement grid: dx=15mm, dy=15mm

Maximum value of SAR (measured) = 0.312 mW/g

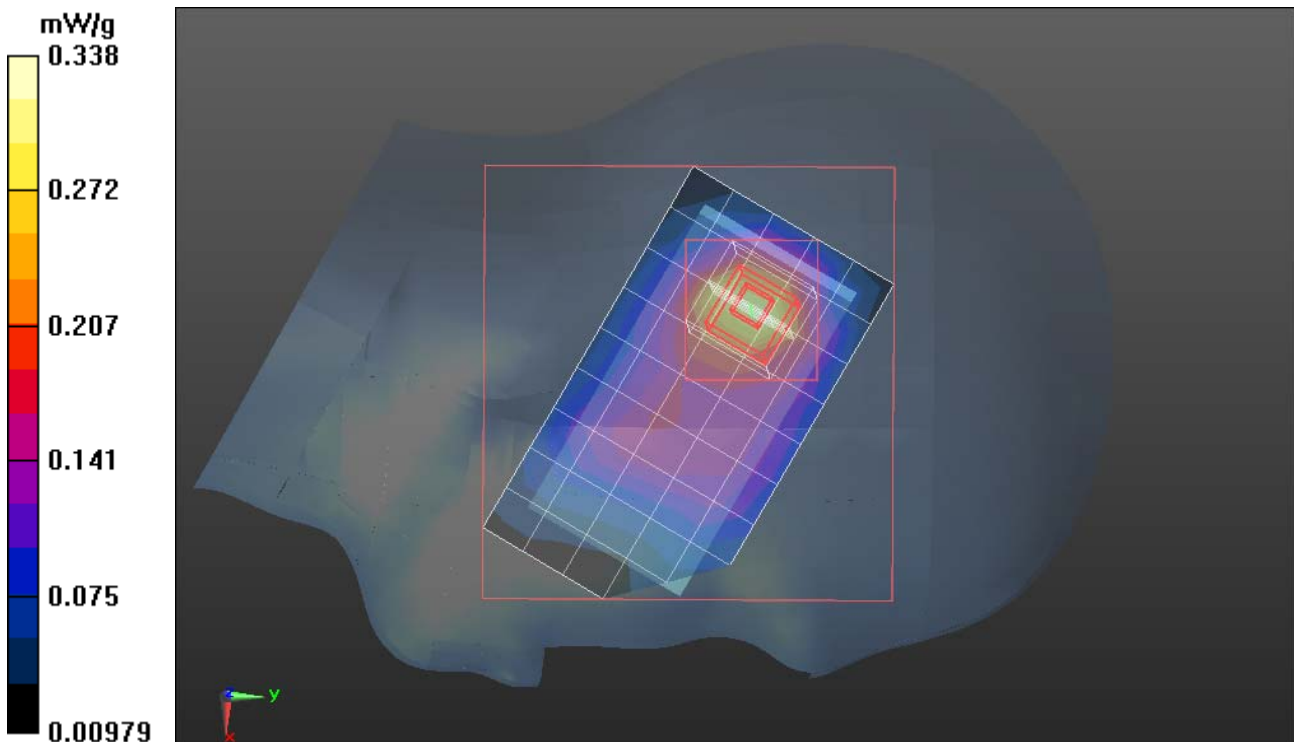
**IEEE 802.11b /Left Tilted Low CH1/Zoom Scan (7x7x9)/Cube 0:** Measurement grid: dx=5mm, dy=5mm, dz=5mm

Reference Value = 13.032 V/m; Power Drift = 0.06 dB

Peak SAR (extrapolated) = 0.460 W/kg

**SAR(1 g) = 0.268 mW/g; SAR(10 g) = 0.147 mW/g**

Maximum value of SAR (measured) = 0.338 mW/g





Test Laboratory: Compliance Certification Services Inc.

March 22, 2012

**IEEE 802.11b-Body Up Low CH1**

**DUT: GSM Mobile phone; Type: U-600-2 ; Serial: 861587562954788**

Communication System: IEEE 802.11b; Communication System Band: ISM 2.4GHz Band; Frequency: 2412 MHz; Communication System PAR: 0 dB

Medium parameters used (interpolated):  $f = 2412$  MHz;  $\sigma = 1.93$  mho/m;  $\epsilon_r = 51.68$ ;  $\rho = 1000$  kg/m<sup>3</sup>

Phantom section: Flat Section

Measurement Standard: DASYS (IEEE/IEC/ANSI C63.19-2007)

DASY5 Configuration:

- Probe: EX3DV4 - SN3755; ConvF(7.06, 7.06, 7.06); Calibrated: 1/20/2012
- Sensor-Surface: 2.5mm (Mechanical Surface Detection)
- Electronics: DAE4 Sn1245; Calibrated: 1/11/2012
- Phantom: Twin SAM Phantom; Type: QD 000 P40 CD; Serial: 1609
- Measurement SW: DASYS2, Version 52.6 (1); SEMCAD X Version 14.4.2 (2595)

**IEEE 802.11b /802.11b Body Up Low CH1/Area Scan (6x10x1):** Measurement grid: dx=15mm, dy=15mm

Maximum value of SAR (measured) = 0.125 mW/g

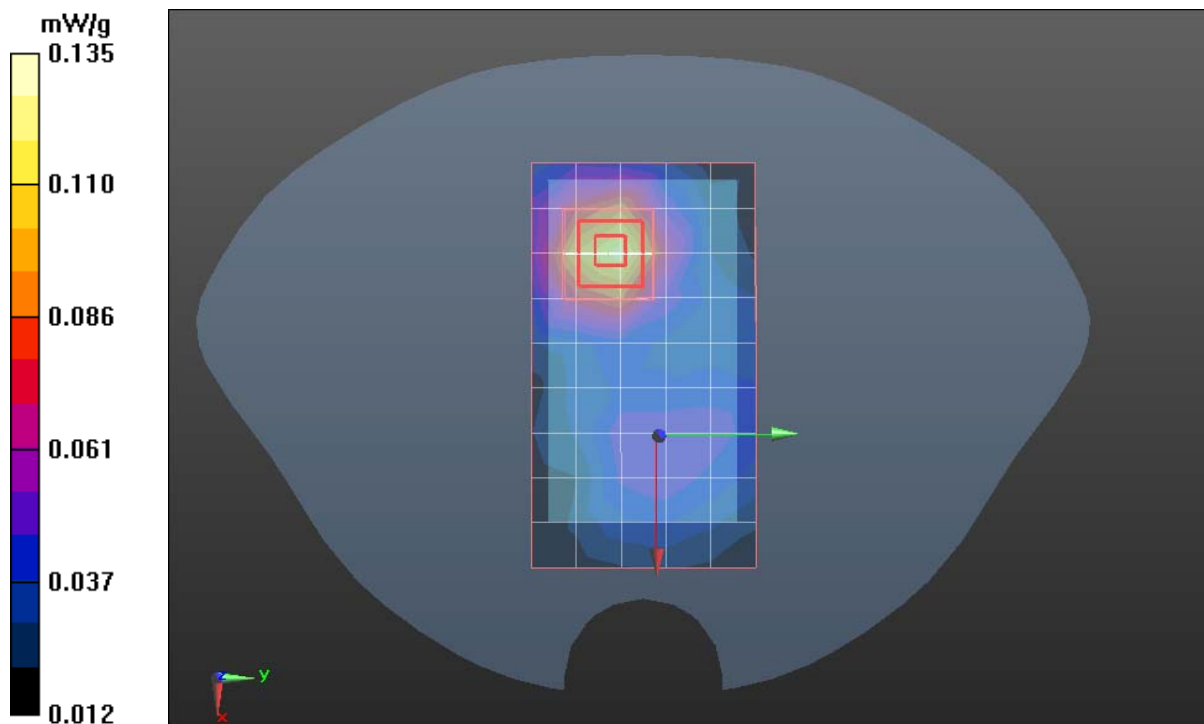
**IEEE 802.11b /802.11b Body Up Low CH1/Zoom Scan (7x7x9)/Cube 0:** Measurement grid: dx=5mm, dy=5mm, dz=5mm

Reference Value = 9.785 V/m; Power Drift = 0.03 dB

Peak SAR (extrapolated) = 0.378 W/kg

**SAR(1 g) = 0.114 mW/g; SAR(10 g) = 0.085 mW/g**

Maximum value of SAR (measured) = 0.135 mW/g





Test Laboratory: Compliance Certification Services Inc.

March 22, 2012

**IEEE 802.11b-Body Down Low CH1**

**DUT: GSM Mobile phone; Type: U-600-2 ; Serial: 861587562954788**

Communication System: IEEE 802.11b; Communication System Band: ISM 2.4GHz Band; Frequency: 2412 MHz; Communication System PAR: 0 dB

Medium parameters used (interpolated):  $f = 2412$  MHz;  $\sigma = 1.94$  mho/m;  $\epsilon_r = 51.68$ ;  $\rho = 1000$  kg/m<sup>3</sup>

Phantom section: Flat Section

Measurement Standard: DASYS (IEEE/IEC/ANSI C63.19-2007)

DASY5 Configuration:

- Probe: EX3DV4 - SN3755; ConvF(7.06, 7.06, 7.06); Calibrated: 1/20/2012
- Sensor-Surface: 2.5mm (Mechanical Surface Detection)
- Electronics: DAE4 Sn1245; Calibrated: 1/11/2012
- Phantom: Twin SAM Phantom; Type: QD 000 P40 CD; Serial: 1609
- Measurement SW: DASYS2, Version 52.6 (1); SEMCAD X Version 14.4.2 (2595)

**IEEE 802.11b /802.11b Body Down Low CH1/Area Scan (6x10x1):** Measurement grid: dx=15mm, dy=15mm

Maximum value of SAR (measured) = 0.423 mW/g

**IEEE 802.11b /802.11b Body Down Low CH1/Zoom Scan (7x7x9)/Cube 0:** Measurement grid:

dx=5mm, dy=5mm, dz=5mm

Reference Value = 12.220 V/m; Power Drift = -0.0029 dB

Peak SAR (extrapolated) = 0.842 W/kg

**SAR(1 g) = 0.365 mW/g; SAR(10 g) = 0.244 mW/g**

Maximum value of SAR (measured) = 0.655 mW/g

