



# Compliance Certification Services Inc.

GSM 850-Right Head Cheek Low CH128 .....	2
GSM 850-Right Head Cheek Middle CH190 .....	3
GSM 850-Right Head Cheek High CH251 .....	4
GSM 850-Right Head Tilted Low CH128.....	5
GSM 850-Right Head Tilted Middle CH190.....	6
GSM 850-Right Head Tilted High CH251 .....	7
GSM 850-Left Head Cheek Low CH128 .....	8
GSM 850-Left Head Cheek Middle CH190 .....	9
GSM 850-Left Head Cheek High CH251.....	10
GSM 850-Left Head Tilted Low CH128.....	11
GSM 850-Left Head Tilted Middle CH190.....	12
GSM 850-Left Head Tilted High CH251 .....	13
PCS-1900-Right Head Cheek Low CH512 .....	14
PCS-1900-Right Head Cheek Middle CH661 .....	15
PCS-1900-Right Head Cheek High CH810.....	16
PCS-1900-Right Head Tilted Low CH512.....	17
PCS-1900-Right Head Tilted Middle CH661 .....	18
PCS-1900-Right Head Tilted High CH810 .....	19
PCS 1900-Left Head Cheek Low CH512.....	20
PCS 1900-Left Head Cheek Middle CH661.....	21
PCS 1900-Left Head Cheek High CH810 .....	22
PCS 1900-Left Head Tilted Low CH512.....	23
PCS 1900-Left Head Tilted Middle CH661 .....	24
PCS 1900-Left Head Tilted High CH810.....	25
GSM 850-Body Up High CH251 .....	26
GSM 850-Body Down High CH251 .....	27
GPRS 850-Body Up High CH251 .....	28
GPRS850-Body Down High CH251 .....	29
PCS1900-Body Up Low CH512.....	30
PCS1900-Body Down Low CH512.....	31
GPRS1900-Body Up Low CH512.....	32
GPRS1900-Body Down Low CH512.....	33



Test Laboratory: Compliance Certification Services Inc. August 10, 2011

## **GSM 850-Right Head Cheek Low CH128**

**DUT: GSM Mobile Phone; Type: U-100-2; Serial: 862718007015336**

Communication System: Generic GSM; Communication System Band: GSM 850

(824.0 - 849.0 MHz); Frequency: 824.2 MHz; Communication System PAR: 9.03 dB

Medium parameters used (interpolated):  $f = 824.2$  MHz;  $\sigma = 0.88$  mho/m;  $\epsilon_r = 41.628$ ;  $\rho = 1000$  kg/m<sup>3</sup>

Phantom section: Right Section

Measurement Standard: DASYS (IEEE/IEC/ANSI C63.19-2007)

DASY5 Configuration:

- Probe: EX3DV4 - SN3755; ConvF(8.99, 8.99, 8.99); Calibrated: 1/20/2011
- Sensor-Surface: 2.5mm (Mechanical Surface Detection)
- Electronics: DAE4 Sn1245; Calibrated: 1/11/2011
- Phantom: Twin SAM Phantom; Type: QD 000 P40 CD; Serial: 1609
- Measurement SW: DASY52, Version 52.6 (1); SEMCAD X Version 14.4.2 (2595)

## **GSM850/Right Head Cheek Low CH128/Area Scan (6x9x1):**

Measurement grid: dx=15mm, dy=15mm

Maximum value of SAR (measured) = 0.520 mW/g

## **GSM850/Right Head Cheek Low CH128/Zoom Scan (7x7x7)/Cube 0:**

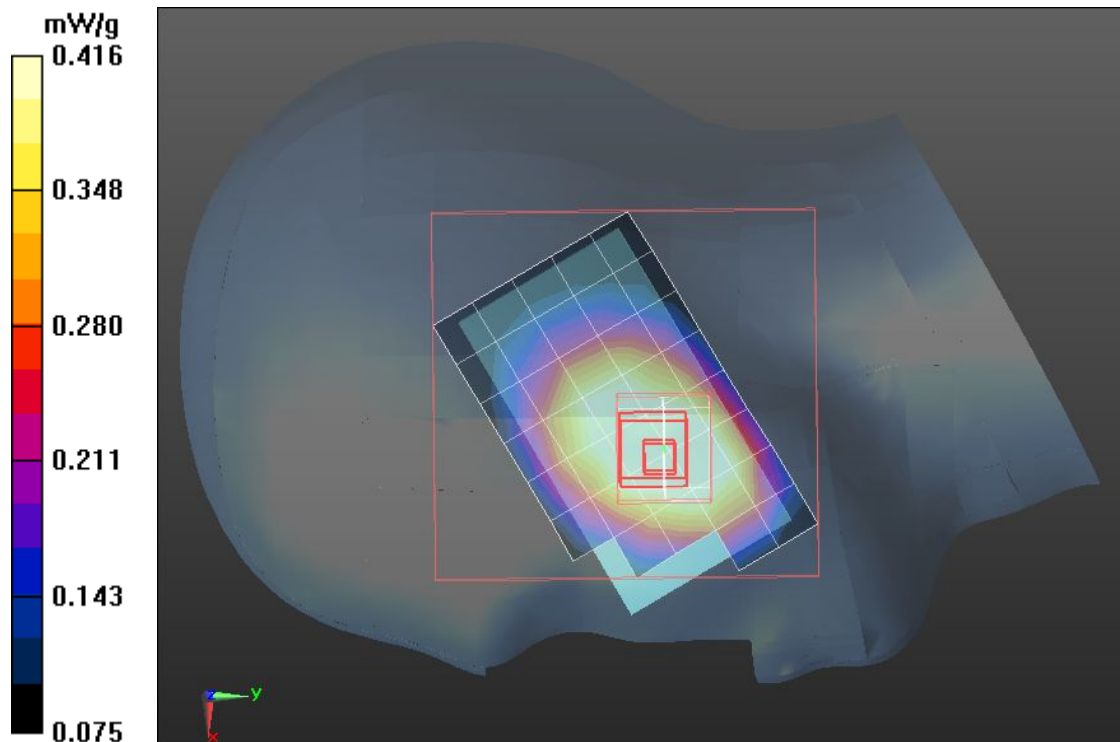
Measurement grid: dx=5mm, dy=5mm, dz=5mm

Reference Value = 12.659 V/m; Power Drift = -0.01 dB

Peak SAR (extrapolated) = 0.493 W/kg

**SAR(1 g) = 0.401 mW/g; SAR(10 g) = 0.317 mW/g**

Maximum value of SAR (measured) = 0.416 mW/g





Test Laboratory: Compliance Certification Services Inc. August 10, 2011

## GSM 850-Right Head Cheek Middle CH190

**DUT: GSM Mobile Phone; Type: U-100-2; Serial: 862718007015336**

Communication System: Generic GSM; Communication System Band: GSM 850 (824.0 - 849.0 MHz); Frequency: 836.6 MHz; Communication System PAR: 9.03 dB  
Medium parameters used (interpolated):  $f = 836.6$  MHz;  $\sigma = 0.89$  mho/m;  $\epsilon_r = 41.478$ ;  $\rho = 1000$  kg/m<sup>3</sup>

Phantom section: Right Section

Measurement Standard: DASYS (IEEE/IEC/ANSI C63.19-2007)

DASY5 Configuration:

- Probe: EX3DV4 - SN3755; ConvF(8.99, 8.99, 8.99); Calibrated: 1/20/2011
- Sensor-Surface: 2.5mm (Mechanical Surface Detection)
- Electronics: DAE4 Sn1245; Calibrated: 1/11/2011
- Phantom: Twin SAM Phantom; Type: QD 000 P40 CD; Serial: 1609
- Measurement SW: DASYS2, Version 52.6 (1); SEMCAD X Version 14.4.2 (2595)

### GSM850/Right Head Cheek Middle CH190/Area Scan (6x9x1):

Measurement grid: dx=15mm, dy=15mm

Maximum value of SAR (measured) = 0.495 mW/g

### GSM850/Right Head Cheek Middle CH190/Zoom Scan (7x7x7)/Cube 0:

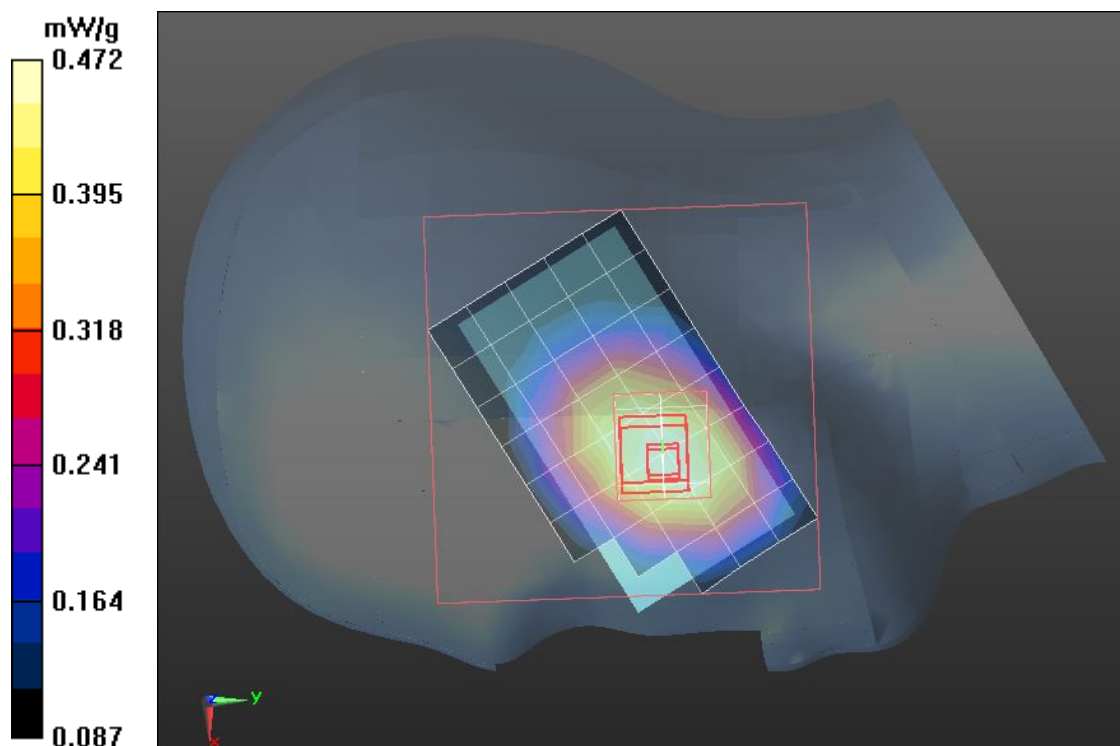
Measurement grid: dx=5mm, dy=5mm, dz=5mm

Reference Value = 10.307 V/m; Power Drift = -0.04 dB

Peak SAR (extrapolated) = 0.557 W/kg

**SAR(1 g) = 0.455 mW/g; SAR(10 g) = 0.357 mW/g**

Maximum value of SAR (measured) = 0.472 mW/g





Test Laboratory: Compliance Certification Services Inc. August 10, 2011

## **GSM 850-Right Head Cheek High CH251**

**DUT: GSM Mobile Phone; Type: U-100-2; Serial: 862718007015336**

Communication System: Generic GSM; Communication System Band: GSM 850

(824.0 - 849.0 MHz); Frequency: 848.8MHz; Communication System PAR: 9.03 dB

Medium parameters used (interpolated):  $f = 848.8\text{MHz}$ ;  $\sigma = 0.899\text{ mho/m}$ ;  $\epsilon_r = 41.327$ ;  
 $\rho = 1000\text{ kg/m}^3$

Phantom section: Right Section

Measurement Standard: DASY5 (IEEE/IEC/ANSI C63.19-2007)

DASY5 Configuration:

- Probe: EX3DV4 - SN3755; ConvF(8.99, 8.99, 8.99); Calibrated: 1/20/2011
- Sensor-Surface: 2.5mm (Mechanical Surface Detection)
- Electronics: DAE4 Sn1245; Calibrated: 1/11/2011
- Phantom: Twin SAM Phantom; Type: QD 000 P40 CD; Serial: 1609
- Measurement SW: DASY52, Version 52.6 (1); SEMCAD X Version 14.4.2 (2595)

## **GSM850/Right Head Cheek High CH251/Area Scan (6x9x1):**

Measurement grid:  $dx=15\text{mm}$ ,  $dy=15\text{mm}$

Maximum value of SAR (measured) = 0.489 mW/g

## **GSM850/Right Head Cheek High CH251/Zoom Scan (7x7x7)/Cube 0:**

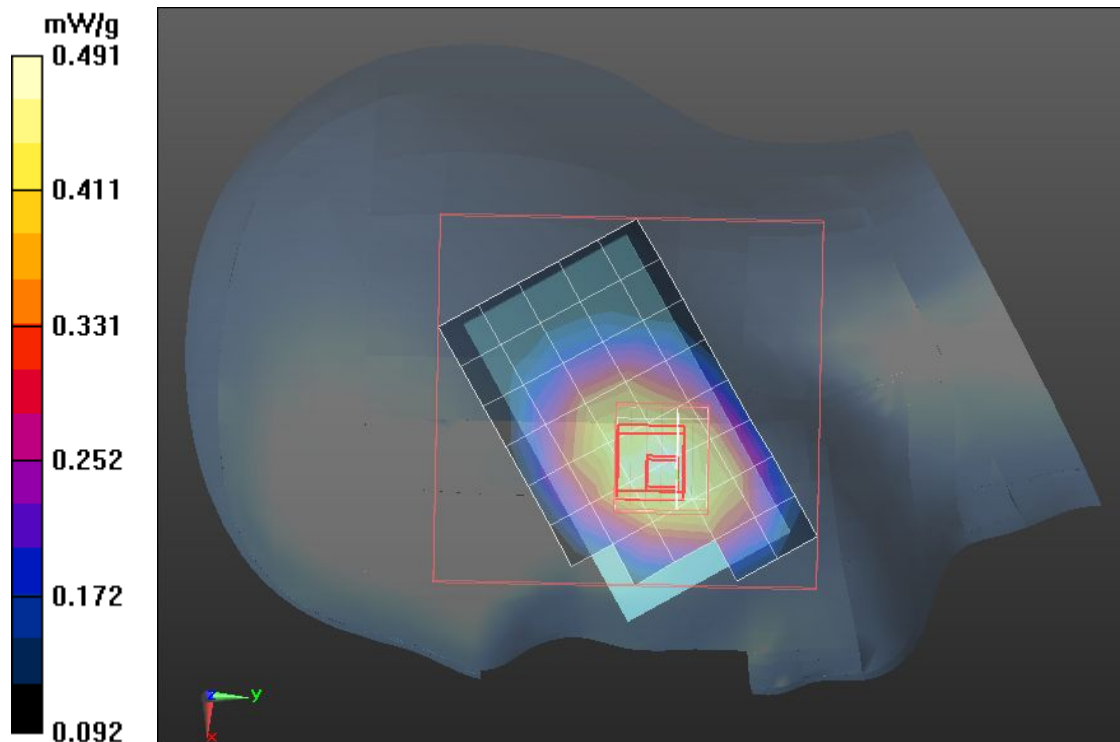
Measurement grid:  $dx=5\text{mm}$ ,  $dy=5\text{mm}$ ,  $dz=5\text{mm}$

Reference Value = 10.635 V/m; Power Drift = 0.08 dB

Peak SAR (extrapolated) = 0.588 W/kg

**SAR(1 g) = 0.472 mW/g; SAR(10 g) = 0.372 mW/g**

Maximum value of SAR (measured) = 0.491 mW/g





Test Laboratory: Compliance Certification Services Inc. August 10, 2011

## **GSM 850-Right Head Tilted Low CH128**

**DUT: GSM Mobile Phone; Type: U-100-2; Serial: 862718007015336**

Communication System: Generic GSM; Communication System Band: GSM 850

(824.0 - 849.0 MHz); Frequency: 824.2 MHz; Communication System PAR: 9.03 dB

Medium parameters used (interpolated):  $f = 824.2$  MHz;  $\sigma = 0.88$  mho/m;  $\epsilon_r = 41.628$ ;  $\rho = 1000$  kg/m<sup>3</sup>

Phantom section: Right Section

Measurement Standard: DASYS (IEEE/IEC/ANSI C63.19-2007)

DASY5 Configuration:

- Probe: EX3DV4 - SN3755; ConvF(8.99, 8.99, 8.99); Calibrated: 1/20/2011
- Sensor-Surface: 2.5mm (Mechanical Surface Detection)
- Electronics: DAE4 Sn1245; Calibrated: 1/11/2011
- Phantom: Twin SAM Phantom; Type: QD 000 P40 CD; Serial: 1609
- Measurement SW: DASYS2, Version 52.6 (1); SEMCAD X Version 14.4.2 (2595)

## **GSM850/Right Head Tilted Low CH128/Area Scan (6x9x1):**

Measurement grid: dx=15mm, dy=15mm

Maximum value of SAR (measured) = 0.307 mW/g

## **GSM850/Right Head Tilted Low CH128/Zoom Scan (7x7x7)/Cube 0:**


Measurement grid: dx=5mm, dy=5mm, dz=5mm

Reference Value = 14.052 V/m; Power Drift = -0.12 dB

Peak SAR (extrapolated) = 0.346 W/kg

**SAR(1 g) = 0.286 mW/g; SAR(10 g) = 0.225 mW/g**

Maximum value of SAR (measured) = 0.296 mW/g





Test Laboratory: Compliance Certification Services Inc. August 10, 2011

## **GSM 850-Right Head Tilted Middle CH190**

**DUT: GSM Mobile Phone; Type: U-100-2; Serial: 862718007015336**

Communication System: Generic GSM; Communication System Band: GSM 850

(824.0 - 849.0 MHz); Frequency: 836.6 MHz; Communication System PAR: 9.03 dB

Medium parameters used (interpolated):  $f = 836.6$  MHz;  $\sigma = 0.89$  mho/m;  $\epsilon_r = 41.478$ ;  $\rho = 1000$  kg/m<sup>3</sup>

Phantom section: Right Section

Measurement Standard: DASYS (IEEE/IEC/ANSI C63.19-2007)

DASY5 Configuration:

- Probe: EX3DV4 - SN3755; ConvF(8.99, 8.99, 8.99); Calibrated: 1/20/2011
- Sensor-Surface: 2.5mm (Mechanical Surface Detection)
- Electronics: DAE4 Sn1245; Calibrated: 1/11/2011
- Phantom: Twin SAM Phantom; Type: QD 000 P40 CD; Serial: 1609
- Measurement SW: DASYS2, Version 52.6 (1); SEMCAD X Version 14.4.2 (2595)

## **GSM850/Right Head Tilted Middle CH190/Area Scan (6x9x1):**

Measurement grid: dx=15mm, dy=15mm

Maximum value of SAR (measured) = 0.387 mW/g

## **GSM850/Right Head Tilted Middle CH190/Zoom Scan (7x7x7)/Cube 0:**

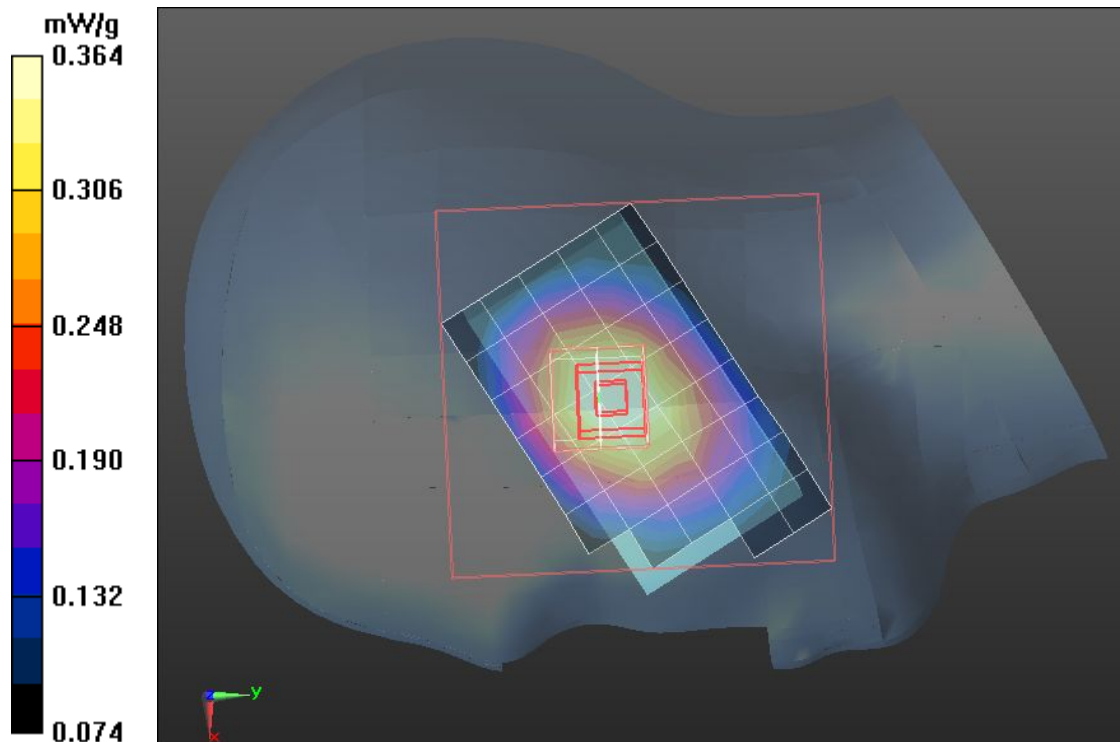
Measurement grid: dx=5mm, dy=5mm, dz=5mm

Reference Value = 14.566 V/m; Power Drift = 0.05 dB

Peak SAR (extrapolated) = 0.424 W/kg

**SAR(1 g) = 0.352 mW/g; SAR(10 g) = 0.278 mW/g**

Maximum value of SAR (measured) = 0.364 mW/g





Test Laboratory: Compliance Certification Services Inc. August 10, 2011

## **GSM 850-Right Head Tilted High CH251**

**DUT: GSM Mobile Phone; Type: U-100-2; Serial: 862718007015336**

Communication System: Generic GSM; Communication System Band: GSM 850

(824.0 - 849.0 MHz); Frequency: 848.8MHz; Communication System PAR: 9.03 dB

Medium parameters used (interpolated):  $f = 848.8\text{MHz}$ ;  $\sigma = 0.899\text{ mho/m}$ ;  $\epsilon_r = 41.327$ ;  
 $\rho = 1000\text{ kg/m}^3$

Phantom section: Right Section

Measurement Standard: DASYS (IEEE/IEC/ANSI C63.19-2007)

DASY5 Configuration:

- Probe: EX3DV4 - SN3755; ConvF(8.99, 8.99, 8.99); Calibrated: 1/20/2011
- Sensor-Surface: 2.5mm (Mechanical Surface Detection)
- Electronics: DAE4 Sn1245; Calibrated: 1/11/2011
- Phantom: Twin SAM Phantom; Type: QD 000 P40 CD; Serial: 1609
- Measurement SW: DASYS2, Version 52.6 (1); SEMCAD X Version 14.4.2 (2595)

## **GSM850/Right Head Tilted High CH251/Area Scan (6x9x1):**

Measurement grid:  $dx=15\text{mm}$ ,  $dy=15\text{mm}$

Maximum value of SAR (measured) = 0.333 mW/g

## **GSM850/Right Head Tilted High CH251/Zoom Scan (7x7x9)/Cube 0:**

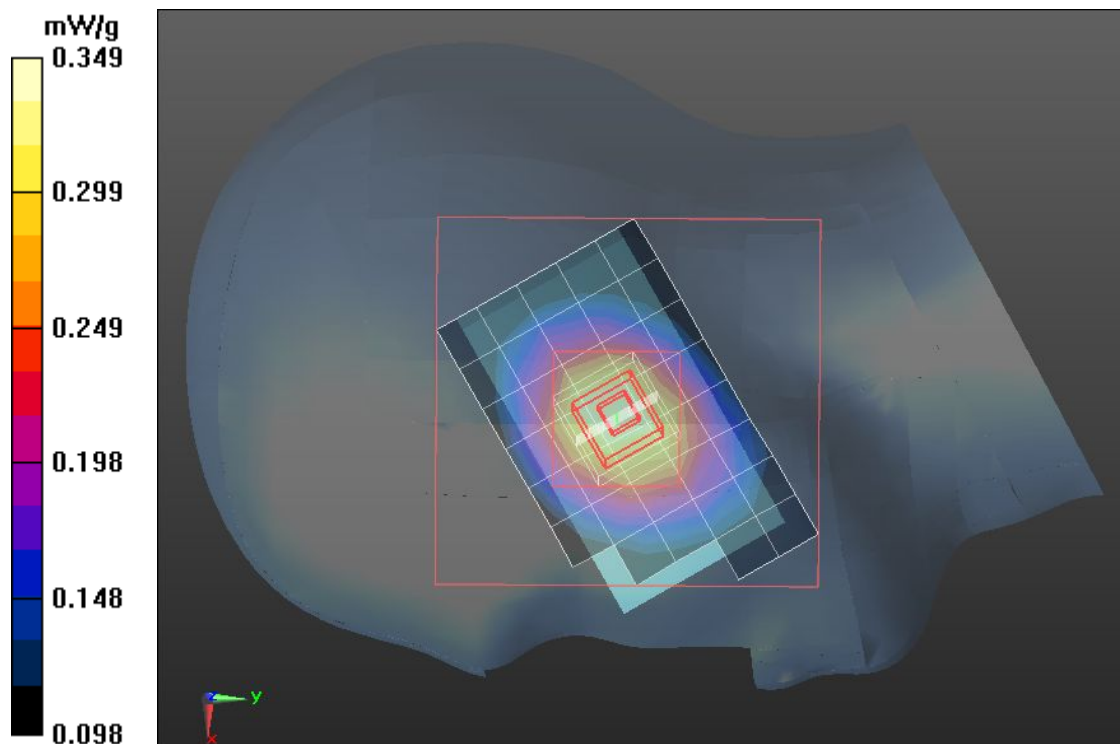
Measurement grid:  $dx=5\text{mm}$ ,  $dy=5\text{mm}$ ,  $dz=5\text{mm}$

Reference Value = 13.407 V/m; Power Drift = -0.07 dB

Peak SAR (extrapolated) = 0.382 W/kg

**SAR(1 g) = 0.320 mW/g; SAR(10 g) = 0.252 mW/g**

Maximum value of SAR (measured) = 0.349 mW/g





Test Laboratory: Compliance Certification Services Inc. August 10, 2011

## **GSM 850-Left Head Cheek Low CH128**

**DUT: GSM Mobile Phone; Type: U-100-2; Serial: 862718007015336**

Communication System: Generic GSM; Communication System Band: GSM 850

(824.0 - 849.0 MHz); Frequency: 824.2 MHz; Communication System PAR: 9.03 dB

Medium parameters used (interpolated):  $f = 824.2$  MHz;  $\sigma = 0.88$  mho/m;  $\epsilon_r = 41.628$ ;  $\rho = 1000$  kg/m<sup>3</sup>

Phantom section: Left Section

Measurement Standard: DASYS (IEEE/IEC/ANSI C63.19-2007)

DASY5 Configuration:

- Probe: EX3DV4 - SN3755; ConvF(8.99, 8.99, 8.99); Calibrated: 1/20/2011
- Sensor-Surface: 2.5mm (Mechanical Surface Detection)
- Electronics: DAE4 Sn1245; Calibrated: 1/11/2011
- Phantom: Twin SAM Phantom; Type: QD 000 P40 CD; Serial: 1609
- Measurement SW: DASYS2, Version 52.6 (1); SEMCAD X Version 14.4.2 (2595)

## **GSM850/Left Head Cheek Low CH128/Area Scan (6x9x1):**

Measurement grid: dx=15mm, dy=15mm

Maximum value of SAR (measured) = 0.388 mW/g

## **GSM850/Left Head Cheek Low CH128/Zoom Scan (7x7x9)/Cube 0:**

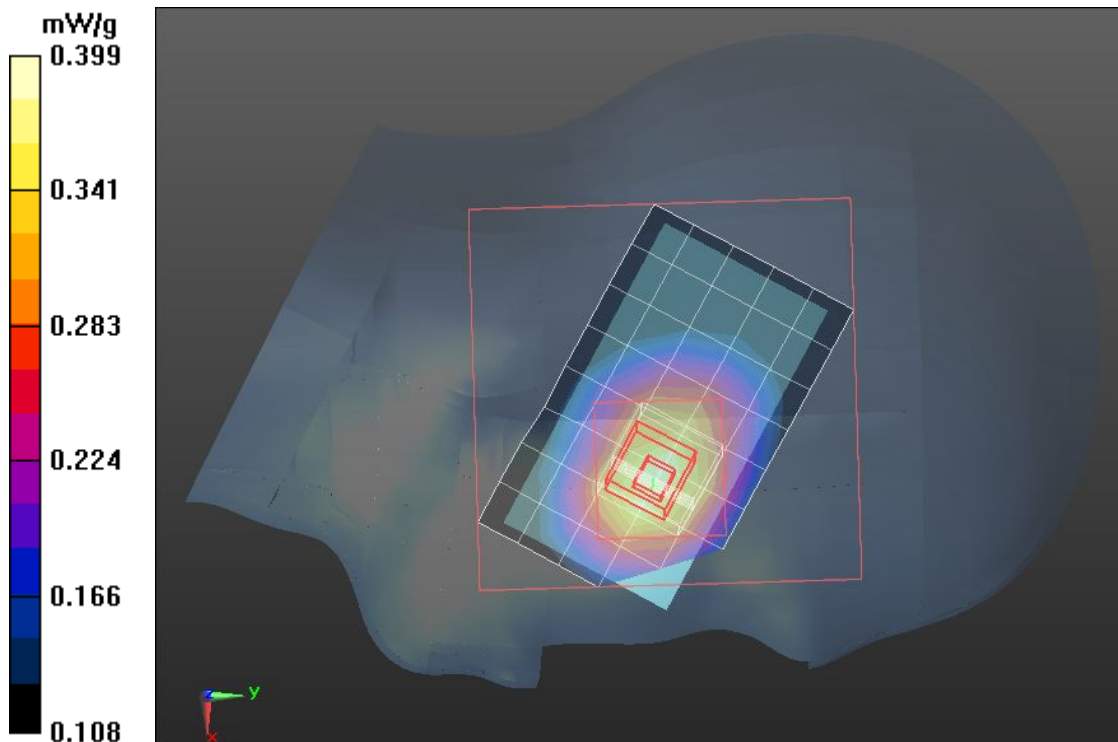
Measurement grid: dx=5mm, dy=5mm, dz=5mm

Reference Value = 10.077 V/m; Power Drift = 0.0057 dB

Peak SAR (extrapolated) = 0.450 W/kg

**SAR(1 g) = 0.365 mW/g; SAR(10 g) = 0.287 mW/g**

Maximum value of SAR (measured) = 0.399 mW/g







Test Laboratory: Compliance Certification Services Inc. August 10, 2011

## **GSM 850-Left Head Cheek Middle CH190**

**DUT: GSM Mobile Phone; Type: U-100-2; Serial: 862718007015336**

Communication System: Generic GSM; Communication System Band: GSM 850

(824.0 - 849.0 MHz); Frequency: 836.6 MHz; Communication System PAR: 9.03 dB

Medium parameters used (interpolated):  $f = 836.6$  MHz;  $\sigma = 0.89$  mho/m;  $\epsilon_r = 41.478$ ;  $\rho = 1000$  kg/m<sup>3</sup>

Phantom section: Left Section

Measurement Standard: DASYS (IEEE/IEC/ANSI C63.19-2007)

DASY5 Configuration:

- Probe: EX3DV4 - SN3755; ConvF(8.99, 8.99, 8.99); Calibrated: 1/20/2011
- Sensor-Surface: 2.5mm (Mechanical Surface Detection)
- Electronics: DAE4 Sn1245; Calibrated: 1/11/2011
- Phantom: Twin SAM Phantom; Type: QD 000 P40 CD; Serial: 1609
- Measurement SW: DASY52, Version 52.6 (1); SEMCAD X Version 14.4.2 (2595)

## **GSM850/Left Head Cheek Middle CH190/Area Scan (6x9x1):**

Measurement grid: dx=15mm, dy=15mm

Maximum value of SAR (measured) = 0.415 mW/g

## **GSM850/Left Head Cheek Middle CH190/Zoom Scan (7x7x9)/Cube 0:**

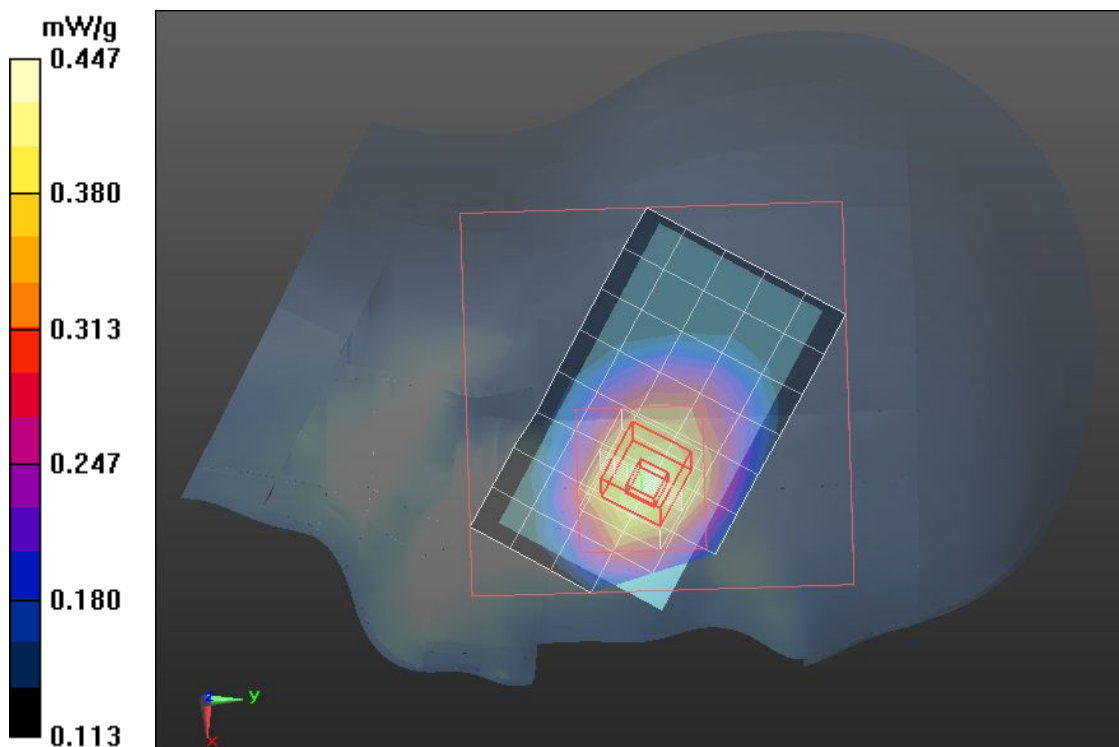
Measurement grid: dx=5mm, dy=5mm, dz=5mm

Reference Value = 10.355 V/m; Power Drift = -0.0016 dB

Peak SAR (extrapolated) = 0.506 W/kg

**SAR(1 g) = 0.403 mW/g; SAR(10 g) = 0.317 mW/g**

Maximum value of SAR (measured) = 0.447 mW/g





Test Laboratory: Compliance Certification Services Inc. August 10, 2011

## **GSM 850-Left Head Cheek High CH251**

**DUT: GSM Mobile Phone; Type: U-100-2; Serial: 862718007015336**

Communication System: Generic GSM; Communication System Band: GSM 850

(824.0 - 849.0 MHz); Frequency: 848.8MHz; Communication System PAR: 9.191 dB

Medium parameters used (interpolated):  $f = 848.8\text{MHz}$ ;  $\sigma = 0.899\text{ mho/m}$ ;  $\epsilon_r = 41.327$ ;  
 $\rho = 1000\text{ kg/m}^3$

Phantom section: Left Section

Measurement Standard: DASYS (IEEE/IEC/ANSI C63.19-2007)

DASY5 Configuration:

- Probe: EX3DV4 - SN3755; ConvF(8.99, 8.99, 8.99); Calibrated: 1/20/2011
- Sensor-Surface: 2.5mm (Mechanical Surface Detection)
- Electronics: DAE4 Sn1245; Calibrated: 1/11/2011
- Phantom: Twin SAM Phantom; Type: QD 000 P40 CD; Serial: 1609
- Measurement SW: DASYS2, Version 52.6 (1); SEMCAD X Version 14.4.2 (2595)

## **GSM850/Left Head Cheek High CH251/Area Scan (6x9x1):**

Measurement grid:  $dx=15\text{mm}$ ,  $dy=15\text{mm}$

Maximum value of SAR (measured) = 0.421 mW/g

## **GSM850/Left Head Cheek High CH251/Zoom Scan (7x7x9)/Cube 0:**

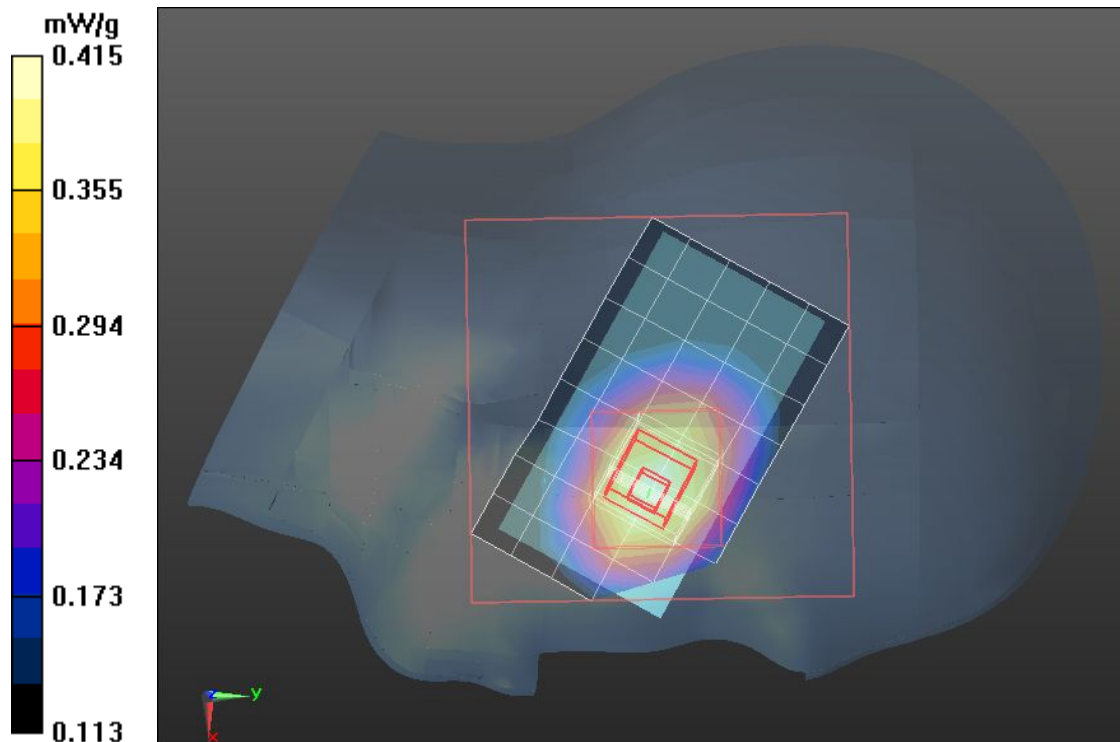
Measurement grid:  $dx=5\text{mm}$ ,  $dy=5\text{mm}$ ,  $dz=5\text{mm}$

Reference Value = 9.927 V/m; Power Drift = 0.08 dB

Peak SAR (extrapolated) = 0.452 W/kg

**SAR(1 g) = 0.378 mW/g; SAR(10 g) = 0.301 mW/g**

Maximum value of SAR (measured) = 0.415 mW/g





Test Laboratory: Compliance Certification Services Inc. August 10, 2011

## **GSM 850-Left Head Tilted Low CH128**

**DUT: GSM Mobile Phone; Type: U-100-2; Serial: 862718007015336**

Communication System: Generic GSM; Communication System Band: GSM 850

(824.0 - 849.0 MHz); Frequency: 824.2 MHz; Communication System PAR: 9.03 dB

Medium parameters used (interpolated):  $f = 824.2$  MHz;  $\sigma = 0.88$  mho/m;  $\epsilon_r = 41.628$ ;  $\rho = 1000$  kg/m<sup>3</sup>

Phantom section: Left Section

Measurement Standard: DASYS (IEEE/IEC/ANSI C63.19-2007)

DASY5 Configuration:

- Probe: EX3DV4 - SN3755; ConvF(8.99, 8.99, 8.99); Calibrated: 1/20/2011
- Sensor-Surface: 2.5mm (Mechanical Surface Detection)
- Electronics: DAE4 Sn1245; Calibrated: 1/11/2011
- Phantom: Twin SAM Phantom; Type: QD 000 P40 CD; Serial: 1609
- Measurement SW: DASY52, Version 52.6 (1); SEMCAD X Version 14.4.2 (2595)

## **GSM850/Left Head Tilted Low CH128/Area Scan (6x9x1):**

Measurement grid: dx=15mm, dy=15mm

Maximum value of SAR (measured) = 0.348 mW/g

## **GSM850/Left Head Tilted Low CH128/Zoom Scan (7x7x9)/Cube 0:**


Measurement grid: dx=5mm, dy=5mm, dz=5mm

Reference Value = 14.311 V/m; Power Drift = 0.03 dB

Peak SAR (extrapolated) = 0.384 W/kg

**SAR(1 g) = 0.325 mW/g; SAR(10 g) = 0.259 mW/g**

Maximum value of SAR (measured) = 0.357 mW/g





Test Laboratory: Compliance Certification Services Inc. August 10, 2011

## **GSM 850-Left Head Tilted Middle CH190**

**DUT: GSM Mobile Phone; Type: U-100-2; Serial: 862718007015336**

Communication System: Generic GSM; Communication System Band: GSM 850

(824.0 - 849.0 MHz); Frequency: 836.6 MHz; Communication System PAR: 9.03 dB

Medium parameters used (interpolated):  $f = 836.6$  MHz;  $\sigma = 0.89$  mho/m;  $\epsilon_r = 41.478$ ;  $\rho = 1000$  kg/m<sup>3</sup>

Phantom section: Left Section

Measurement Standard: DASYS (IEEE/IEC/ANSI C63.19-2007)

DASY5 Configuration:

- Probe: EX3DV4 - SN3755; ConvF(8.99, 8.99, 8.99); Calibrated: 1/20/2011
- Sensor-Surface: 2.5mm (Mechanical Surface Detection)
- Electronics: DAE4 Sn1245; Calibrated: 1/11/2011
- Phantom: Twin SAM Phantom; Type: QD 000 P40 CD; Serial: 1609
- Measurement SW: DASYS2, Version 52.6 (1); SEMCAD X Version 14.4.2 (2595)

## **GSM850/Left Head Tilted Middle CH190/Area Scan (6x9x1):**

Measurement grid: dx=15mm, dy=15mm

Maximum value of SAR (measured) = 0.375 mW/g

## **GSM850/Left Head Tilted Middle CH190/Zoom Scan (7x7x9)/Cube 0:**

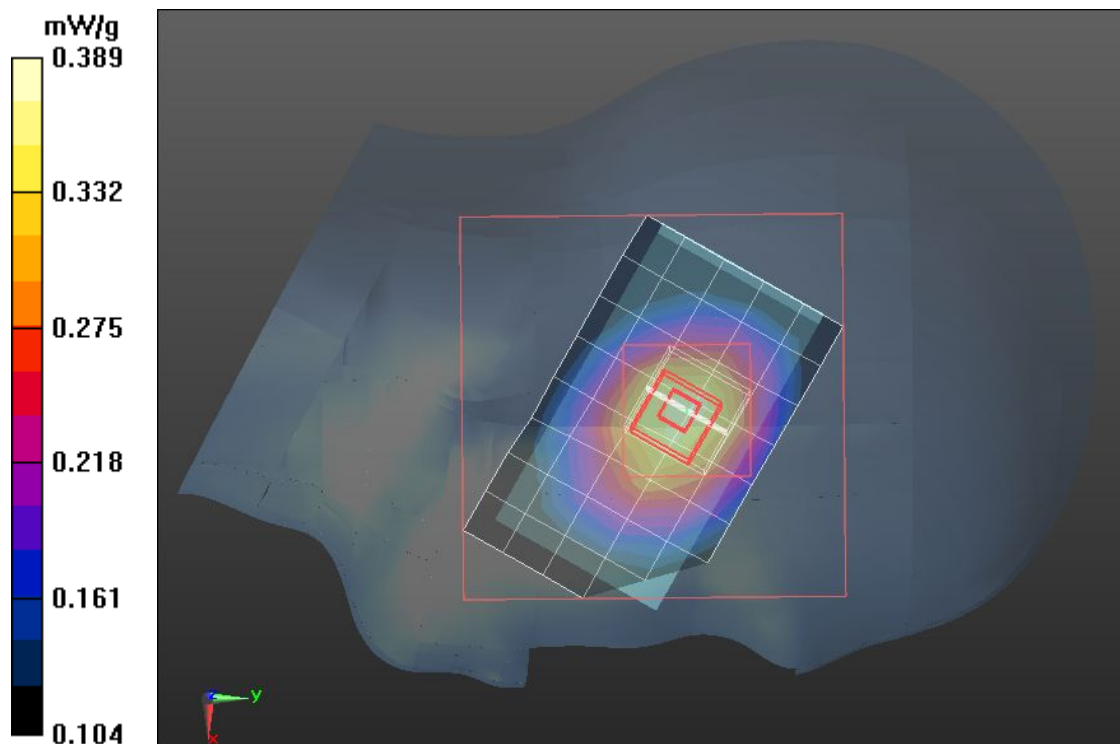
Measurement grid: dx=5mm, dy=5mm, dz=5mm

Reference Value = 14.599 V/m; Power Drift = 0.13 dB

Peak SAR (extrapolated) = 0.435 W/kg

**SAR(1 g) = 0.353 mW/g; SAR(10 g) = 0.278 mW/g**

Maximum value of SAR (measured) = 0.389 mW/g





Test Laboratory: Compliance Certification Services Inc. August 10, 2011

## **GSM 850-Left Head Tilted High CH251**

**DUT: GSM Mobile Phone; Type: U-100-2; Serial: 862718007015336**

Communication System: Generic GSM; Communication System Band: GSM 850

(824.0 - 849.0 MHz); Frequency: 848.8MHz; Communication System PAR: 9.03 dB

Medium parameters used (interpolated):  $f = 848.8\text{MHz}$ ;  $\sigma = 0.899\text{ mho/m}$ ;  $\epsilon_r = 41.327$ ;  
 $\rho = 1000\text{ kg/m}^3$

Phantom section: Left Section

Measurement Standard: DASY5 (IEEE/IEC/ANSI C63.19-2007)

DASY5 Configuration:

- Probe: EX3DV4 - SN3755; ConvF(8.99, 8.99, 8.99); Calibrated: 1/20/2011
- Sensor-Surface: 2.5mm (Mechanical Surface Detection)
- Electronics: DAE4 Sn1245; Calibrated: 1/11/2011
- Phantom: Twin SAM Phantom; Type: QD 000 P40 CD; Serial: 1609
- Measurement SW: DASY52, Version 52.6 (1); SEMCAD X Version 14.4.2 (2595)

## **GSM850/Left Head Tilted High CH251/Area Scan (6x9x1):**

Measurement grid:  $dx=15\text{mm}$ ,  $dy=15\text{mm}$

Maximum value of SAR (measured) = 0.309 mW/g

## **GSM850/Left Head Tilted High CH251/Zoom Scan (7x7x9)/Cube 0:**


Measurement grid:  $dx=5\text{mm}$ ,  $dy=5\text{mm}$ ,  $dz=5\text{mm}$

Reference Value = 13.494 V/m; Power Drift = 0.06 dB

Peak SAR (extrapolated) = 0.355 W/kg

**SAR(1 g) = 0.292 mW/g; SAR(10 g) = 0.230 mW/g**

Maximum value of SAR (measured) = 0.319 mW/g





Test Laboratory: Compliance Certification Services Inc. August 10, 2011

## PCS-1900-Right Head Cheek Low CH512

**DUT: GSM Mobile Phone; Type: U-100-2; Serial: 862718007015336**

Communication System: Generic GSM; Communication System Band: PCS 1900 (1850.0 - 1910.0 MHz); Frequency: 1850.2 MHz; Communication System PAR: 9.03 dB

Medium parameters used:  $f = 1850.2$  MHz;  $\sigma = 1.42$  mho/m;  $\epsilon_r = 39.87$ ;  $\rho = 1000$  kg/m<sup>3</sup>

Phantom section: Right Section

Measurement Standard: DASYS (IEEE/IEC/ANSI C63.19-2007)

DASY5 Configuration:

- Probe: EX3DV4 - SN3755; ConvF(7.84, 7.84, 7.84); Calibrated: 1/20/2011
- Sensor-Surface: 2.5mm (Mechanical Surface Detection)
- Electronics: DAE4 Sn1245; Calibrated: 1/11/2011
- Phantom: Twin SAM Phantom; Type: QD 000 P40 CD; Serial: 1609
- Measurement SW: DASYS2, Version 52.6 (1); SEMCAD X Version 14.4.2 (2595)

## PCS1900/Right Head Cheek Low CH512/Area Scan (6x9x1):

Measurement grid: dx=15mm, dy=15mm

Maximum value of SAR (measured) = 0.504 mW/g

## PCS1900/Right Head Cheek Low CH512/Zoom Scan (7x7x9)/Cube 0:

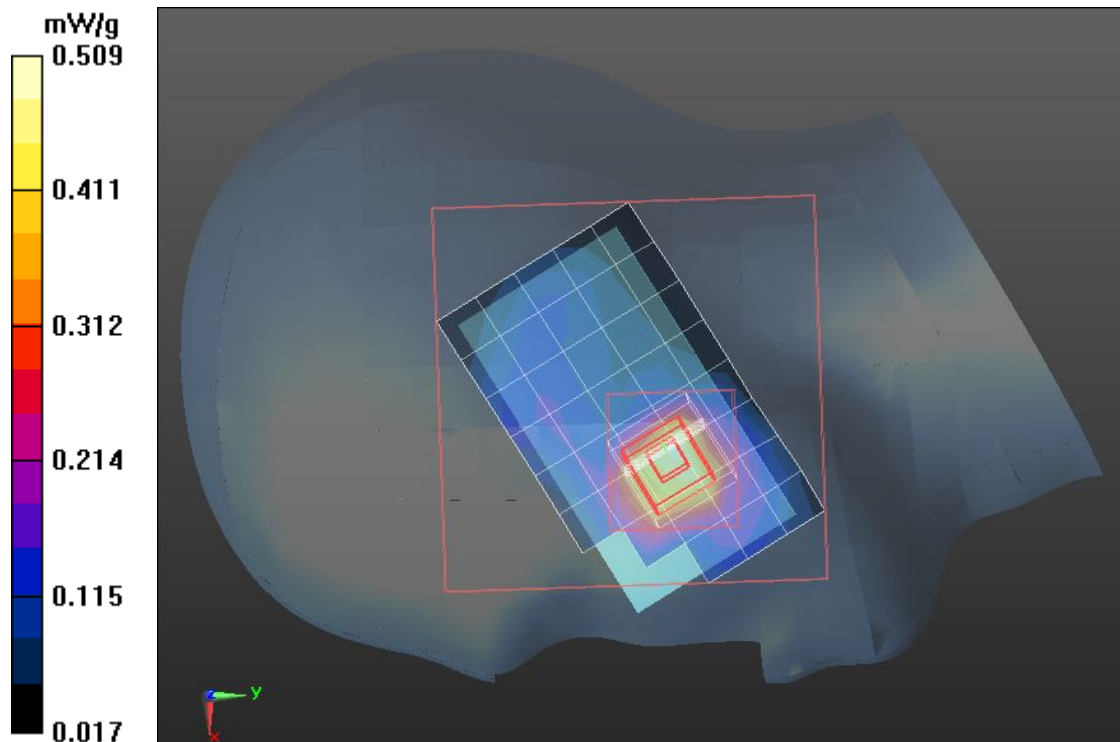
Measurement grid: dx=5mm, dy=5mm, dz=5mm

Reference Value = 9.671 V/m; Power Drift = -0.05 dB

Peak SAR (extrapolated) = 0.615 W/kg

**SAR(1 g) = 0.422 mW/g; SAR(10 g) = 0.252 mW/g**

Maximum value of SAR (measured) = 0.509 mW/g





Test Laboratory: Compliance Certification Services Inc. August 10, 2011

## PCS-1900-Right Head Cheek Middle CH661

**DUT: GSM Mobile Phone; Type: U-100-2; Serial: 862718007015336**

Communication System: Generic GSM; Communication System Band: PCS 1900 (1850.0 - 1910.0 MHz); Frequency: 1880 MHz; Communication System PAR: 9.03 dB

Medium parameters used:  $f = 1880$  MHz;  $\sigma = 1.45$  mho/m;  $\epsilon_r = 39.74$ ;  $\rho = 1000$  kg/m<sup>3</sup>

Phantom section: Right Section

Measurement Standard: DASYS5 (IEEE/IEC/ANSI C63.19-2007)

DASY5 Configuration:

- Probe: EX3DV4 - SN3755; ConvF(7.84, 7.84, 7.84); Calibrated: 1/20/2011
- Sensor-Surface: 2.5mm (Mechanical Surface Detection)
- Electronics: DAE4 Sn1245; Calibrated: 1/11/2011
- Phantom: Twin SAM Phantom; Type: QD 000 P40 CD; Serial: 1609
- Measurement SW: DASYS52, Version 52.6 (1); SEMCAD X Version 14.4.2 (2595)

## PCS1900/Right Head Cheek Middle CH661/Area Scan (6x9x1):

Measurement grid: dx=15mm, dy=15mm

Maximum value of SAR (measured) = 0.337 mW/g

## PCS1900/Right Head Cheek Middle CH661/Zoom Scan (7x7x9)/Cube 0:

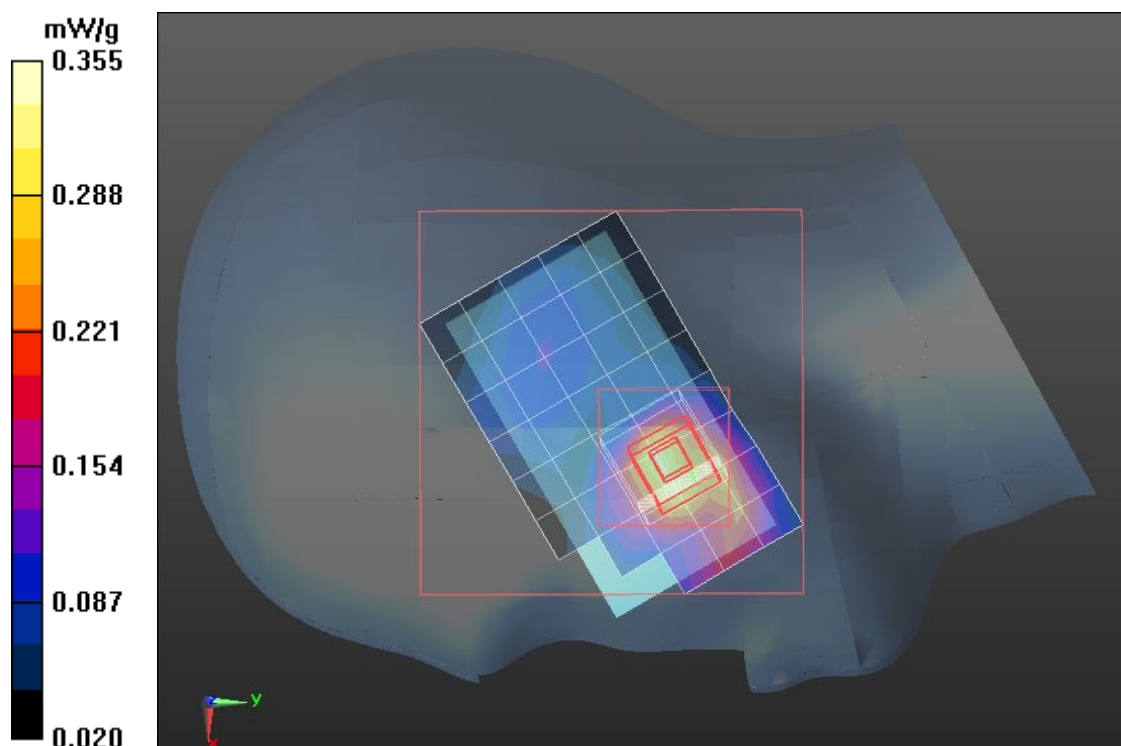
Measurement grid: dx=5mm, dy=5mm, dz=5mm

Reference Value = 8.973 V/m; Power Drift = -0.08 dB

Peak SAR (extrapolated) = 0.476 W/kg

**SAR(1 g) = 0.289 mW/g; SAR(10 g) = 0.175 mW/g**

Maximum value of SAR (measured) = 0.355 mW/g





Test Laboratory: Compliance Certification Services Inc. August 10, 2011

## PCS-1900-Right Head Cheek High CH810

**DUT: GSM Mobile Phone; Type: U-100-2; Serial: 862718007015336**

Communication System: Generic GSM; Communication System Band: PCS 1900 (1850.0 - 1910.0 MHz); Frequency: 1910.0 MHz; Communication System PAR: 9.03 dB

Medium parameters used:  $f = 1910.0$  MHz;  $\sigma = 1.47$  mho/m;  $\epsilon_r = 39.6$ ;  $\rho = 1000$  kg/m<sup>3</sup>

Phantom section: Right Section

Measurement Standard: DASYS (IEEE/IEC/ANSI C63.19-2007)

DASY5 Configuration:

- Probe: EX3DV4 - SN3755; ConvF(7.84, 7.84, 7.84); Calibrated: 1/20/2011
- Sensor-Surface: 2.5mm (Mechanical Surface Detection)
- Electronics: DAE4 Sn1245; Calibrated: 1/11/2011
- Phantom: Twin SAM Phantom; Type: QD 000 P40 CD; Serial: 1609
- Measurement SW: DASYS2, Version 52.6 (1); SEMCAD X Version 14.4.2 (2595)

## PCS1900/Right Head Cheek High CH810/Area Scan (6x9x1):

Measurement grid: dx=15mm, dy=15mm

Maximum value of SAR (measured) = 0.432 mW/g

## PCS1900/Right Head Cheek High CH810/Zoom Scan (7x7x9)/Cube 0:

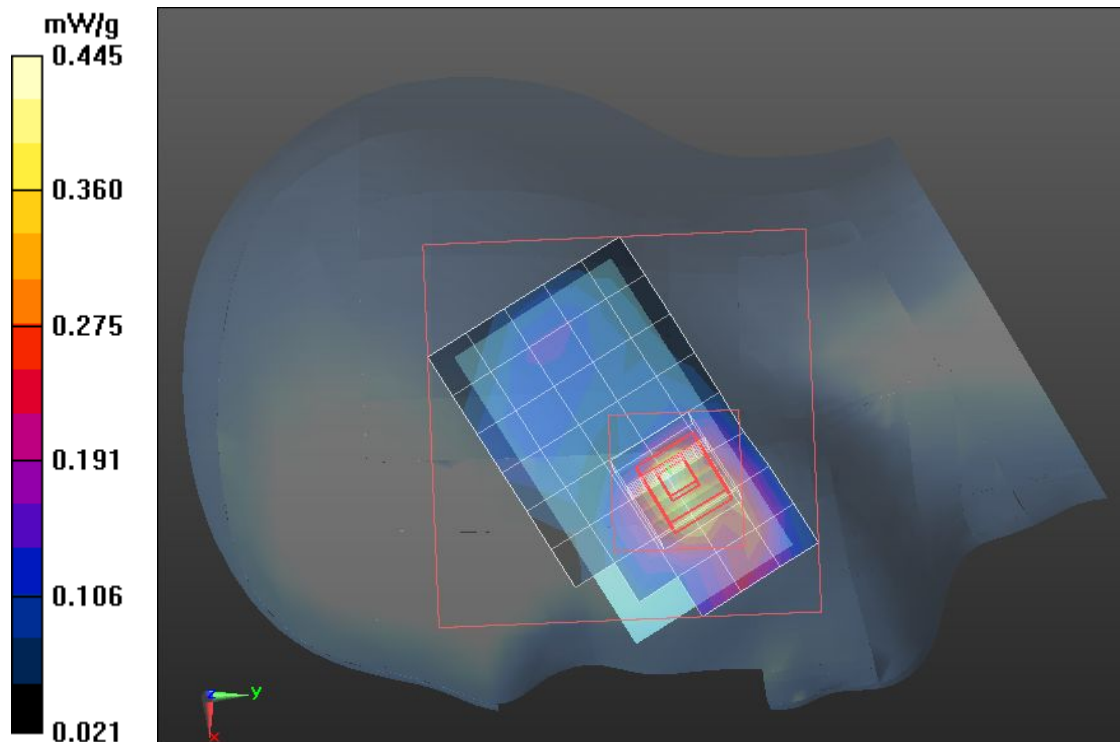
Measurement grid: dx=5mm, dy=5mm, dz=5mm

Reference Value = 10.074 V/m; Power Drift = -0.01 dB

Peak SAR (extrapolated) = 0.545 W/kg

**SAR(1 g) = 0.352 mW/g; SAR(10 g) = 0.206 mW/g**

Maximum value of SAR (measured) = 0.445 mW/g







Test Laboratory: Compliance Certification Services Inc. August 10, 2011

## PCS-1900-Right Head Tilted Low CH512

**DUT: GSM Mobile Phone; Type: U-100-2; Serial: 862718007015336**

Communication System: Generic GSM; Communication System Band: PCS 1900 (1850.0 - 1910.0 MHz); Frequency: 1850.2 MHz; Communication System PAR: 9.03 dB

Medium parameters used:  $f = 1850.2$  MHz;  $\sigma = 1.42$  mho/m;  $\epsilon_r = 39.87$ ;  $\rho = 1000$  kg/m<sup>3</sup>

Phantom section: Right Section

Measurement Standard: DASYS (IEEE/IEC/ANSI C63.19-2007)

DASY5 Configuration:

- Probe: EX3DV4 - SN3755; ConvF(7.84, 7.84, 7.84); Calibrated: 1/20/2011
- Sensor-Surface: 2.5mm (Mechanical Surface Detection)
- Electronics: DAE4 Sn1245; Calibrated: 1/11/2011
- Phantom: Twin SAM Phantom; Type: QD 000 P40 CD; Serial: 1609
- Measurement SW: DASY52, Version 52.6 (1); SEMCAD X Version 14.4.2 (2595)

## PCS1900/Right Head Tilted Low CH512/Area Scan (6x9x1):

Measurement grid: dx=15mm, dy=15mm

Maximum value of SAR (measured) = 0.106 mW/g

## PCS1900/Right Head Tilted Low CH512/Zoom Scan (7x7x9)/Cube 0:

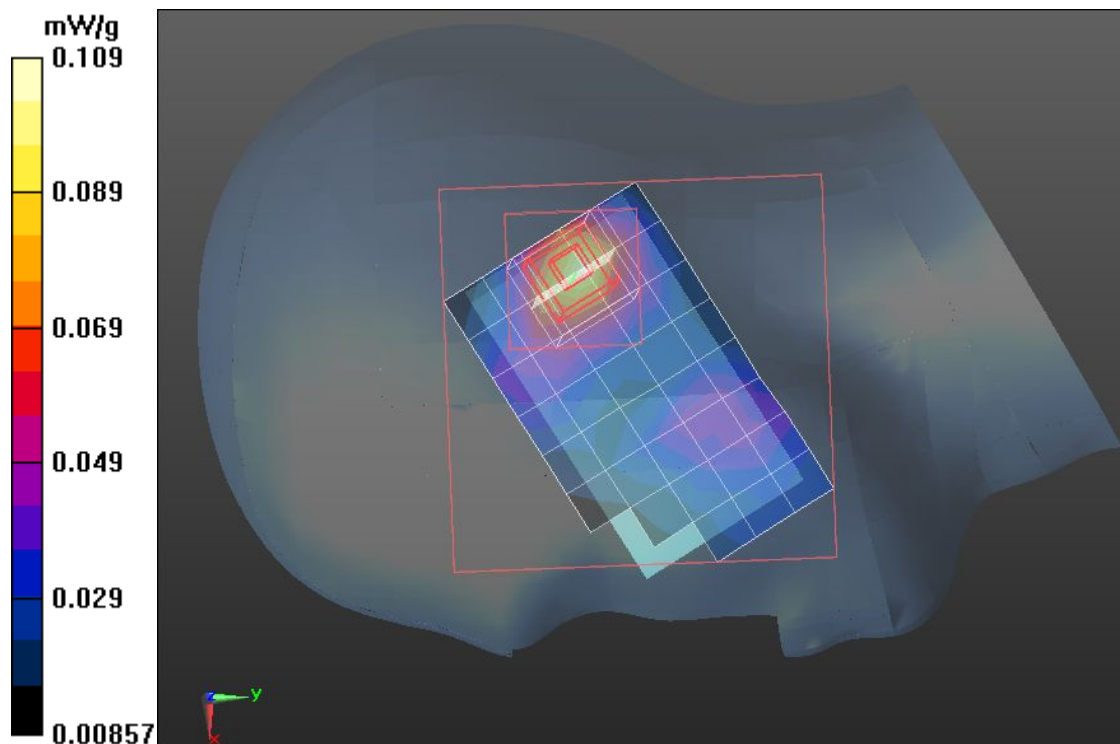
Measurement grid: dx=5mm, dy=5mm, dz=5mm

Reference Value = 7.963 V/m; Power Drift = 0.15 dB

Peak SAR (extrapolated) = 0.146 W/kg

**SAR(1 g) = 0.091 mW/g; SAR(10 g) = 0.054 mW/g**

Maximum value of SAR (measured) = 0.109 mW/g





Test Laboratory: Compliance Certification Services Inc. August 10, 2011

## PCS-1900-Right Head Tilted Middle CH661

**DUT: GSM Mobile Phone; Type: U-100-2; Serial: 862718007015336**

Communication System: Generic GSM; Communication System Band: PCS 1900 (1850.0 - 1910.0 MHz); Frequency: 1880 MHz; Communication System PAR: 9.03 dB

Medium parameters used:  $f = 1880$  MHz;  $\sigma = 1.45$  mho/m;  $\epsilon_r = 39.74$ ;  $\rho = 1000$  kg/m<sup>3</sup>

Phantom section: Right Section

Measurement Standard: DASYS (IEEE/IEC/ANSI C63.19-2007)

DASY5 Configuration:

- Probe: EX3DV4 - SN3755; ConvF(7.84, 7.84, 7.84); Calibrated: 1/20/2011
- Sensor-Surface: 2.5mm (Mechanical Surface Detection)
- Electronics: DAE4 Sn1245; Calibrated: 1/11/2011
- Phantom: Twin SAM Phantom; Type: QD 000 P40 CD; Serial: 1609
- Measurement SW: DASYS2, Version 52.6 (1); SEMCAD X Version 14.4.2 (2595)

## PCS1900/Right Head Tilted Middle CH661/Area Scan (6x9x1):

Measurement grid: dx=15mm, dy=15mm

Maximum value of SAR (measured) = 0.123 mW/g

## PCS1900/Right Head Tilted Middle CH661/Zoom Scan (7x7x9)/Cube 0:

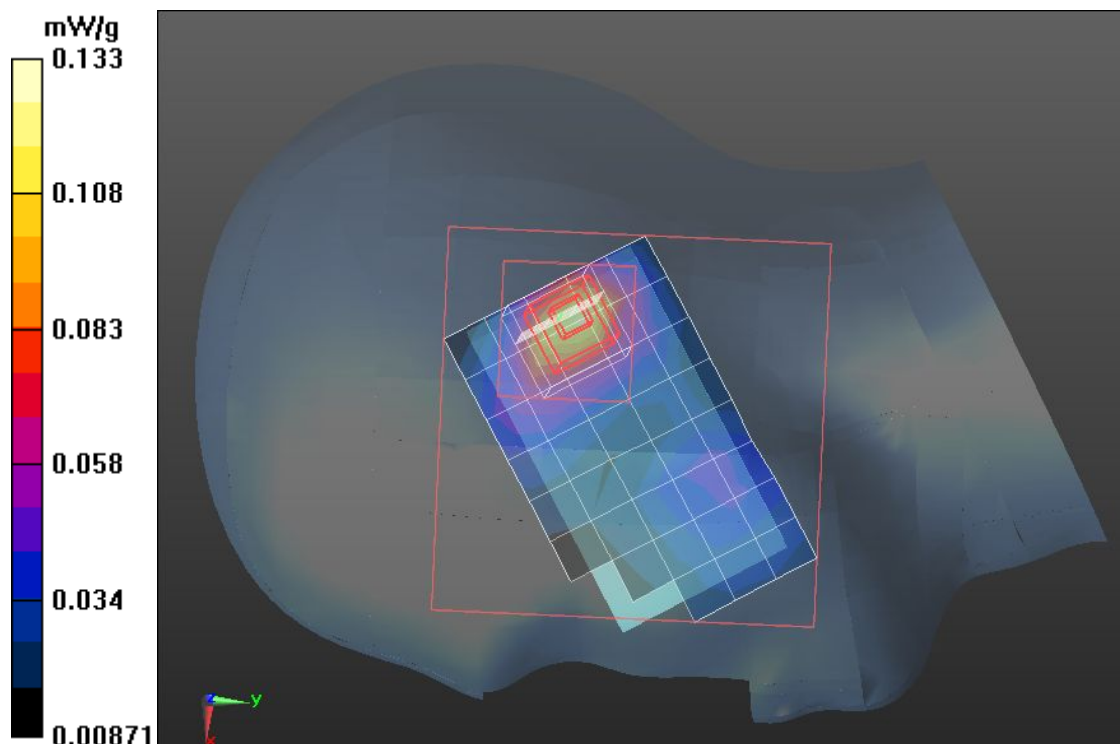
Measurement grid: dx=5mm, dy=5mm, dz=5mm

Reference Value = 8.606 V/m; Power Drift = 0.20 dB

Peak SAR (extrapolated) = 0.163 W/kg

**SAR(1 g) = 0.108 mW/g; SAR(10 g) = 0.064 mW/g**

Maximum value of SAR (measured) = 0.133 mW/g





Test Laboratory: Compliance Certification Services Inc. August 10, 2011

## PCS-1900-Right Head Tilted High CH810

**DUT: GSM Mobile Phone; Type: U-100-2; Serial: 862718007015336**

Communication System: Generic GSM; Communication System Band: PCS 1900 (1850.0 - 1910.0 MHz); Frequency: 1910.0 MHz; Communication System PAR: 9.03 dB

Medium parameters used:  $f = 1910.0$  MHz;  $\sigma = 1.47$  mho/m;  $\epsilon_r = 39.6$ ;  $\rho = 1000$  kg/m<sup>3</sup>

Phantom section: Right Section

Measurement Standard: DASYS (IEEE/IEC/ANSI C63.19-2007)

DASY5 Configuration:

- Probe: EX3DV4 - SN3755; ConvF(7.84, 7.84, 7.84); Calibrated: 1/20/2011
- Sensor-Surface: 2.5mm (Mechanical Surface Detection)
- Electronics: DAE4 Sn1245; Calibrated: 1/11/2011
- Phantom: Twin SAM Phantom; Type: QD 000 P40 CD; Serial: 1609
- Measurement SW: DASYS2, Version 52.6 (1); SEMCAD X Version 14.4.2 (2595)

## PCS1900/Right Head Tilted High CH810/Area Scan (6x9x1):

Measurement grid: dx=15mm, dy=15mm

Maximum value of SAR (measured) = 0.156 mW/g

## PCS1900/Right Head Tilted High CH810/Zoom Scan (7x7x7)/Cube 0:

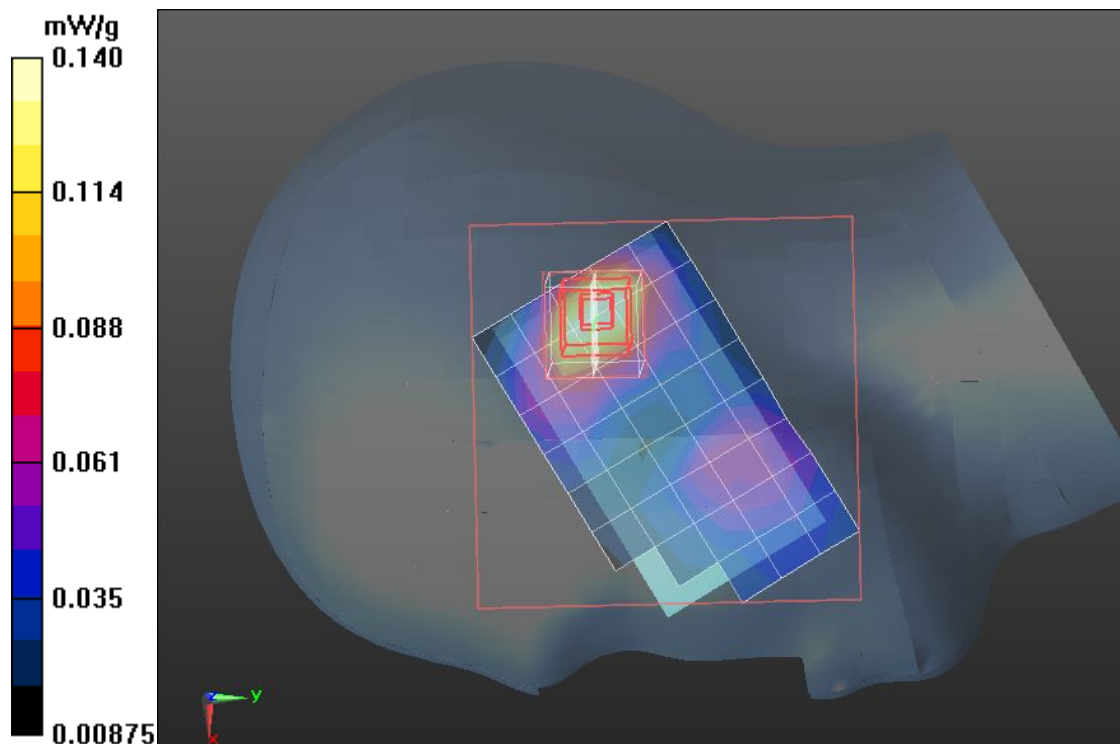
Measurement grid: dx=5mm, dy=5mm, dz=5mm

Reference Value = 9.881 V/m; Power Drift = 0.0045 dB

Peak SAR (extrapolated) = 0.212 W/kg

**SAR(1 g) = 0.133 mW/g; SAR(10 g) = 0.078 mW/g**

Maximum value of SAR (measured) = 0.140 mW/g





Test Laboratory: Compliance Certification Services Inc. August 10, 2011

## PCS 1900-Left Head Cheek Low CH512

**DUT: GSM Mobile Phone; Type: U-100-2; Serial: 862718007015336**

Communication System: Generic GSM; Communication System Band: PCS 1900 (1850.0 - 1910.0 MHz); Frequency: 1850.2 MHz; Communication System PAR: 9.03 dB

Medium parameters used:  $f = 1850.2$  MHz;  $\sigma = 1.42$  mho/m;  $\epsilon_r = 39.87$ ;  $\rho = 1000$  kg/m<sup>3</sup>

Phantom section: Left Section

Measurement Standard: DASYS (IEEE/IEC/ANSI C63.19-2007)

DASY5 Configuration:

- Probe: EX3DV4 - SN3755; ConvF(7.84, 7.84, 7.84); Calibrated: 1/20/2011
- Sensor-Surface: 2.5mm (Mechanical Surface Detection)
- Electronics: DAE4 Sn1245; Calibrated: 1/11/2011
- Phantom: Twin SAM Phantom; Type: QD 000 P40 CD; Serial: 1609
- Measurement SW: DASYS2, Version 52.6 (1); SEMCAD X Version 14.4.2 (2595)

## PCS1900/Left Head Cheek Low CH512/Area Scan (6x9x1):

Measurement grid: dx=15mm, dy=15mm

Maximum value of SAR (measured) = 0.461 mW/g

## PCS1900/Left Head Cheek Low CH512/Zoom Scan (7x7x9)/Cube 0:

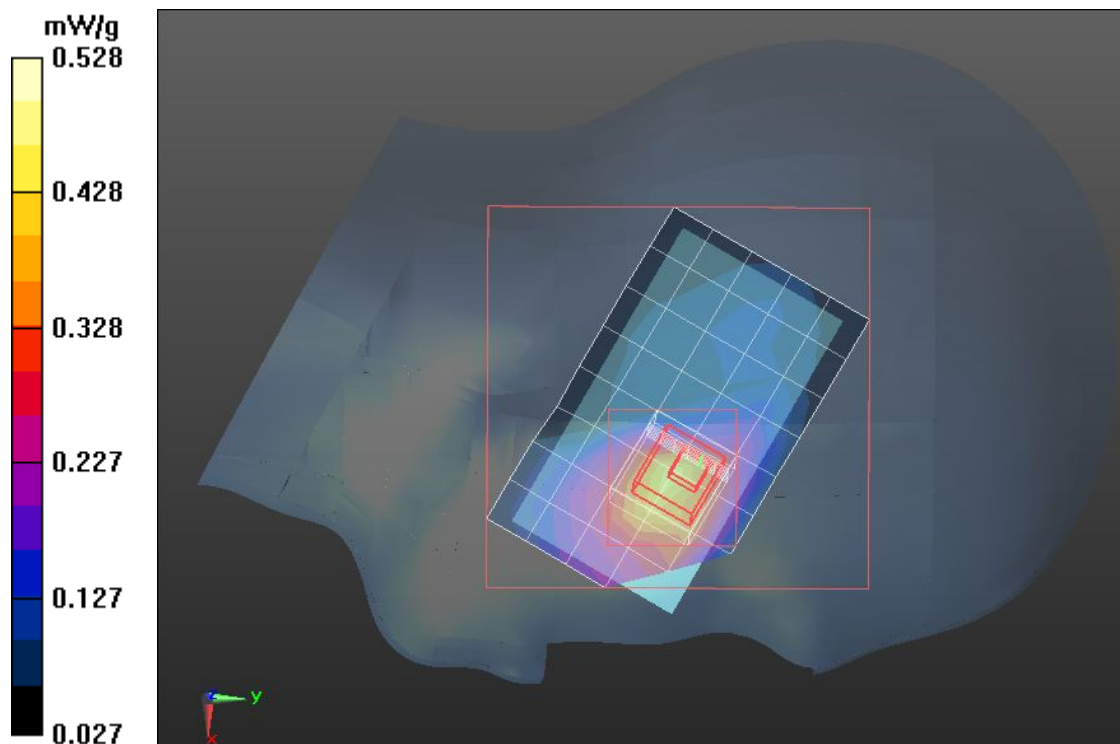
Measurement grid: dx=5mm, dy=5mm, dz=5mm

Reference Value = 8.886 V/m; Power Drift = 0.11 dB

Peak SAR (extrapolated) = 0.669 W/kg

**SAR(1 g) = 0.412 mW/g; SAR(10 g) = 0.251 mW/g**

Maximum value of SAR (measured) = 0.528 mW/g





Test Laboratory: Compliance Certification Services Inc. August 10, 2011

## PCS 1900-Left Head Cheek Middle CH661

**DUT: GSM Mobile Phone; Type: U-100-2; Serial: 862718007015336**

Communication System: Generic GSM; Communication System Band: PCS 1900 (1850.0 - 1910.0 MHz); Frequency: 1880 MHz; Communication System PAR: 9.03 dB

Medium parameters used:  $f = 1880$  MHz;  $\sigma = 1.45$  mho/m;  $\epsilon_r = 39.74$ ;  $\rho = 1000$  kg/m<sup>3</sup>

Phantom section: Left Section

Measurement Standard: DASY5 (IEEE/IEC/ANSI C63.19-2007)

DASY5 Configuration:

- Probe: EX3DV4 - SN3755; ConvF(7.84, 7.84, 7.84); Calibrated: 1/20/2011
- Sensor-Surface: 2.5mm (Mechanical Surface Detection)
- Electronics: DAE4 Sn1245; Calibrated: 1/11/2011
- Phantom: Twin SAM Phantom; Type: QD 000 P40 CD; Serial: 1609
- Measurement SW: DASY52, Version 52.6 (1); SEMCAD X Version 14.4.2 (2595)

## PCS1900/Left Head Cheek Middle CH661/Area Scan (6x9x1):

Measurement grid: dx=15mm, dy=15mm

Maximum value of SAR (measured) = 0.392 mW/g

## PCS1900/Left Head Cheek Middle CH661/Zoom Scan (8x8x9)/Cube 0:


Measurement grid: dx=5mm, dy=5mm, dz=5mm

Reference Value = 8.968 V/m; Power Drift = -0.07 dB

Peak SAR (extrapolated) = 0.585 W/kg

**SAR(1 g) = 0.352 mW/g; SAR(10 g) = 0.216 mW/g**

Maximum value of SAR (measured) = 0.437 mW/g





Test Laboratory: Compliance Certification Services Inc. August 10, 2011

## PCS 1900-Left Head Cheek High CH810

**DUT: GSM Mobile Phone; Type: U-100-2; Serial: 862718007015336**

Communication System: Generic GSM; Communication System Band: PCS 1900 (1850.0 - 1910.0 MHz); Frequency: 1910.0 MHz; Communication System PAR: 9.03 dB

Medium parameters used:  $f = 1910.0$  MHz;  $\sigma = 1.47$  mho/m;  $\epsilon_r = 39.6$ ;  $\rho = 1000$  kg/m<sup>3</sup>

Phantom section: Left Section

Measurement Standard: DASYS (IEEE/IEC/ANSI C63.19-2007)

DASY5 Configuration:

- Probe: EX3DV4 - SN3755; ConvF(7.84, 7.84, 7.84); Calibrated: 1/20/2011
- Sensor-Surface: 2.5mm (Mechanical Surface Detection)
- Electronics: DAE4 Sn1245; Calibrated: 1/11/2011
- Phantom: Twin SAM Phantom; Type: QD 000 P40 CD; Serial: 1609
- Measurement SW: DASY52, Version 52.6 (1); SEMCAD X Version 14.4.2 (2595)

## PCS1900/Left Head Cheek High CH810/Area Scan (6x9x1):

Measurement grid: dx=15mm, dy=15mm

Maximum value of SAR (measured) = 0.402 mW/g

## PCS1900/Left Head Cheek High CH810/Zoom Scan (7x7x9)/Cube 0:


Measurement grid: dx=5mm, dy=5mm, dz=5mm

Reference Value = 10.381 V/m; Power Drift = -0.05 dB

Peak SAR (extrapolated) = 0.614 W/kg

**SAR(1 g) = 0.366 mW/g; SAR(10 g) = 0.227 mW/g**

Maximum value of SAR (measured) = 0.461 mW/g





Test Laboratory: Compliance Certification Services Inc. August 10, 2011

## PCS 1900-Left Head Tilted Low CH512

**DUT: GSM Mobile Phone; Type: U-100-2; Serial: 862718007015336**

Communication System: Generic GSM; Communication System Band: PCS 1900 (1850.0 - 1910.0 MHz); Frequency: 1850.2 MHz; Communication System PAR: 9.03 dB

Medium parameters used:  $f = 1850.2$  MHz;  $\sigma = 1.42$  mho/m;  $\epsilon_r = 39.87$ ;  $\rho = 1000$  kg/m<sup>3</sup>

Phantom section: Left Section

Measurement Standard: DASY5 (IEEE/IEC/ANSI C63.19-2007)

DASY5 Configuration:

- Probe: EX3DV4 - SN3755; ConvF(7.84, 7.84, 7.84); Calibrated: 1/20/2011
- Sensor-Surface: 2.5mm (Mechanical Surface Detection)
- Electronics: DAE4 Sn1245; Calibrated: 1/11/2011
- Phantom: Twin SAM Phantom; Type: QD 000 P40 CD; Serial: 1609
- Measurement SW: DASY52, Version 52.6 (1); SEMCAD X Version 14.4.2 (2595)

## PCS1900/Left Head Tilted Low CH512/Area Scan (6x9x1):

Measurement grid: dx=15mm, dy=15mm

Maximum value of SAR (measured) = 0.102 mW/g

## PCS1900/Left Head Tilted Low CH512/Zoom Scan (7x7x9)/Cube 0:

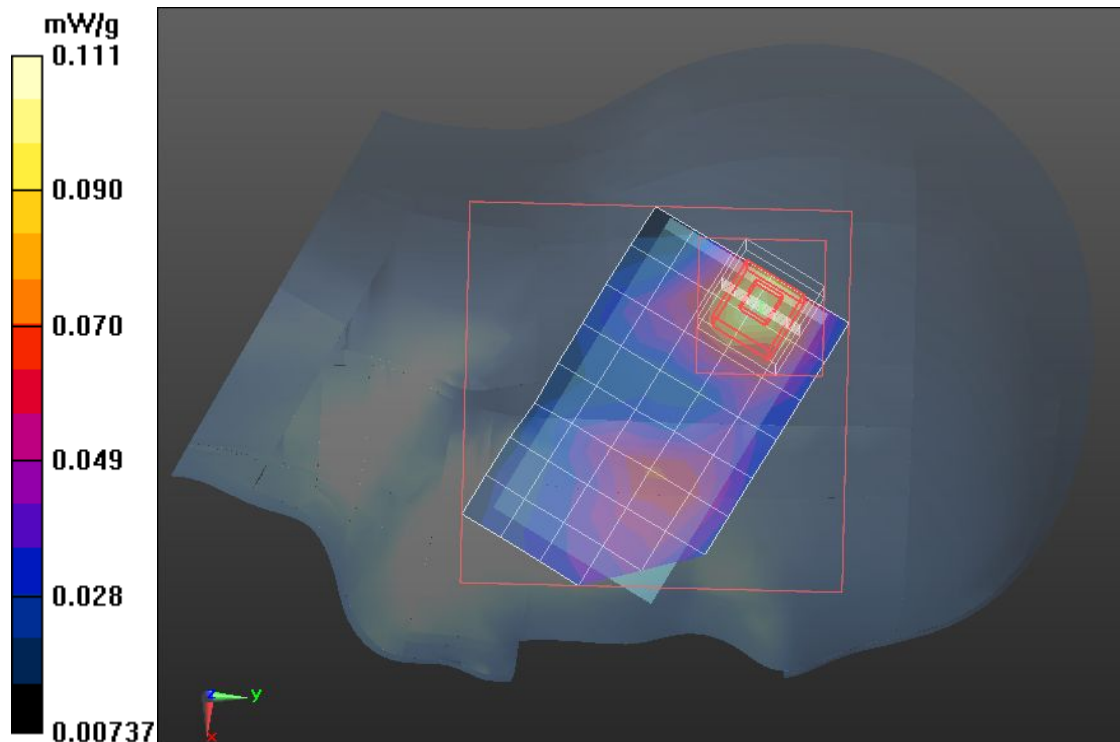
Measurement grid: dx=5mm, dy=5mm, dz=5mm

Reference Value = 7.912 V/m; Power Drift = -0.03dB

Peak SAR (extrapolated) = 0.136 W/kg

**SAR(1 g) = 0.091 mW/g; SAR(10 g) = 0.055 mW/g**

Maximum value of SAR (measured) = 0.111 mW/g





Test Laboratory: Compliance Certification Services Inc. August 10, 2011

## PCS 1900-Left Head Tilted Middle CH661

**DUT: GSM Mobile Phone; Type: U-100-2; Serial: 862718007015336**

Communication System: Generic GSM; Communication System Band: PCS 1900 (1850.0 - 1910.0 MHz); Frequency: 1880 MHz; Communication System PAR: 9.03 dB  
Medium parameters used:  $f = 1880$  MHz;  $\sigma = 1.45$  mho/m;  $\epsilon_r = 39.74$ ;  $\rho = 1000$  kg/m<sup>3</sup>  
Phantom section: Left Section

Measurement Standard: DASYS (IEEE/IEC/ANSI C63.19-2007)

DASY5 Configuration:

- Probe: EX3DV4 - SN3755; ConvF(7.84, 7.84, 7.84); Calibrated: 1/20/2011
- Sensor-Surface: 2.5mm (Mechanical Surface Detection)
- Electronics: DAE4 Sn1245; Calibrated: 1/11/2011
- Phantom: Twin SAM Phantom; Type: QD 000 P40 CD; Serial: 1609
- Measurement SW: DASYS2, Version 52.6 (1); SEMCAD X Version 14.4.2 (2595)

## PCS1900/Left Head Tilted Middle CH661/Area Scan (6x9x1):

Measurement grid: dx=15mm, dy=15mm

Maximum value of SAR (measured) = 0.123 mW/g

## PCS1900/Left Head Tilted Middle CH661/Zoom Scan (7x7x9)/Cube 0:

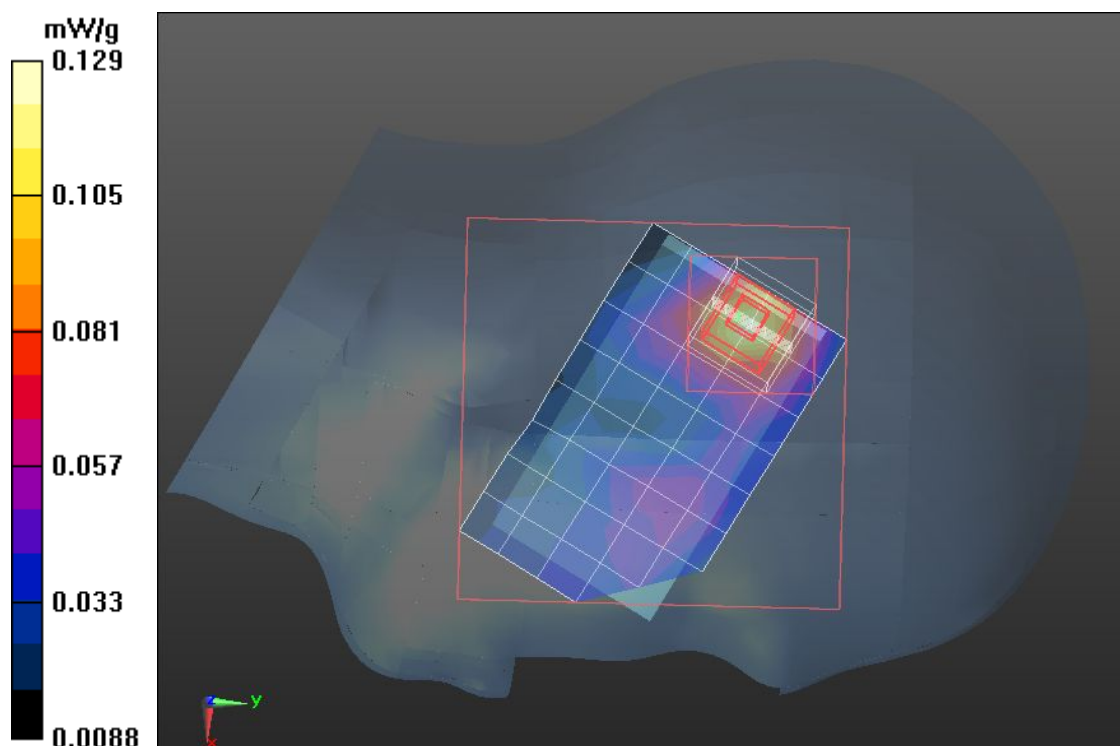
Measurement grid: dx=5mm, dy=5mm, dz=5mm

Reference Value = 8.296 V/m; Power Drift = -0.08 dB

Peak SAR (extrapolated) = 0.162 W/kg

**SAR(1 g) = 0.105 mW/g; SAR(10 g) = 0.064 mW/g**

Maximum value of SAR (measured) = 0.129 mW/g







Test Laboratory: Compliance Certification Services Inc. August 10, 2011

## PCS 1900-Left Head Tilted High CH810

**DUT: GSM Mobile Phone; Type: U-100-2; Serial: 862718007015336**

Communication System: Generic GSM; Communication System Band: PCS 1900 (1850.0 - 1910.0 MHz); Frequency: 1910.0 MHz; Communication System PAR: 9.03 dB

Medium parameters used:  $f = 1910.0$  MHz;  $\sigma = 1.47$  mho/m;  $\epsilon_r = 39.6$ ;  $\rho = 1000$  kg/m<sup>3</sup>

Phantom section: Left Section

Measurement Standard: DASYS (IEEE/IEC/ANSI C63.19-2007)

DASY5 Configuration:

- Probe: EX3DV4 - SN3755; ConvF(7.84, 7.84, 7.84); Calibrated: 1/20/2011
- Sensor-Surface: 2.5mm (Mechanical Surface Detection)
- Electronics: DAE4 Sn1245; Calibrated: 1/11/2011
- Phantom: Twin SAM Phantom; Type: QD 000 P40 CD; Serial: 1609
- Measurement SW: DASY52, Version 52.6 (1); SEMCAD X Version 14.4.2 (2595)

## PCS1900/Left Head Tilted High CH810/Area Scan (6x9x1):

Measurement grid: dx=15mm, dy=15mm

Maximum value of SAR (measured) = 0.149 mW/g

## PCS1900/Left Head Tilted High CH810/Zoom Scan (7x7x9)/Cube 0:

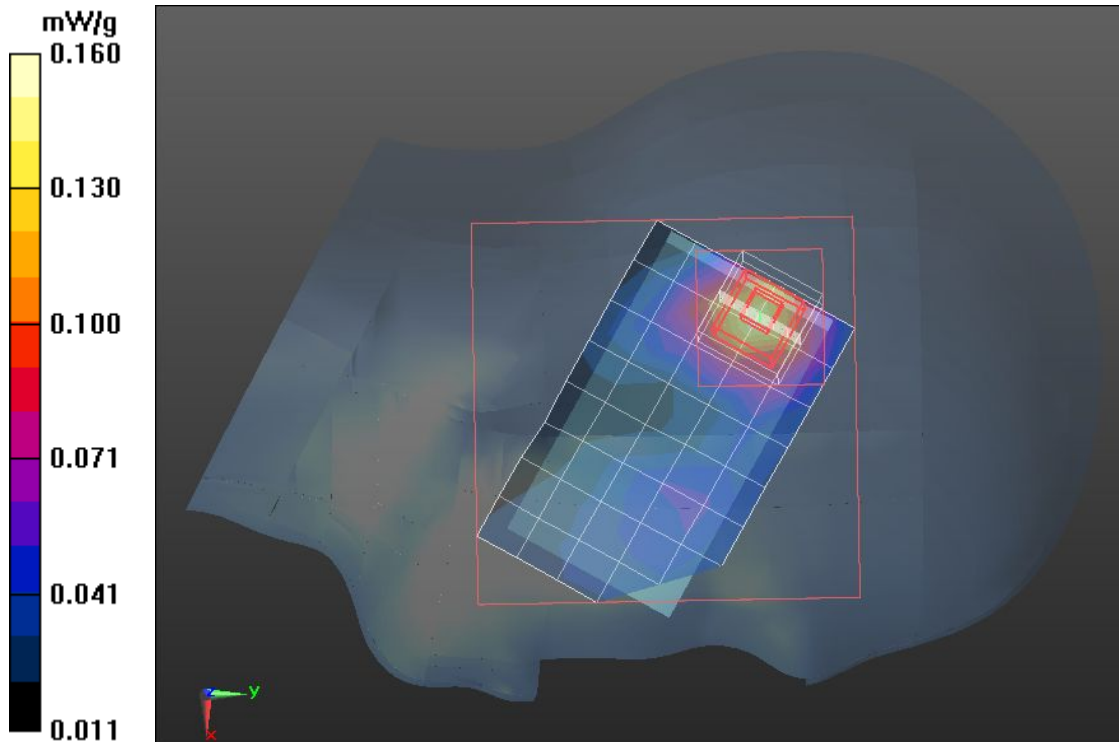
Measurement grid: dx=5mm, dy=5mm, dz=5mm

Reference Value = 9.008 V/m; Power Drift = -0.04 dB

Peak SAR (extrapolated) = 0.200 W/kg

**SAR(1 g) = 0.130 mW/g; SAR(10 g) = 0.077 mW/g**

Maximum value of SAR (measured) = 0.160 mW/g





Test Laboratory: Compliance Certification Services Inc. August 10, 2011

## GSM 850-Body Up High CH251

**DUT: GSM Mobile Phone; Type: U-100-2; Serial: 862718007015336**

Communication System: Generic GSM; Communication System Band: GSM 850

(824.0 - 849.0 MHz); Frequency: 848.8MHz; Communication System PAR: 9.03 dB

Medium parameters used (interpolated):  $f = 848.8\text{MHz}$ ;  $\sigma = 0.95\text{ mho/m}$ ;  $\epsilon_r = 55.15$ ;  $\rho = 1000\text{ kg/m}^3$

Phantom section: Right Section

Measurement Standard: DASYS (IEEE/IEC/ANSI C63.19-2007)

DASY5 Configuration:

- Probe: EX3DV4 - SN3755; ConvF(8.99, 8.99, 8.99); Calibrated: 1/20/2011
- Sensor-Surface: 2.5mm (Mechanical Surface Detection)
- Electronics: DAE4 Sn1245; Calibrated: 1/11/2011
- Phantom: Twin SAM Phantom; Type: QD 000 P40 CD; Serial: 1609

Measurement SW: DASYS2, Version 52.6 (1); SEMCAD X Version 14.4.2 (2595)

## GSM850/GSM850 Body Up High CH251/Area Scan (6x9x1):

Measurement grid:  $dx=15\text{mm}$ ,  $dy=15\text{mm}$

Maximum value of SAR (measured) = 0.192 mW/g

## GSM850/GSM850 Body Up High CH251/Zoom Scan (7x7x9)/Cube 0:

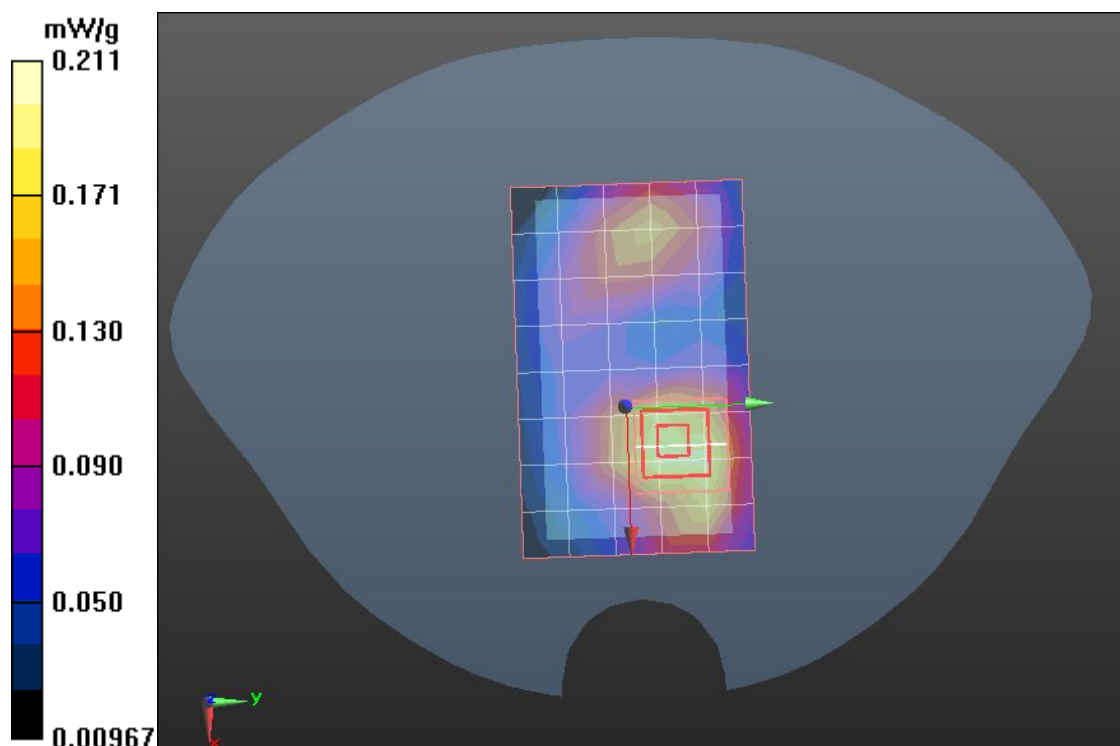
Measurement grid:  $dx=5\text{mm}$ ,  $dy=5\text{mm}$ ,  $dz=5\text{mm}$

Reference Value = 6.244 V/m; Power Drift = 0.02dB

Peak SAR (extrapolated) = 0.278 W/kg

**SAR(1 g) = 0.168 mW/g; SAR(10 g) = 0.097 mW/g**

Maximum value of SAR (measured) = 0.211 mW/g





Test Laboratory: Compliance Certification Services Inc. August 10, 2011

## **GSM 850-Body Down High CH251**

**DUT: GSM Mobile Phone; Type: U-100-2; Serial: 862718007015336**

Communication System: Generic GSM; Communication System Band: GSM 850

(824.0 - 849.0 MHz); Frequency: 848.8MHz; Communication System PAR: 9.03 dB

Medium parameters used (interpolated):  $f = 848.8\text{MHz}$ ;  $\sigma = 0.96\text{ mho/m}$ ;  $\epsilon_r = 55.12$ ;  $\rho = 1000\text{ kg/m}^3$

Phantom section: Right Section

Measurement Standard: DASYS (IEEE/IEC/ANSI C63.19-2007)

DASY5 Configuration:

- Probe: EX3DV4 - SN3755; ConvF(8.99, 8.99, 8.99); Calibrated: 1/20/2011
- Sensor-Surface: 2.5mm (Mechanical Surface Detection)
- Electronics: DAE4 Sn1245; Calibrated: 1/11/2011
- Phantom: Twin SAM Phantom; Type: QD 000 P40 CD; Serial: 1609

Measurement SW: DASYS2, Version 52.6 (1); SEMCAD X Version 14.4.2 (2595)

## **GSM850/GSM850 Body Down High CH251/Area Scan (6x9x1):**

Measurement grid:  $dx=15\text{mm}$ ,  $dy=15\text{mm}$

Maximum value of SAR (measured) = 0.365 mW/g

## **GSM850/GSM850 Body Down High CH251/Zoom Scan (7x7x9)/Cube 0:**

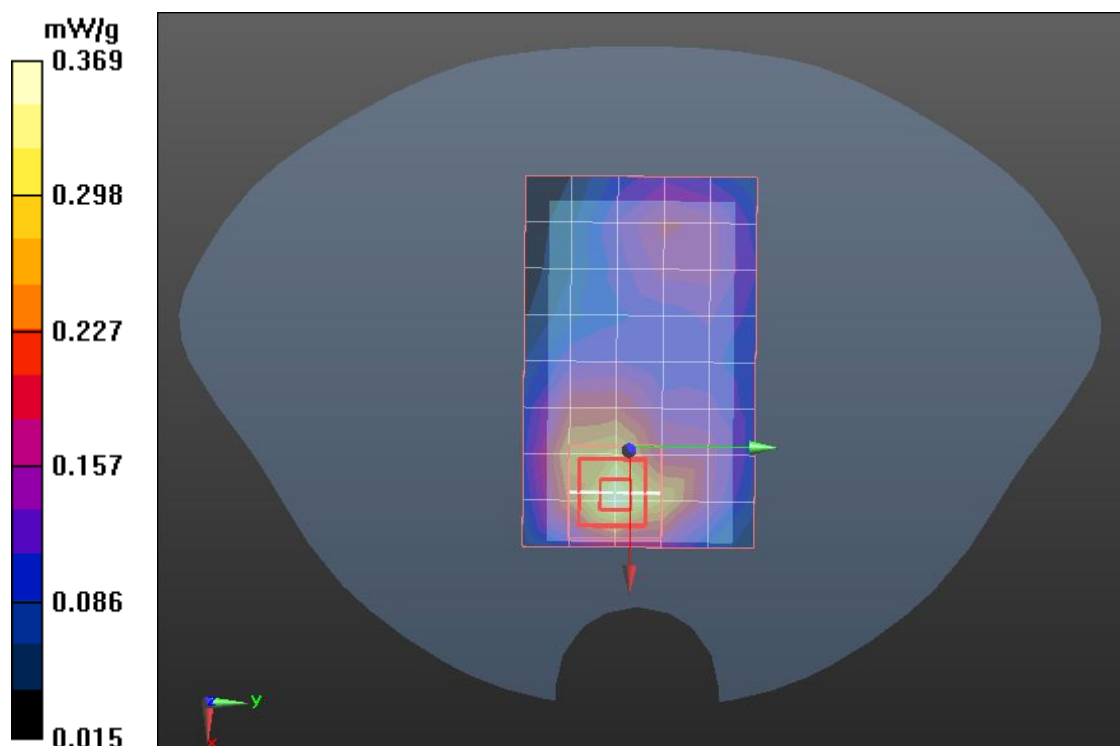
Measurement grid:  $dx=5\text{mm}$ ,  $dy=5\text{mm}$ ,  $dz=5\text{mm}$

Reference Value = 9.281 V/m; Power Drift = 0.02 dB

Peak SAR (extrapolated) = 0.482 W/kg

**SAR(1 g) = 0.290 mW/g; SAR(10 g) = 0.167 mW/g**

Maximum value of SAR (measured) = 0.369 mW/g





Test Laboratory: Compliance Certification Services Inc. August 10, 2011

## GPRS 850-Body Up High CH251

**DUT: GSM Mobile Phone; Type: U-100-2; Serial: 862718007015336**

Communication System: Generic GSM; Communication System Band: GSM 850

(824.0 - 849.0 MHz); Frequency: 848.8MHz; Communication System PAR: 3.01 dB

Medium parameters used (interpolated):  $f = 848.8\text{MHz}$ ;  $\sigma = 0.95\text{ mho/m}$ ;  $\epsilon_r = 55.15$ ;  $\rho = 1000\text{ kg/m}^3$

Phantom section: Right Section

Measurement Standard: DASYS (IEEE/IEC/ANSI C63.19-2007)

DASY5 Configuration:

- Probe: EX3DV4 - SN3755; ConvF(8.99, 8.99, 8.99); Calibrated: 1/20/2011
- Sensor-Surface: 2.5mm (Mechanical Surface Detection)
- Electronics: DAE4 Sn1245; Calibrated: 1/11/2011
- Phantom: Twin SAM Phantom; Type: QD 000 P40 CD; Serial: 1609

Measurement SW: DASYS2, Version 52.6 (1); SEMCAD X Version 14.4.2 (2595)

## GPRS850/GPRS850 Body Up High CH251/Area Scan (6x9x1):

Measurement grid:  $dx=15\text{mm}$ ,  $dy=15\text{mm}$

Maximum value of SAR (measured) = 0.178 mW/g

## GPRS850/GPRS850 Body Up High CH251/Zoom Scan (7x7x9)/Cube 0:

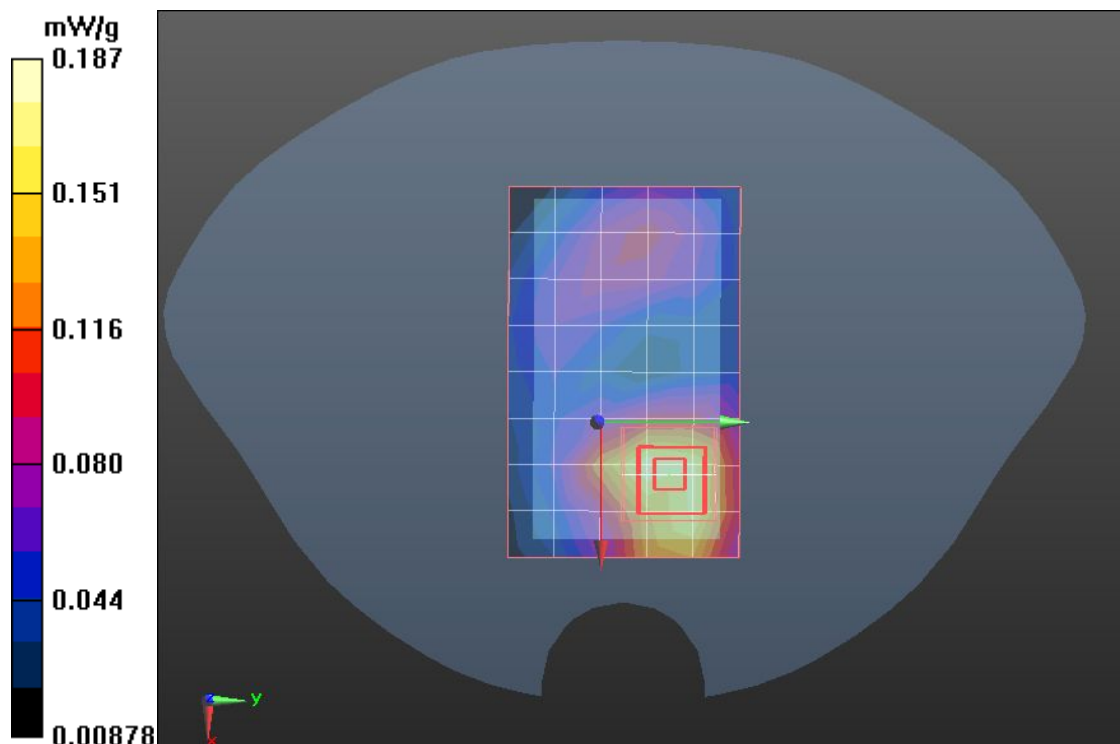
Measurement grid:  $dx=5\text{mm}$ ,  $dy=5\text{mm}$ ,  $dz=5\text{mm}$

Reference Value = 3.762 V/m; Power Drift = 0.09 dB

Peak SAR (extrapolated) = 0.243 W/kg

**SAR(1 g) = 0.148 mW/g; SAR(10 g) = 0.086 mW/g**

Maximum value of SAR (measured) = 0.187 mW/g





Test Laboratory: Compliance Certification Services Inc. August 10, 2011

## GPRS850-Body Down High CH251

**DUT: GSM Mobile Phone; Type: U-100-2; Serial: 862718007015336**

Communication System: Generic GSM; Communication System Band: GSM 850

(824.0 - 849.0 MHz); Frequency: 848.8MHz; Communication System PAR: 3.01 dB

Medium parameters used (interpolated):  $f = 848.8\text{MHz}$ ;  $\sigma = 0.95\text{ mho/m}$ ;  $\epsilon_r = 55.12$ ;  $\rho = 1000\text{ kg/m}^3$

Phantom section: Right Section

Measurement Standard: DASYS (IEEE/IEC/ANSI C63.19-2007)

DASY5 Configuration:

- Probe: EX3DV4 - SN3755; ConvF(8.99, 8.99, 8.99); Calibrated: 1/20/2011
- Sensor-Surface: 2.5mm (Mechanical Surface Detection)
- Electronics: DAE4 Sn1245; Calibrated: 1/11/2011
- Phantom: Twin SAM Phantom; Type: QD 000 P40 CD; Serial: 1609

Measurement SW: DASYS2, Version 52.6 (1); SEMCAD X Version 14.4.2 (2595)

## GPRS850/GPRS850 Body Down High CH251/Area Scan (6x9x1):

Measurement grid:  $dx=15\text{mm}$ ,  $dy=15\text{mm}$

Maximum value of SAR (measured) = 0.379 mW/g

## GPRS850/GPRS850 Body Down High CH251/Zoom Scan (7x7x9)/Cube

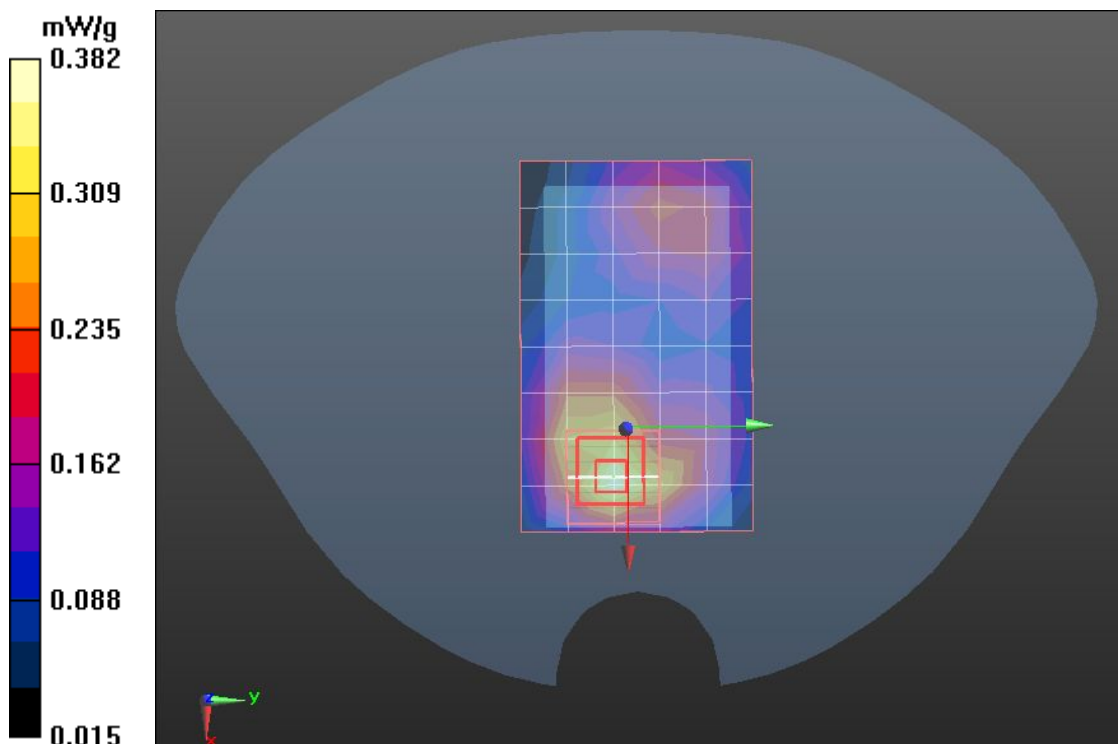
**0:** Measurement grid:  $dx=5\text{mm}$ ,  $dy=5\text{mm}$ ,  $dz=5\text{mm}$

Reference Value = 9.063 V/m; Power Drift = 0.07 dB

Peak SAR (extrapolated) = 0.492 W/kg

**SAR(1 g) = 0.301 mW/g; SAR(10 g) = 0.173 mW/g**

Maximum value of SAR (measured) = 0.382 mW/g





Test Laboratory: Compliance Certification Services Inc. August 10, 2011

## PCS1900-Body Up Low CH512

**DUT: GSM Mobile Phone; Type: U-100-2; Serial: 862718007015336**

Communication System: Generic GSM; Communication System Band: PCS 1900 (1850.0 - 1910.0 MHz); Frequency: 1850.2 MHz; Communication System PAR: 9.03 dB

Medium parameters used:  $f = 1850.2$  MHz;  $\sigma = 1.53$  mho/m;  $\epsilon_r = 51.24$ ;  $\rho = 1000$  kg/m<sup>3</sup>

Phantom section: Flat Section

Measurement Standard: DASYS (IEEE/IEC/ANSI C63.19-2007)

DASY5 Configuration:

- Probe: EX3DV4 - SN3755; ConvF(7.23, 7.23, 7.23); Calibrated: 1/20/2011
- Sensor-Surface: 2.5mm (Mechanical Surface Detection)
- Electronics: DAE4 Sn1245; Calibrated: 1/11/2011
- Phantom: Twin SAM Phantom; Type: QD 000 P40 CD; Serial: 1609
- Measurement SW: DASYS2, Version 52.6 (1); SEMCAD X Version 14.4.2 (2595)

## GSM1900/GSM1900 Body Up Low CH512/Area Scan (6x9x1):

Measurement grid: dx=15mm, dy=15mm

Maximum value of SAR (measured) = 0.196 mW/g

## GSM1900/GSM1900 Body Up Low CH512/Zoom Scan (7x7x9)/Cube 0:

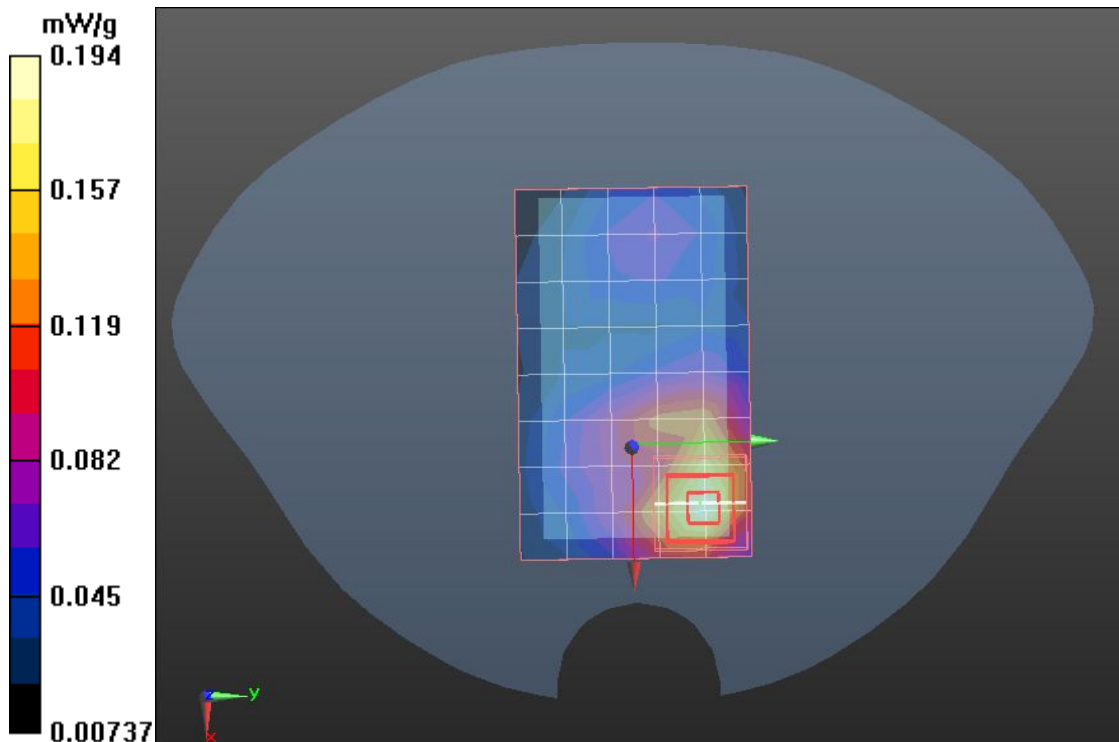
Measurement grid: dx=5mm, dy=5mm, dz=5mm

Reference Value = 5.414 V/m; Power Drift = 0.11 dB

Peak SAR (extrapolated) = 0.254 W/kg

**SAR(1 g) = 0.154 mW/g; SAR(10 g) = 0.087 mW/g**

Maximum value of SAR (measured) = 0.194 mW/g





Test Laboratory: Compliance Certification Services Inc. August 10, 2011

## PCS1900-Body Down Low CH512

**DUT: GSM Mobile Phone; Type: U-100-2; Serial: 862718007015336**

Communication System: Generic GSM; Communication System Band: PCS 1900 (1850.0 - 1910.0 MHz); Frequency: 1850.2 MHz; Communication System PAR: 9.03 dB

Medium parameters used:  $f = 1850.2$  MHz;  $\sigma = 1.53$  mho/m;  $\epsilon_r = 51.24$ ;  $\rho = 1000$  kg/m<sup>3</sup>

Phantom section: Flat Section

Measurement Standard: DASY5 (IEEE/IEC/ANSI C63.19-2007)

DASY5 Configuration:

- Probe: EX3DV4 - SN3755; ConvF(7.23, 7.23, 7.23); Calibrated: 1/20/2011
- Sensor-Surface: 2.5mm (Mechanical Surface Detection)
- Electronics: DAE4 Sn1245; Calibrated: 1/11/2011
- Phantom: Twin SAM Phantom; Type: QD 000 P40 CD; Serial: 1609
- Measurement SW: DASY52, Version 52.6 (1); SEMCAD X Version 14.4.2 (2595)

## GSM1900/GSM1900 Body Down Low CH512/Area Scan (6x9x1):

Measurement grid: dx=15mm, dy=15mm

Maximum value of SAR (measured) = 0.465 mW/g

## GSM1900/GSM1900 Body Down Low CH512/Zoom Scan (7x7x9)/Cube

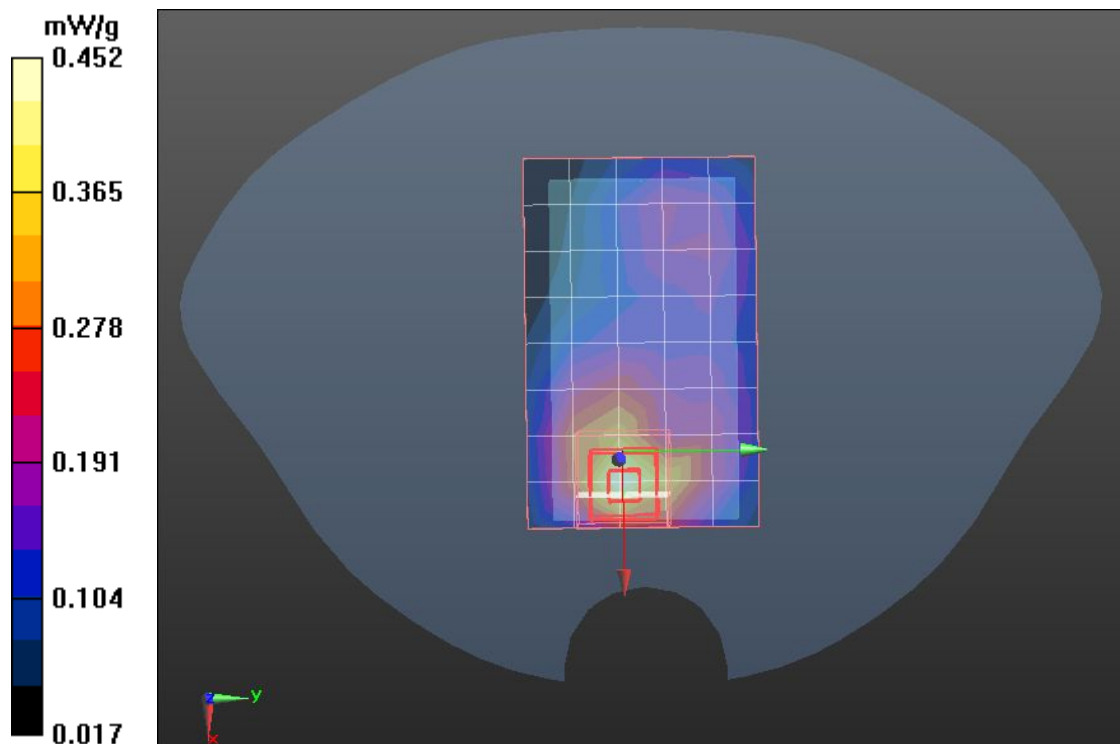
**0:** Measurement grid: dx=5mm, dy=5mm, dz=5mm

Reference Value = 10.417 V/m; Power Drift = -0.07 dB

Peak SAR (extrapolated) = 0.586 W/kg

**SAR(1 g) = 0.361 mW/g; SAR(10 g) = 0.207 mW/g**

Maximum value of SAR (measured) = 0.452 mW/g





Test Laboratory: Compliance Certification Services Inc. August 10, 2011

## **GPRS1900-Body Up Low CH512**

**DUT: GSM Mobile Phone; Type: U-100-2; Serial: 862718007015336**

Communication System: Generic GSM; Communication System Band: PCS 1900 (1850.0 - 1910.0 MHz); Frequency: 1850.2 MHz; Communication System PAR: 3.01 dB

Medium parameters used:  $f = 1850.2$  MHz;  $\sigma = 1.53$  mho/m;  $\epsilon_r = 51.24$ ;  $\rho = 1000$  kg/m<sup>3</sup>

Phantom section: Flat Section

Measurement Standard: DASYS (IEEE/IEC/ANSI C63.19-2007)

DASY5 Configuration:

- Probe: EX3DV4 - SN3755; ConvF(7.23, 7.23, 7.23); Calibrated: 1/20/2011
- Sensor-Surface: 2.5mm (Mechanical Surface Detection)
- Electronics: DAE4 Sn1245; Calibrated: 1/11/2011
- Phantom: Twin SAM Phantom; Type: QD 000 P40 CD; Serial: 1609
- Measurement SW: DASY52, Version 52.6 (1); SEMCAD X Version 14.4.2 (2595)

## **GPRS1900/GPRS 1900 Body Up Low CH512/Area Scan (6x9x1):**

Measurement grid: dx=15mm, dy=15mm

Maximum value of SAR (measured) = 0.215 mW/g

## **GPRS1900/GPRS 1900 Body Up Low CH512/Zoom Scan (7x7x9)/Cube**

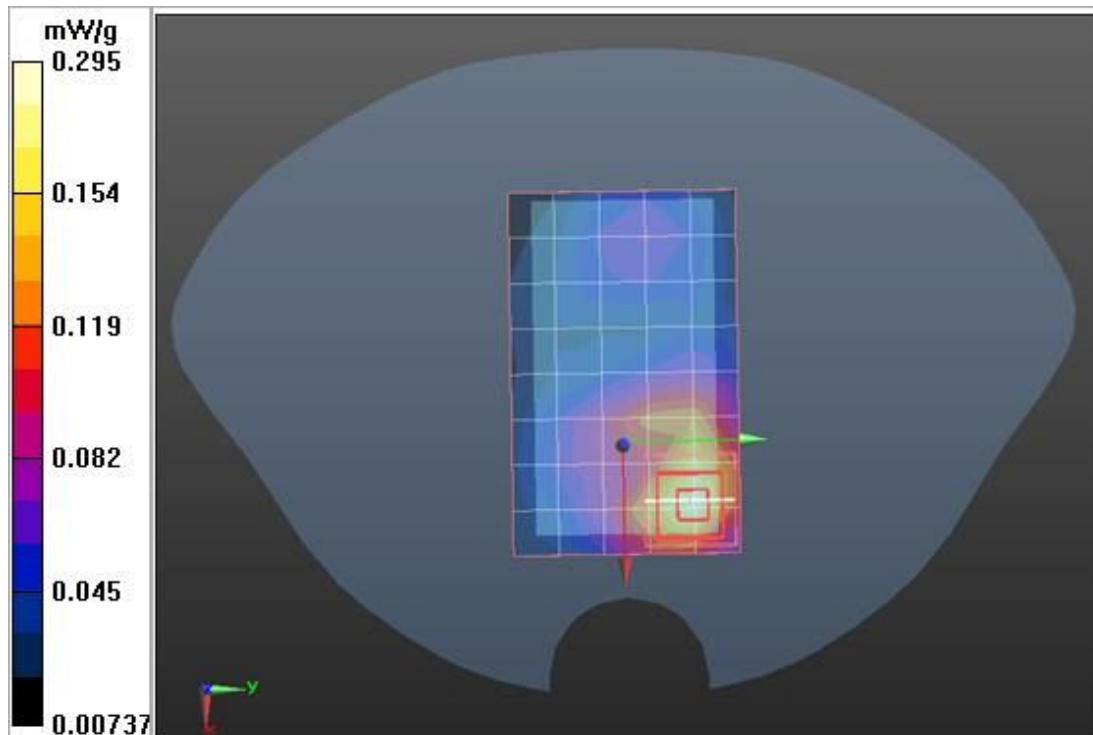
**0:** Measurement grid: dx=5mm, dy=5mm, dz=5mm

Reference Value = 7.514 V/m; Power Drift = 0.01 dB

Peak SAR (extrapolated) = 0.256W/kg

**SAR(1 g) = 0.174 mW/g; SAR(10 g) = 0.092 mW/g**

Maximum value of SAR (measured) = 0.295 mW/g







Test Laboratory: Compliance Certification Services Inc. August 10, 2011

## **GPRS1900-Body Down Low CH512**

**DUT: GSM Mobile Phone; Type: U-100-2; Serial: 862718007015336**

Communication System: Generic GSM; Communication System Band: PCS 1900 (1850.0 - 1910.0 MHz); Frequency: 1850.2 MHz; Communication System PAR: 3.01 dB

Medium parameters used:  $f = 1850.2$  MHz;  $\sigma = 1.53$  mho/m;  $\epsilon_r = 51.24$ ;  $\rho = 1000$  kg/m<sup>3</sup>

Phantom section: Flat Section

Measurement Standard: DASYS (IEEE/IEC/ANSI C63.19-2007)

DASY5 Configuration:

- Probe: EX3DV4 - SN3755; ConvF(7.23, 7.23, 7.23); Calibrated: 1/20/2011
- Sensor-Surface: 2.5mm (Mechanical Surface Detection)
- Electronics: DAE4 Sn1245; Calibrated: 1/11/2011
- Phantom: Twin SAM Phantom; Type: QD 000 P40 CD; Serial: 1609
- Measurement SW: DASY52, Version 52.6 (1); SEMCAD X Version 14.4.2 (2595)

## **GPRS1900/GPRS 1900 Body Down Low CH512/Area Scan (6x9x1):**

Measurement grid: dx=15mm, dy=15mm

Maximum value of SAR (measured) = 0.435 mW/g

## **GPRS1900/GPRS 1900 Body Down Low CH512/Zoom Scan(7x7x9)/**

**Cube 0:** Measurement grid: dx=5mm, dy=5mm, dz=5mm

Reference Value = 8.734 V/m; Power Drift = -0.112 dB

Peak SAR (extrapolated) = 0.534 W/kg

**SAR(1 g) = 0.385 mW/g; SAR(10 g) = 0.212 mW/g**

Maximum value of SAR (measured) = 0.495mW/g

