



IEEE 802.11b-Body Up Low CH1 .....	2
IEEE 802.11b-Body Up Middle CH6.....	3
IEEE 802.11b-Body Up High CH11 .....	4
IEEE 802.11b-Body Down Low CH1 .....	5
IEEE 802.11b-Body Down Middle CH6.....	6
IEEE 802.11b-Body Down HighCH11 .....	7
IEEE 802.11b-Right Head Cheek Low CH1.....	8
IEEE 802.11b-Right Head Cheek Middle CH6 .....	9
IEEE 802.11b-Right Head Cheek High CH11 .....	10
IEEE 802.11b-Left Head Cheek Low CH1 .....	11
IEEE 802.11b-Left Head Cheek Middle CH6.....	12
IEEE 802.11b-Left Head Cheek High CH11 .....	13
IEEE 802.11b-Right Head Tilted Low CH1 .....	14
IEEE 802.11b-Right Head Tilted Middle CH6.....	15
IEEE 802.11b-Right Head Tilted High CH11.....	16
IEEE 802.11b-Left Head Tilted Low CH1.....	17
IEEE 802.11b-Left Head Tilted Middle CH6 .....	18
IEEE 802.11b-Left Head Tilted High CH11 .....	19
IEEE 802.11g-Body Up Low CH1 .....	20
IEEE 802.11g-Body Middle CH6.....	21
IEEE 802.11g-Body Up High CH11.....	22
IEEE 802.11g-Body Down Low CH1.....	23
IEEE 802.11g-Body Down Middle CH6.....	24
IEEE 802.11g-Body Down HighCH11.....	25
IEEE 802.11g-Right Head Cheek Low CH1 .....	26
IEEE 802.11g-Right Head Cheek Middle CH6 .....	27
IEEE 802.11g-Right Head Cheek High CH11 .....	28
IEEE 802.11g-Left Head Cheek Low CH1 .....	29
IEEE 802.11g-Left Head Cheek Middle CH6.....	30
IEEE 802.11g-Left Head Cheek High CH11.....	31
IEEE 802.11g-Right Head Tilted Low CH1.....	32
IEEE 802.11g-Right Head Tilted Middle CH6.....	33
IEEE 802.11g-Right Head Tilted High CH11.....	34
IEEE 802.11g-Left Head Tilted Low CH1 .....	35
IEEE 802.11g-Left Head Tilted Middle CH6 .....	36
IEEE 802.11g-Left Head Tilted High CH11 .....	37



Test Laboratory: Compliance Certification Services Inc.

January 14, 2012

## IEEE 802.11b-Body Up Low CH1

**DUT: GSM Mobile Phone; Type: U-660-2; Seril: 355015019763830**

Communication System: IEEE 802.11b; Communication System Band: ISM 2.4GHz  
Band; Frequency: 2412 MHz; Communication System PAR: 0 dB

Medium parameters used (interpolated):  $f = 2412$  MHz;  $\sigma = 1.93$  mho/m;  $\epsilon_r = 51.68$ ;  $\rho = 1000$  kg/m<sup>3</sup>

Phantom section: Flat Section

Measurement Standard: DASYS (IEEE/IEC/ANSI C63.19-2007)

DASY5 Configuration:

- Probe: EX3DV4 - SN3755; ConvF(7.06, 7.06, 7.06); Calibrated: 1/20/2011
- Sensor-Surface: 2.5mm (Mechanical Surface Detection)
- Electronics: DAE4 Sn1245; Calibrated: 1/11/2012
- Phantom: Twin SAM Phantom; Type: QD 000 P40 CD; Serial: 1609
- Measurement SW: DASYS2, Version 52.6 (1); SEMCAD X Version 14.4.2 (2595)

## IEEE 802.11b /802.11b Body Up Low CH1/Area Scan (6x10x1):

Measurement grid: dx=15mm, dy=15mm

Maximum value of SAR (measured) = 0.125 mW/g

## IEEE 802.11b /802.11b Body Up Low CH1/Zoom Scan (7x7x9)/Cube 0:

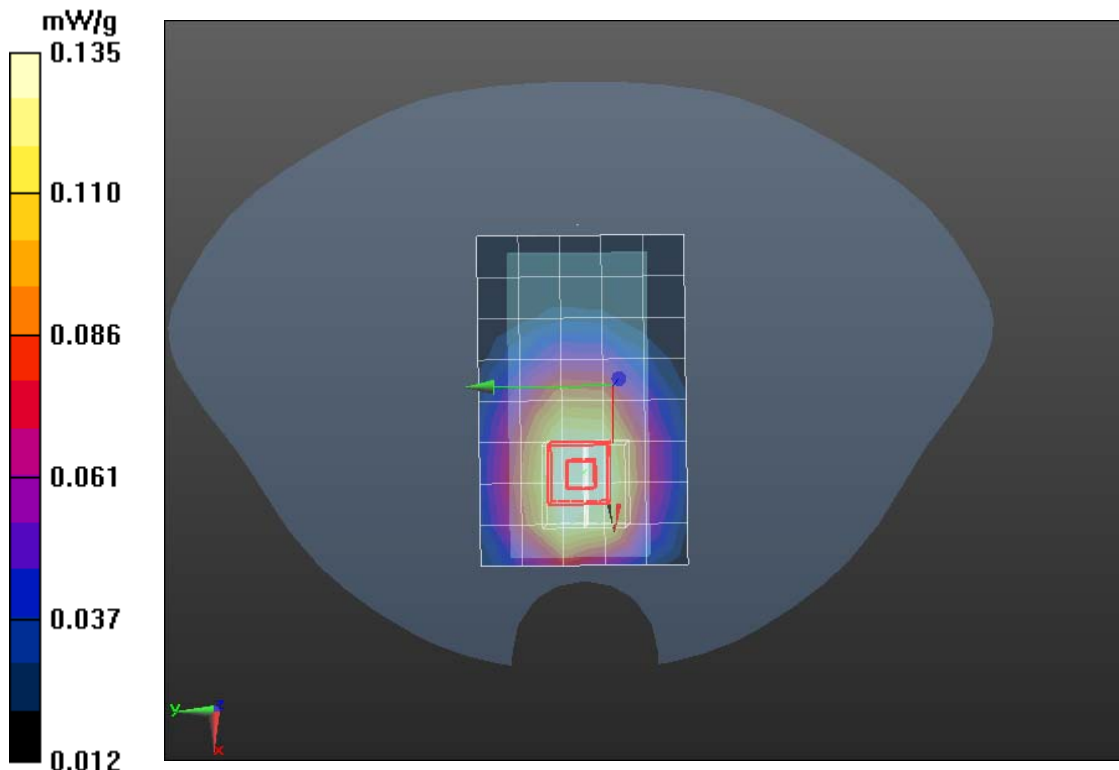
Measurement grid: dx=5mm, dy=5mm, dz=5mm

Reference Value = 9.785 V/m; Power Drift = 0.03 dB

Peak SAR (extrapolated) = 0.378 W/kg

**SAR(1 g) = 0.111 mW/g; SAR(10 g) = 0.085 mW/g**

Maximum value of SAR (measured) = 0.135 mW/g





Test Laboratory: Compliance Certification Services Inc.

January 14, 2012

## IEEE 802.11b-Body Up Middle CH6

**DUT: GSM Mobile Phone; Type: U-660-2; Seril: 355015019763830**

Communication System: IEEE 802.11b; Communication System Band: ISM 2.4GHz  
Band; Frequency: 2437 MHz; Communication System PAR: 0 dB

Medium parameters used (interpolated):  $f = 2437$  MHz;  $\sigma = 1.95$  mho/m;  $\epsilon_r = 52.70$ ;  $\rho = 1000$  kg/m<sup>3</sup>

Phantom section: Flat Section

Measurement Standard: DASY5 (IEEE/IEC/ANSI C63.19-2007)

DASY5 Configuration:

- Probe: EX3DV4 - SN3755; ConvF(7.06, 7.06, 7.06); Calibrated: 1/20/2011
- Sensor-Surface: 2.5mm (Mechanical Surface Detection)
- Electronics: DAE4 Sn1245; Calibrated: 1/11/2012
- Phantom: Twin SAM Phantom; Type: QD 000 P40 CD; Serial: 1609
- Measurement SW: DASY52, Version 52.6 (1); SEMCAD X Version 14.4.2 (2595)

## IEEE 802.11b /802.11b Body Up Middle CH6/Area Scan (6x10x1):

Measurement grid: dx=15mm, dy=15mm

Maximum value of SAR (measured) = 0.151 mW/g

## IEEE 802.11b /802.11b Body Up Middle CH6/Zoom Scan (7x7x9)/Cube

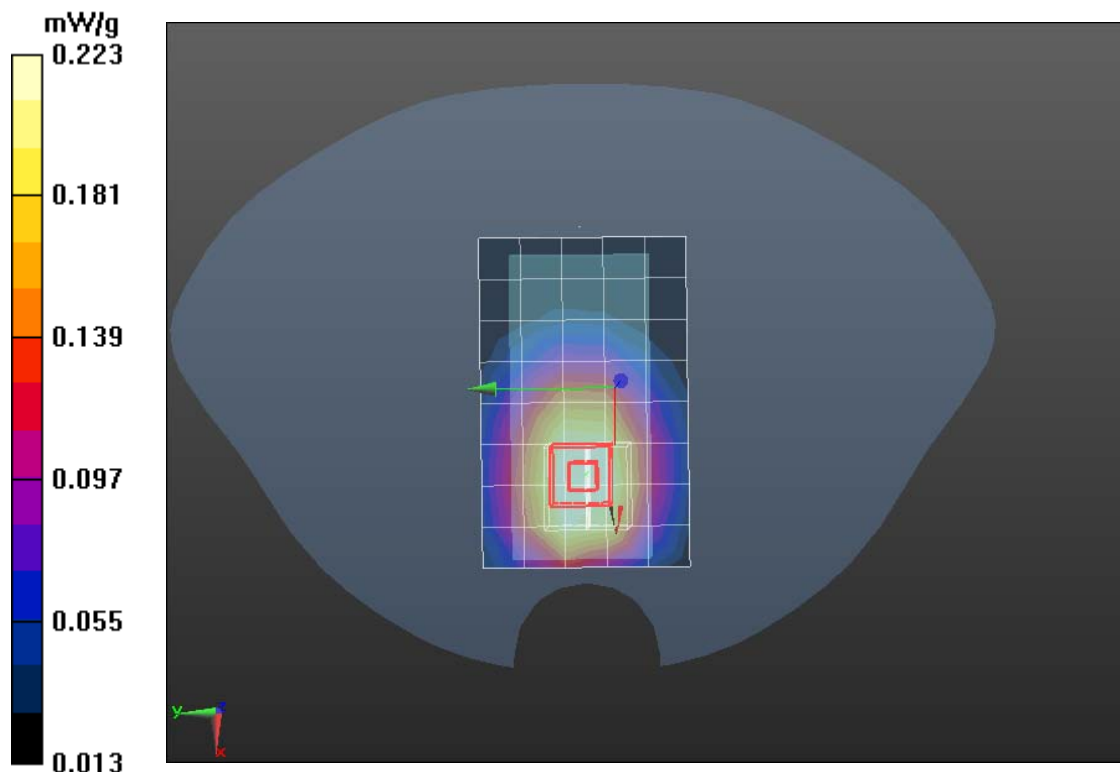
**0:** Measurement grid: dx=5mm, dy=5mm, dz=5mm

Reference Value = 9.810 V/m; Power Drift = 0.06 dB

Peak SAR (extrapolated) = 0.502 W/kg

**SAR(1 g) = 0.177 mW/g; SAR(10 g) = 0.123 mW/g**

Maximum value of SAR (measured) = 0.223 mW/g





Test Laboratory: Compliance Certification Services Inc.

January 14, 2012

## IEEE 802.11b-Body Up High CH11

**DUT: GSM Mobile Phone; Type: U-660-2; Seril: 355015019763830**

Communication System: IEEE 802.11b; Communication System Band: ISM 2.4GHz Band; Frequency: 2462 MHz; Communication System PAR: 0 dB Medium parameters used (interpolated):  $f = 2462$  MHz;  $\sigma = 1.96$  mho/m;  $\epsilon_r = 53.84$ ;  $\rho = 1000$  kg/m<sup>3</sup>

Phantom section: Flat Section

Measurement Standard: DASY5 (IEEE/IEC/ANSI C63.19-2007)

DASY5 Configuration:

- Probe: EX3DV4 - SN3755; ConvF(7.06, 7.06, 7.06); Calibrated: 1/20/2011
- Sensor-Surface: 2.5mm (Mechanical Surface Detection)
- Electronics: DAE4 Sn1245; Calibrated: 1/11/2012
- Phantom: Twin SAM Phantom; Type: QD 000 P40 CD; Serial: 1609
- Measurement SW: DASY52, Version 52.6 (1); SEMCAD X Version 14.4.2 (2595)

## IEEE 802.11b /802.11b Body Up High CH11/Area Scan (6x10x1):

Measurement grid: dx=15mm, dy=15mm

Maximum value of SAR (measured) = 0.361 mW/g

## IEEE 802.11b /802.11b Body Up High CH11/Zoom Scan (7x7x9)/Cube 0:

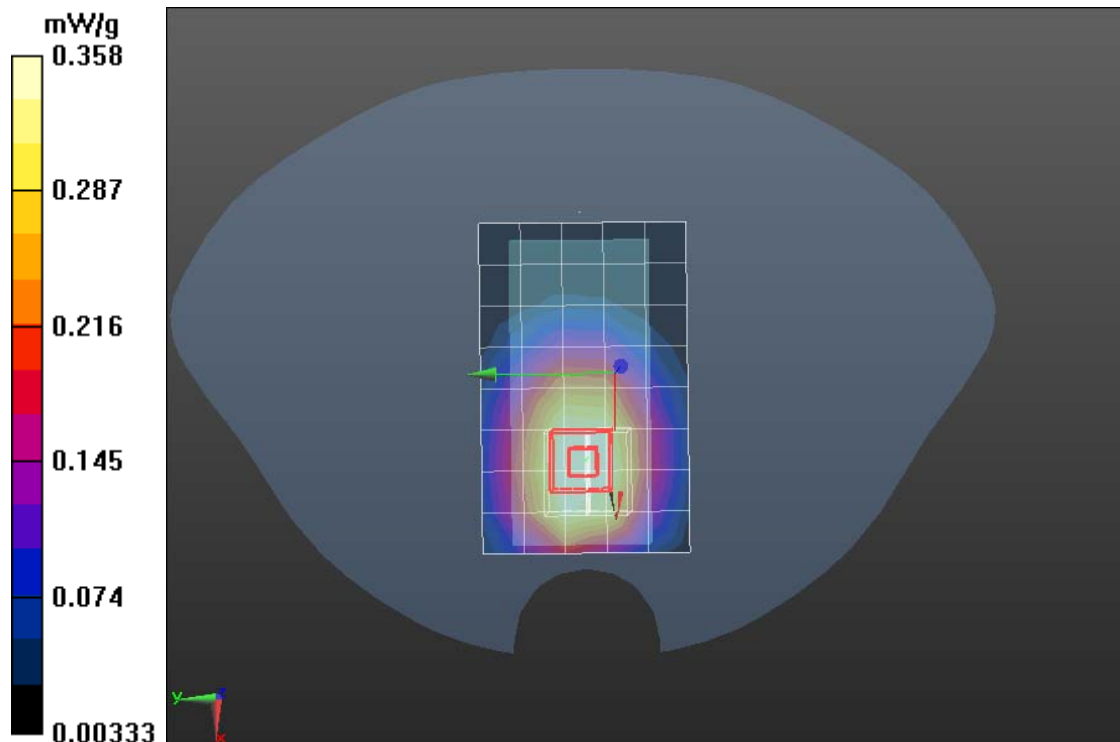
Measurement grid: dx=5mm, dy=5mm, dz=5mm

Reference Value = 9.853 V/m; Power Drift = 0.05 dB

Peak SAR (extrapolated) = 0.506 W/kg

**SAR(1 g) = 0.280 mW/g; SAR(10 g) = 0.157mW/g**

Maximum value of SAR (measured) = 0.358 mW/g





Test Laboratory: Compliance Certification Services Inc.

January 14, 2012

## IEEE 802.11b-Body Down Low CH1

**DUT: GSM Mobile Phone; Type: U-660-2; Seril: 355015019763830**

Communication System: IEEE 802.11b; Communication System Band: ISM 2.4GHz  
Band; Frequency: 2412 MHz; Communication System PAR: 0 dB

Medium parameters used (interpolated):  $f = 2412$  MHz;  $\sigma = 1.94$  mho/m;  $\epsilon_r = 51.68$ ;  $\rho = 1000$  kg/m<sup>3</sup>

Phantom section: Flat Section

Measurement Standard: DASYS (IEEE/IEC/ANSI C63.19-2007)

DASY5 Configuration:

- Probe: EX3DV4 - SN3755; ConvF(7.06, 7.06, 7.06); Calibrated: 1/20/2011
- Sensor-Surface: 2.5mm (Mechanical Surface Detection)
- Electronics: DAE4 Sn1245; Calibrated: 1/11/2012
- Phantom: Twin SAM Phantom; Type: QD 000 P40 CD; Serial: 1609
- Measurement SW: DASYS2, Version 52.6 (1); SEMCAD X Version 14.4.2 (2595)

## IEEE 802.11b /802.11b Body Down Low CH1/Area Scan (6x10x1):

Measurement grid: dx=15mm, dy=15mm

Maximum value of SAR (measured) = 0.423 mW/g

## IEEE 802.11b /802.11b Body Down Low CH1/Zoom Scan (7x7x9)/Cube

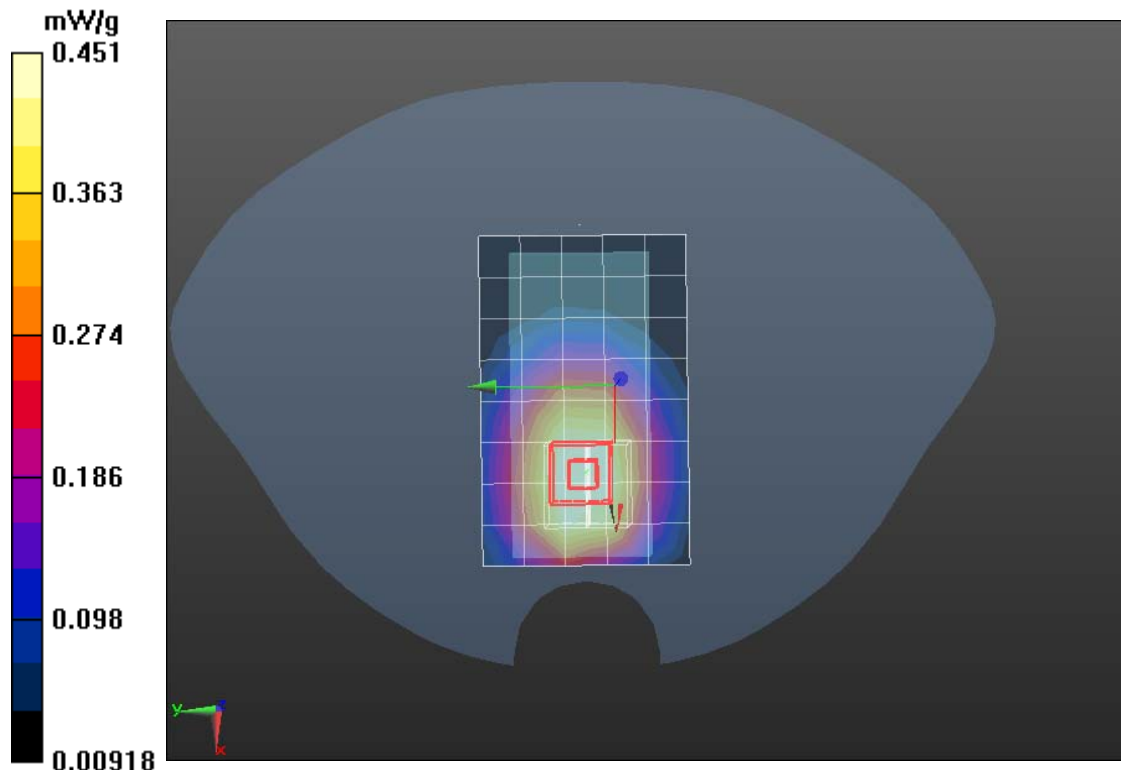
**0:** Measurement grid: dx=5mm, dy=5mm, dz=5mm

Reference Value = 12.220 V/m; Power Drift = -0.0029 dB

Peak SAR (extrapolated) = 0.642 W/kg

**SAR(1 g) = 0.307 mW/g; SAR(10 g) = 0.244 mW/g**

Maximum value of SAR (measured) = 0.451 mW/g





Test Laboratory: Compliance Certification Services Inc.

January 14, 2012

## IEEE 802.11b-Body Down Middle CH6

**DUT: GSM Mobile Phone; Type: U-660-2; Seril: 355015019763830**

Communication System: IEEE 802.11b; Communication System Band: ISM 2.4GHz  
Band; Frequency: 2437 MHz; Communication System PAR: 0 dB

Medium parameters used (interpolated):  $f = 2437$  MHz;  $\sigma = 1.95$  mho/m;  $\epsilon_r = 52.70$ ;  $\rho = 1000$  kg/m<sup>3</sup>

Phantom section: Flat Section

Measurement Standard: DASYS (IEEE/IEC/ANSI C63.19-2007)

DASY5 Configuration:

- Probe: EX3DV4 - SN3755; ConvF(7.06, 7.06, 7.06); Calibrated: 1/20/2011
- Sensor-Surface: 2.5mm (Mechanical Surface Detection)
- Electronics: DAE4 Sn1245; Calibrated: 1/11/2012
- Phantom: Twin SAM Phantom; Type: QD 000 P40 CD; Serial: 1609
- Measurement SW: DASYS2, Version 52.6 (1); SEMCAD X Version 14.4.2 (2595)

## IEEE 802.11b /802.11b Body Down Middle CH6/Area Scan (6x10x1):

Measurement grid: dx=15mm, dy=15mm

Maximum value of SAR (measured) = 0.544 mW/g

## IEEE 802.11b /802.11b Body Down Middle CH6/Zoom Scan

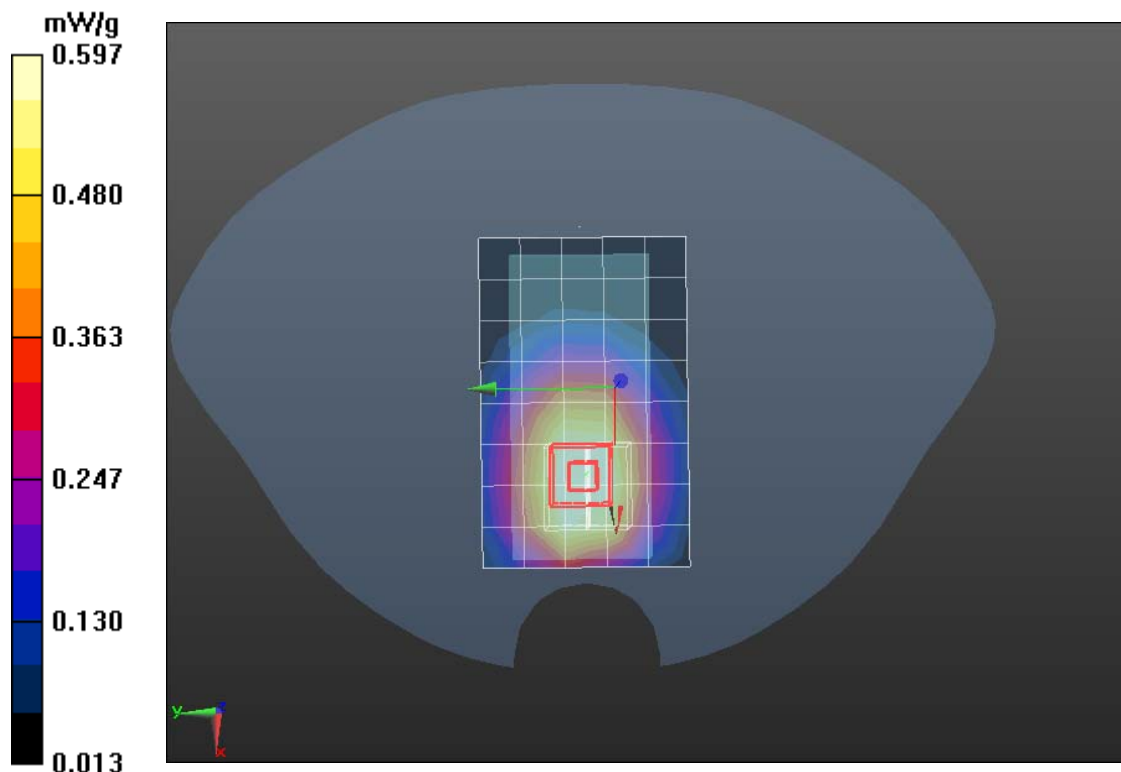
(7x7x9)/Cube 0: Measurement grid: dx=5mm, dy=5mm, dz=5mm

Reference Value = 12.250 V/m; Power Drift = 0.0013 dB

Peak SAR (extrapolated) = 0.688 W/kg

**SAR(1 g) = 0.330 mW/g; SAR(10 g) = 0.225 mW/g**

Maximum value of SAR (measured) = 0.597 mW/g





Test Laboratory: Compliance Certification Services Inc.

January 14, 2012

## IEEE 802.11b-Body Down HighCH11

**DUT: GSM Mobile Phone; Type: U-660-2; Seril: 355015019763830**

Communication System: IEEE 802.11b; Communication System Band: ISM 2.4GHz Band; Frequency: 2462 MHz; Communication System PAR: 0 dB Medium parameters used (interpolated):  $f = 2462$  MHz;  $\sigma = 1.96$  mho/m;  $\epsilon_r = 53.84$ ;  $\rho = 1000$  kg/m<sup>3</sup>

Phantom section: Flat Section

Measurement Standard: DASY5 (IEEE/IEC/ANSI C63.19-2007)

DASY5 Configuration:

- Probe: EX3DV4 - SN3755; ConvF(7.06, 7.06, 7.06); Calibrated: 1/20/2011
- Sensor-Surface: 2.5mm (Mechanical Surface Detection)
- Electronics: DAE4 Sn1245; Calibrated: 1/11/2012
- Phantom: Twin SAM Phantom; Type: QD 000 P40 CD; Serial: 1609
- Measurement SW: DASY52, Version 52.6 (1); SEMCAD X Version 14.4.2 (2595)

## IEEE 802.11b /802.11b Body Down HighCH11/Area Scan (6x10x1):

Measurement grid: dx=15mm, dy=15mm

Maximum value of SAR (measured) = 0.450 mW/g

## IEEE 802.11b /802.11b Body Down HighCH11/Zoom Scan (7x7x9)/Cube

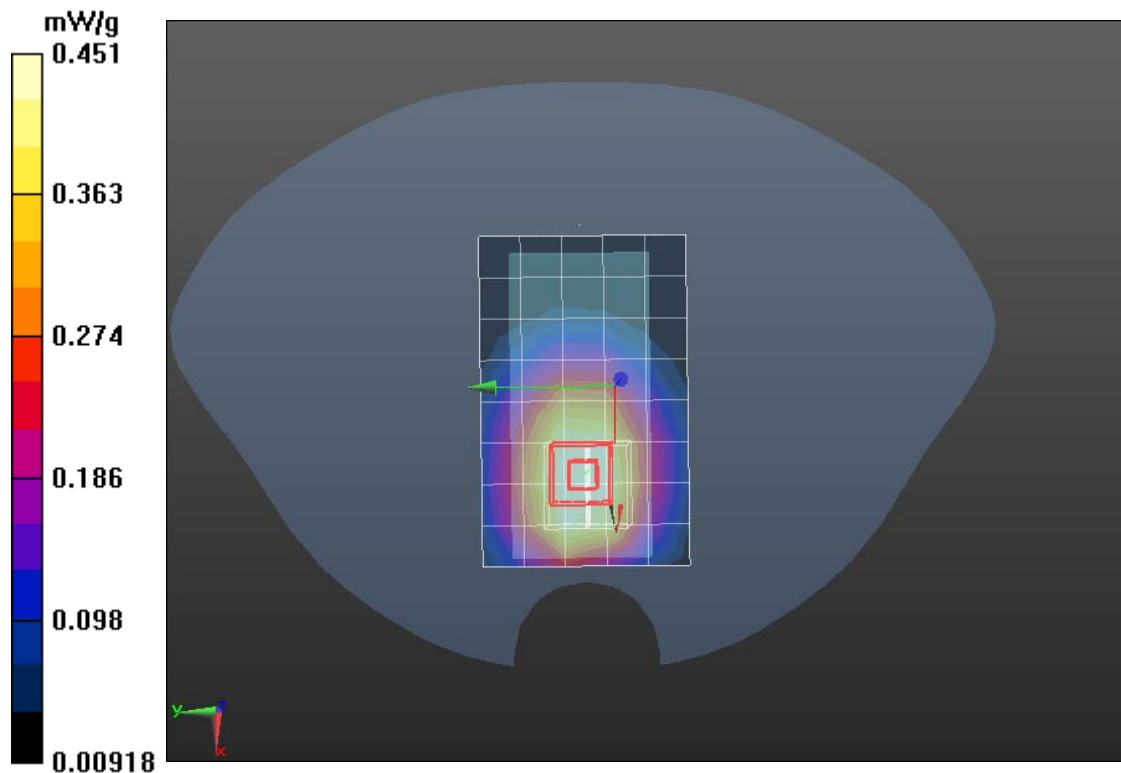
**0:** Measurement grid: dx=5mm, dy=5mm, dz=5mm

Reference Value = 12.317 V/m; Power Drift = -0.0085 dB

Peak SAR (extrapolated) = 0.782 W/kg

**SAR(1 g) = 0.337 mW/g; SAR(10 g) = 0.225 mW/g**

Maximum value of SAR (measured) = 0.451 mW/g





Test Laboratory: Compliance Certification Services Inc.

January 14, 2012

## IEEE 802.11b-Right Head Cheek Low CH1

**DUT: GSM Mobile Phone; Type: U-660-2; Seril: 355015019763830**

Communication System: IEEE 802.11b; Communication System Band: ISM 2.4GHz  
Band; Frequency: 2412 MHz; Communication System PAR: 0 dB

Medium parameters used (interpolated):  $f = 2412$  MHz;  $\sigma = 1.817$  mho/m;  $\epsilon_r = 38.149$ ;  
 $\rho = 1000$  kg/m<sup>3</sup>

Phantom section: Right Section

Measurement Standard: DASYS (IEEE/IEC/ANSI C63.19-2007)

DASY5 Configuration:

- Probe: EX3DV4 - SN3755; ConvF(7.07, 7.07, 7.07); Calibrated: 1/20/2011
- Sensor-Surface: 2.5mm (Mechanical Surface Detection)
- Electronics: DAE4 Sn1245; Calibrated: 1/11/2012
- Phantom: Twin SAM Phantom; Type: QD 000 P40 CD; Serial: 1609
- Measurement SW: DASY52, Version 52.6 (1); SEMCAD X Version 14.4.2 (2595)

**IEEE 802.11b/Right Cheek Low CH1/Area Scan (6x10x1):** Measurement grid: dx=15mm, dy=15mm

Maximum value of SAR (measured) = 0.219 mW/g

**IEEE 802.11b/Right Cheek Low CH1/Zoom Scan (7x7x9)/Cube 0:**


Measurement grid: dx=5mm, dy=5mm, dz=5mm

Reference Value = 13.366 V/m; Power Drift = 0.06 dB

Peak SAR (extrapolated) = 0.673 W/kg

**SAR(1 g) = 0.221mW/g; SAR(10 g) = 0.134mW/g**

Maximum value of SAR (measured) = 0.316 mW/g







Test Laboratory: Compliance Certification Services Inc.

January 14, 2012

## IEEE 802.11b-Right Head Cheek Middle CH6

**DUT: GSM Mobile Phone; Type: U-660-2; Seril: 355015019763830**

Communication System: IEEE 802.11b; Communication System Band: ISM 2.4GHz  
Band; Frequency: 2437 MHz; Communication System PAR: 0 dB

Medium parameters used (interpolated):  $f = 2437$  MHz;  $\sigma = 1.818$  mho/m;  $\epsilon_r = 37.997$ ;  
 $\rho = 1000$  kg/m<sup>3</sup>

Phantom section: Right Section

Measurement Standard: DASY5 (IEEE/IEC/ANSI C63.19-2007)

DASY5 Configuration:

- Probe: EX3DV4 - SN3755; ConvF(7.07, 7.07, 7.07); Calibrated: 1/20/2011
- Sensor-Surface: 2.5mm (Mechanical Surface Detection)
- Electronics: DAE4 Sn1245; Calibrated: 1/11/2012
- Phantom: Twin SAM Phantom; Type: QD 000 P40 CD; Serial: 1609
- Measurement SW: DASY52, Version 52.6 (1); SEMCAD X Version 14.4.2 (2595)

## IEEE 802.11b/Right Cheek Middle CH6/Area Scan (6x10x1):

Measurement grid: dx=15mm, dy=15mm

Maximum value of SAR (measured) = 0.247 mW/g

## IEEE 802.11b/Right Cheek Middle CH6/Zoom Scan (7x7x9)/Cube 0:


Measurement grid: dx=5mm, dy=5mm, dz=5mm

Reference Value = 12.730 V/m; Power Drift = 0.02 dB

Peak SAR (extrapolated) = 0.562 W/kg

**SAR(1 g) = 0.246 mW/g; SAR(10 g) = 0.126 mW/g**

Maximum value of SAR (measured) = 0.259 mW/g





Test Laboratory: Compliance Certification Services Inc.

January 14, 2012

## IEEE 802.11b-Right Head Cheek High CH11

**DUT: GSM Mobile Phone; Type: U-660-2; Seril: 355015019763830**

Communication System: IEEE 802.11b; Communication System Band: ISM 2.4GHz Band; Frequency: 2462 MHz; Communication System PAR: 0 dB

Medium parameters used (interpolated):  $f = 2462$  MHz;  $\sigma = 1.84$  mho/m;  $\epsilon_r = 37.772$ ;  $\rho = 1000$  kg/m<sup>3</sup>

Phantom section: Right Section

Measurement Standard: DASYS (IEEE/IEC/ANSI C63.19-2007)

DASY5 Configuration:

- Probe: EX3DV4 - SN3755; ConvF(7.07, 7.07, 7.07); Calibrated: 1/20/2011
- Sensor-Surface: 2.5mm (Mechanical Surface Detection)
- Electronics: DAE4 Sn1245; Calibrated: 1/11/2012
- Phantom: Twin SAM Phantom; Type: QD 000 P40 CD; Serial: 1609
- Measurement SW: DASYS2, Version 52.6 (1); SEMCAD X Version 14.4.2 (2595)

**IEEE 802.11b/Right Cheek High CH11/Area Scan (6x10x1):** Measurement grid: dx=15mm, dy=15mm

Maximum value of SAR (measured) = 0.128 mW/g

**IEEE 802.11b/Right Cheek High CH11/Zoom Scan (7x7x9)/Cube 0:**


Measurement grid: dx=5mm, dy=5mm, dz=5mm

Reference Value = 12.756 V/m; Power Drift = -0.07 dB

Peak SAR (extrapolated) = 0.527 W/kg

**SAR(1 g) = 0.147 mW/g; SAR(10 g) = 0.074 mW/g**

Maximum value of SAR (measured) = 0.182 mW/g





Test Laboratory: Compliance Certification Services Inc.

January 14, 2012

## IEEE 802.11b-Left Head Cheek Low CH1

**DUT: GSM Mobile Phone; Type: U-660-2; Seril: 355015019763830**

Communication System: IEEE 802.11b; Communication System Band: ISM 2.4GHz Band; Frequency: 2412 MHz; Communication System PAR: 0 dB

Medium parameters used (interpolated):  $f = 2412$  MHz;  $\sigma = 1.823$  mho/m;  $\epsilon_r = 38.149$ ;  $\rho = 1000$  kg/m<sup>3</sup>

Phantom section: Left Section

Measurement Standard: DASYS (IEEE/IEC/ANSI C63.19-2007)

DASY5 Configuration:

- Probe: EX3DV4 - SN3755; ConvF(7.07, 7.07, 7.07); Calibrated: 1/20/2011
- Sensor-Surface: 2.5mm (Mechanical Surface Detection)
- Electronics: DAE4 Sn1245; Calibrated: 1/11/2012
- Phantom: Twin SAM Phantom; Type: QD 000 P40 CD; Serial: 1609
- Measurement SW: DASYS2, Version 52.6 (1); SEMCAD X Version 14.4.2 (2595)

**IEEE 802.11b /Left Cheek Low CH1/Area Scan (6x10x1):** Measurement grid: dx=15mm, dy=15mm

Maximum value of SAR (measured) = 0.307 mW/g

**IEEE 802.11b /Left Cheek Low CH1/Zoom Scan (7x7x9)/Cube 0:**

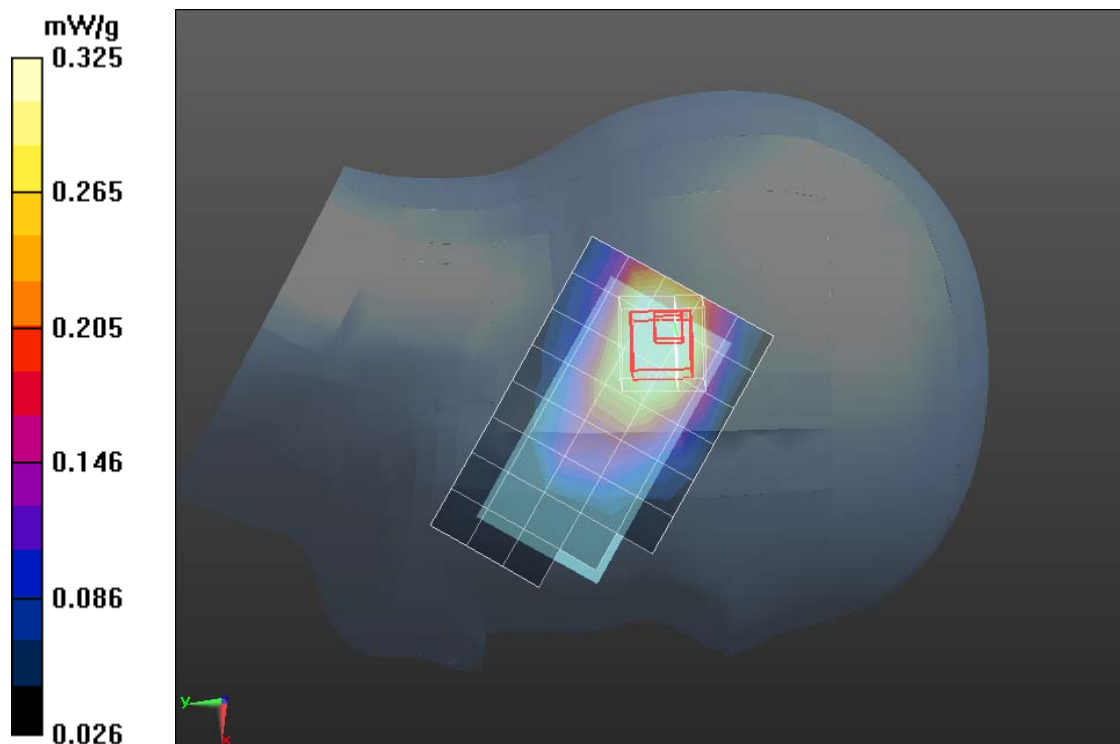
Measurement grid: dx=5mm, dy=5mm, dz=5mm

Reference Value = 11.497 V/m; Power Drift = -0.12 dB

Peak SAR (extrapolated) = 0.736 W/kg

**SAR(1 g) = 0.264 mW/g; SAR(10 g) = 0.158 mW/g**

Maximum value of SAR (measured) = 0.325 mW/g





Test Laboratory: Compliance Certification Services Inc.

January 14, 2012

## IEEE 802.11b-Left Head Cheek Middle CH6

**DUT: GSM Mobile Phone; Type: U-660-2; Seril: 355015019763830**

Communication System: IEEE 802.11b; Communication System Band: ISM 2.4GHz  
Band; Frequency: 2437 MHz; Communication System PAR: 0 dB

Medium parameters used (interpolated):  $f = 2437$  MHz;  $\sigma = 1.836$  mho/m;  $\epsilon_r = 37.997$ ;  
 $\rho = 1000$  kg/m<sup>3</sup>

Phantom section: Left Section

Measurement Standard: DASYS (IEEE/IEC/ANSI C63.19-2007)

DASY5 Configuration:

- Probe: EX3DV4 - SN3755; ConvF(7.07, 7.07, 7.07); Calibrated: 1/20/2011
- Sensor-Surface: 2.5mm (Mechanical Surface Detection)
- Electronics: DAE4 Sn1245; Calibrated: 1/11/2012
- Phantom: Twin SAM Phantom; Type: QD 000 P40 CD; Serial: 1609
- Measurement SW: DASYS2, Version 52.6 (1); SEMCAD X Version 14.4.2 (2595)

**IEEE 802.11b /Left Cheek Middle CH6/Area Scan (6x10x1):** Measurement grid: dx=15mm, dy=15mm

Maximum value of SAR (measured) = 0.229 mW/g

**IEEE 802.11b /Left Cheek Middle CH6/Zoom Scan (7x7x9)/Cube 0:**


Measurement grid: dx=5mm, dy=5mm, dz=5mm

Reference Value = 10.437 V/m; Power Drift = 0.03 dB

Peak SAR (extrapolated) = 0.359 W/kg

**SAR(1 g) = 0.227 mW/g; SAR(10 g) = 0.073 mW/g**

Maximum value of SAR (measured) = 0.237mW/g





Test Laboratory: Compliance Certification Services Inc.

January 14, 2012

## IEEE 802.11b-Left Head Cheek High CH11

**DUT: GSM Mobile Phone; Type: U-660-2; Seril: 355015019763830**

Communication System: IEEE 802.11b; Communication System Band: ISM 2.4GHz Band; Frequency: 2462 MHz; Communication System PAR: 0 dB

Medium parameters used (interpolated):  $f = 2462$  MHz;  $\sigma = 1.874$  mho/m;  $\epsilon_r = 37.772$ ;  $\rho = 1000$  kg/m<sup>3</sup>

Phantom section: Left Section

Measurement Standard: DASY5 (IEEE/IEC/ANSI C63.19-2007)

DASY5 Configuration:

- Probe: EX3DV4 - SN3755; ConvF(7.07, 7.07, 7.07); Calibrated: 1/20/2011
- Sensor-Surface: 2.5mm (Mechanical Surface Detection)
- Electronics: DAE4 Sn1245; Calibrated: 1/11/2012
- Phantom: Twin SAM Phantom; Type: QD 000 P40 CD; Serial: 1609
- Measurement SW: DASY52, Version 52.6 (1); SEMCAD X Version 14.4.2 (2595)

**IEEE 802.11b /Left Cheek High CH11/Area Scan (6x10x1):** Measurement grid: dx=15mm, dy=15mm

Maximum value of SAR (measured) = 0.128 mW/g

**IEEE 802.11b /Left Cheek High CH11/Zoom Scan (7x7x9)/Cube 0:**


Measurement grid: dx=5mm, dy=5mm, dz=5mm

Reference Value = 10.577 V/m; Power Drift = -0.14 dB

Peak SAR (extrapolated) = 0.464 W/kg

**SAR(1 g) = 0.116 mW/g; SAR(10 g) = 0.069 mW/g**

Maximum value of SAR (measured) = 0.132 mW/g





Test Laboratory: Compliance Certification Services Inc.

January 14, 2012

## IEEE 802.11b-Right Head Tilted Low CH1

**DUT: GSM Mobile Phone; Type: U-660-2; Seril: 355015019763830**

Communication System: IEEE 802.11b; Communication System Band: ISM 2.4GHz  
Band; Frequency: 2412 MHz; Communication System PAR: 0 dB

Medium parameters used (interpolated):  $f = 2412$  MHz;  $\sigma = 1.817$  mho/m;  $\epsilon_r = 38.149$ ;  
 $\rho = 1000$  kg/m<sup>3</sup>

Phantom section: Right Section

Measurement Standard: DASYS (IEEE/IEC/ANSI C63.19-2007)

DASY5 Configuration:

- Probe: EX3DV4 - SN3755; ConvF(7.07, 7.07, 7.07); Calibrated: 1/20/2011
- Sensor-Surface: 2.5mm (Mechanical Surface Detection)
- Electronics: DAE4 Sn1245; Calibrated: 1/11/2012
- Phantom: Twin SAM Phantom; Type: QD 000 P40 CD; Serial: 1609
- Measurement SW: DASY52, Version 52.6 (1); SEMCAD X Version 14.4.2 (2595)

**IEEE 802.11b/Right Tilted Low CH1/Area Scan (6x10x1):** Measurement grid: dx=15mm, dy=15mm

Maximum value of SAR (measured) = 0.462 mW/g

**IEEE 802.11b/Right Tilted Low CH1/Zoom Scan (7x7x9)/Cube 0:**


Measurement grid: dx=5mm, dy=5mm, dz=5mm

Reference Value = 11.717 V/m; Power Drift = 0.01 dB

Peak SAR (extrapolated) = 0.755 W/kg

**SAR(1 g) = 0.216 mW/g; SAR(10 g) = 0.126 mW/g**

Maximum value of SAR (measured) = 0.498 mW/g





Test Laboratory: Compliance Certification Services Inc.

January 14, 2012

## IEEE 802.11b-Right Head Tilted Middle CH6

**DUT: GSM Mobile Phone; Type: U-660-2; Seril: 355015019763830**

Communication System: IEEE 802.11b; Communication System Band: ISM 2.4GHz  
Band; Frequency: 2437 MHz; Communication System PAR: 0 dB

Medium parameters used (interpolated):  $f = 2437$  MHz;  $\sigma = 1.818$  mho/m;  $\epsilon_r = 37.997$ ;  
 $\rho = 1000$  kg/m<sup>3</sup>

Phantom section: Right Section

Measurement Standard: DASY5 (IEEE/IEC/ANSI C63.19-2007)

DASY5 Configuration:

- Probe: EX3DV4 - SN3755; ConvF(7.07, 7.07, 7.07); Calibrated: 1/20/2011
- Sensor-Surface: 2.5mm (Mechanical Surface Detection)
- Electronics: DAE4 Sn1245; Calibrated: 1/11/2012
- Phantom: Twin SAM Phantom; Type: QD 000 P40 CD; Serial: 1609
- Measurement SW: DASY52, Version 52.6 (1); SEMCAD X Version 14.4.2 (2595)

**IEEE 802.11b/Right Tilted Middle CH6/Area Scan (6x10x1):** Measurement grid: dx=15mm, dy=15mm

Maximum value of SAR (measured) = 0.264 mW/g

**IEEE 802.11b/Right Tilted Middle CH6/Zoom Scan (7x7x9)/Cube 0:**


Measurement grid: dx=5mm, dy=5mm, dz=5mm

Reference Value = 11.802 V/m; Power Drift = 0.02 dB

Peak SAR (extrapolated) = 0.364 W/kg

**SAR(1 g) = 0.222 mW/g; SAR(10 g) = 0.125 mW/g**

Maximum value of SAR (measured) = 0.271 mW/g





Test Laboratory: Compliance Certification Services Inc.

January 14, 2012

## IEEE 802.11b-Right Head Tilted High CH11

**DUT: GSM Mobile Phone; Type: U-660-2; Seril: 355015019763830**

Communication System: IEEE 802.11b; Communication System Band: ISM 2.4GHz  
Band; Frequency: 2462 MHz; Communication System PAR: 0 dB

Medium parameters used (interpolated):  $f = 2462$  MHz;  $\sigma = 1.874$  mho/m;  $\epsilon_r = 37.772$ ;  
 $\rho = 1000$  kg/m<sup>3</sup>

Phantom section: Right Section

Measurement Standard: DASYS (IEEE/IEC/ANSI C63.19-2007)

DASY5 Configuration:

- Probe: EX3DV4 - SN3755; ConvF(7.07, 7.07, 7.07); Calibrated: 1/20/2011
- Sensor-Surface: 2.5mm (Mechanical Surface Detection)
- Electronics: DAE4 Sn1245; Calibrated: 1/11/2012
- Phantom: Twin SAM Phantom; Type: QD 000 P40 CD; Serial: 1609
- Measurement SW: DASY52, Version 52.6 (1); SEMCAD X Version 14.4.2 (2595)

**IEEE 802.11b/Right Tilted High CH11/Area Scan (6x10x1):** Measurement grid: dx=15mm, dy=15mm

Maximum value of SAR (measured) = 0.277 mW/g

**IEEE 802.11b/Right Tilted High CH11/Zoom Scan (7x7x9)/Cube 0:**


Measurement grid: dx=5mm, dy=5mm, dz=5mm

Reference Value = 11.813 V/m; Power Drift = 0.05 dB

Peak SAR (extrapolated) = 0.375 W/kg

**SAR(1 g) = 0.233 mW/g; SAR(10 g) = 0.125 mW/g**

Maximum value of SAR (measured) = 0.283 mW/g







Test Laboratory: Compliance Certification Services Inc.

January 14, 2012

## IEEE 802.11b-Left Head Tilted Low CH1

**DUT: GSM Mobile Phone; Type: U-660-2; Seril: 355015019763830**

Communication System: IEEE 802.11b; Communication System Band: ISM 2.4GHz  
Band; Frequency: 2412 MHz; Communication System PAR: 0 dB

Medium parameters used (interpolated):  $f = 2412$  MHz;  $\sigma = 1.823$  mho/m;  $\epsilon_r = 38.149$ ;  
 $\rho = 1000$  kg/m<sup>3</sup>

Phantom section: Left Section

Measurement Standard: DASY5 (IEEE/IEC/ANSI C63.19-2007)

DASY5 Configuration:

- Probe: EX3DV4 - SN3755; ConvF(7.07, 7.07, 7.07); Calibrated: 1/20/2011
- Sensor-Surface: 2.5mm (Mechanical Surface Detection)
- Electronics: DAE4 Sn1245; Calibrated: 1/11/2012
- Phantom: Twin SAM Phantom; Type: QD 000 P40 CD; Serial: 1609
- Measurement SW: DASY52, Version 52.6 (1); SEMCAD X Version 14.4.2 (2595)

**IEEE 802.11b /Left Tilted Low CH1/Area Scan (6x10x1):** Measurement grid:  
dx=15mm, dy=15mm

Maximum value of SAR (measured) = 0.312 mW/g

**IEEE 802.11b /Left Tilted Low CH1/Zoom Scan (7x7x9)/Cube 0:**

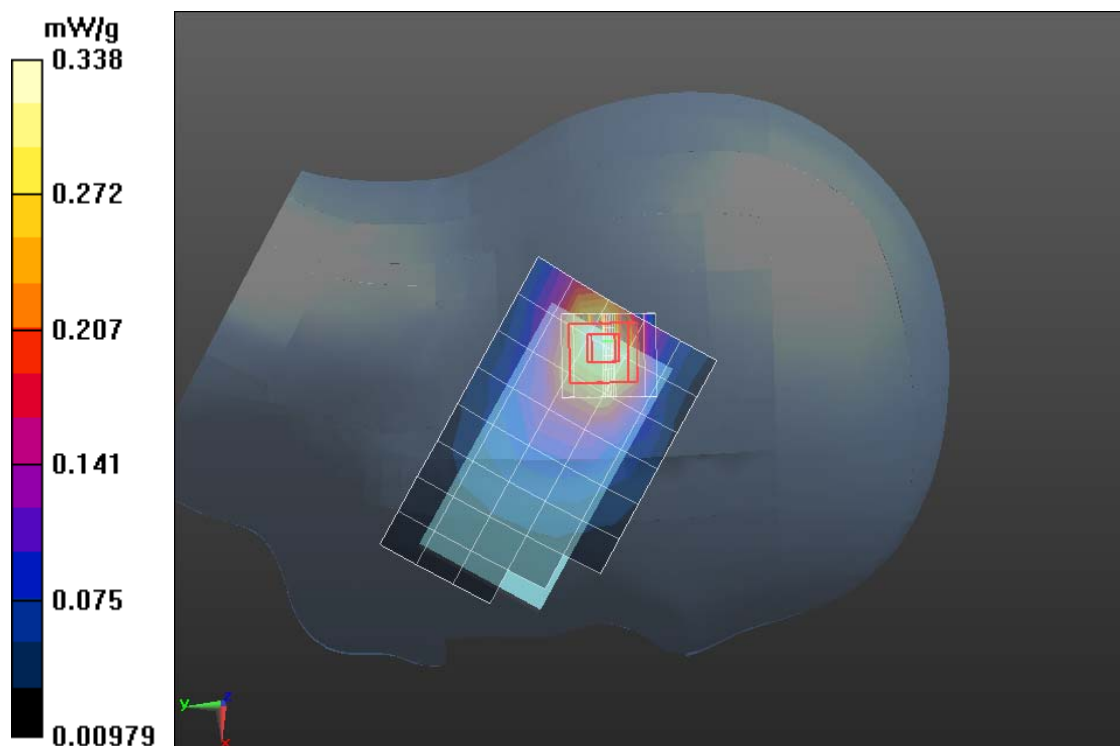
Measurement grid: dx=5mm, dy=5mm, dz=5mm

Reference Value = 13.032 V/m; Power Drift = 0.06 dB

Peak SAR (extrapolated) = 0.460 W/kg

**SAR(1 g) = 0.270 mW/g; SAR(10 g) = 0.147 mW/g**

Maximum value of SAR (measured) = 0.338 mW/g





Test Laboratory: Compliance Certification Services Inc.

January 14, 2012

## IEEE 802.11b-Left Head Tilted Middle CH6

**DUT: GSM Mobile Phone; Type: U-660-2; Seril: 355015019763830**

Communication System: IEEE 802.11b; Communication System Band: ISM 2.4GHz  
Band; Frequency: 2437 MHz; Communication System PAR: 0 dB

Medium parameters used (interpolated):  $f = 2437$  MHz;  $\sigma = 1.858$  mho/m;  $\epsilon_r = 37.862$ ;  
 $\rho = 1000$  kg/m<sup>3</sup>

Phantom section: Left Section

Measurement Standard: DASYS (IEEE/IEC/ANSI C63.19-2007)

DASY5 Configuration:

- Probe: EX3DV4 - SN3755; ConvF(7.07, 7.07, 7.07); Calibrated: 1/20/2011
- Sensor-Surface: 2.5mm (Mechanical Surface Detection)
- Electronics: DAE4 Sn1245; Calibrated: 1/11/2012
- Phantom: Twin SAM Phantom; Type: QD 000 P40 CD; Serial: 1609
- Measurement SW: DASYS2, Version 52.6 (1); SEMCAD X Version 14.4.2 (2595)

**IEEE 802.11b /Left Tilted Middle CH6/Area Scan (6x10x1):** Measurement grid: dx=15mm, dy=15mm

Maximum value of SAR (measured) = 0.332 mW/g

**IEEE 802.11b /Left Tilted Middle CH6/Zoom Scan (7x7x9)/Cube 0:**

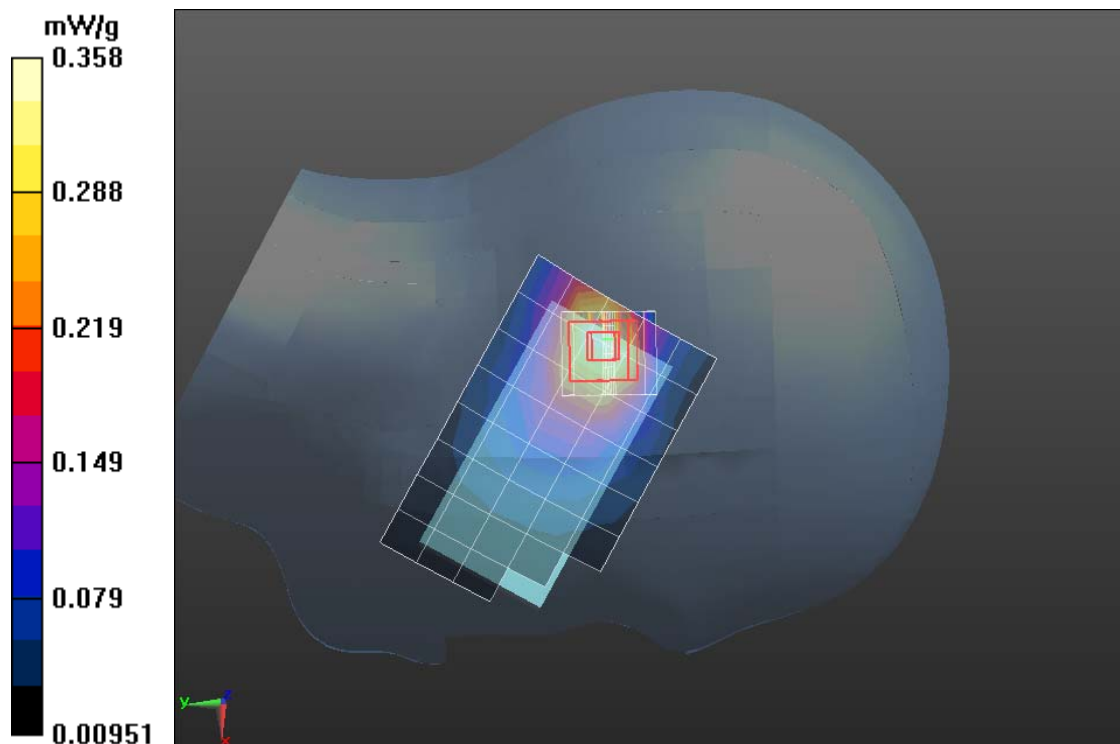
Measurement grid: dx=5mm, dy=5mm, dz=5mm

Reference Value = 13.145 V/m; Power Drift = 0.11 dB

Peak SAR (extrapolated) = 0.483 W/kg

**SAR(1 g) = 0.284 mW/g; SAR(10 g) = 0.154 mW/g**

Maximum value of SAR (measured) = 0.358 mW/g





Test Laboratory: Compliance Certification Services Inc.

January 14, 2012

## IEEE 802.11b-Left Head Tilted High CH11

**DUT: GSM Mobile Phone; Type: U-660-2; Seril: 355015019763830**

Communication System: IEEE 802.11b; Communication System Band: ISM 2.4GHz  
Band; Frequency: 2462 MHz; Communication System PAR: 0 dB

Medium parameters used (interpolated):  $f = 2462$  MHz;  $\sigma = 1.874$  mho/m;  $\epsilon_r = 37.772$ ;  
 $\rho = 1000$  kg/m<sup>3</sup>

Phantom section: Left Section

Measurement Standard: DASY5 (IEEE/IEC/ANSI C63.19-2007)

DASY5 Configuration:

- Probe: EX3DV4 - SN3755; ConvF(7.07, 7.07, 7.07); Calibrated: 1/20/2011
- Sensor-Surface: 2.5mm (Mechanical Surface Detection)
- Electronics: DAE4 Sn1245; Calibrated: 1/11/2012
- Phantom: Twin SAM Phantom; Type: QD 000 P40 CD; Serial: 1609
- Measurement SW: DASY52, Version 52.6 (1); SEMCAD X Version 14.4.2 (2595)

**IEEE 802.11b /Left Tilted High CH11/Area Scan (6x10x1):** Measurement grid: dx=15mm, dy=15mm

Maximum value of SAR (measured) = 0.327 mW/g

**IEEE 802.11b /Left Tilted High CH11/Zoom Scan (7x7x9)/Cube 0:**

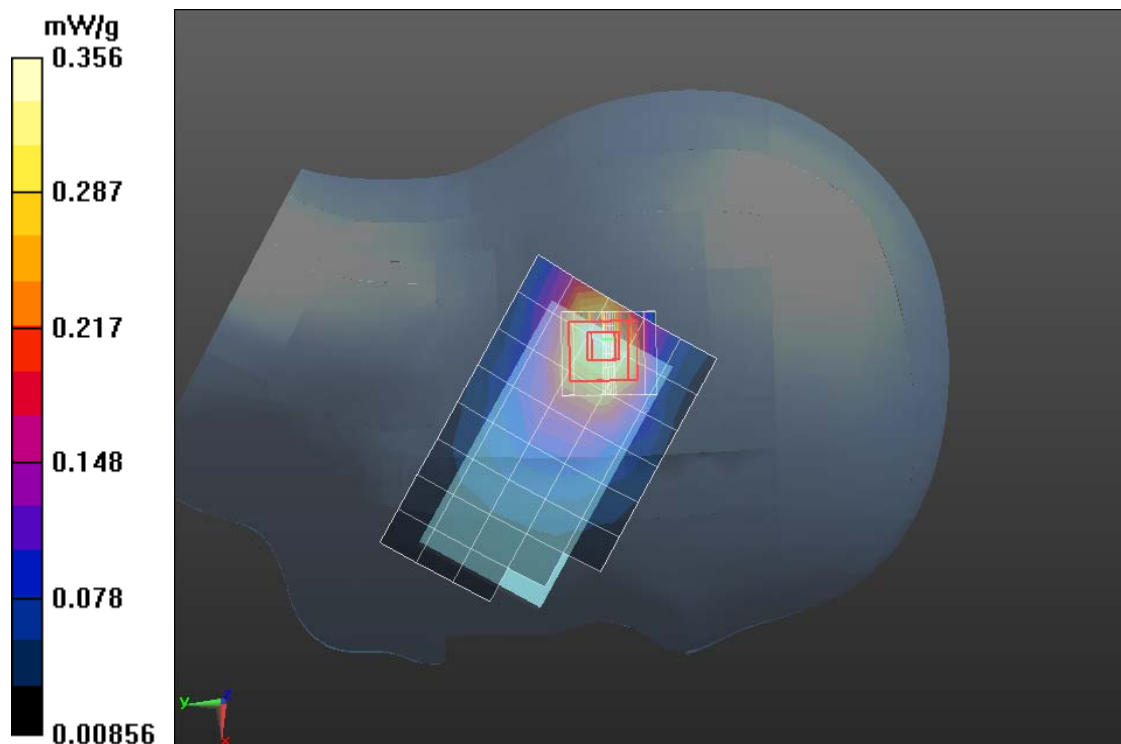
Measurement grid: dx=5mm, dy=5mm, dz=5mm

Reference Value = 13.256 V/m; Power Drift = 0.04 dB

Peak SAR (extrapolated) = 0.478 W/kg

**SAR(1 g) = 0.285 mW/g; SAR(10 g) = 0.154 mW/g**

Maximum value of SAR (measured) = 0.356 mW/g





Test Laboratory: Compliance Certification Services Inc.

January 14, 2012

## IEEE 802.11g-Body Up Low CH1

**DUT: GSM Mobile Phone; Type: U-660-2; Seril: 355015019763830**

Communication System: IEEE 802.11g; Communication System Band: ISM 2.4GHz Band; Frequency: 2412 MHz; Communication System PAR: 0 dB Medium parameters used (interpolated):  $f = 2412$  MHz;  $\sigma = 1.94$  mho/m;  $\epsilon_r = 51.68$ ;  $\rho = 1000$  kg/m<sup>3</sup>

Phantom section: Flat Section

Measurement Standard: DASYS5 (IEEE/IEC/ANSI C63.19-2007)

DASY5 Configuration:

- Probe: EX3DV4 - SN3755; ConvF(7.06, 7.06, 7.06); Calibrated: 1/20/2011
- Sensor-Surface: 2.5mm (Mechanical Surface Detection)
- Electronics: DAE4 Sn1245; Calibrated: 1/11/2012
- Phantom: Twin SAM Phantom; Type: QD 000 P40 CD; Serial: 1609
- Measurement SW: DASYS2, Version 52.6 (1); SEMCAD X Version 14.4.2 (2595)

## IEEE 802.11g/IEEE 802.11g Body Up Low CH1/Area Scan (6x10x1):

Measurement grid: dx=15mm, dy=15mm

Maximum value of SAR (measured) = 0.312 mW/g

## IEEE 802.11g/IEEE 802.11g Body Up Low CH1/Zoom Scan

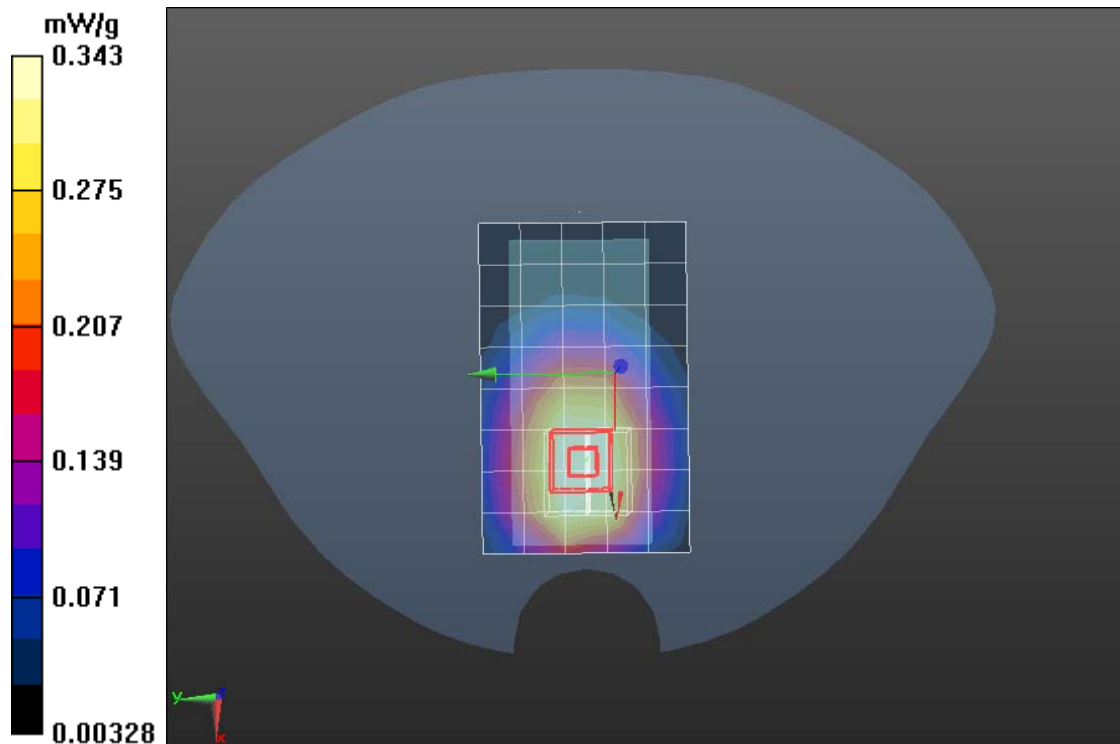
(7x7x9)/Cube 0: Measurement grid: dx=5mm, dy=5mm, dz=5mm

Reference Value = 9.785 V/m; Power Drift = 0.03 dB

Peak SAR (extrapolated) = 0.478 W/kg

**SAR(1 g) = 0.257 mW/g; SAR(10 g) = 0.146 mW/g**

Maximum value of SAR (measured) = 0.343 mW/g





Test Laboratory: Compliance Certification Services Inc.

January 14, 2012

## IEEE 802.11g-Body Middle CH6

**DUT: GSM Mobile Phone; Type: U-660-2; Seril: 355015019763830**

Communication System: IEEE 802.11g; Communication System Band: ISM 2.4GHz Band; Frequency: 2437 MHz; Communication System PAR: 0 dB Medium parameters used (interpolated):  $f = 2437$  MHz;  $\sigma = 1.95$  mho/m;  $\epsilon_r = 52.70$ ;  $\rho = 1000$  kg/m<sup>3</sup>

Phantom section: Flat Section

Measurement Standard: DASY5 (IEEE/IEC/ANSI C63.19-2007)

DASY5 Configuration:

- Probe: EX3DV4 - SN3755; ConvF(7.06, 7.06, 7.06); Calibrated: 1/20/2011
- Sensor-Surface: 2.5mm (Mechanical Surface Detection)
- Electronics: DAE4 Sn1245; Calibrated: 1/11/2012
- Phantom: Twin SAM Phantom; Type: QD 000 P40 CD; Serial: 1609
- Measurement SW: DASY52, Version 52.6 (1); SEMCAD X Version 14.4.2 (2595)

## IEEE 802.11g/IEEE 802.11g Body Up Middle CH6/Area Scan (6x10x1):

Measurement grid: dx=15mm, dy=15mm

Maximum value of SAR (measured) = 0.351 mW/g

## IEEE 802.11g/IEEE 802.11g Body Up Middle CH6/Zoom Scan

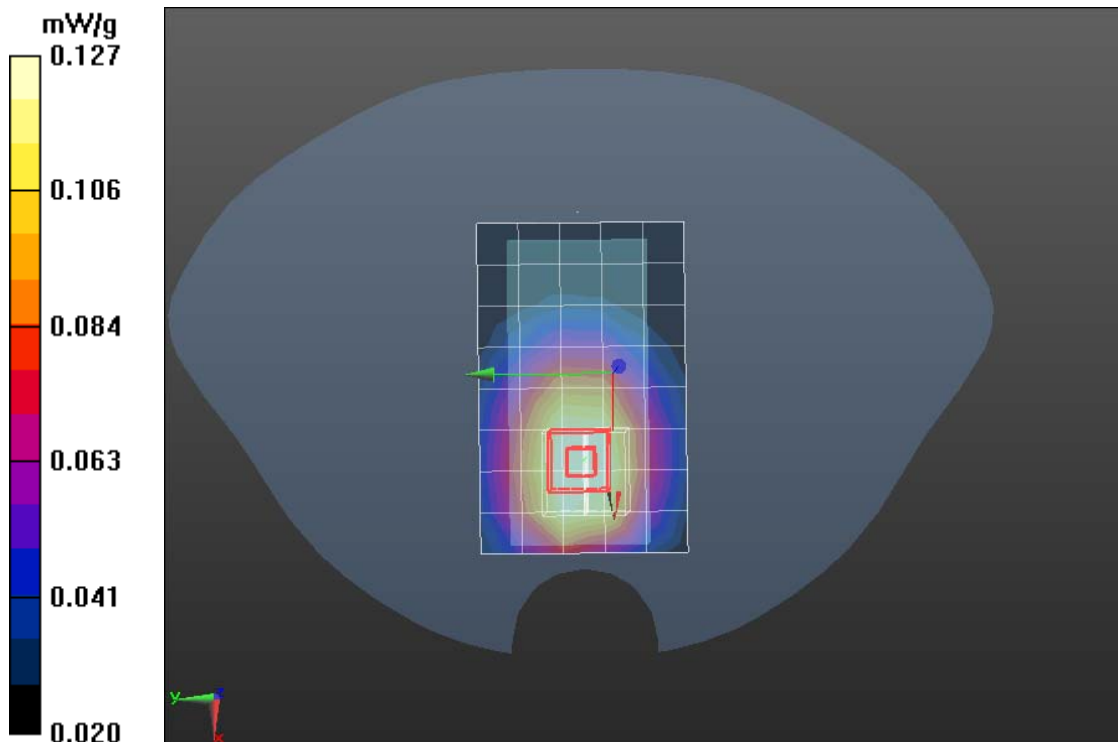
(7x7x9)/Cube 0: Measurement grid: dx=5mm, dy=5mm, dz=5mm

Reference Value = 9.810 V/m; Power Drift = 0.06 dB

Peak SAR (extrapolated) = 0.502 W/kg

**SAR(1 g) = 0.112 mW/g; SAR(10 g) = 0.145 mW/g**

Maximum value of SAR (measured) = 0.127 mW/g





Test Laboratory: Compliance Certification Services Inc.

January 14, 2012

## IEEE 802.11g-Body Up High CH11

**DUT: GSM Mobile Phone; Type: U-660-2; Seril: 355015019763830**

Communication System: IEEE 802.11g; Communication System Band: ISM 2.4GHz Band; Frequency: 2462 MHz; Communication System PAR: 0 dB Medium parameters used (interpolated):  $f = 2462$  MHz;  $\sigma = 1.96$  mho/m;  $\epsilon_r = 53.84$ ;  $\rho = 1000$  kg/m<sup>3</sup>

Phantom section: Flat Section

Measurement Standard: DASYS (IEEE/IEC/ANSI C63.19-2007)

DASY5 Configuration:

- Probe: EX3DV4 - SN3755; ConvF(7.06, 7.06, 7.06); Calibrated: 1/20/2011
- Sensor-Surface: 2.5mm (Mechanical Surface Detection)
- Electronics: DAE4 Sn1245; Calibrated: 1/11/2012
- Phantom: Twin SAM Phantom; Type: QD 000 P40 CD; Serial: 1609
- Measurement SW: DASYS2, Version 52.6 (1); SEMCAD X Version 14.4.2 (2595)

## IEEE 802.11g/IEEE 802.11g Body Up High CH11/Area Scan (6x10x1):

Measurement grid: dx=15mm, dy=15mm

Maximum value of SAR (measured) = 0.178 mW/g

## IEEE 802.11g/IEEE 802.11g Body Up High CH11/Zoom Scan

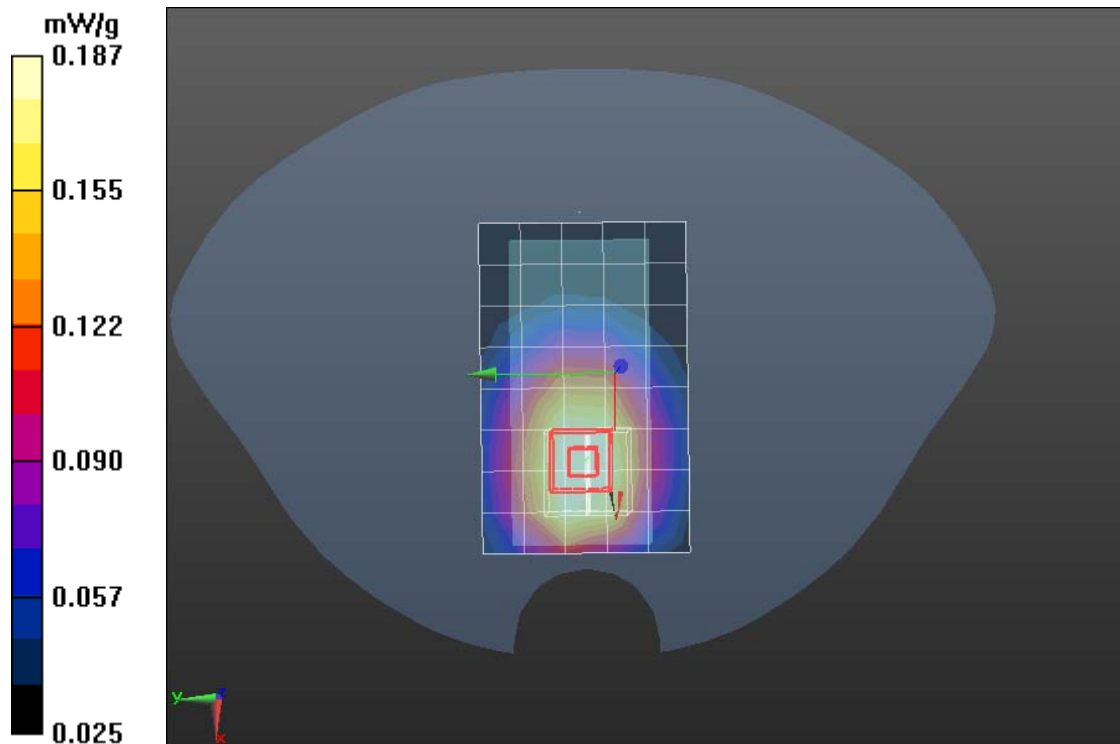
(7x7x9)/Cube 0: Measurement grid: dx=5mm, dy=5mm, dz=5mm

Reference Value = 9.853 V/m; Power Drift = 0.05 dB

Peak SAR (extrapolated) = 0.351 W/kg

**SAR(1 g) = 0.163 mW/g; SAR(10 g) = 0.101 mW/g**

Maximum value of SAR (measured) = 0.187 mW/g





Test Laboratory: Compliance Certification Services Inc.

January 14, 2012

## IEEE 802.11g-Body Down Low CH1

**DUT: GSM Mobile Phone; Type: U-660-2; Seril: 355015019763830**

Communication System: IEEE 802.11g; Communication System Band: ISM 2.4GHz Band; Frequency: 2412 MHz; Communication System PAR: 0 dB

Medium parameters used (interpolated):  $f = 2412$  MHz;  $\sigma = 1.94$  mho/m;  $\epsilon_r = 51.68$ ;  $\rho = 1000$  kg/m<sup>3</sup>

Phantom section: Flat Section

Measurement Standard: DASY5 (IEEE/IEC/ANSI C63.19-2007)

DASY5 Configuration:

- Probe: EX3DV4 - SN3755; ConvF(7.06, 7.06, 7.06); Calibrated: 1/20/2011
- Sensor-Surface: 2.5mm (Mechanical Surface Detection)
- Electronics: DAE4 Sn1245; Calibrated: 1/11/2012
- Phantom: Twin SAM Phantom; Type: QD 000 P40 CD; Serial: 1609
- Measurement SW: DASY52, Version 52.6 (1); SEMCAD X Version 14.4.2 (2595)

## IEEE 802.11g/IEEE 802.11g Body Down Low CH1/Area Scan (6x10x1):

Measurement grid: dx=15mm, dy=15mm

Maximum value of SAR (measured) = 0.423 mW/g

## IEEE 802.11g/IEEE 802.11g Body Down Low CH1/Zoom Scan

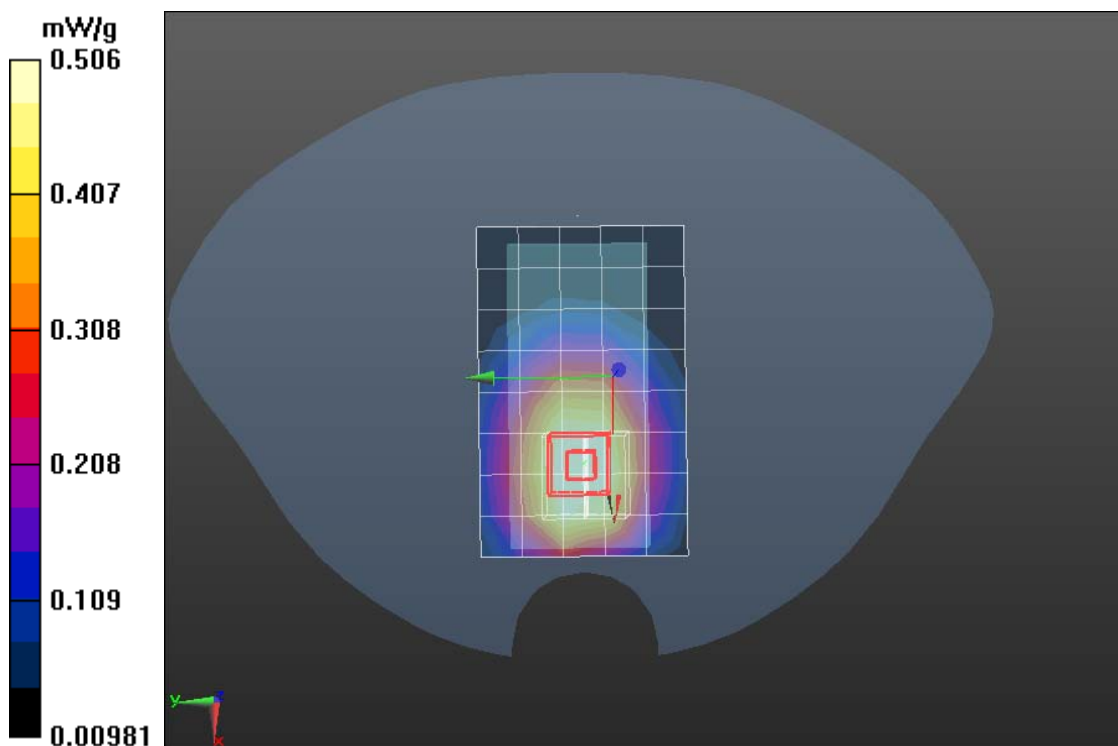
**(7x7x9)/Cube 0:** Measurement grid: dx=5mm, dy=5mm, dz=5mm

Reference Value = 12.220 V/m; Power Drift = -0.0029 dB

Peak SAR (extrapolated) = 0.642 W/kg

**SAR(1 g) = 0.316 mW/g; SAR(10 g) = 0.185 mW/g**

Maximum value of SAR (measured) = 0.506 mW/g





Test Laboratory: Compliance Certification Services Inc.

January 14, 2012

## IEEE 802.11g-Body Down Middle CH6

**DUT: GSM Mobile Phone; Type: U-660-2; Seril: 355015019763830**

Communication System: IEEE 802.11g; Communication System Band: ISM 2.4GHz Band; Frequency: 2437 MHz; Communication System PAR: 0 dB Medium parameters used (interpolated):  $f = 2437$  MHz;  $\sigma = 1.95$  mho/m;  $\epsilon_r = 52.70$ ;  $\rho = 1000$  kg/m<sup>3</sup>

Phantom section: Flat Section

Measurement Standard: DASYS (IEEE/IEC/ANSI C63.19-2007)

DASY5 Configuration:

- Probe: EX3DV4 - SN3755; ConvF(7.06, 7.06, 7.06); Calibrated: 1/20/2011
- Sensor-Surface: 2.5mm (Mechanical Surface Detection)
- Electronics: DAE4 Sn1245; Calibrated: 1/11/2012
- Phantom: Twin SAM Phantom; Type: QD 000 P40 CD; Serial: 1609
- Measurement SW: DASYS2, Version 52.6 (1); SEMCAD X Version 14.4.2 (2595)

## IEEE 802.11g/IEEE 802.11g Body Down Middle CH6/Area Scan

**(6x10x1):** Measurement grid: dx=15mm, dy=15mm

Maximum value of SAR (measured) = 0.444 mW/g

## IEEE 802.11g/IEEE 802.11g Body Down Middle CH6/Zoom Scan

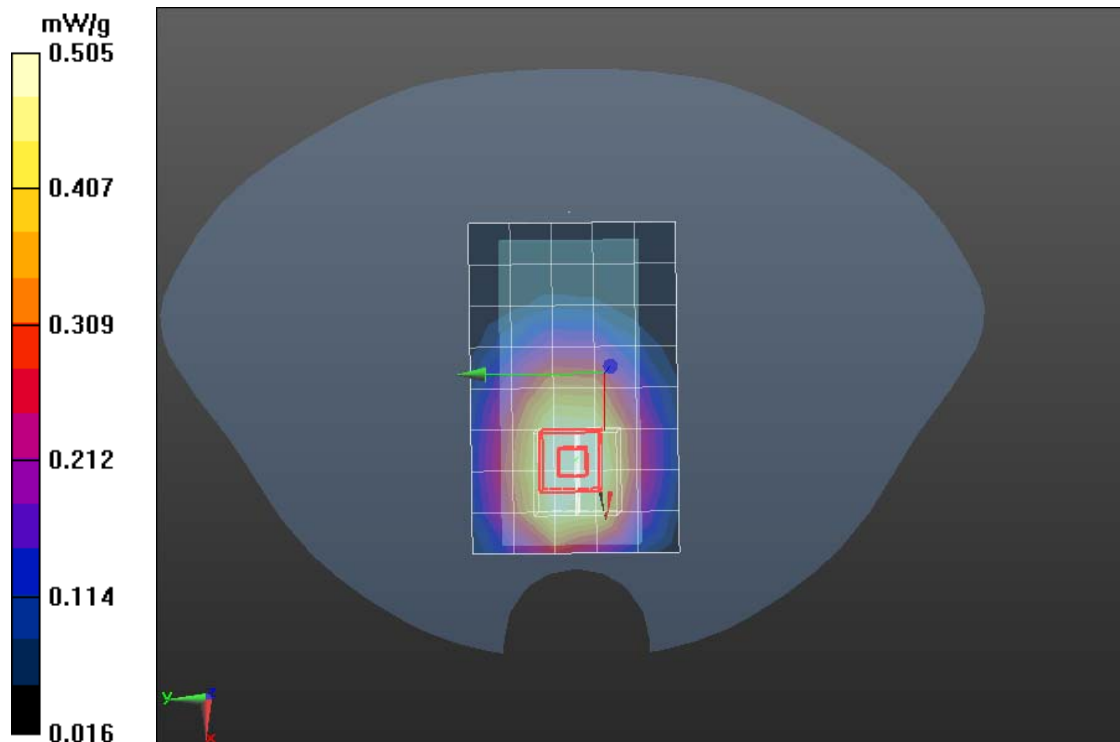
**(7x7x9)/Cube 0:** Measurement grid: dx=5mm, dy=5mm, dz=5mm

Reference Value = 12.250 V/m; Power Drift = 0.0013 dB

Peak SAR (extrapolated) = 0.788 W/kg

**SAR(1 g) = 0.326 mW/g; SAR(10 g) = 0.175mW/g**

Maximum value of SAR (measured) = 0.505 mW/g







Test Laboratory: Compliance Certification Services Inc.

January 14, 2012

## IEEE 802.11g-Body Down HighCH11

**DUT: GSM Mobile Phone; Type: U-660-2; Seril: 355015019763830**

Communication System: IEEE 802.11g; Communication System Band: ISM 2.4GHz Band;  
Frequency: 2462 MHz; Communication System PAR: 0 dB Medium parameters used (interpolated):  
 $f = 2462 \text{ MHz}$ ;  $\sigma = 1.96 \text{ mho/m}$ ;  $\epsilon_r = 53.84$ ;  $\rho = 1000 \text{ kg/m}^3$

Phantom section: Flat Section

Measurement Standard: DASYS (IEEE/IEC/ANSI C63.19-2007)

DASY5 Configuration:

- Probe: EX3DV4 - SN3755; ConvF(7.06, 7.06, 7.06); Calibrated: 1/20/2011
- Sensor-Surface: 2.5mm (Mechanical Surface Detection)
- Electronics: DAE4 Sn1245; Calibrated: 1/11/2012
- Phantom: Twin SAM Phantom; Type: QD 000 P40 CD; Serial: 1609
- Measurement SW: DASYS2, Version 52.6 (1); SEMCAD X Version 14.4.2 (2595)

## IEEE 802.11g/IEEE 802.11g Body Down HighCH11/Area Scan (6x10x1):

Measurement grid:  $dx=15\text{mm}$ ,  $dy=15\text{mm}$

Maximum value of SAR (measured) = 0.450 mW/g

## IEEE 802.11g/IEEE 802.11g Body Down HighCH11/Zoom Scan

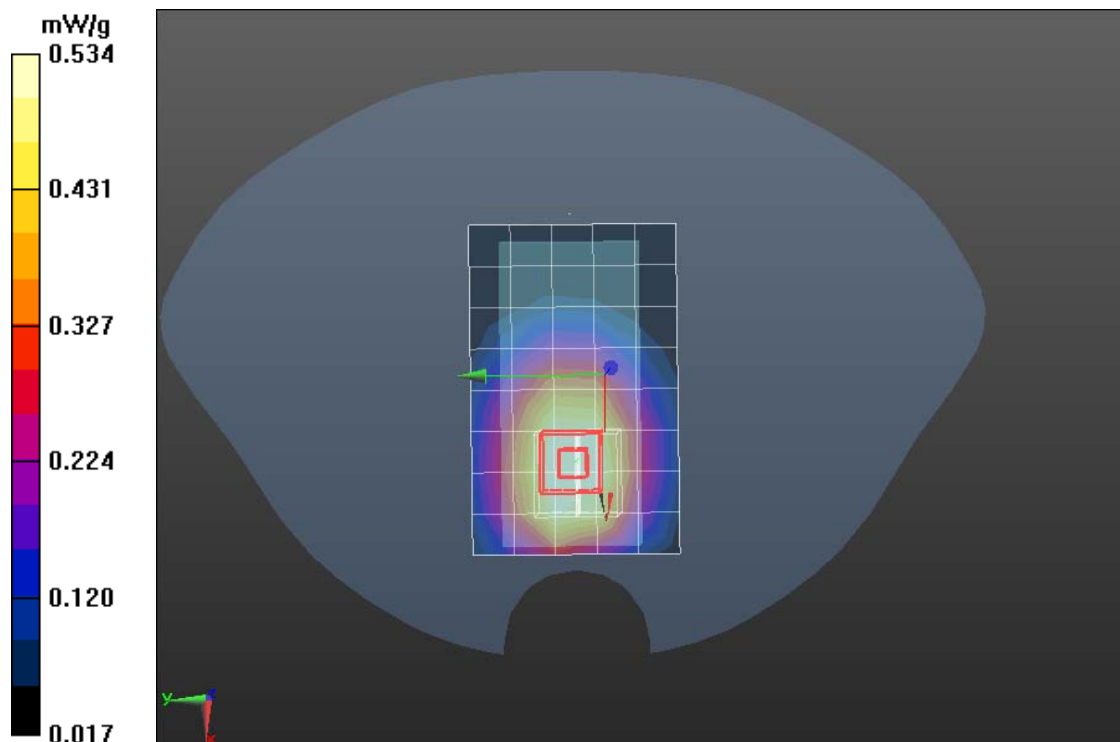
(7x7x9)/Cube 0: Measurement grid:  $dx=5\text{mm}$ ,  $dy=5\text{mm}$ ,  $dz=5\text{mm}$

Reference Value = 12.317 V/m; Power Drift = -0.0085 dB

Peak SAR (extrapolated) = 0.802 W/kg

**SAR(1 g) = 0.329 mW/g; SAR(10 g) = 0.177 mW/g**

Maximum value of SAR (measured) = 0.534 mW/g





Test Laboratory: Compliance Certification Services Inc.

January 14, 2012

## IEEE 802.11g-Right Head Cheek Low CH1

**DUT: GSM Mobile Phone; Type: U-660-2; Seril: 355015019763830**

Communication System: IEEE 802.11g; Communication System Band: ISM 2.4GHz Band; Frequency: 2412 MHz; Communication System PAR: 0 dB Medium parameters used (interpolated):  $f = 2412$  MHz;  $\sigma = 1.817$  mho/m;  $\epsilon_r = 38.149$ ;  $\rho = 1000$  kg/m<sup>3</sup>

Phantom section: Right Section

Measurement Standard: DASYS (IEEE/IEC/ANSI C63.19-2007)

DASY5 Configuration:

- Probe: EX3DV4 - SN3755; ConvF(7.07, 7.07, 7.07); Calibrated: 1/20/2011
- Sensor-Surface: 2.5mm (Mechanical Surface Detection)
- Electronics: DAE4 Sn1245; Calibrated: 1/11/2012
- Phantom: Twin SAM Phantom; Type: QD 000 P40 CD; Serial: 1609
- Measurement SW: DASYS2, Version 52.6 (1); SEMCAD X Version 14.4.2 (2595)

**IEEE 802.11g/Right Cheek Low CH1/Area Scan (6x10x1):** Measurement grid: dx=15mm, dy=15mm

Maximum value of SAR (measured) = 0.379 mW/g

**IEEE 802.11g/Right Cheek Low CH1/Zoom Scan (7x7x9)/Cube 0:**


Measurement grid: dx=5mm, dy=5mm, dz=5mm

Reference Value = 13.366 V/m; Power Drift = 0.06 dB

Peak SAR (extrapolated) = 0.273 W/kg

**SAR(1 g) = 0.122mW/g; SAR(10 g) = 0.092 mW/g**

Maximum value of SAR (measured) = 0.168 mW/g





Test Laboratory: Compliance Certification Services Inc.

January 14, 2012

## IEEE 802.11g-Right Head Cheek Middle CH6

**DUT: GSM Mobile Phone; Type: U-660-2; Seril: 355015019763830**

Communication System: IEEE 802.11g; Communication System Band: ISM 2.4GHz Band; Frequency: 2437 MHz; Communication System PAR: 0 dB Medium parameters used (interpolated):  $f = 2437$  MHz;  $\sigma = 1.818$  mho/m;  $\epsilon_r = 37.997$ ;  $\rho = 1000$  kg/m<sup>3</sup>

Phantom section: Right Section

Measurement Standard: DASY5 (IEEE/IEC/ANSI C63.19-2007)

DASY5 Configuration:

- Probe: EX3DV4 - SN3755; ConvF(7.07, 7.07, 7.07); Calibrated: 1/20/2011
- Sensor-Surface: 2.5mm (Mechanical Surface Detection)
- Electronics: DAE4 Sn1245; Calibrated: 1/11/2012
- Phantom: Twin SAM Phantom; Type: QD 000 P40 CD; Serial: 1609
- Measurement SW: DASY52, Version 52.6 (1); SEMCAD X Version 14.4.2 (2595)

## IEEE 802.11g/Right Cheek Middle CH6/Area Scan (6x10x1):

Measurement grid: dx=15mm, dy=15mm

Maximum value of SAR (measured) = 0.297 mW/g

## IEEE 802.11g/Right Cheek Middle CH6/Zoom Scan (7x7x9)/Cube 0:


Measurement grid: dx=5mm, dy=5mm, dz=5mm

Reference Value = 12.730 V/m; Power Drift = 0.02 dB

Peak SAR (extrapolated) = 0.662 W/kg

**SAR(1 g) = 0.240 mW/g; SAR(10 g) = 0.145 mW/g**

Maximum value of SAR (measured) = 0.383 mW/g





Test Laboratory: Compliance Certification Services Inc.

January 14, 2012

## IEEE 802.11g-Right Head Cheek High CH11

**DUT: GSM Mobile Phone; Type: U-660-2; Seril: 355015019763830**

Communication System: IEEE 802.11g; Communication System Band: ISM 2.4GHz Band; Frequency: 2462 MHz; Communication System PAR: 0 dB

Medium parameters used (interpolated):  $f = 2462$  MHz;  $\sigma = 1.874$  mho/m;  $\epsilon_r = 37.772$ ;  $\rho = 1000$  kg/m<sup>3</sup>

Phantom section: Right Section

Measurement Standard: DASYS (IEEE/IEC/ANSI C63.19-2007)

DASY5 Configuration:

- Probe: EX3DV4 - SN3755; ConvF(7.07, 7.07, 7.07); Calibrated: 1/20/2011
- Sensor-Surface: 2.5mm (Mechanical Surface Detection)
- Electronics: DAE4 Sn1245; Calibrated: 1/11/2012
- Phantom: Twin SAM Phantom; Type: QD 000 P40 CD; Serial: 1609
- Measurement SW: DASYS2, Version 52.6 (1); SEMCAD X Version 14.4.2 (2595)

**IEEE 802.11g/Right Cheek High CH11/Area Scan (6x10x1):** Measurement grid: dx=15mm, dy=15mm

Maximum value of SAR (measured) = 0.552 mW/g

**IEEE 802.11g/Right Cheek High CH11/Zoom Scan (7x7x9)/Cube 0:**


Measurement grid: dx=5mm, dy=5mm, dz=5mm

Reference Value = 12.756 V/m; Power Drift = -0.05dB

Peak SAR (extrapolated) = 0.760 W/kg

**SAR(1 g) = 0.310 mW/g; SAR(10 g) = 0.243 mW/g**

Maximum value of SAR (measured) = 0.557 mW/g





Test Laboratory: Compliance Certification Services Inc.

January 14, 2012

## IEEE 802.11g-Left Head Cheek Low CH1

**DUT: GSM Mobile Phone; Type: U-660-2; Seril: 355015019763830**

Communication System: IEEE 802.11g; Communication System Band: ISM 2.4GHz Band; Frequency: 2412 MHz; Communication System PAR: 0 dB Medium parameters used (interpolated):  $f = 2412$  MHz;  $\sigma = 1.823$  mho/m;  $\epsilon_r = 38.149$ ;  $\rho = 1000$  kg/m<sup>3</sup>

Phantom section: Left Section

Measurement Standard: DASY5 (IEEE/IEC/ANSI C63.19-2007)

DASY5 Configuration:

- Probe: EX3DV4 - SN3755; ConvF(7.07, 7.07, 7.07); Calibrated: 1/20/2011
- Sensor-Surface: 2.5mm (Mechanical Surface Detection)
- Electronics: DAE4 Sn1245; Calibrated: 1/11/2012
- Phantom: Twin SAM Phantom; Type: QD 000 P40 CD; Serial: 1609
- Measurement SW: DASY52, Version 52.6 (1); SEMCAD X Version 14.4.2 (2595)

**IEEE 802.11g/Left Cheek Low CH1/Area Scan (6x10x1):** Measurement grid: dx=15mm, dy=15mm

Maximum value of SAR (measured) = 0.150 mW/g

**IEEE 802.11g/Left Cheek Low CH1/Zoom Scan (7x7x9)/Cube 0:**


Measurement grid: dx=5mm, dy=5mm, dz=5mm

Reference Value = 11.497 V/m; Power Drift = -0.11dB

Peak SAR (extrapolated) = 0.4736 W/kg

**SAR(1 g) = 0.128mW/g; SAR(10 g) = 0.089 mW/g**

Maximum value of SAR (measured) = 0.152 mW/g





Test Laboratory: Compliance Certification Services Inc.

January 14, 2012

## IEEE 802.11g-Left Head Cheek Middle CH6

**DUT: GSM Mobile Phone; Type: U-660-2; Seril: 355015019763830**

Communication System: IEEE 802.11g; Communication System Band: ISM 2.4GHz Band; Frequency: 2437 MHz; Communication System PAR: 0 dB Medium parameters used (interpolated):  $f = 2437$  MHz;  $\sigma = 1.836$  mho/m;  $\epsilon_r = 37.997$ ;  $\rho = 1000$  kg/m<sup>3</sup>

Phantom section: Left Section

Measurement Standard: DASYS5 (IEEE/IEC/ANSI C63.19-2007)

DASY5 Configuration:

- Probe: EX3DV4 - SN3755; ConvF(7.07, 7.07, 7.07); Calibrated: 1/20/2011
- Sensor-Surface: 2.5mm (Mechanical Surface Detection)
- Electronics: DAE4 Sn1245; Calibrated: 1/11/2012
- Phantom: Twin SAM Phantom; Type: QD 000 P40 CD; Serial: 1609
- Measurement SW: DASYS2, Version 52.6 (1); SEMCAD X Version 14.4.2 (2595)

**IEEE 802.11g/Left Cheek Middle CH6/Area Scan (6x10x1):** Measurement grid: dx=15mm, dy=15mm

Maximum value of SAR (measured) = 0.153 mW/g

**IEEE 802.11g/Left Cheek Middle CH6/Zoom Scan (7x7x9)/Cube 0:**


Measurement grid: dx=5mm, dy=5mm, dz=5mm

Reference Value = 10.437 V/m; Power Drift = 0.03 dB

Peak SAR (extrapolated) = 0.359 W/kg

**SAR(1 g) = 0.127 mW/g; SAR(10 g) = 0.094 mW/g**

Maximum value of SAR (measured) = 0.203 mW/g





Test Laboratory: Compliance Certification Services Inc.

January 14, 2012

## IEEE 802.11g-Left Head Cheek High CH11

**DUT: GSM Mobile Phone; Type: U-660-2; Seril: 355015019763830**

Communication System: IEEE 802.11g; Communication System Band: ISM 2.4GHz Band; Frequency: 2462 MHz; Communication System PAR: 0 dB Medium parameters used (interpolated):  $f = 2462$  MHz;  $\sigma = 1.874$  mho/m;  $\epsilon_r = 37.772$ ;  $\rho = 1000$  kg/m<sup>3</sup>

Phantom section: Left Section

Measurement Standard: DASYS5 (IEEE/IEC/ANSI C63.19-2007)

DASY5 Configuration:

- Probe: EX3DV4 - SN3755; ConvF(7.07, 7.07, 7.07); Calibrated: 1/20/2011
- Sensor-Surface: 2.5mm (Mechanical Surface Detection)
- Electronics: DAE4 Sn1245; Calibrated: 1/11/2012
- Phantom: Twin SAM Phantom; Type: QD 000 P40 CD; Serial: 1609
- Measurement SW: DASYS2, Version 52.6 (1); SEMCAD X Version 14.4.2 (2595)

**IEEE 802.11g/Left Cheek High CH11/Area Scan (6x10x1):** Measurement grid: dx=15mm, dy=15mm

Maximum value of SAR (measured) = 0.280 mW/g

**IEEE 802.11g/Left Cheek High CH11/Zoom Scan (7x7x9)/Cube 0:**


Measurement grid: dx=5mm, dy=5mm, dz=5mm

Reference Value = 10.577 V/m; Power Drift = -0.14 dB

Peak SAR (extrapolated) = 0.564 W/kg

**SAR(1 g) = 0.217 mW/g; SAR(10 g) = 0.165 mW/g**

Maximum value of SAR (measured) = 0.295 mW/g





Test Laboratory: Compliance Certification Services Inc.

January 14, 2012

## IEEE 802.11g-Right Head Tilted Low CH1

**DUT: GSM Mobile Phone; Type: U-660-2; Seril: 355015019763830**

Communication System: IEEE 802.11g; Communication System Band: ISM 2.4GHz  
Band; Frequency: 2412 MHz; Communication System PAR: 0 dB

Medium parameters used (interpolated):  $f = 2412$  MHz;  $\sigma = 1.817$  mho/m;  $\epsilon_r = 38.149$ ;  
 $\rho = 1000$  kg/m<sup>3</sup>

Phantom section: Right Section

Measurement Standard: DASY5 (IEEE/IEC/ANSI C63.19-2007)

DASY5 Configuration:

- Probe: EX3DV4 - SN3755; ConvF(7.07, 7.07, 7.07); Calibrated: 1/20/2011
- Sensor-Surface: 2.5mm (Mechanical Surface Detection)
- Electronics: DAE4 Sn1245; Calibrated: 1/11/2012
- Phantom: Twin SAM Phantom; Type: QD 000 P40 CD; Serial: 1609
- Measurement SW: DASY52, Version 52.6 (1); SEMCAD X Version 14.4.2 (2595)

**IEEE 802.11g/Right Tilted Low CH1/Area Scan (6x10x1):** Measurement grid: dx=15mm, dy=15mm

Maximum value of SAR (measured) = 0.262 mW/g

**IEEE 802.11g/Right Tilted Low CH1/Zoom Scan (7x7x9)/Cube 0:**


Measurement grid: dx=5mm, dy=5mm, dz=5mm

Reference Value = 11.717 V/m; Power Drift = 0.01 dB

Peak SAR (extrapolated) = 0.375 W/kg

**SAR(1 g) = 0.210 mW/g; SAR(10 g) = 0.117 mW/g**

Maximum value of SAR (measured) = 0.267 mW/g







Test Laboratory: Compliance Certification Services Inc.

January 14, 2012

## IEEE 802.11g-Right Head Tilted Middle CH6

**DUT: GSM Mobile Phone; Type: U-660-2; Seril: 355015019763830**

Communication System: IEEE 802.11g; Communication System Band: ISM 2.4GHz  
Band; Frequency: 2437 MHz; Communication System PAR: 0 dB

Medium parameters used (interpolated):  $f = 2437$  MHz;  $\sigma = 1.818$  mho/m;  $\epsilon_r = 37.997$ ;  
 $\rho = 1000$  kg/m<sup>3</sup>

Phantom section: Right Section

Measurement Standard: DASYS (IEEE/IEC/ANSI C63.19-2007)

DASY5 Configuration:

- Probe: EX3DV4 - SN3755; ConvF(7.07, 7.07, 7.07); Calibrated: 1/20/2011
- Sensor-Surface: 2.5mm (Mechanical Surface Detection)
- Electronics: DAE4 Sn1245; Calibrated: 1/11/2012
- Phantom: Twin SAM Phantom; Type: QD 000 P40 CD; Serial: 1609
- Measurement SW: DASYS2, Version 52.6 (1); SEMCAD X Version 14.4.2 (2595)

**IEEE 802.11g/Right Tilted Middle CH6/Area Scan (6x10x1):** Measurement grid: dx=15mm, dy=15mm

Maximum value of SAR (measured) = 0.263 mW/g

**IEEE 802.11g/Right Tilted Middle CH6/Zoom Scan (7x7x9)/Cube 0:**


Measurement grid: dx=5mm, dy=5mm, dz=5mm

Reference Value = 11.802 V/m; Power Drift = 0.02 dB

Peak SAR (extrapolated) = 0.364 W/kg

**SAR(1 g) = 0.214 mW/g; SAR(10 g) = 0.115 mW/g**

Maximum value of SAR (measured) = 0.271 mW/g





Test Laboratory: Compliance Certification Services Inc.

January 14, 2012

## IEEE 802.11g-Right Head Tilted High CH11

**DUT: GSM Mobile Phone; Type: U-660-2; Seril: 355015019763830**

Communication System: IEEE 802.11g; Communication System Band: ISM 2.4GHz  
Band; Frequency: 2462 MHz; Communication System PAR: 0 dB

Medium parameters used (interpolated):  $f = 2462$  MHz;  $\sigma = 1.874$  mho/m;  $\epsilon_r = 37.772$ ;  
 $\rho = 1000$  kg/m<sup>3</sup>

Phantom section: Right Section

Measurement Standard: DASYS (IEEE/IEC/ANSI C63.19-2007)

DASY5 Configuration:

- Probe: EX3DV4 - SN3755; ConvF(7.07, 7.07, 7.07); Calibrated: 1/20/2011
- Sensor-Surface: 2.5mm (Mechanical Surface Detection)
- Electronics: DAE4 Sn1245; Calibrated: 1/11/2012
- Phantom: Twin SAM Phantom; Type: QD 000 P40 CD; Serial: 1609
- Measurement SW: DASY52, Version 52.6 (1); SEMCAD X Version 14.4.2 (2595)

**IEEE 802.11g/Right Tilted High CH11/Area Scan (6x10x1):** Measurement grid: dx=15mm, dy=15mm

Maximum value of SAR (measured) = 0.279 mW/g

**IEEE 802.11g/Right Tilted High CH11/Zoom Scan (7x7x9)/Cube 0:**


Measurement grid: dx=5mm, dy=5mm, dz=5mm

Reference Value = 11.813 V/m; Power Drift = 0.05 dB

Peak SAR (extrapolated) = 0.377 W/kg

**SAR(1 g) = 0.211 mW/g; SAR(10 g) = 0.114 mW/g**

Maximum value of SAR (measured) = 0.283 mW/g





Test Laboratory: Compliance Certification Services Inc.

January 14, 2012

## IEEE 802.11g-Left Head Tilted Low CH1

**DUT: GSM Mobile Phone; Type: U-660-2; Seril: 355015019763830**

Communication System: IEEE 802.11g; Communication System Band: ISM 2.4GHz Band; Frequency: 2412 MHz; Communication System PAR: 0 dB Medium parameters used (interpolated):  $f = 2412$  MHz;  $\sigma = 1.823$  mho/m;  $\epsilon_r = 38.149$ ;  $\rho = 1000$  kg/m<sup>3</sup>

Phantom section: Left Section

Measurement Standard: DASY5 (IEEE/IEC/ANSI C63.19-2007)

DASY5 Configuration:

- Probe: EX3DV4 - SN3755; ConvF(7.07, 7.07, 7.07); Calibrated: 1/20/2011
- Sensor-Surface: 2.5mm (Mechanical Surface Detection)
- Electronics: DAE4 Sn1245; Calibrated: 1/11/2012
- Phantom: Twin SAM Phantom; Type: QD 000 P40 CD; Serial: 1609
- Measurement SW: DASY52, Version 52.6 (1); SEMCAD X Version 14.4.2 (2595)

**IEEE 802.11g/Left Tilted Low CH1/Area Scan (6x10x1):** Measurement grid: dx=15mm, dy=15mm

Maximum value of SAR (measured) = 0.112 mW/g

**IEEE 802.11g/Left Tilted Low CH1/Zoom Scan (7x7x9)/Cube 0:**

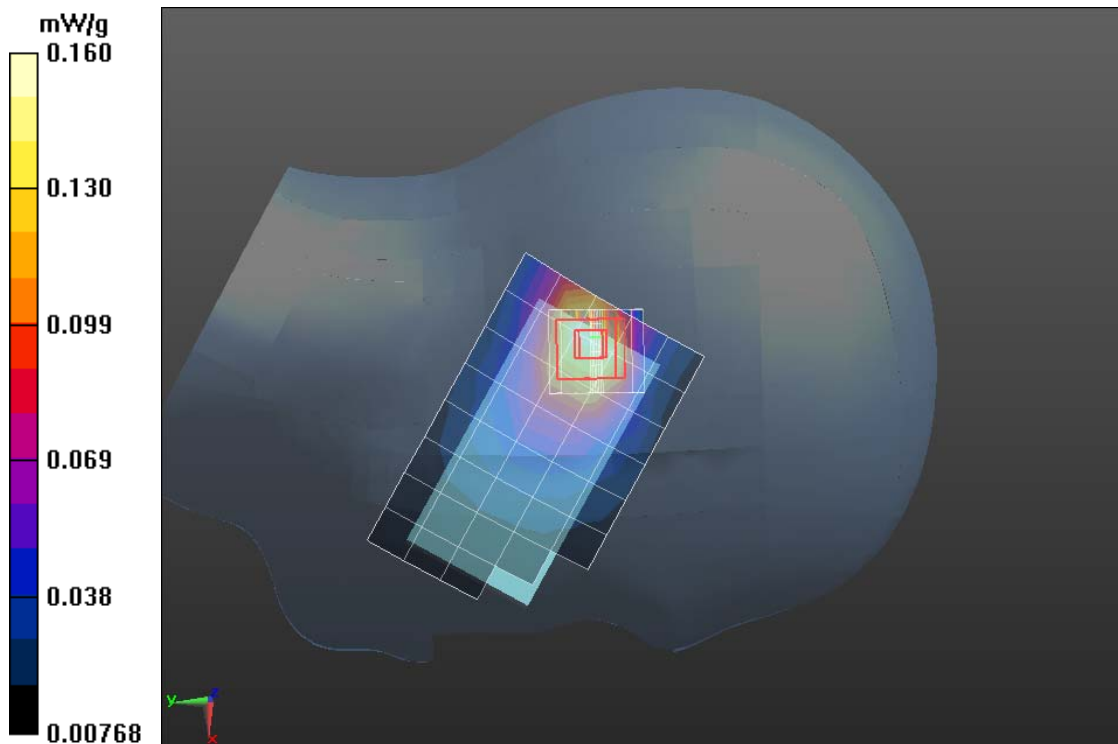
Measurement grid: dx=5mm, dy=5mm, dz=5mm

Reference Value = 13.032 V/m; Power Drift = 0.06 dB

Peak SAR (extrapolated) = 0.460 W/kg

**SAR(1 g) = 0.131 mW/g; SAR(10 g) = 0.101 mW/g**

Maximum value of SAR (measured) = 0.160 mW/g





Test Laboratory: Compliance Certification Services Inc.

January 14, 2012

## IEEE 802.11g-Left Head Tilted Middle CH6

**DUT: GSM Mobile Phone; Type: U-660-2; Seril: 355015019763830**

Communication System: IEEE 802.11g; Communication System Band: ISM 2.4GHz Band; Frequency: 2437 MHz; Communication System PAR: 0 dB

Medium parameters used (interpolated):  $f = 2437\text{MHz}$ ;  $\sigma = 1.883\text{ mho/m}$ ;  $\epsilon_r = 37.862$ ;  $\rho = 1000\text{ kg/m}^3$

Phantom section: Left Section

Measurement Standard: DASYS (IEEE/IEC/ANSI C63.19-2007)

DASY5 Configuration:

- Probe: EX3DV4 - SN3755; ConvF(7.07, 7.07, 7.07); Calibrated: 1/20/2011
- Sensor-Surface: 2.5mm (Mechanical Surface Detection)
- Electronics: DAE4 Sn1245; Calibrated: 1/11/2012
- Phantom: Twin SAM Phantom; Type: QD 000 P40 CD; Serial: 1609
- Measurement SW: DASYS2, Version 52.6 (1); SEMCAD X Version 14.4.2 (2595)

**IEEE 802.11g/Left Tilted Middle CH6/Area Scan (6x10x1):** Measurement grid:  $dx=15\text{mm}$ ,  $dy=15\text{mm}$

Maximum value of SAR (measured) = 0.332 mW/g

**IEEE 802.11g/Left Tilted Middle CH6/Zoom Scan (7x7x9)/Cube 0:**

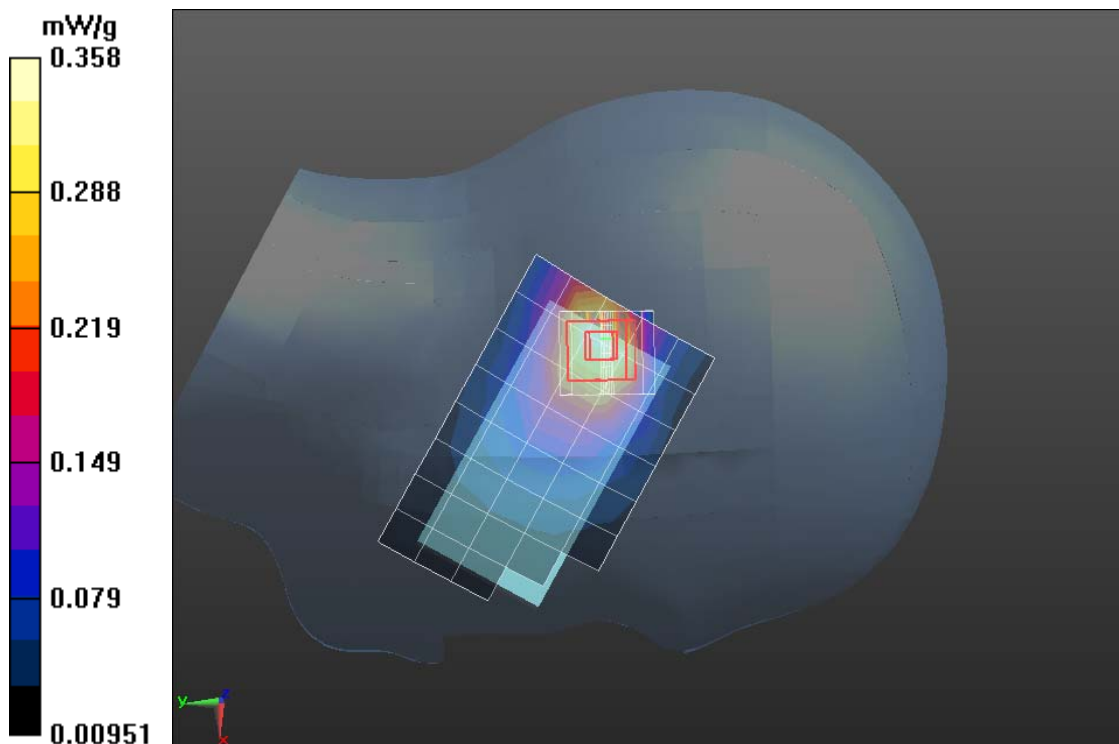
Measurement grid:  $dx=5\text{mm}$ ,  $dy=5\text{mm}$ ,  $dz=5\text{mm}$

Reference Value = 13.145 V/m; Power Drift = 0.11 dB

Peak SAR (extrapolated) = 0.489 W/kg

**SAR(1 g) = 0.276 mW/g; SAR(10 g) = 0.154 mW/g**

Maximum value of SAR (measured) = 0.358 mW/g





Test Laboratory: Compliance Certification Services Inc.

January 14, 2012

## IEEE 802.11g-Left Head Tilted High CH11

**DUT: GSM Mobile Phone; Type: U-660-2; Seril: 355015019763830**

Communication System: IEEE 802.11g; Communication System Band: ISM 2.4GHz  
Band; Frequency: 2462 MHz; Communication System PAR: 0 dB

Medium parameters used (interpolated):  $f = 2462$  MHz;  $\sigma = 1.883$  mho/m;  $\epsilon_r = 37.772$ ;  
 $\rho = 1000$  kg/m<sup>3</sup>

Phantom section: Left Section

Measurement Standard: DASYS (IEEE/IEC/ANSI C63.19-2007)

DASY5 Configuration:

- Probe: EX3DV4 - SN3755; ConvF(7.07, 7.07, 7.07); Calibrated: 1/20/2011
- Sensor-Surface: 2.5mm (Mechanical Surface Detection)
- Electronics: DAE4 Sn1245; Calibrated: 1/11/2012
- Phantom: Twin SAM Phantom; Type: QD 000 P40 CD; Serial: 1609
- Measurement SW: DASYS2, Version 52.6 (1); SEMCAD X Version 14.4.2 (2595)

**IEEE 802.11g/Left Tilted High CH11/Area Scan (6x10x1):** Measurement grid: dx=15mm, dy=15mm

Maximum value of SAR (measured) = 0.329 mW/g

**IEEE 802.11g/Left Tilted High CH11/Zoom Scan (7x7x9)/Cube 0:**

Measurement grid: dx=5mm, dy=5mm, dz=5mm

Reference Value = 13.256 V/m; Power Drift = 0.04 dB

Peak SAR (extrapolated) = 0.469 W/kg

**SAR(1 g) = 0.270 mW/g; SAR(10 g) = 0.143 mW/g**

Maximum value of SAR (measured) = 0.356 mW/g

