



Test Laboratory: Compliance Certification Services Inc.

System Performance Head Check-D850_2012.01.14

DUT: Dipole 850 MHz D835V2; Type: D835V2; SN:4d114

Communication System: CW; Frequency: 850 MHz

Medium parameters used: $f = 850$ MHz; $\sigma = 0.94$ mho/m; $\epsilon_r = 41.59$; $\rho = 1000$ kg/m³

Phantom section: Flat Section

Measurement Standard: DASYS (IEEE/IEC/ANSI C63.19-2007)

DASY5 Configuration:

- Probe: EX3DV4 - SN3755; ConvF(8.99, 8.99, 8.99); Calibrated: 1/20/2011
- Sensor-Surface: 3mm (Mechanical Surface Detection), Sensor-Surface: 4mm (Mechanical Surface Detection)
- Electronics: DAE4 Sn1245; Calibrated: 1/11/2012
- Phantom: Twin SAM Phantom; Type: QD 000 P40 CD; Serial: 1609
- Measurement SW: DASYS2, Version 52.6 (1); SEMCAD X Version 14.4.2 (2595)

System Performance Check at Frequencies below 1 GHz/d=15mm, Pin=250 mW, dist=3.0mm (EX-Probe)/Area Scan (7x12x1):

Measurement grid: dx=15mm, dy=15mm

Maximum value of SAR (measured) = 3.359mW/g

System Performance Check at Frequencies below 1 GHz/d=15mm, Pin=250 mW, dist=3.0mm (EX-Probe)/Zoom Scan (7x7x7)

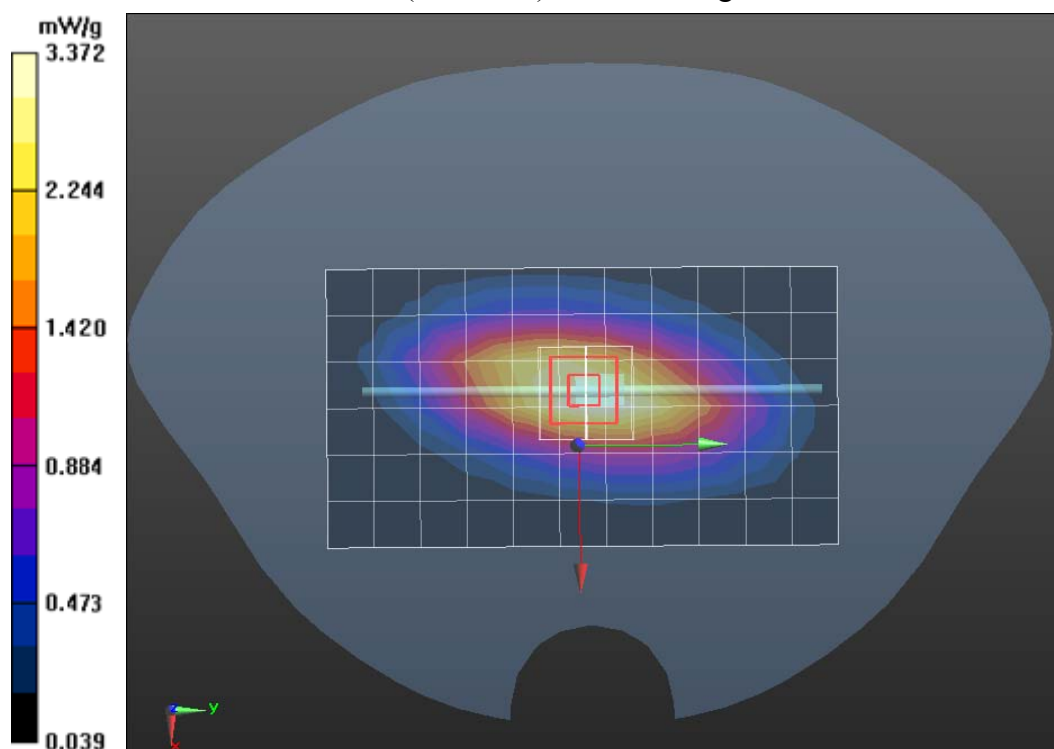
(7x7x7)/Cube 0: Measurement grid: dx=5mm, dy=5mm, dz=5mm

Reference Value = 58.77 V/m; Power Drift = 0.00052 dB

Peak SAR (extrapolated) = 3.654W/kg

SAR(1 g) = 2.42 mW/g; SAR(10 g) = 1.56 mW/g

Maximum value of SAR (measured) = 3.297 mW/g





Test Laboratory: Compliance Certification Services Inc.

System Performance Body Check-D850_2012.01.14

DUT: Dipole 850 MHz D835V2; Type: D835V2; SN:4d114

Communication System: CW; Frequency: 850 MHz

Medium parameters used: $f = 850$ MHz; $\sigma = 0.98$ mho/m; $\epsilon_r = 55.32$; $\rho = 1000$ kg/m³

Phantom section: Flat Section

Measurement Standard: DASYS (IEEE/IEC/ANSI C63.19-2007)

DASY5 Configuration:

- Probe: EX3DV4 - SN3755; ConvF(9.07, 9.07, 9.07); Calibrated: 1/20/2011
- Sensor-Surface: 3mm (Mechanical Surface Detection), Sensor-Surface: 4mm (Mechanical Surface Detection)
- Electronics: DAE4 Sn1245; Calibrated: 1/11/2012
- Phantom: Twin SAM Phantom; Type: QD 000 P40 CD; Serial: 1609
- Measurement SW: DASY52, Version 52.6 (1); SEMCAD X Version 14.4.2 (2595)

System Performance Check at Frequencies below 1 GHz/d=15mm, Pin=250 mW, dist=3.0mm (EX-Probe)/Area Scan (7x12x1):

Measurement grid: dx=15mm, dy=15mm

Maximum value of SAR (measured) = 3.297mW/g

System Performance Check at Frequencies below 1 GHz/d=15mm, Pin=250 mW, dist=3.0mm (EX-Probe)/Zoom Scan (7x7x7)

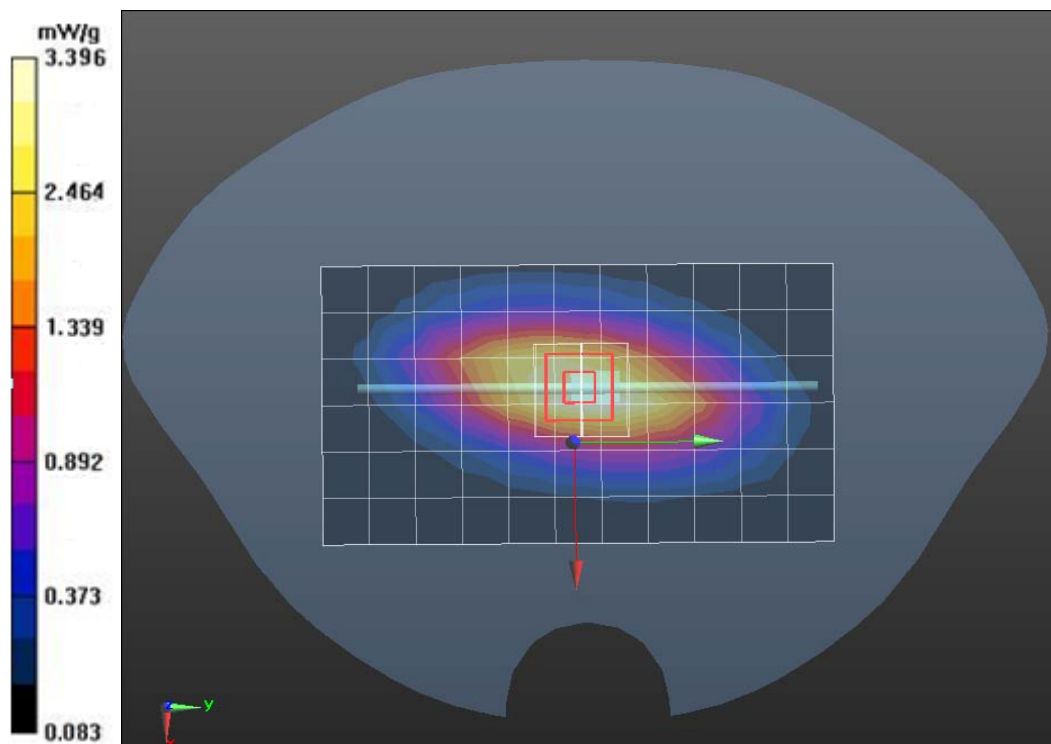
(7x7x7)/Cube 0: Measurement grid: dx=5mm, dy=5mm, dz=5mm

Reference Value = 58.74 V/m; Power Drift = 0.0021 dB

Peak SAR (extrapolated) = 3.437 W/kg

SAR(1 g) = 2.52 mW/g; SAR(10 g) = 1.65 mW/g

Maximum value of SAR (measured) = 3.355mW/g





Test Laboratory: Compliance Certification Services Inc.

System Performance Head Check-D1900_2012.01.14

DUT: Dipole 1900 MHz D1900V2; Type: D1900V2; Serial: D1900V2 - SN:5d136

Communication System: CW; Frequency: 1900 MHz

Medium parameters used: $f = 1900$ MHz; $\sigma = 1.39$ mho/m; $\epsilon_r = 39.97$ $\rho = 1000$ kg/m³

Phantom section: Flat Section

Measurement Standard: DASYS (IEEE/IEC/ANSI C63.19-2007)

DASY5 Configuration:

- Probe: EX3DV4 - SN3755; ConvF(7.84, 7.84, 7.84); Calibrated: 1/20/2011
- Sensor-Surface: 3mm (Mechanical Surface Detection), Sensor-Surface: 4mm (Mechanical Surface Detection)
- Electronics: DAE4 Sn1245; Calibrated: 1/11/2012
- Phantom: SAM1; Type: SAM; Serial: 1609
- Measurement SW: DASYS2, Version 52.6 (1); SEMCAD X Version 14.4.2 (2595)

System Performance Check at Frequencies above 1 GHz/d=10mm, Pin=250 mW, dist=3.0mm (EX-Probe) 2/Area Scan (7x7x1):

Measurement grid: dx=15mm, dy=15mm

Maximum value of SAR (measured) = 10.141 mW/g

System Performance Check at Frequencies above 1 GHz/d=10mm, Pin=250 mW, dist=3.0mm (EX-Probe) 2/Zoom Scan (7x7x7)

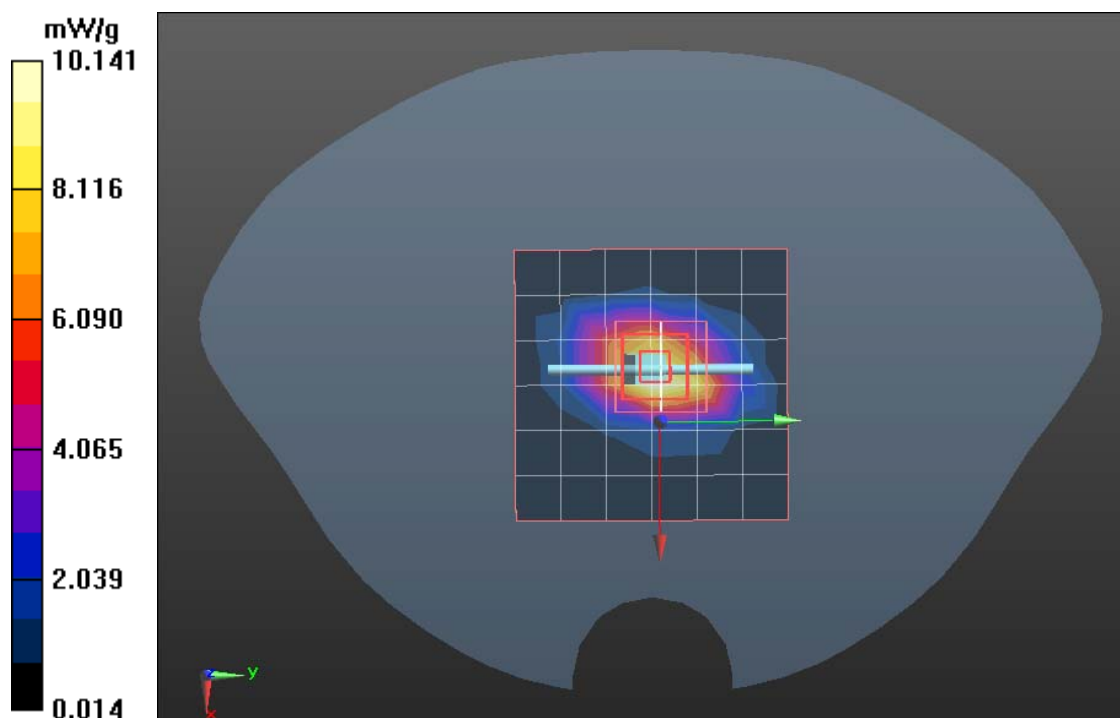
(7x7x7)/Cube 0: Measurement grid: dx=5mm, dy=5mm, dz=5mm

Reference Value = 104.61 V/m; Power Drift = 0.0032 dB

Peak SAR (extrapolated) = 16.549 W/kg

SAR(1 g) = 10.16 mW/g; SAR(10 g) = 5.22 mW/g

Maximum value of SAR (measured) = 10.919 mW/g





Test Laboratory: Compliance Certification Services Inc.

System Performance Body Check-D1900_2012.01.14

DUT: Dipole 1900 MHz D1900V2; Type: D1900V2; Serial: D1900V2 - SN:5d136

Communication System: CW; Frequency: 1900 MHz

Medium parameters used: $f = 1900$ MHz; $\sigma = 1.51$ mho/m; $\epsilon_r = 53.28$; $\rho = 1000$ kg/m³

Phantom section: Flat Section

Measurement Standard: DASYS (IEEE/IEC/ANSI C63.19-2007)

DASY5 Configuration:

- Probe: EX3DV4 - SN3755; ConvF(7.23, 7.23, 7.23); Calibrated: 1/20/2011
- Sensor-Surface: 3mm (Mechanical Surface Detection), Sensor-Surface: 4mm (Mechanical Surface Detection)
- Electronics: DAE4 Sn1245; Calibrated: 1/11/2012
- Phantom: SAM1; Type: SAM; Serial: 1609
- Measurement SW: DASY52, Version 52.6 (1); SEMCAD X Version 14.4.2 (2595)

System Performance Check at Frequencies above 1 GHz/d=10mm, Pin=250 mW, dist=3.0mm (EX-Probe) 2/Area Scan (7x7x1):

Measurement grid: dx=15mm, dy=15mm

Maximum value of SAR (measured) = 10.139 mW/g

System Performance Check at Frequencies above 1 GHz/d=10mm, Pin=250 mW, dist=3.0mm (EX-Probe) 2/Zoom Scan (7x7x7)

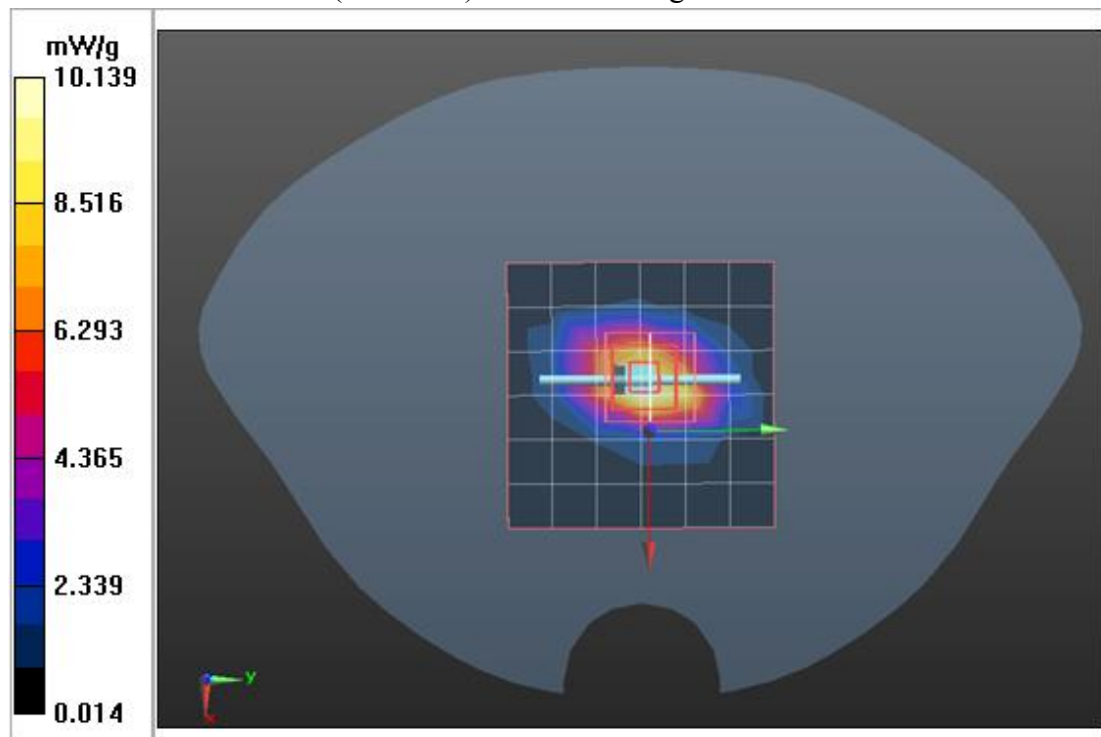
(7x7x7)/Cube 0: Measurement grid: dx=5mm, dy=5mm, dz=5mm

Reference Value = 104.3 V/m; Power Drift = 0.0001 dB

Peak SAR (extrapolated) = 15.529 W/kg

SAR(1 g) = 10.35 mW/g; SAR(10 g) = 5.15 mW/g

Maximum value of SAR (measured) = 10.953 mW/g





Test Laboratory: Compliance Certification Services Inc.

SystemPerformanceHeadCheck-D2450_2012.01.14

DUT: Dipole 2450 MHz D2450V2; Type: D2450V2; SN:817

Communication System: CW; Frequency: 2450 MHz

Medium parameters used: $f = 2450$ MHz; $\sigma = 1.81$ mho/m; $\epsilon_r = 39.41$; $\rho = 1000$ kg/m³

Phantom section: Flat Section

Measurement Standard: DASYS (IEEE/IEC/ANSI C63.19-2007)

DASY5 Configuration:

- Probe: EX3DV4 - SN3755; ConvF(7.07, 7.07, 7.07); Calibrated: 1/20/2011
- Sensor-Surface: 3mm (Mechanical Surface Detection), Sensor-Surface: 4mm (Mechanical Surface Detection)
- Electronics: DAE4 Sn1245; Calibrated: 1/11/2012
- Phantom: Twin SAM Phantom; Type: QD 000 P40 CD; Serial: 1609
- Measurement SW: DASYS2, Version 52.6 (1); SEMCAD X Version 14.4.2 (2595)

System Performance Check at Frequencies above 1 GHz/d=10mm, Pin=250 mW, dist=3.0mm (EX-Probe)/Area Scan (7x12x1): Measurement grid: dx=15mm, dy=15mm

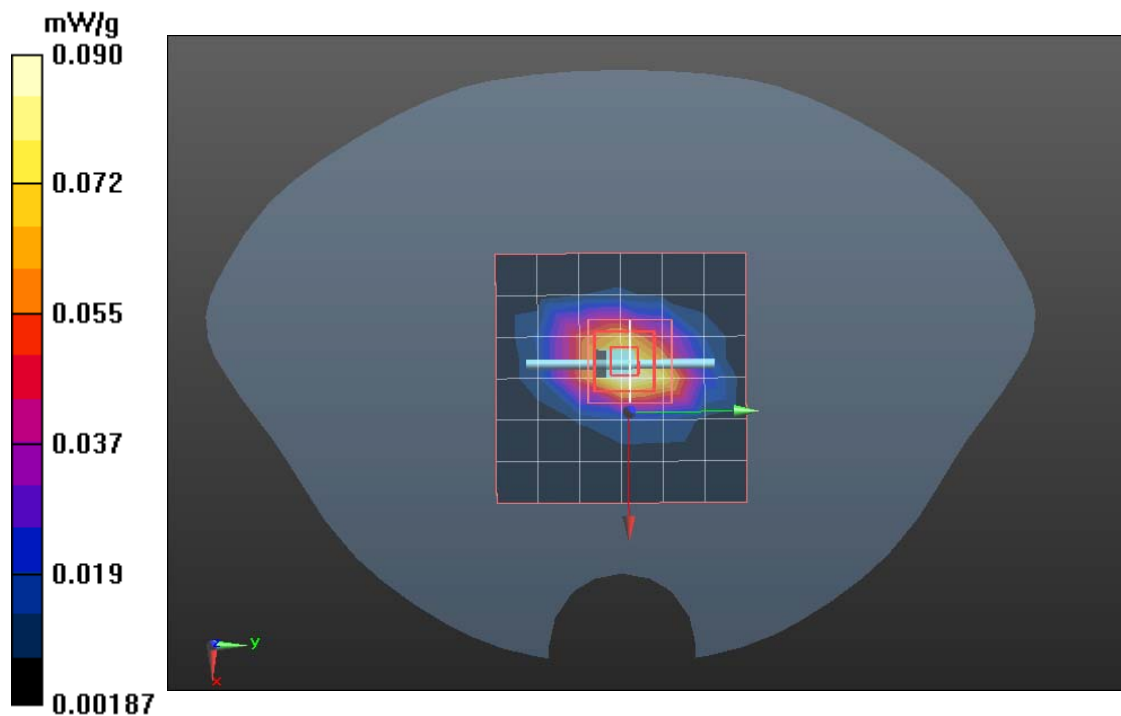
System Performance Check at Frequencies above 1 GHz/d=10mm, Pin=250 mW, dist=3.0mm (EX-Probe)/Zoom Scan (7x7x7) (7x7x7)/Cube 0: Measurement grid: dx=5mm, dy=5mm, dz=5mm

Reference Value = 103.55 V/m; Power Drift = 0.003 dB

Peak SAR (extrapolated) = 27.671 W/kg

SAR(1 g) = 13.59 mW/g; SAR(10 g) = 6.32 mW/g

Maximum value of SAR (measured) = 17.409 mW/g





Compliance Certification Services Inc.

Test Laboratory: Compliance Certification Services Inc.

System Performance Body Check-D2450_2012.01.14

DUT: Dipole 2450 MHz D2450V2; Type: D2450V2; SN:817

Communication System: CW; Frequency: 2450 MHz

Medium parameters used: $f = 2450$ MHz; $\sigma = 1.96$ mho/m; $\epsilon_r = 52.79$; $\rho = 1000$ kg/m³

Phantom section: Flat Section

Measurement Standard: DASYS (IEEE/IEC/ANSI C63.19-2007)

DASY5 Configuration:

- Probe: EX3DV4 - SN3755; ConvF(7.06, 7.06, 7.06); Calibrated: 1/20/2011
- Sensor-Surface: 3mm (Mechanical Surface Detection), Sensor-Surface: 4mm (Mechanical Surface Detection)
- Electronics: DAE4 Sn1245; Calibrated: 1/11/2012
- Phantom: SAM1; Type: SAM; Serial: 1609
- Measurement SW: DASYS2, Version 52.6 (1); SEMCAD X Version 14.4.2 (2595)

System Performance Check at Frequencies above 1 GHz/d=10mm, Pin=250 mW, dist=3.0mm (EX-Probe) 2/Area Scan (7x7x1): Measurement grid: dx=15mm, dy=15mm

System Performance Check at Frequencies above 1 GHz/d=10mm, Pin=250 mW, dist=3.0mm (EX-Probe) 2/Zoom Scan (7x7x7)

(7x7x7)/Cube 0: Measurement grid: dx=5mm, dy=5mm, dz=5mm

Reference Value = 96.831V/m; Power Drift = 0.002 dB

Peak SAR (extrapolated) = 27.853W/kg

SAR(1 g) = 13.33mW/g; SAR(10 g) = 6.17mW/g

Maximum value of SAR (measured) = 17.413mW/g

