



Compliance Certification Services Inc.

GSM 850-Right Head Cheek Low CH128	2
GSM 850-Right Head Cheek Middle CH190	3
GSM 850-Right Head Cheek High CH251	4
GSM 850-Left Head Cheek Low CH128	5
GSM 850-Left Head Cheek Middle CH190	6
GSM 850-Left Head Cheek High CH251	7
GSM 850-Right Head Tilted Low CH128	8
GSM 850-Right Head Tilted Middle CH190	9
GSM 850-Right Head Tilted High CH251	10
GSM 850-Left Head Tilted Low CH128	11
GSM 850-Left Head Tilted Middle CH190	12
GSM 850-Left Head Tilted High CH251	13
GSM 850-Body Up High CH251	14
GSM 850-Body Down High CH251	15
GPRS 850-Body Up High CH251	16
GPRS 850-Body Down High CH251	17
PCS-1900-Right Head Cheek Low CH512	18
PCS-1900-Right Head Cheek Middle CH661	19
PCS-1900-Right Head Cheek High CH810	20
PCS 1900-Left Head Cheek Low CH512	21
PCS 1900-Left Head Cheek Middle CH661	22
PCS 1900-Left Head Cheek High CH810	23
PCS-1900-Right Head Tilted Low CH512	24
PCS-1900-Right Head Tilted Middle CH661	25
PCS-1900-Right Head Tilted High CH810	26
PCS 1900-Left Head Tilted Low CH512	27
PCS 1900-Left Head Tilted Middle CH661	28
PCS 1900-Left Head Tilted High CH810	29
PCS1900-Body Up Middle CH661	30
PCS1900-Body Down Middle CH661	31
GPRS1900-Body Up Middle CH661	32
GPRS 1900-Body Down Middle CH661	33



Test Laboratory: Compliance Certification Services Inc.

December 28, 2011

GSM 850-Right Head Cheek Low CH128

DUT: GSM Mobile Phone; Type:U-530-2; Serial: N/A

Communication System: Generic GSM; Communication System Band: GSM 850

(824.0 - 849.0 MHz); Frequency: 824.2 MHz; Communication System PAR: 9.03 dB

Medium parameters used (interpolated): $f = 824.2$ MHz; $\sigma = 0.88$ mho/m; $\epsilon_r = 41.628$; $\rho = 1000$ kg/m³

Phantom section: Right Section

Measurement Standard: DASYS (IEEE/IEC/ANSI C63.19-2007)

DASY5 Configuration:

- Probe: EX3DV4 - SN3755; ConvF(8.99, 8.99, 8.99); Calibrated: 1/20/2011
- Sensor-Surface: 2.5mm (Mechanical Surface Detection)
- Electronics: DAE4 Sn1245; Calibrated: 1/11/2011
- Phantom: Twin SAM Phantom; Type: QD 000 P40 CD; Serial: 1609
- Measurement SW: DASY52, Version 52.6 (1); SEMCAD X Version 14.4.2 (2595)

GSM850/Right Head Cheek Low CH128/Area Scan (6x10x1):

Measurement grid: dx=15mm, dy=15mm

Maximum value of SAR (measured) = 0.337 mW/g

GSM850/Right Head Cheek Low CH128/Zoom Scan (7x7x7)/Cube 0:

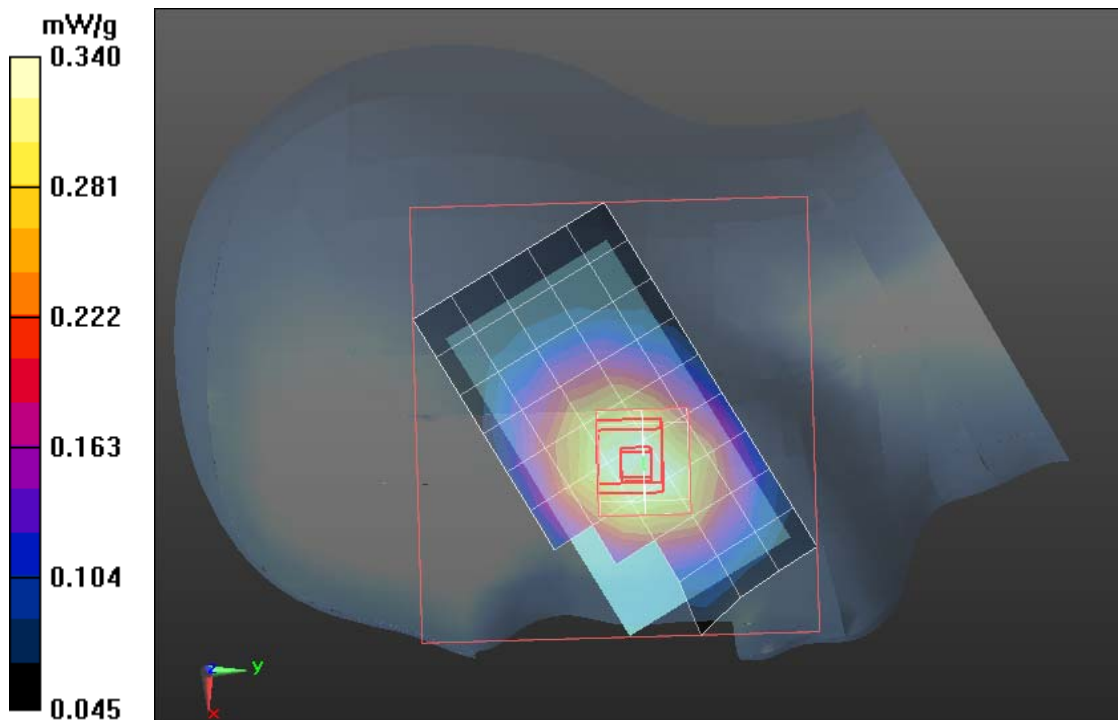
Measurement grid: dx=5mm, dy=5mm, dz=5mm

Reference Value = 7.750 V/m; Power Drift = 0.14 dB

Peak SAR (extrapolated) = 0.393 W/kg

SAR(1 g) = 0.325 mW/g; SAR(10 g) = 0.254 mW/g

Maximum value of SAR (measured) = 0.340 mW/g





Test Laboratory: Compliance Certification Services Inc.

December 28,2011

GSM 850-Right Head Cheek Middle CH190

DUT: GSM Mobile Phone; Type:U-530-2; Serial: N/A

Communication System: Generic GSM; Communication System Band: GSM 850 (824.0 - 849.0 MHz); Frequency: 836.6 MHz;Communication System PAR: 9.03 dB
Medium parameters used (interpolated): $f = 836.6$ MHz; $\sigma = 0.89$ mho/m; $\epsilon_r = 41.458$; $\rho = 1000$ kg/m³

Phantom section: Right Section

Measurement Standard: DASY5 (IEEE/IEC/ANSI C63.19-2007)

DASY5 Configuration:

- Probe: EX3DV4 - SN3755; ConvF(8.99, 8.99, 8.99); Calibrated: 1/20/2011
- Sensor-Surface: 2.5mm (Mechanical Surface Detection)
- Electronics: DAE4 Sn1245; Calibrated: 1/11/2011
- Phantom: Twin SAM Phantom; Type: QD 000 P40 CD; Serial: 1609
- Measurement SW: DASY52, Version 52.6 (1); SEMCAD X Version 14.4.2 (2595)

GSM850/Right Head Cheek Middle CH190/Area Scan (6x10x1):

Measurement grid: dx=15mm, dy=15mm

Maximum value of SAR (measured) = 0.347 mW/g

GSM850/Right Head Cheek Middle CH190/Zoom Scan (7x7x7)/Cube 0:


Measurement grid: dx=5mm, dy=5mm, dz=5mm

Reference Value = 7.941 V/m; Power Drift = -0.06 dB

Peak SAR (extrapolated) = 0.401 W/kg

SAR(1 g) = 0.331 mW/g; SAR(10 g) = 0.259 mW/g

Maximum value of SAR (measured) = 0.349 mW/g





Test Laboratory: Compliance Certification Services Inc.

December 28,2011

GSM 850-Right Head Cheek High CH251

DUT: GSM Mobile Phone; Type:U-530-2; Serial: N/A

Communication System: Generic GSM; Communication System Band: GSM 850

(824.0 - 849.0 MHz); Frequency: 848.8 MHz;Communication System PAR: 9.03 dB

Medium parameters used (interpolated): $f = 848.8$ MHz; $\sigma = 0.899$ mho/m; $\epsilon_r = 41.327$;
 $\rho = 1000$ kg/m³

Phantom section: Right Section

Measurement Standard: DASYS (IEEE/IEC/ANSI C63.19-2007)

DASY5 Configuration:

- Probe: EX3DV4 - SN3755; ConvF(8.99, 8.99, 8.99); Calibrated: 1/20/2011
- Sensor-Surface: 2.5mm (Mechanical Surface Detection),
- Electronics: DAE4 Sn1245; Calibrated: 1/11/2011
- Phantom: Twin SAM Phantom; Type: QD 000 P40 CD; Serial: 1609
- Measurement SW: DASY52, Version 52.6 (1); SEMCAD X Version 14.4.2 (2595)

GSM850/Right Head Cheek High CH251/Area Scan (6x10x1):

Measurement grid: dx=15mm, dy=15mm

Maximum value of SAR (measured) = 0.369 mW/g

GSM850/Right Head Cheek High CH251/Zoom Scan (7x7x7)/Cube 0:

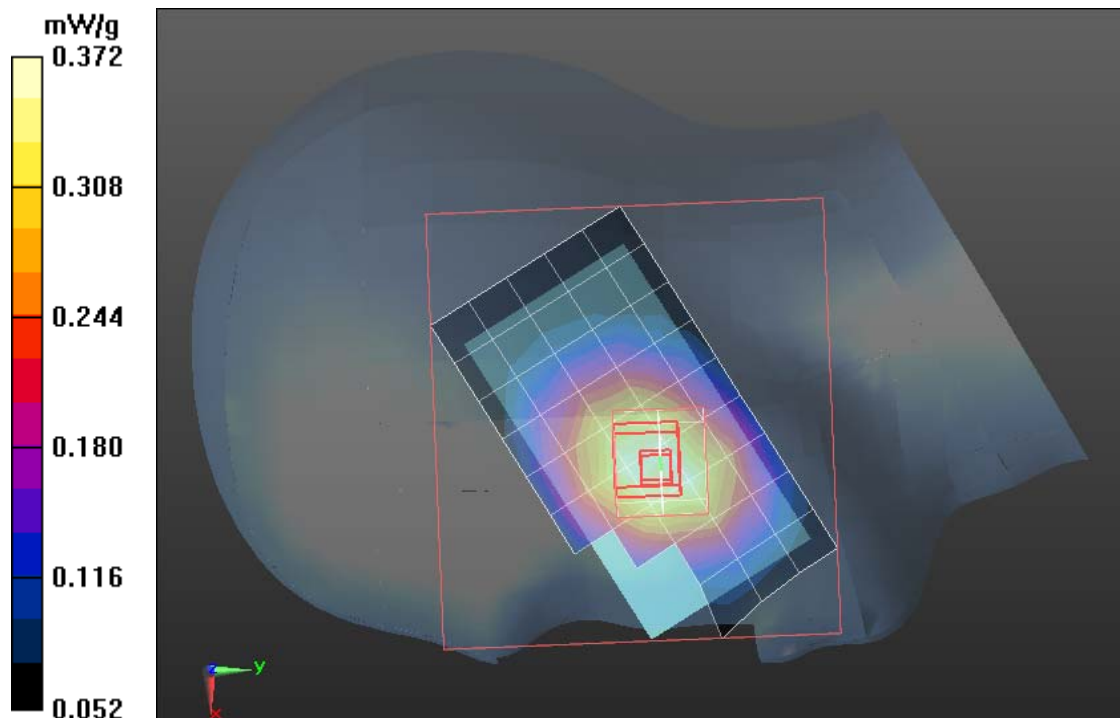
Measurement grid: dx=5mm, dy=5mm, dz=5mm

Reference Value = 8.097 V/m; Power Drift = 0.04 dB

Peak SAR (extrapolated) = 0.432 W/kg

SAR(1 g) = 0.354 mW/g; SAR(10 g) = 0.277 mW/g

Maximum value of SAR (measured) = 0.372 mW/g





Test Laboratory: Compliance Certification Services Inc.

December 28,2011

GSM 850-Left Head Cheek Low CH128

DUT: GSM Mobile Phone; Type:U-530-2; Serial: N/A

Communication System: Generic GSM; Communication System Band: GSM 850

(824.0 - 849.0 MHz); Frequency: 824.2 MHz;Communication System PAR: 9.03 dB

Medium parameters used (interpolated): $f = 824.2$ MHz; $\sigma = 0.88$ mho/m; $\epsilon_r = 41.628$; $\rho = 1000$ kg/m³

Phantom section: Left Section

Measurement Standard: DASYS (IEEE/IEC/ANSI C63.19-2007)

DASY5 Configuration:

- Probe: EX3DV4 - SN3755; ConvF(8.99, 8.99, 8.99); Calibrated: 1/20/2011
- Sensor-Surface: 2.5mm (Mechanical Surface Detection)
- Electronics: DAE4 Sn1245; Calibrated: 1/11/2011
- Phantom: Twin SAM Phantom; Type: QD 000 P40 CD; Serial: 1609
- Measurement SW: DASY52, Version 52.6 (1); SEMCAD X Version 14.4.2 (2595)

GSM850/Left Head Cheek Low CH128/Area Scan (6x10x1): Measurement grid: dx=15mm, dy=15mm

Maximum value of SAR (measured) = 0.369 mW/g

GSM850/Left Head Cheek Low CH128/Zoom Scan (7x7x9)/Cube 0:

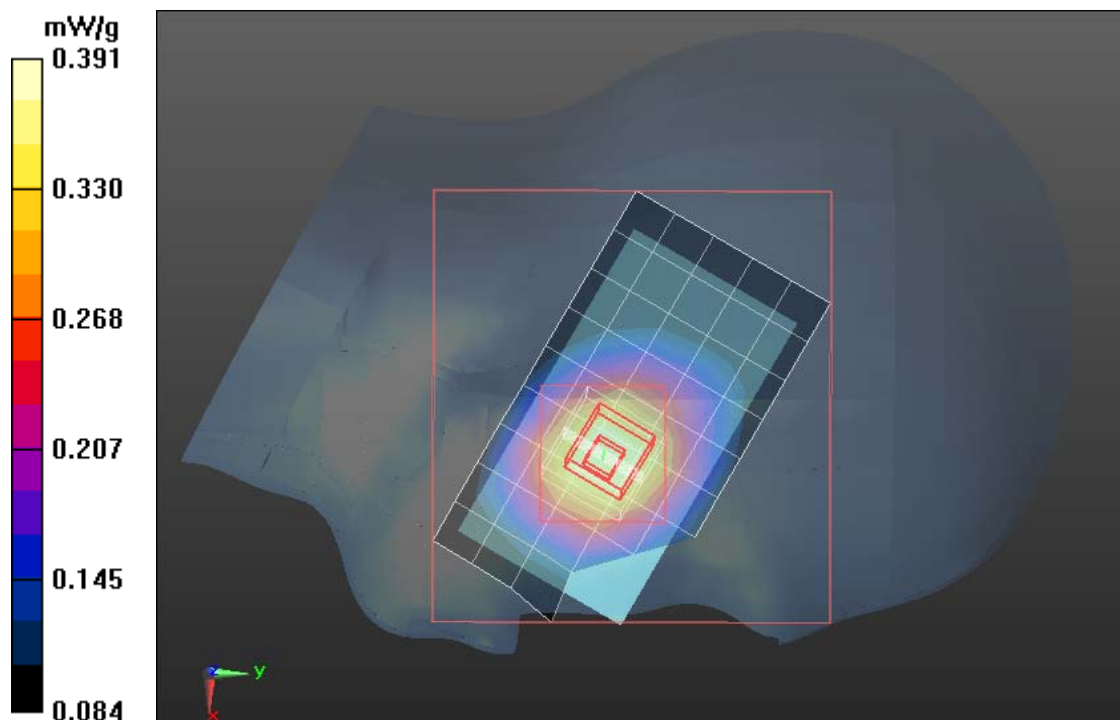
Measurement grid: dx=5mm, dy=5mm, dz=3mm

Reference Value = 6.789 V/m; Power Drift = -0.19 dB

Peak SAR (extrapolated) = 0.424 W/kg

SAR(1 g) = 0.352 mW/g; SAR(10 g) = 0.276 mW/g

Maximum value of SAR (measured) = 0.391 mW/g





Test Laboratory: Compliance Certification Services Inc.

December 28,2011

GSM 850-Left Head Cheek Middle CH190

DUT: GSM Mobile Phone; Type:U-530-2; Serial: N/A

Communication System: Generic GSM; Communication System Band: GSM 850

(824.0 - 849.0 MHz); Frequency: 836.6 MHz;Communication System PAR: 9.03 dB

Medium parameters used (interpolated): $f = 836.6$ MHz; $\sigma = 0.89$ mho/m; $\epsilon_r = 41.458$; $\rho = 1000$ kg/m³

Phantom section: Left Section

Measurement Standard: DASY5 (IEEE/IEC/ANSI C63.19-2007)

DASY5 Configuration:

- Probe: EX3DV4 - SN3755; ConvF(8.99, 8.99, 8.99); Calibrated: 1/20/2011
- Sensor-Surface: 2.5mm (Mechanical Surface Detection)
- Electronics: DAE4 Sn1245; Calibrated: 1/11/2011
- Phantom: Twin SAM Phantom; Type: QD 000 P40 CD; Serial: 1609
- Measurement SW: DASY52, Version 52.6 (1); SEMCAD X Version 14.4.2 (2595)

GSM850/Left Head Cheek Middle CH190/Area Scan (6x10x1):

Measurement grid: dx=15mm, dy=15mm

Maximum value of SAR (measured) = 0.380 mW/g

GSM850/Left Head Cheek Middle CH190/Zoom Scan (7x7x9)/Cube 0:


Measurement grid: dx=5mm, dy=5mm, dz=3mm

Reference Value = 6.208 V/m; Power Drift = -0.14 dB

Peak SAR (extrapolated) = 0.428 W/kg

SAR(1 g) = 0.360 mW/g; SAR(10 g) = 0.281 mW/g

Maximum value of SAR (measured) = 0.393 mW/g





Test Laboratory: Compliance Certification Services Inc.

December 28, 2011

GSM 850-Left Head Cheek High CH251

DUT: GSM Mobile Phone; Type:U-530-2; Serial: N/A

Communication System: Generic GSM; Communication System Band: GSM 850

(824.0 - 849.0 MHz); Frequency: 848.8 MHz; Communication System PAR: 9.03 dB

Medium parameters used (interpolated): $f = 848.8$ MHz; $\sigma = 0.899$ mho/m; $\epsilon_r = 41.327$;
 $\rho = 1000$ kg/m³

Phantom section: Left Section

Measurement Standard: DASYS (IEEE/IEC/ANSI C63.19-2007)

DASY5 Configuration:

- Probe: EX3DV4 - SN3755; ConvF(8.99, 8.99, 8.99); Calibrated: 1/20/2011
- Sensor-Surface: 2.5mm (Mechanical Surface Detection)
- Electronics: DAE4 Sn1245; Calibrated: 1/11/2011
- Phantom: Twin SAM Phantom; Type: QD 000 P40 CD; Serial: 1609
- Measurement SW: DASY52, Version 52.6 (1); SEMCAD X Version 14.4.2 (2595)

GSM850/Left Head Cheek High CH251/Area Scan (6x10x1): Measurement grid: dx=15mm, dy=15mm

Maximum value of SAR (measured) = 0.408 mW/g

GSM850/Left Head Cheek High CH251/Zoom Scan (7x7x9)/Cube 0:


Measurement grid: dx=5mm, dy=5mm, dz=3mm

Reference Value = 6.513 V/m; Power Drift = -0.01 dB

Peak SAR (extrapolated) = 0.466 W/kg

SAR(1 g) = 0.390 mW/g; SAR(10 g) = 0.304 mW/g

Maximum value of SAR (measured) = 0.431 mW/g





Test Laboratory: Compliance Certification Services Inc.

December 28, 2011

GSM 850-Right Head Tilted Low CH128

DUT: GSM Mobile Phone; Type:U-530-2; Serial: N/A

Communication System: Generic GSM; Communication System Band: GSM 850 (824.0 - 849.0 MHz); Frequency: 824.2 MHz; Communication System PAR: 9.03 dB
Medium parameters used (interpolated): $f = 824.2$ MHz; $\sigma = 0.88$ mho/m; $\epsilon_r = 41.628$; $\rho = 1000$ kg/m³

Phantom section: Right Section

Measurement Standard: DASYS (IEEE/IEC/ANSI C63.19-2007)

DASY5 Configuration:

- Probe: EX3DV4 - SN3755; ConvF(8.99, 8.99, 8.99); Calibrated: 1/20/2011
- Sensor-Surface: 2.5mm (Mechanical Surface Detection)
- Electronics: DAE4 Sn1245; Calibrated: 1/11/2011
- Phantom: Twin SAM Phantom; Type: QD 000 P40 CD; Serial: 1609
- Measurement SW: DASY52, Version 52.6 (1); SEMCAD X Version 14.4.2 (2595)

GSM850/Right Head Tilted Low CH128/Area Scan (6x10x1):

Measurement grid: dx=15mm, dy=15mm

Maximum value of SAR (measured) = 0.298 mW/g

GSM850/Right Head Tilted Low CH128/Zoom Scan (7x7x7)/Cube 0:

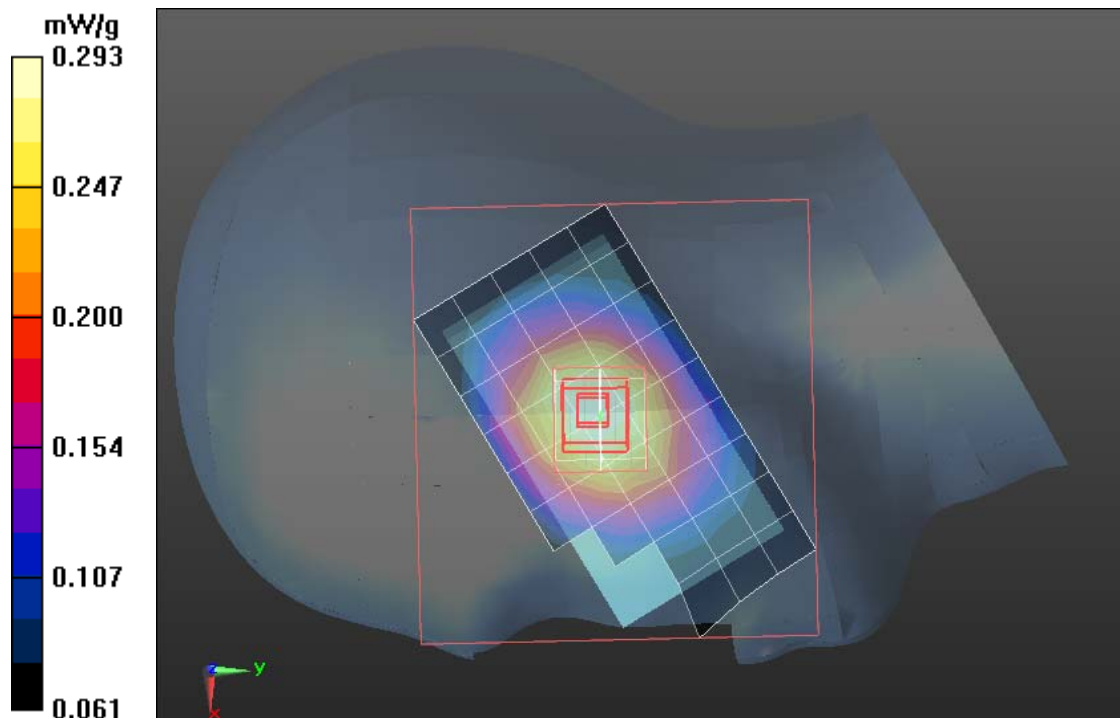
Measurement grid: dx=5mm, dy=5mm, dz=5mm

Reference Value = 12.477 V/m; Power Drift = -0.09 dB

Peak SAR (extrapolated) = 0.337 W/kg

SAR(1 g) = 0.281 mW/g; SAR(10 g) = 0.220 mW/g

Maximum value of SAR (measured) = 0.293 mW/g





Test Laboratory: Compliance Certification Services Inc.

December 28,2011

GSM 850-Right Head Tilted Middle CH190

DUT: GSM Mobile Phone; Type:U-530-2; Serial: N/A

Communication System: Generic GSM; Communication System Band: GSM 850 (824.0 - 849.0 MHz); Frequency: 836.6 MHz;Communication System PAR: 9.03 dB
Medium parameters used (interpolated): $f = 836.6$ MHz; $\sigma = 0.89$ mho/m; $\epsilon_r = 41.458$; $\rho = 1000$ kg/m³

Phantom section: Right Section

Measurement Standard: DASY5 (IEEE/IEC/ANSI C63.19-2007)

DASY5 Configuration:

- Probe: EX3DV4 - SN3755; ConvF(8.99, 8.99, 8.99); Calibrated: 1/20/2011
- Sensor-Surface: 2.5mm (Mechanical Surface Detection)
- Electronics: DAE4 Sn1245; Calibrated: 1/11/2011
- Phantom: Twin SAM Phantom; Type: QD 000 P40 CD; Serial: 1609
- Measurement SW: DASY52, Version 52.6 (1); SEMCAD X Version 14.4.2 (2595)

GSM850/Right Head Tilted Middle CH190/Area Scan (6x10x1):

Measurement grid: dx=15mm, dy=15mm

Maximum value of SAR (measured) = 0.304 mW/g

GSM850/Right Head Tilted Middle CH190/Zoom Scan (7x7x7)/Cube 0:

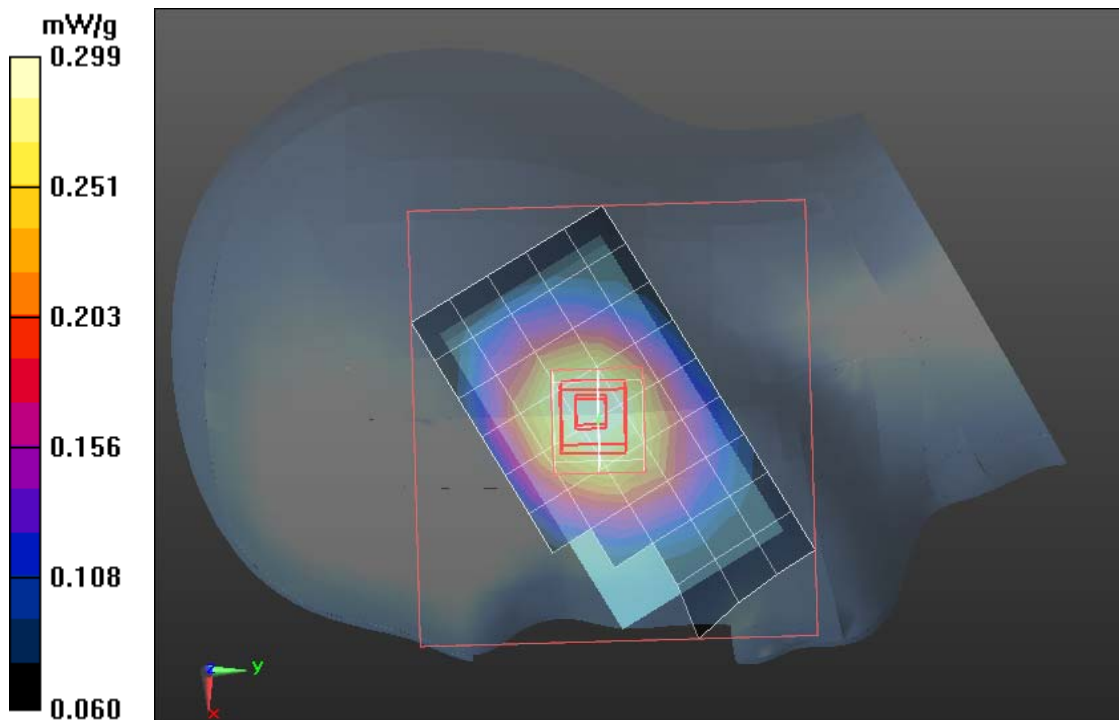
Measurement grid: dx=5mm, dy=5mm, dz=5mm

Reference Value = 12.499 V/m; Power Drift = -0.11 dB

Peak SAR (extrapolated) = 0.344 W/kg

SAR(1 g) = 0.287 mW/g; SAR(10 g) = 0.225 mW/g

Maximum value of SAR (measured) = 0.299 mW/g





Test Laboratory: Compliance Certification Services Inc.

December 28,2011

GSM 850-Right Head ilted High CH251

DUT: GSM Mobile Phone; Type:U-530-2; Serial: N/A

Communication System: Generic GSM; Communication System Band: GSM 850

(824.0 - 849.0 MHz); Frequency: 848.8 MHz;Communication System PAR: 9.03 dB

Medium parameters used (interpolated): $f = 848.8$ MHz; $\sigma = 0.899$ mho/m; $\epsilon_r = 41.327$;
 $\rho = 1000$ kg/m³

Phantom section: Right Section

Measurement Standard: DASYS (IEEE/IEC/ANSI C63.19-2007)

DASY5 Configuration:

- Probe: EX3DV4 - SN3755; ConvF(8.99, 8.99, 8.99); Calibrated: 1/20/2011
- Sensor-Surface: 2.5mm (Mechanical Surface Detection)
- Electronics: DAE4 Sn1245; Calibrated: 1/11/2011
- Phantom: Twin SAM Phantom; Type: QD 000 P40 CD; Serial: 1609
- Measurement SW: DASY52, Version 52.6 (1); SEMCAD X Version 14.4.2 (2595)

GSM850/Right Head Tilted High CH251/Area Scan (6x10x1):

Measurement grid: dx=15mm, dy=15mm

Maximum value of SAR (measured) = 0.328 mW/g

GSM850/Right Head Tilted High CH251/Zoom Scan (7x7x9)/Cube 0:

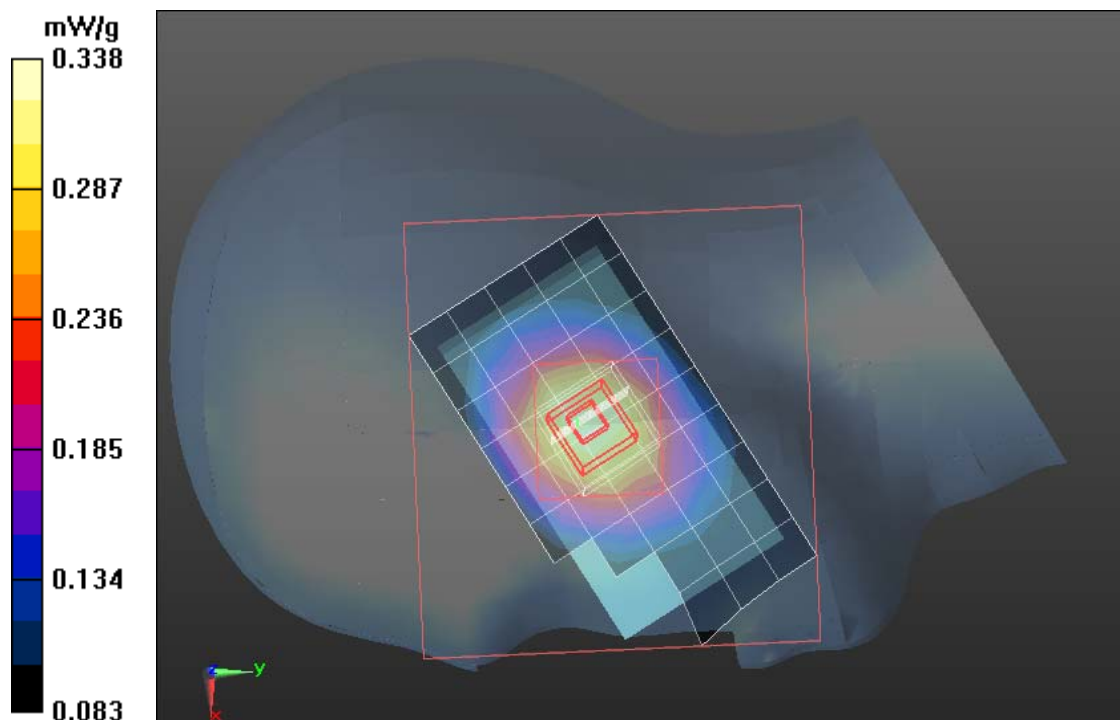
Measurement grid: dx=5mm, dy=5mm, dz=3mm

Reference Value = 12.716 V/m; Power Drift = -0.04 dB

Peak SAR (extrapolated) = 0.377 W/kg

SAR(1 g) = 0.307 mW/g; SAR(10 g) = 0.240 mW/g

Maximum value of SAR (measured) = 0.338 mW/g





Test Laboratory: Compliance Certification Services Inc.

December 28, 2011

GSM 850-Left Head Tilted Low CH128

DUT: GSM Mobile Phone; Type:U-530-2; Serial: N/A

Communication System: Generic GSM; Communication System Band: GSM 850

(824.0 - 849.0 MHz); Frequency: 824.2 MHz; Communication System PAR: 9.03 dB

Medium parameters used (interpolated): $f = 824.2$ MHz; $\sigma = 0.88$ mho/m; $\epsilon_r = 41.628$; $\rho = 1000$ kg/m³

Phantom section: Left Section

Measurement Standard: DASY5 (IEEE/IEC/ANSI C63.19-2007)

DASY5 Configuration:

- Probe: EX3DV4 - SN3755; ConvF(8.99, 8.99, 8.99); Calibrated: 1/20/2011
- Sensor-Surface: 2.5mm (Mechanical Surface Detection)
- Electronics: DAE4 Sn1245; Calibrated: 1/11/2011
- Phantom: Twin SAM Phantom; Type: QD 000 P40 CD; Serial: 1609
- Measurement SW: DASY52, Version 52.6 (1); SEMCAD X Version 14.4.2 (2595)

GSM850/Left Head Tilted Low CH128/Area Scan (6x10x1): Measurement grid: dx=15mm, dy=15mm

Maximum value of SAR (measured) = 0.252 mW/g

GSM850/Left Head Tilted Low CH128/Zoom Scan (7x7x9)/Cube 0:


Measurement grid: dx=5mm, dy=5mm, dz=3mm

Reference Value = 10.140 V/m; Power Drift = -0.14 dB

Peak SAR (extrapolated) = 0.285 W/kg

SAR(1 g) = 0.237 mW/g; SAR(10 g) = 0.188 mW/g

Maximum value of SAR (measured) = 0.261 mW/g





Test Laboratory: Compliance Certification Services Inc.

December 28,2011

GSM 850-Left Head Tilted Middle CH190

DUT: GSM Mobile Phone; Type:U-530-2; Serial: N/A

Communication System: Generic GSM; Communication System Band: GSM 850

(824.0 - 849.0 MHz); Frequency: 836.6 MHz;Communication System PAR: 9.03 dB

Medium parameters used (interpolated): $f = 836.6$ MHz; $\sigma = 0.89$ mho/m; $\epsilon_r = 41.458$; $\rho = 1000$ kg/m³

Phantom section: Left Section

Measurement Standard: DASY5 (IEEE/IEC/ANSI C63.19-2007)

DASY5 Configuration:

- Probe: EX3DV4 - SN3755; ConvF(8.99, 8.99, 8.99); Calibrated: 1/20/2011
- Sensor-Surface: 2.5mm (Mechanical Surface Detection)
- Electronics: DAE4 Sn1245; Calibrated: 1/11/2011
- Phantom: Twin SAM Phantom; Type: QD 000 P40 CD; Serial: 1609
- Measurement SW: DASY52, Version 52.6 (1); SEMCAD X Version 14.4.2 (2595)

GSM850/Left Head Tilted Middle CH190/Area Scan (6x10x1):

Measurement grid: dx=15mm, dy=15mm

Maximum value of SAR (measured) = 0.255 mW/g

GSM850/Left Head Tilted Middle CH190/Zoom Scan (7x7x9)/Cube 0:


Measurement grid: dx=5mm, dy=5mm, dz=3mm

Reference Value = 10.038 V/m; Power Drift = -0.12 dB

Peak SAR (extrapolated) = 0.287 W/kg

SAR(1 g) = 0.239 mW/g; SAR(10 g) = 0.190 mW/g

Maximum value of SAR (measured) = 0.263 mW/g





Test Laboratory: Compliance Certification Services Inc.

December 28,2011

GSM 850-Left Head Tilted High CH251

DUT: GSM Mobile Phone; Type:U-530-2; Serial: N/A

Communication System: Generic GSM; Communication System Band: GSM 850

(824.0 - 849.0 MHz); Frequency: 848.8 MHz;Communication System PAR: 9.03 dB

Medium parameters used (interpolated): $f = 848.8$ MHz; $\sigma = 0.899$ mho/m; $\epsilon_r = 41.327$;
 $\rho = 1000$ kg/m³

Phantom section: Left Section

Measurement Standard: DASY5 (IEEE/IEC/ANSI C63.19-2007)

DASY5 Configuration:

- Probe: EX3DV4 - SN3755; ConvF(8.99, 8.99, 8.99); Calibrated: 1/20/2011
- Sensor-Surface: 2.5mm (Mechanical Surface Detection)
- Electronics: DAE4 Sn1245; Calibrated: 1/11/2011
- Phantom: Twin SAM Phantom; Type: QD 000 P40 CD; Serial: 1609
- Measurement SW: DASY52, Version 52.6 (1); SEMCAD X Version 14.4.2 (2595)

GSM850/Left Head Tilted High CH251/Area Scan (6x10x1): Measurement grid: dx=15mm, dy=15mm

Maximum value of SAR (measured) = 0.273 mW/g

GSM850/Left Head Tilted High CH251/Zoom Scan (7x7x9)/Cube 0:


Measurement grid: dx=5mm, dy=5mm, dz=3mm

Reference Value = 10.433 V/m; Power Drift = -0.18 dB

Peak SAR (extrapolated) = 0.311 W/kg

SAR(1 g) = 0.258 mW/g; SAR(10 g) = 0.205 mW/g

Maximum value of SAR (measured) = 0.284 mW/g





Test Laboratory: Compliance Certification Services Inc.

December 28,2011

GSM 850-Body Up HighCH251

DUT: GSM Mobile Phone; Type:U-530-2; Serial: N/A

Communication System: Generic GSM; Communication System Band: GSM 850

(824.0 - 849.0 MHz); Frequency: 848.8 MHz;Communication System PAR: 9.03 dB

Medium parameters used (interpolated): $f = 848.8$ MHz; $\sigma = 1.05$ mho/m; $\epsilon_r = 54.98$; $\rho = 1000$ kg/m³

Phantom section: Flat Section

Measurement Standard: DASYS (IEEE/IEC/ANSI C63.19-2007)

DASY5 Configuration:

- Probe: EX3DV4 - SN3755; ConvF(9.07, 9.07, 9.07); Calibrated: 1/20/2011
- Sensor-Surface: 2.5mm (Mechanical Surface Detection)
- Electronics: DAE4 Sn1245; Calibrated: 1/11/2011
- Phantom: Twin SAM Phantom; Type: QD 000 P40 CD; Serial: 1609
- Measurement SW: DASYS2, Version 52.6 (1); SEMCAD X Version 14.4.2 (2595)

GSM 850/ GSM 850 Body Up HighCH251/Area Scan (6x10x1):

Measurement grid: dx=15mm, dy=15mm

Maximum value of SAR (measured) = 0.309 mW/g

GSM 850/ GSM 850 Body Up HighCH251/Zoom Scan (7x7x7)/Cube 0:

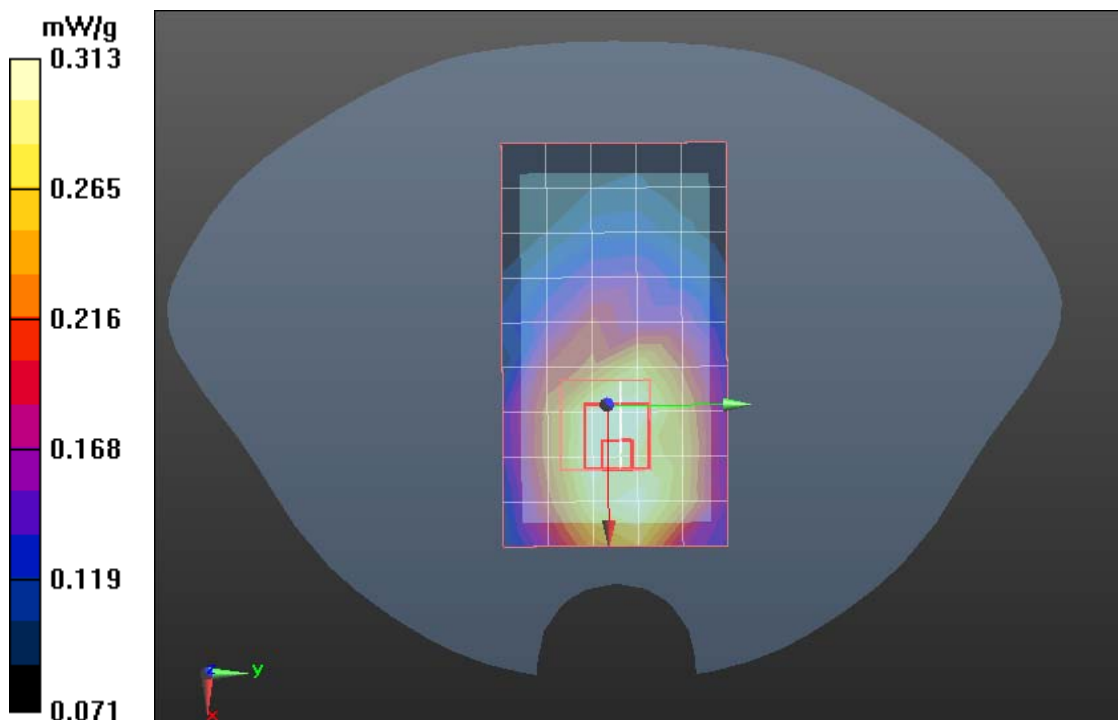
Measurement grid: dx=5mm, dy=5mm, dz=5mm

Reference Value = 16.636 V/m; Power Drift = 0.02 dB

Peak SAR (extrapolated) = 0.414 W/kg

SAR(1 g) = 0.297 mW/g; SAR(10 g) = 0.241 mW/g

Maximum value of SAR (measured) = 0.313 mW/g





Test Laboratory: Compliance Certification Services Inc.

December 28,2011

GSM 850-Body Down High CH251

DUT: GSM Mobile Phone; Type:U-530-2; Serial: N/A

Communication System: Generic GSM; Communication System Band: GSM 850 (824.0 - 849.0 MHz); Frequency: 848.8 MHz;Communication System PAR: 9.03 dB
Medium parameters used (interpolated): $f = 848.8$ MHz; $\sigma = 1.05$ mho/m; $\epsilon_r = 54.98$; $\rho = 1000$ kg/m³

Phantom section: Flat Section

Measurement Standard: DASYS (IEEE/IEC/ANSI C63.19-2007)

DASY5 Configuration:

- Probe: EX3DV4 - SN3755; ConvF(9.07, 9.07, 9.07); Calibrated: 1/20/2011
- Sensor-Surface: 2.5mm (Mechanical Surface Detection)
- Electronics: DAE4 Sn1245; Calibrated: 1/11/2011
- Phantom: Twin SAM Phantom; Type: QD 000 P40 CD; Serial: 1609
- Measurement SW: DASYS2, Version 52.6 (1); SEMCAD X Version 14.4.2 (2595)

GSM 850/ GSM 850 Body Down High CH251/Area Scan (6x10x1):

Measurement grid: dx=15mm, dy=15mm

Maximum value of SAR (measured) = 0.428 mW/g

GSM 850/ GSM 850 Body Down High CH251/Zoom Scan (7x7x7)/Cube

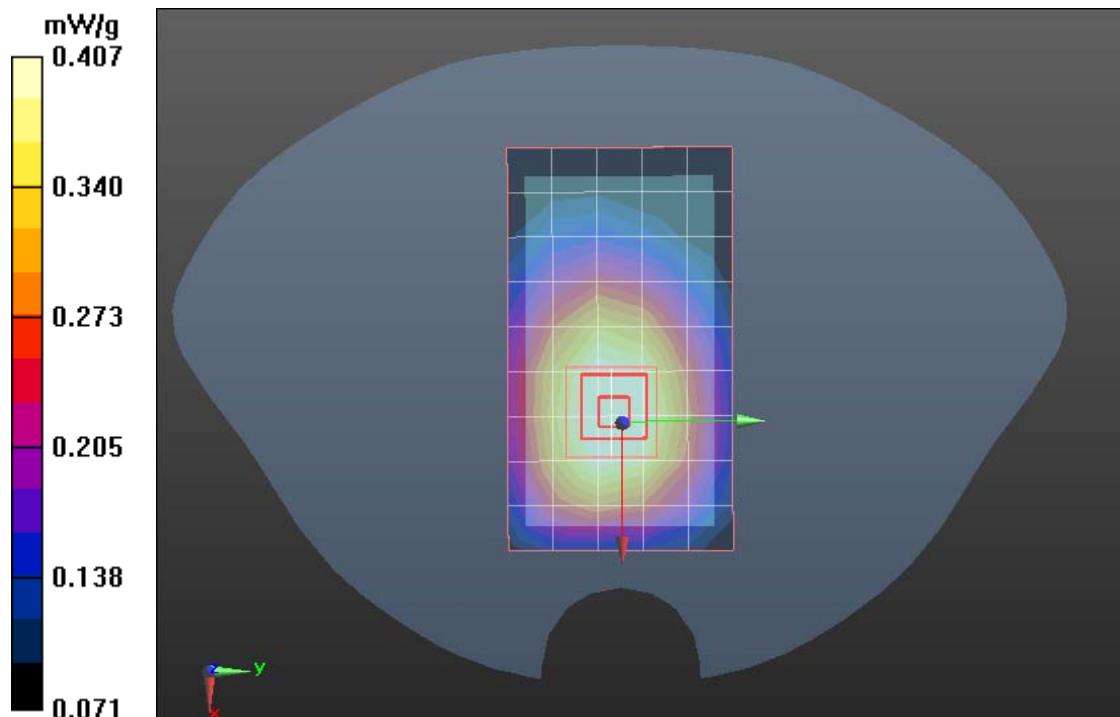
0: Measurement grid: dx=5mm, dy=5mm, dz=5mm

Reference Value = 20.613 V/m; Power Drift = -0.02 dB

Peak SAR (extrapolated) = 0.490 W/kg

SAR(1 g) = 0.388 mW/g; SAR(10 g) = 0.298 mW/g

Maximum value of SAR (measured) = 0.407 mW/g





Test Laboratory: Compliance Certification Services Inc.

December 28,2011

GPRS 850-Body Up High CH251

DUT: GSM Mobile Phone; Type:U-530-2; Serial: N/A

Communication System: Generic GPRS; Communication System Band: GPRS 850 (824.0 - 849.0 MHz); Frequency: 848.8 MHz;Communication System PAR: 3.01 dB
Medium parameters used (interpolated): $f = 848.8$ MHz; $\sigma = 1.05$ mho/m; $\epsilon_r = 54.98$; $\rho = 1000$ kg/m³

Phantom section: Flat Section

Measurement Standard: DASYS (IEEE/IEC/ANSI C63.19-2007)

DASY5 Configuration:

- Probe: EX3DV4 - SN3755; ConvF(9.07, 9.07, 9.07); Calibrated: 1/20/2011
- Sensor-Surface: 2.5mm (Mechanical Surface Detection)
- Electronics: DAE4 Sn1245; Calibrated: 1/11/2011
- Phantom: Twin SAM Phantom; Type: QD 000 P40 CD; Serial: 1609
- Measurement SW: DASY52, Version 52.6 (1); SEMCAD X Version 14.4.2 (2595)

GPRS 850/GPRS850 Body Up High CH190/Area Scan (6x10x1):

Measurement grid: dx=15mm, dy=15mm

Maximum value of SAR (measured) = 0.312 mW/g

GPRS 850/GPRS850 Body Up High CH190/Zoom Scan (7x7x7)/Cube 0:

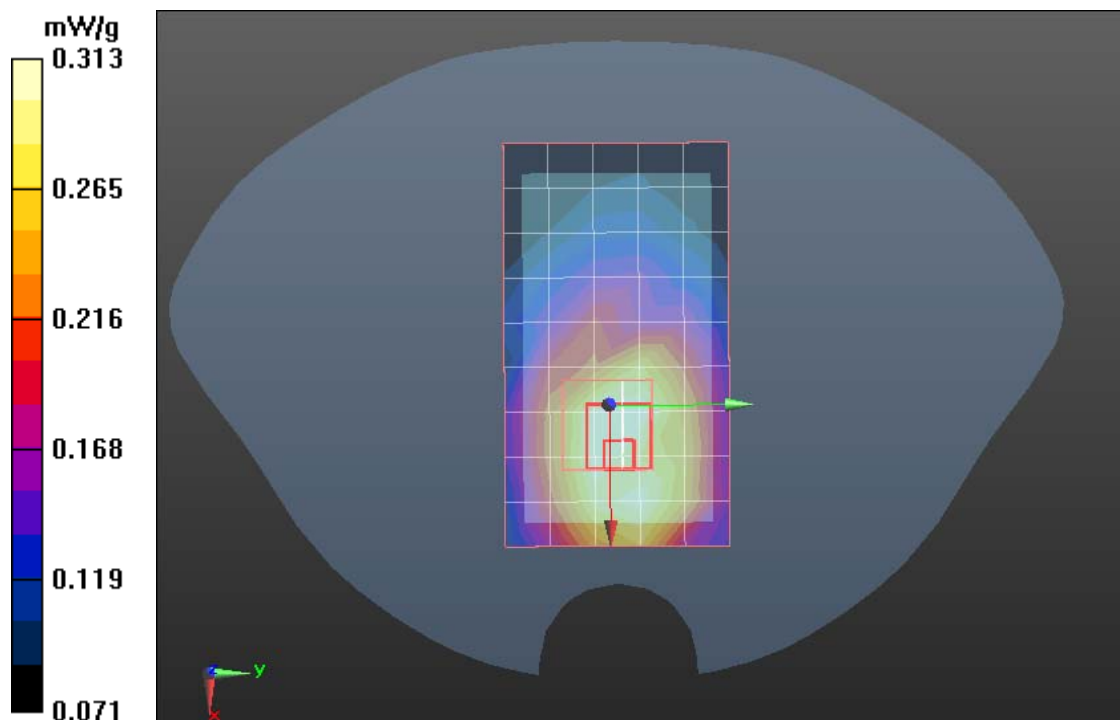
Measurement grid: dx=5mm, dy=5mm, dz=5mm

Reference Value = 16.636 V/m; Power Drift = 0.02 dB

Peak SAR (extrapolated) = 0.417 W/kg

SAR(1 g) = 0.291 mW/g; SAR(10 g) = 0.238 mW/g

Maximum value of SAR (measured) = 0.313 mW/g





Test Laboratory: Compliance Certification Services Inc.

December 28,2011

GPRS 850-Body Down High CH251

DUT: GSM Mobile Phone; Type:U-530-2; Serial: N/A

Communication System: Generic GPRS; Communication System Band: GPRS 850 (824.0 - 849.0 MHz); Frequency: 848.8 MHz;Communication System PAR: 3.01 dB
Medium parameters used (interpolated): $f = 848.8$ MHz; $\sigma = 1.05$ mho/m; $\epsilon_r = 54.98$; $\rho = 1000$ kg/m³

Phantom section: Flat Section

Measurement Standard: DASYS (IEEE/IEC/ANSI C63.19-2007)

DASY5 Configuration:

- Probe: EX3DV4 - SN3755; ConvF(9.07, 9.07, 9.07); Calibrated: 1/20/2011
- Sensor-Surface: 2.5mm (Mechanical Surface Detection)
- Electronics: DAE4 Sn1245; Calibrated: 1/11/2011
- Phantom: Twin SAM Phantom; Type: QD 000 P40 CD; Serial: 1609
- Measurement SW: DASY52, Version 52.6 (1); SEMCAD X Version 14.4.2 (2595)

GPRS 850/GPRS850 Body Down High CH251/Area Scan (6x10x1):

Measurement grid: dx=15mm, dy=15mm

Maximum value of SAR (measured) = 0.397 mW/g

GPRS 850/GPRS850 Body Down High CH251/Zoom Scan (7x7x7)/Cube

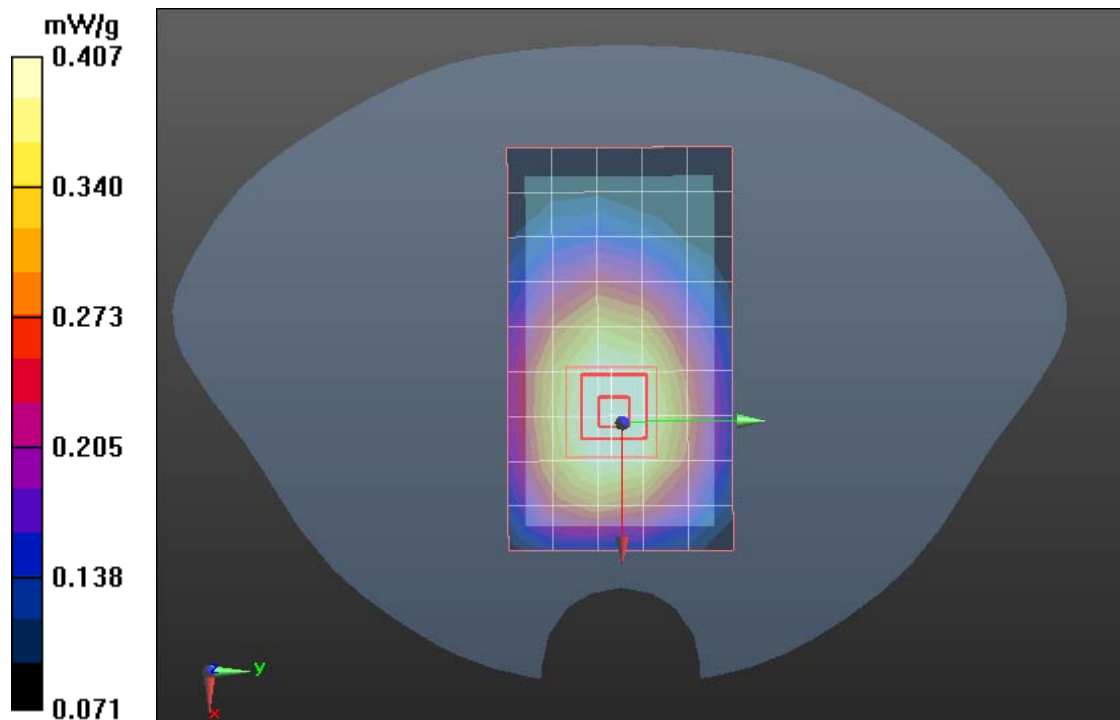
0: Measurement grid: dx=5mm, dy=5mm, dz=5mm

Reference Value = 20.613 V/m; Power Drift = -0.02 dB

Peak SAR (extrapolated) = 0.492 W/kg

SAR(1 g) = 0.374 mW/g; SAR(10 g) = 0.257 mW/g

Maximum value of SAR (measured) = 0.407 mW/g





Test Laboratory: Compliance Certification Services Inc.

December 28, 2011

PCS-1900-Right Head Cheek Low CH512

DUT: GSM Mobile Phone; Type:U-530-2; Serial: N/A

Communication System: Generic GSM; Communication System Band: PCS 1900 (1850.0 - 1910.0 MHz); Frequency: 1850.2 MHz; Communication System PAR: 9.03 dB

Medium parameters used: $f = 1850.2$ MHz; $\sigma = 1.42$ mho/m; $\epsilon_r = 39.87$; $\rho = 1000$ kg/m³

Phantom section: Right Section

Measurement Standard: DASY5 (IEEE/IEC/ANSI C63.19-2007)

DASY5 Configuration:

- Probe: EX3DV4 - SN3755; ConvF(7.84, 7.84, 7.84); Calibrated: 1/20/2011
- Sensor-Surface: 2.5mm (Mechanical Surface Detection)
- Electronics: DAE4 Sn1245; Calibrated: 1/11/2011
- Phantom: Twin SAM Phantom; Type: QD 000 P40 CD; Serial: 1609
- Measurement SW: DASY52, Version 52.6 (1); SEMCAD X Version 14.4.2 (2595)

PCS1900/Right Head Cheek Low CH512/Area Scan (6x10x1):

Measurement grid: dx=15mm, dy=15mm

Maximum value of SAR (measured) = 0.693 mW/g

PCS1900/Right Head Cheek Low CH512/Zoom Scan (7x7x9)/Cube 0:

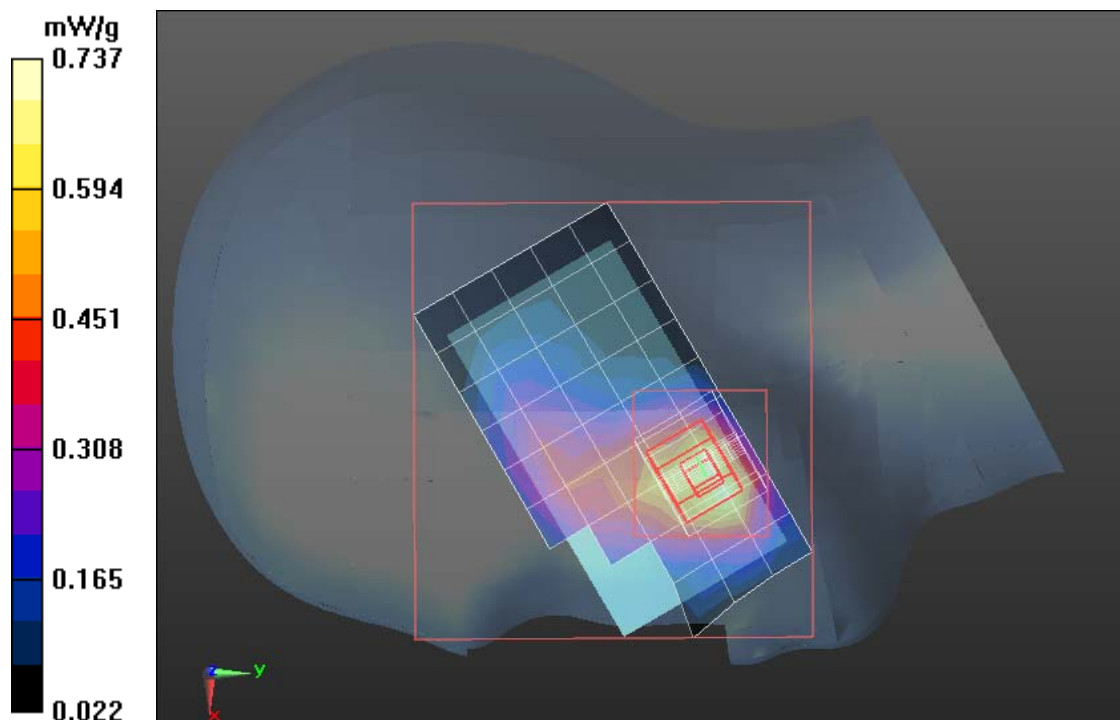
Measurement grid: dx=5mm, dy=5mm, dz=3mm

Reference Value = 7.594 V/m; Power Drift = -0.15 dB

Peak SAR (extrapolated) = 0.929 W/kg

SAR(1 g) = 0.588 mW/g; SAR(10 g) = 0.355 mW/g

Maximum value of SAR (measured) = 0.737 mW/g





Test Laboratory: Compliance Certification Services Inc.

December 28,2011

PCS-1900-Right Head Cheek Middle CH661

DUT: GSM Mobile Phone; Type:U-530-2; Serial: N/A

Communication System: Generic GSM; Communication System Band: PCS 1900 (1850.0 - 1910.0 MHz); Frequency: 1880 MHz;Communication System PAR: 9.03 dB
Medium parameters used: $f = 1880$ MHz; $\sigma = 1.437$ mho/m; $\epsilon_r = 39.74$; $\rho = 1000$ kg/m³

Phantom section: Right Section

Measurement Standard: DASY5 (IEEE/IEC/ANSI C63.19-2007)

DASY5 Configuration:

- Probe: EX3DV4 - SN3755; ConvF(7.84, 7.84, 7.84); Calibrated: 1/20/2011
- Sensor-Surface: 2.5mm (Mechanical Surface Detection)
- Electronics: DAE4 Sn1245; Calibrated: 1/11/2011
- Phantom: Twin SAM Phantom; Type: QD 000 P40 CD; Serial: 1609
- Measurement SW: DASY52, Version 52.6 (1); SEMCAD X Version 14.4.2 (2595)

PCS1900/Right Head Cheek Middle CH661/Area Scan (6x10x1):

Measurement grid: dx=15mm, dy=15mm

Maximum value of SAR (measured) = 0.872 mW/g

PCS1900/Right Head Cheek Middle CH661/Zoom Scan (7x7x9)/Cube 0:

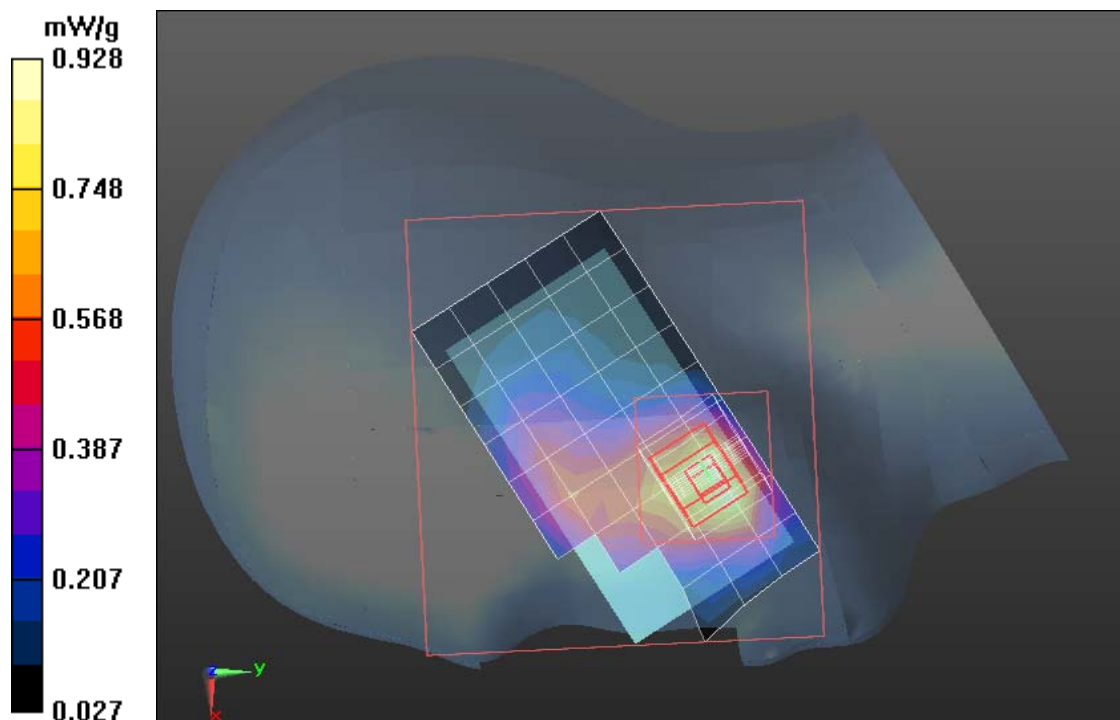
Measurement grid: dx=5mm, dy=5mm, dz=3mm

Reference Value = 8.320 V/m; Power Drift = -0.15 dB

Peak SAR (extrapolated) = 1.173 W/kg

SAR(1 g) = 0.738 mW/g; SAR(10 g) = 0.443 mW/g

Maximum value of SAR (measured) = 0.928 mW/g





Test Laboratory: Compliance Certification Services Inc.

December 28, 2011

PCS-1900-Right Head Cheek High CH810

DUT: GSM Mobile Phone; Type:U-530-2; Serial: N/A

Communication System: Generic GSM; Communication System Band: PCS 1900 (1850.0 - 1910.0 MHz); Frequency: 1909.8 MHz; Communication System PAR: 9.03 dB

Medium parameters used: $f = 1909.8$ MHz; $\sigma = 1.45$ mho/m; $\epsilon_r = 39.6$; $\rho = 1000$ kg/m³

Phantom section: Right Section

Measurement Standard: DASYS (IEEE/IEC/ANSI C63.19-2007)

DASY5 Configuration:

- Probe: EX3DV4 - SN3755; ConvF(7.84, 7.84, 7.84); Calibrated: 1/20/2011
- Sensor-Surface: 2.5mm (Mechanical Surface Detection)
- Electronics: DAE4 Sn1245; Calibrated: 1/11/2011
- Phantom: Twin SAM Phantom; Type: QD 000 P40 CD; Serial: 1609
- Measurement SW: DASY52, Version 52.6 (1); SEMCAD X Version 14.4.2 (2595)

PCS1900/Right Head Cheek High CH810/Area Scan (6x10x1):

Measurement grid: dx=15mm, dy=15mm

Maximum value of SAR (measured) = 0.742 mW/g

PCS1900/Right Head Cheek High CH810/Zoom Scan (7x7x9)/Cube 0:

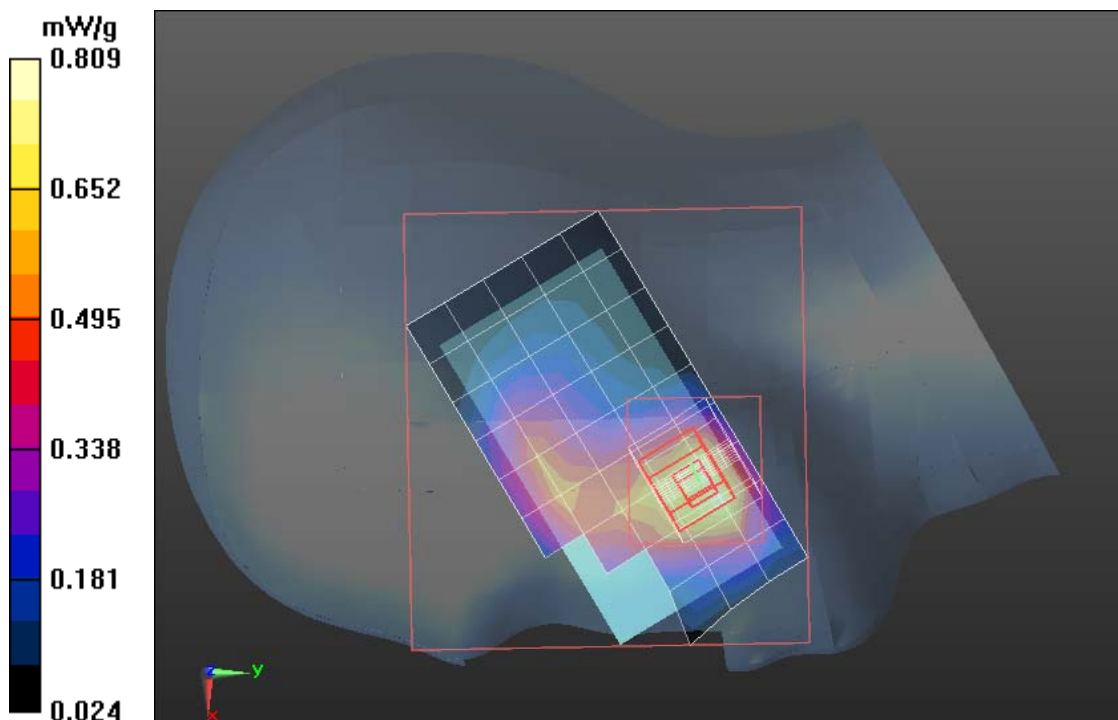
Measurement grid: dx=5mm, dy=5mm, dz=3mm

Reference Value = 8.441 V/m; Power Drift = -0.12 dB

Peak SAR (extrapolated) = 1.031 W/kg

SAR(1 g) = 0.643 mW/g; SAR(10 g) = 0.385 mW/g

Maximum value of SAR (measured) = 0.809 mW/g





Test Laboratory: Compliance Certification Services Inc.

December 28,2011

PCS 1900-Left Head Cheek Low CH512

DUT: GSM Mobile Phone; Type:U-530-2; Serial: N/A

Communication System: Generic GSM; Communication System Band: PCS 1900 (1850.0 - 1910.0 MHz); Frequency: 1850.2 MHz;Communication System PAR: 9.03 dB

Medium parameters used: $f = 1850.2$ MHz; $\sigma = 1.42$ mho/m; $\epsilon_r = 39.87$; $\rho = 1000$ kg/m³

Phantom section: Left Section

Measurement Standard: DASYS (IEEE/IEC/ANSI C63.19-2007)

DASY5 Configuration:

- Probe: EX3DV4 - SN3755; ConvF(7.84, 7.84, 7.84); Calibrated: 1/20/2011
- Sensor-Surface: 2.5mm (Mechanical Surface Detection)
- Electronics: DAE4 Sn1245; Calibrated: 1/11/2011
- Phantom: Twin SAM Phantom; Type: QD 000 P40 CD; Serial: 1609
- Measurement SW: DASY52, Version 52.6 (1); SEMCAD X Version 14.4.2 (2595)

PCS1900/Left Head Cheek Low CH512/Area Scan (6x10x1): Measurement grid: dx=15mm, dy=15mm

Maximum value of SAR (measured) = 0.575 mW/g

PCS1900/Left Head Cheek Low CH512/Zoom Scan (8x7x9)/Cube 0:

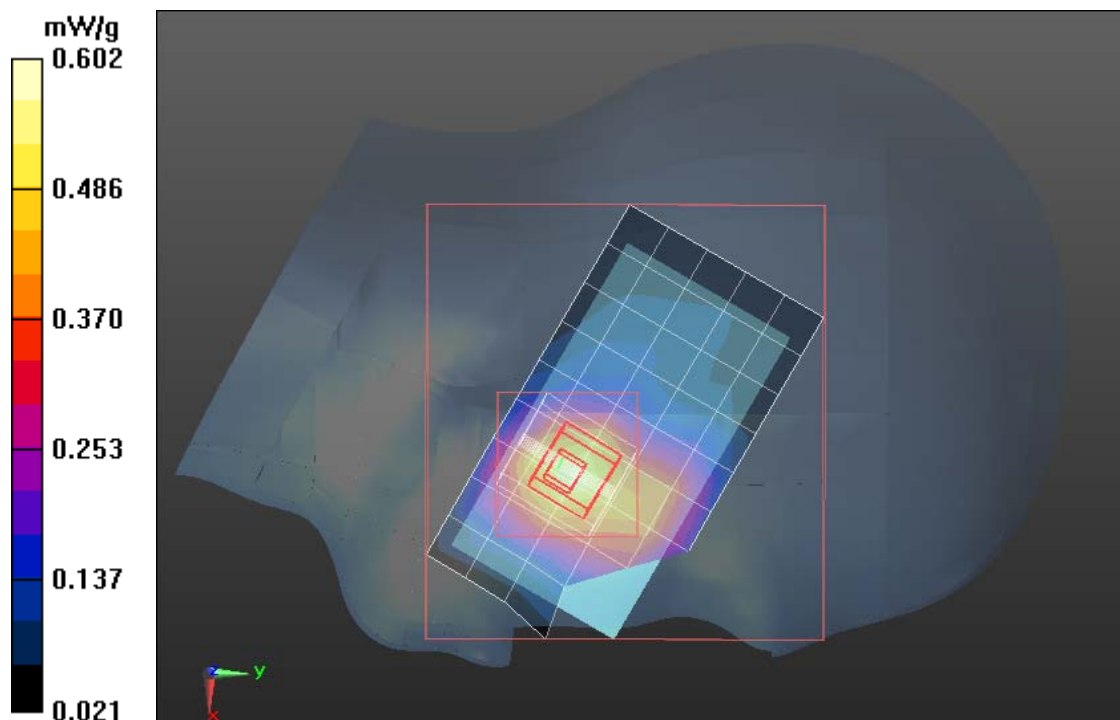
Measurement grid: dx=5mm, dy=5mm, dz=3mm

Reference Value = 6.766 V/m; Power Drift = 0.0095 dB

Peak SAR (extrapolated) = 0.735 W/kg

SAR(1 g) = 0.492 mW/g; SAR(10 g) = 0.307 mW/g

Maximum value of SAR (measured) = 0.602 mW/g





Test Laboratory: Compliance Certification Services Inc.

December 28,2011

PCS 1900-Left Head Cheek Middle CH661

DUT: GSM Mobile Phone; Type:U-530-2; Serial: N/A

Communication System: Generic GSM; Communication System Band: PCS 1900 (1850.0 - 1910.0 MHz); Frequency: 1880 MHz;Communication System PAR: 9.03 dB
Medium parameters used: $f = 1880$ MHz; $\sigma = 1.437$ mho/m; $\epsilon_r = 39.74$; $\rho = 1000$ kg/m³

Phantom section: Left Section

Measurement Standard: DASY5 (IEEE/IEC/ANSI C63.19-2007)

DASY5 Configuration:

- Probe: EX3DV4 - SN3755; ConvF(7.84, 7.84, 7.84); Calibrated: 1/20/2011
- Sensor-Surface: 2.5mm (Mechanical Surface Detection)
- Electronics: DAE4 Sn1245; Calibrated: 1/11/2011
- Phantom: Twin SAM Phantom; Type: QD 000 P40 CD; Serial: 1609
- Measurement SW: DASY52, Version 52.6 (1); SEMCAD X Version 14.4.2 (2595)

PCS1900/Left Head Cheek Middle CH661/Area Scan (6x10x1):

Measurement grid: dx=15mm, dy=15mm

Maximum value of SAR (measured) = 0.769 mW/g

PCS1900/Left Head Cheek Middle CH661/Zoom Scan (8x8x9)/Cube 0:

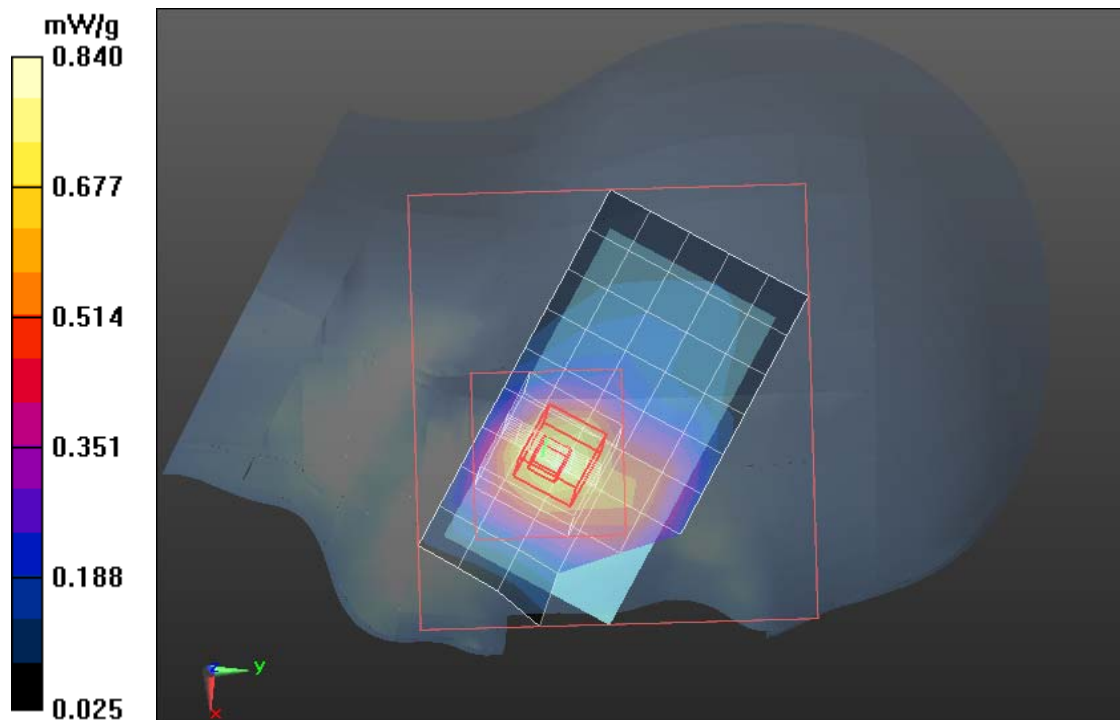
Measurement grid: dx=5mm, dy=5mm, dz=3mm

Reference Value = 8.559 V/m; Power Drift = -0.09 dB

Peak SAR (extrapolated) = 1.049 W/kg

SAR(1 g) = 0.681 mW/g; SAR(10 g) = 0.416 mW/g

Maximum value of SAR (measured) = 0.840 mW/g





Test Laboratory: Compliance Certification Services Inc.

December 28,2011

PCS 1900-Left Head Cheek High CH810

DUT: GSM Mobile Phone; Type:U-530-2; Serial: N/A

Communication System: Generic GSM; Communication System Band: PCS 1900 (1850.0 - 1910.0 MHz); Frequency: 1909.8 MHz;Communication System PAR: 9.03 dB

Medium parameters used: $f = 1909.8$ MHz; $\sigma = 1.45$ mho/m; $\epsilon_r = 39.6$; $\rho = 1000$ kg/m³

Phantom section: Left Section

Measurement Standard: DASYS (IEEE/IEC/ANSI C63.19-2007)

DASY5 Configuration:

- Probe: EX3DV4 - SN3755; ConvF(7.84, 7.84, 7.84); Calibrated: 1/20/2011
- Sensor-Surface: 2.5mm (Mechanical Surface Detection)
- Electronics: DAE4 Sn1245; Calibrated: 1/11/2011
- Phantom: Twin SAM Phantom; Type: QD 000 P40 CD; Serial: 1609
- Measurement SW: DASY52, Version 52.6 (1); SEMCAD X Version 14.4.2 (2595)

PCS1900/Left Head Cheek High CH810/Area Scan (6x10x1):

Measurement grid: dx=15mm, dy=15mm

Maximum value of SAR (measured) = 0.705 mW/g

PCS1900/Left Head Cheek High CH810/Zoom Scan (8x7x9)/Cube 0:

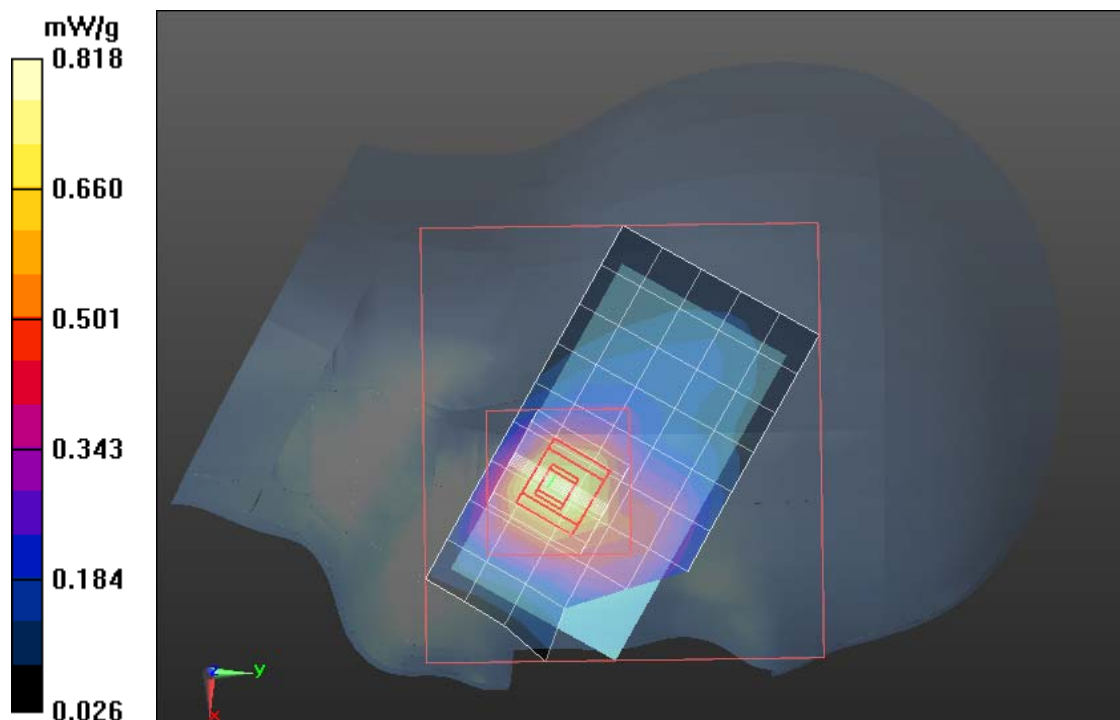
Measurement grid: dx=5mm, dy=5mm, dz=3mm

Reference Value = 9.593 V/m; Power Drift = -0.17 dB

Peak SAR (extrapolated) = 1.032 W/kg

SAR(1 g) = 0.655 mW/g; SAR(10 g) = 0.396 mW/g

Maximum value of SAR (measured) = 0.818 mW/g





Test Laboratory: Compliance Certification Services Inc.

December 28,2011

PCS-1900-Right Head Tilted Low CH512

DUT: GSM Mobile Phone; Type:U-530-2; Serial: N/A

Communication System: Generic GSM; Communication System Band: PCS 1900 (1850.0 - 1910.0 MHz); Frequency: 1850.2 MHz;Communication System PAR: 9.03 dB

Medium parameters used: $f = 1850.2$ MHz; $\sigma = 1.42$ mho/m; $\epsilon_r = 39.87$; $\rho = 1000$ kg/m³

Phantom section: Right Section

Measurement Standard: DASY5 (IEEE/IEC/ANSI C63.19-2007)

DASY5 Configuration:

- Probe: EX3DV4 - SN3755; ConvF(7.84, 7.84, 7.84); Calibrated: 1/20/2011
- Sensor-Surface: 2.5mm (Mechanical Surface Detection)
- Electronics: DAE4 Sn1245; Calibrated: 1/11/2011
- Phantom: Twin SAM Phantom; Type: QD 000 P40 CD; Serial: 1609
- Measurement SW: DASY52, Version 52.6 (1); SEMCAD X Version 14.4.2 (2595)

PCS1900/Right Head Tilted Low CH512/Area Scan (6x10x1):

Measurement grid: dx=15mm, dy=15mm

Maximum value of SAR (measured) = 0.271 mW/g

PCS1900/Right Head Tilted Low CH512/Zoom Scan (7x7x9)/Cube 0:

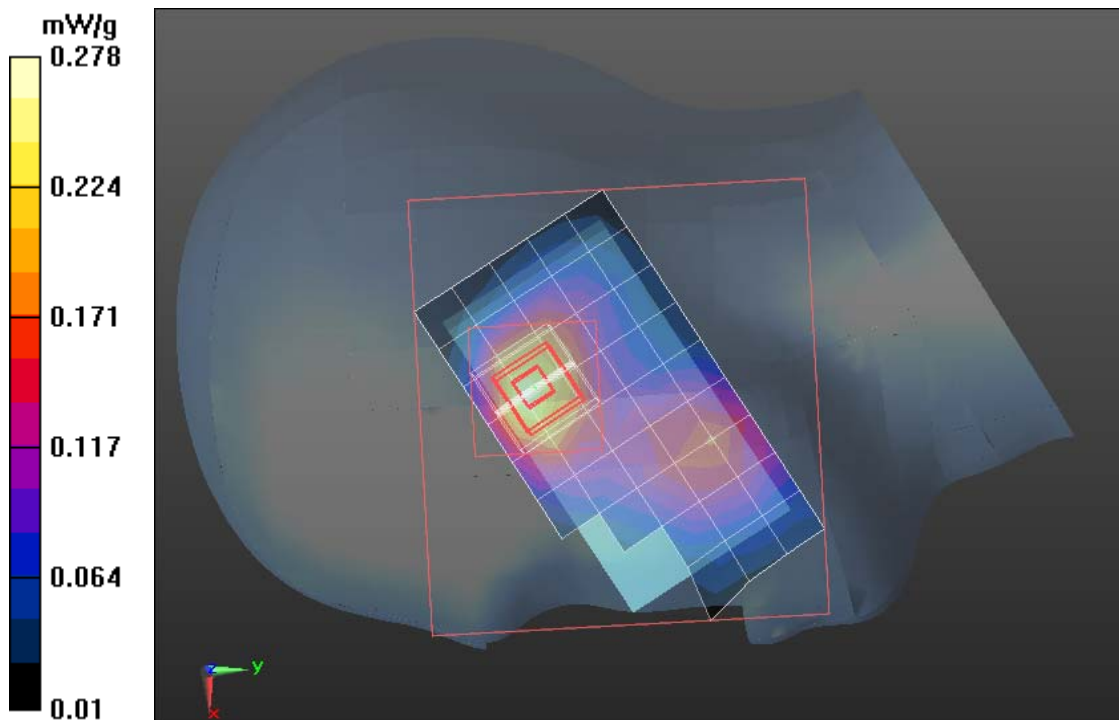
Measurement grid: dx=5mm, dy=5mm, dz=3mm

Reference Value = 8.519 V/m; Power Drift = 0.07 dB

Peak SAR (extrapolated) = 0.357 W/kg

SAR(1 g) = 0.221 mW/g; SAR(10 g) = 0.133 mW/g

Maximum value of SAR (measured) = 0.278 mW/g





Test Laboratory: Compliance Certification Services Inc.

December 28,2011

PCS-1900-Right Head Tilted Middle CH661

DUT: GSM Mobile Phone; Type:U-530-2; Serial: N/A

Communication System: Generic GSM; Communication System Band: PCS 1900 (1850.0 - 1910.0 MHz); Frequency: 1880 MHz;Communication System PAR: 9.03 dB
Medium parameters used: $f = 1880$ MHz; $\sigma = 1.437$ mho/m; $\epsilon_r = 39.74$; $\rho = 1000$ kg/m³

Phantom section: Right Section

Measurement Standard: DASYS5 (IEEE/IEC/ANSI C63.19-2007)

DASY5 Configuration:

- Probe: EX3DV4 - SN3755; ConvF(7.84, 7.84, 7.84); Calibrated: 1/20/2011
- Sensor-Surface: 2.5mm (Mechanical Surface Detection)
- Electronics: DAE4 Sn1245; Calibrated: 1/11/2011
- Phantom: Twin SAM Phantom; Type: QD 000 P40 CD; Serial: 1609
- Measurement SW: DASYS2, Version 52.6 (1); SEMCAD X Version 14.4.2 (2595)

PCS1900/Right Head Tilted Middle CH661/Area Scan (6x10x1):

Measurement grid: dx=15mm, dy=15mm

Maximum value of SAR (measured) = 0.400 mW/g

PCS1900/Right Head Tilted Middle CH661/Zoom Scan (7x7x9)/Cube 0:

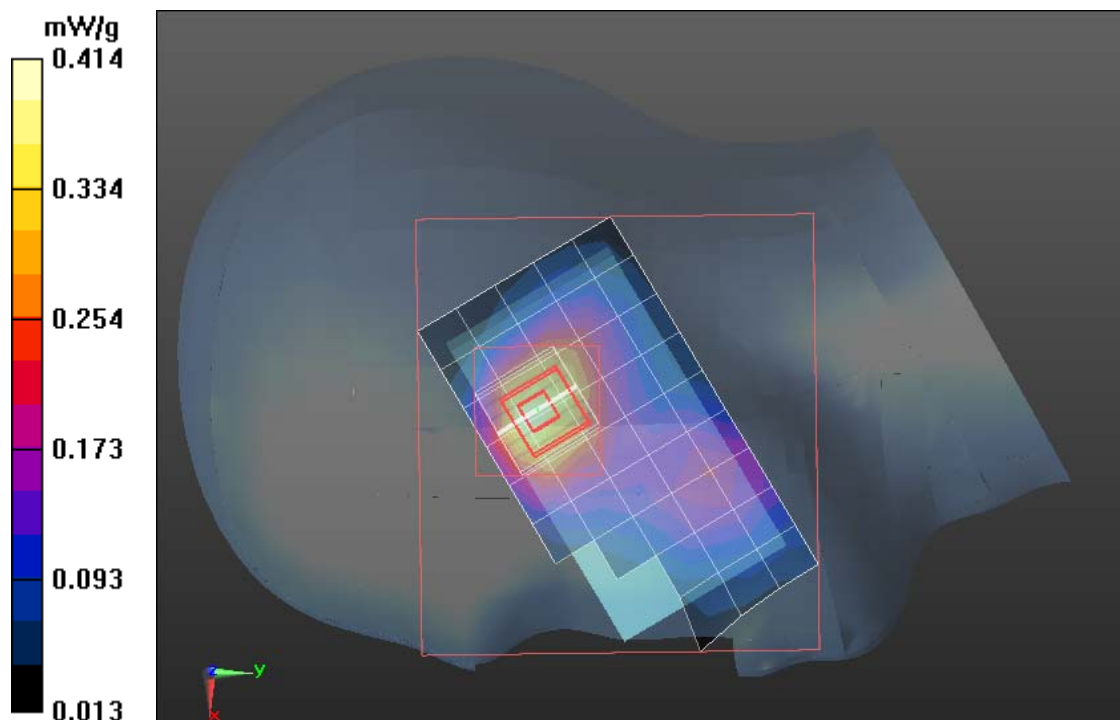
Measurement grid: dx=5mm, dy=5mm, dz=3mm

Reference Value = 10.275 V/m; Power Drift = -0.0024 dB

Peak SAR (extrapolated) = 0.525 W/kg

SAR(1 g) = 0.333 mW/g; SAR(10 g) = 0.201 mW/g

Maximum value of SAR (measured) = 0.414 mW/g





Test Laboratory: Compliance Certification Services Inc.

December 28, 2011

PCS-1900-Right Head Tilted High CH810

DUT: GSM Mobile Phone; Type:U-530-2; Serial: N/A

Communication System: Generic GSM; Communication System Band: PCS 1900 (1850.0 - 1910.0 MHz); Frequency: 1909.8 MHz; Communication System PAR: 9.03 dB

Medium parameters used: $f = 1909.8$ MHz; $\sigma = 1.45$ mho/m; $\epsilon_r = 39.6$; $\rho = 1000$ kg/m³

Phantom section: Right Section

Measurement Standard: DASYS (IEEE/IEC/ANSI C63.19-2007)

DASY5 Configuration:

- Probe: EX3DV4 - SN3755; ConvF(7.84, 7.84, 7.84); Calibrated: 1/20/2011
- Sensor-Surface: 2.5mm (Mechanical Surface Detection)
- Electronics: DAE4 Sn1245; Calibrated: 1/11/2011
- Phantom: Twin SAM Phantom; Type: QD 000 P40 CD; Serial: 1609
- Measurement SW: DASY52, Version 52.6 (1); SEMCAD X Version 14.4.2 (2595)

PCS1900/Right Head Tilted High CH810/Area Scan (6x10x1):

Measurement grid: dx=15mm, dy=15mm

Maximum value of SAR (measured) = 0.443 mW/g

PCS1900/Right Head Tilted High CH810/Zoom Scan (7x7x7)/Cube 0:

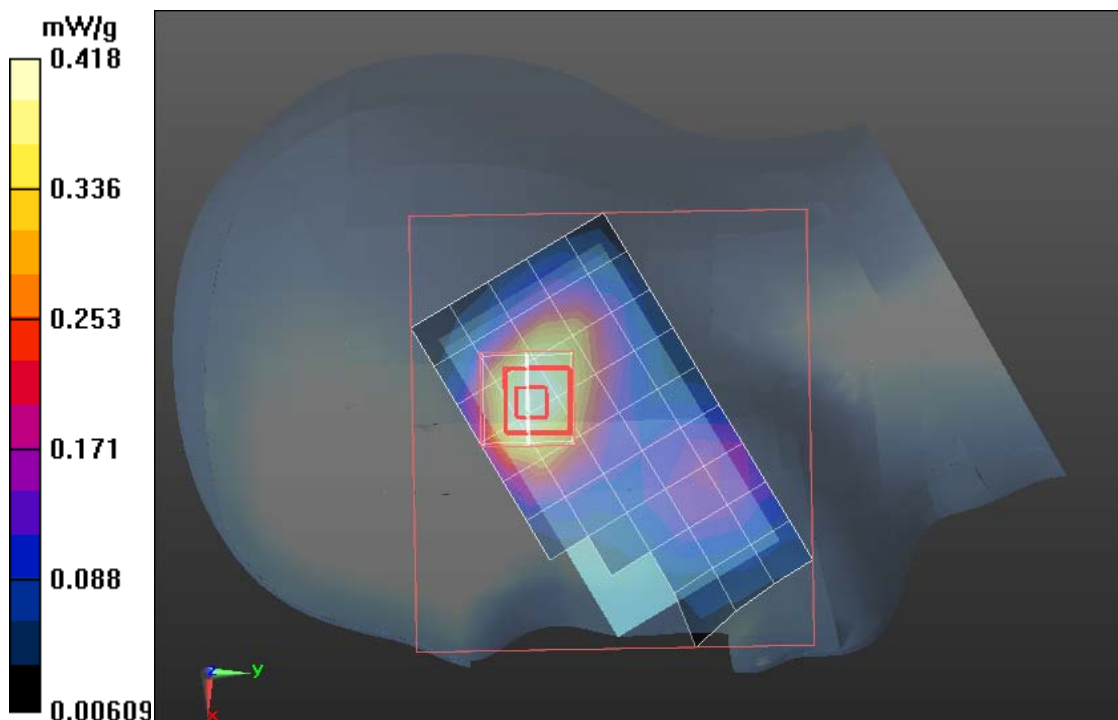
Measurement grid: dx=5mm, dy=5mm, dz=5mm

Reference Value = 12.347 V/m; Power Drift = -0.08 dB

Peak SAR (extrapolated) = 0.621 W/kg

SAR(1 g) = 0.386 mW/g; SAR(10 g) = 0.233 mW/g

Maximum value of SAR (measured) = 0.418 mW/g





Test Laboratory: Compliance Certification Services Inc.

December 28, 2011

PCS 1900-Left Head Tilted Low CH512

DUT: GSM Mobile Phone; Type:U-530-2; Serial: N/A

Communication System: Generic GSM; Communication System Band: PCS 1900 (1850.0 - 1910.0 MHz); Frequency: 1850.2 MHz; Communication System PAR: 9.03 dB

Medium parameters used: $f = 1850.2$ MHz; $\sigma = 1.42$ mho/m; $\epsilon_r = 39.87$; $\rho = 1000$ kg/m³

Phantom section: Left Section

Measurement Standard: DASYS (IEEE/IEC/ANSI C63.19-2007)

DASY5 Configuration:

- Probe: EX3DV4 - SN3755; ConvF(7.84, 7.84, 7.84); Calibrated: 1/20/2011
- Sensor-Surface: 2.5mm (Mechanical Surface Detection)
- Electronics: DAE4 Sn1245; Calibrated: 1/11/2011
- Phantom: Twin SAM Phantom; Type: QD 000 P40 CD; Serial: 1609
- Measurement SW: DASY52, Version 52.6 (1); SEMCAD X Version 14.4.2 (2595)

PCS1900/Left Head Tilted Low CH512/Area Scan (6x10x1): Measurement grid: dx=15mm, dy=15mm

Maximum value of SAR (measured) = 0.150 mW/g

PCS1900/Left Head Tilted Low CH512/Zoom Scan (7x7x9)/Cube 0:


Measurement grid: dx=5mm, dy=5mm, dz=3mm

Reference Value = 9.959 V/m; Power Drift = -0.0093 dB

Peak SAR (extrapolated) = 0.210 W/kg

SAR(1 g) = 0.128 mW/g; SAR(10 g) = 0.078 mW/g

Maximum value of SAR (measured) = 0.163 mW/g





Test Laboratory: Compliance Certification Services Inc.

December 28,2011

PCS 1900-Left Head Tilted Middle CH661

DUT: GSM Mobile Phone; Type:U-530-2; Serial: N/A

Communication System: Generic GSM; Communication System Band: PCS 1900 (1850.0 - 1910.0 MHz); Frequency: 1880 MHz;Communication System PAR: 9.03 dB
Medium parameters used: $f = 1880$ MHz; $\sigma = 1.437$ mho/m; $\epsilon_r = 39.74$; $\rho = 1000$ kg/m³

Phantom section: Left Section

Measurement Standard: DASYS5 (IEEE/IEC/ANSI C63.19-2007)

DASY5 Configuration:

- Probe: EX3DV4 - SN3755; ConvF(7.84, 7.84, 7.84); Calibrated: 1/20/2011
- Sensor-Surface: 2.5mm (Mechanical Surface Detection)
- Electronics: DAE4 Sn1245; Calibrated: 1/11/2011
- Phantom: Twin SAM Phantom; Type: QD 000 P40 CD; Serial: 1609
- Measurement SW: DASYS2, Version 52.6 (1); SEMCAD X Version 14.4.2 (2595)

PCS1900/Left Head Tilted Middle CH661/Area Scan (6x10x1):

Measurement grid: dx=15mm, dy=15mm

Maximum value of SAR (measured) = 0.250 mW/g

PCS1900/Left Head Tilted Middle CH661/Zoom Scan (7x7x9)/Cube 0:

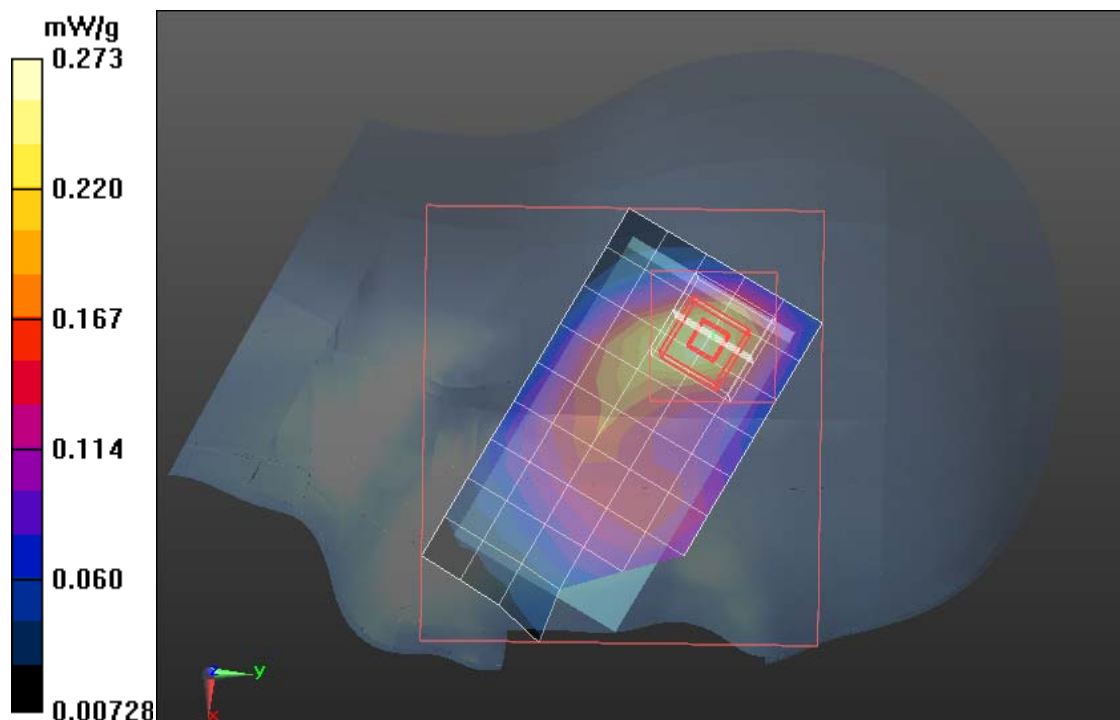
Measurement grid: dx=5mm, dy=5mm, dz=3mm

Reference Value = 16.516 V/m; Power Drift = -0.09 dB

Peak SAR (extrapolated) = 0.356 W/kg

SAR(1 g) = 0.216 mW/g; SAR(10 g) = 0.127 mW/g

Maximum value of SAR (measured) = 0.273 mW/g





Test Laboratory: Compliance Certification Services Inc.

December 28,2011

PCS 1900-Left Head Tilted High CH810

DUT: GSM Mobile Phone; Type:U-530-2; Serial: N/A

Communication System: Generic GSM; Communication System Band: PCS 1900 (1850.0 - 1910.0 MHz); Frequency: 1880 MHz;Communication System PAR: 9.03 dB
Medium parameters used: $f = 1880$ MHz; $\sigma = 1.45$ mho/m; $\epsilon_r = 39.74$; $\rho = 1000$ kg/m³

Phantom section: Left Section

Measurement Standard: DASYS5 (IEEE/IEC/ANSI C63.19-2007)

DASY5 Configuration:

- Probe: EX3DV4 - SN3755; ConvF(7.84, 7.84, 7.84); Calibrated: 1/20/2011
- Sensor-Surface: 2.5mm (Mechanical Surface Detection)
- Electronics: DAE4 Sn1245; Calibrated: 1/11/2011
- Phantom: Twin SAM Phantom; Type: QD 000 P40 CD; Serial: 1609
- Measurement SW: DASYS2, Version 52.6 (1); SEMCAD X Version 14.4.2 (2595)

PCS1900/Left Head Tilted High CH810/Area Scan (6x10x1): Measurement grid: dx=15mm, dy=15mm

Maximum value of SAR (measured) = 0.450 mW/g

PCS1900/Left Head Tilted High CH810/Zoom Scan (7x8x9)/Cube 0:


Measurement grid: dx=5mm, dy=5mm, dz=3mm

Reference Value = 17.372 V/m; Power Drift = 0.17 dB

Peak SAR (extrapolated) = 0.752 W/kg

SAR(1 g) = 0.420 mW/g; SAR(10 g) = 0.305 mW/g

Maximum value of SAR (measured) = 0.514 mW/g





Test Laboratory: Compliance Certification Services Inc.

December 28, 2011

PCS1900-Body Up Middle CH661

DUT: GSM Mobile Phone; Type:U-530-2; Serial: N/A

(1850.0 - 1910.0 MHz); Frequency: 1880 MHz; Communication System PAR: 9.03 dB

Medium parameters used: $f = 1880$ MHz; $\sigma = 1.437$ mho/m; $\epsilon_r = 53.30$; $\rho = 1000$ kg/m³

Phantom section: Flat Section

Measurement Standard: DASY5 (IEEE/IEC/ANSI C63.19-2007)

DASY5 Configuration:

- Probe: EX3DV4 - SN3755; ConvF(7.23, 7.23, 7.23); Calibrated: 1/20/2011
- Sensor-Surface: 2.5mm (Mechanical Surface Detection)
- Electronics: DAE4 Sn1245; Calibrated: 1/11/2011
- Phantom: Twin SAM Phantom; Type: QD 000 P40 CD; Serial: 1609
- Measurement SW: DASY52, Version 52.6 (1); SEMCAD X Version 14.4.2 (2595)

GSM1900/GSM1900 Body Up Middle CH661/Area Scan (6x10x1):

Measurement grid: dx=15mm, dy=15mm

Maximum value of SAR (measured) = 0.708 mW/g

GSM1900/GSM1900 Body Up Middle CH661/Zoom Scan (7x7x9)/Cube

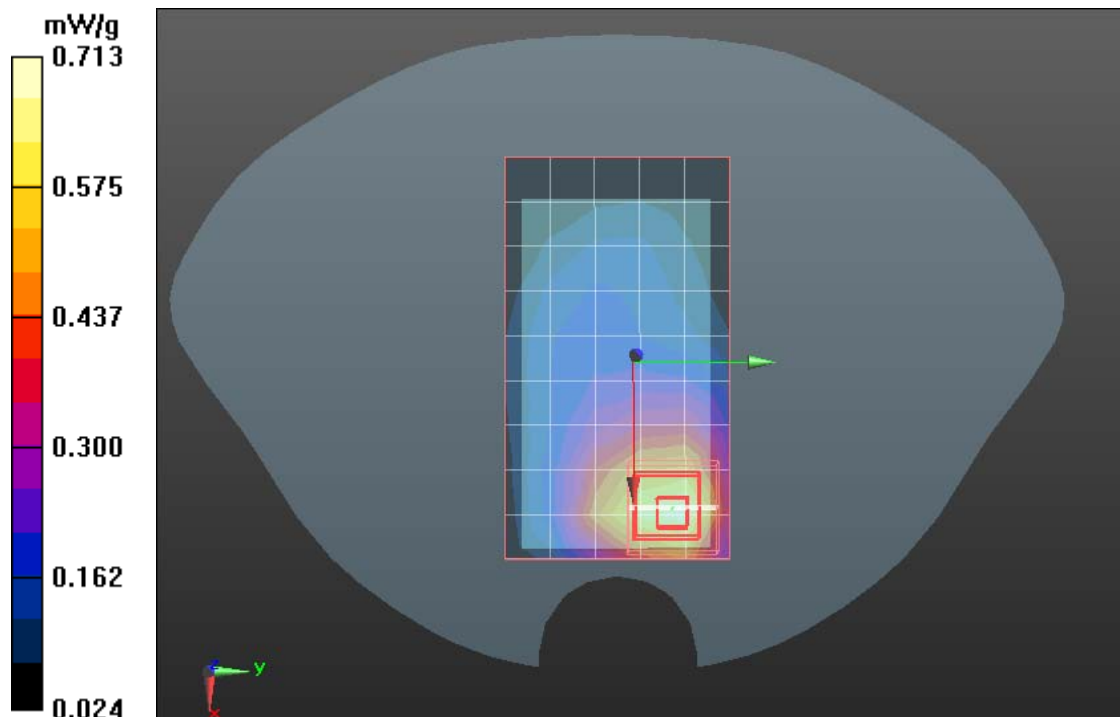
0: Measurement grid: dx=5mm, dy=5mm, dz=3mm

Reference Value = 11.221 V/m; Power Drift = -0.04 dB

Peak SAR (extrapolated) = 0.942 W/kg

SAR(1 g) = 0.562 mW/g; SAR(10 g) = 0.335 mW/g

Maximum value of SAR (measured) = 0.713 mW/g





Test Laboratory: Compliance Certification Services Inc.

December 28, 2011

PCS1900-Body Down Middle CH661

DUT: GSM Mobile Phone; Type:U-530-2; Serial: N/A

Communication System: Generic GSM; Communication System Band: PCS 1900 (1850.0 - 1910.0 MHz); Frequency: 1880 MHz; Communication System PAR: 9.03 dB
Medium parameters used: $f = 1880$ MHz; $\sigma = 1.437$ mho/m; $\epsilon_r = 53.30$; $\rho = 1000$ kg/m³

Phantom section: Flat Section

Measurement Standard: DASYS5 (IEEE/IEC/ANSI C63.19-2007)

DASY5 Configuration:

- Probe: EX3DV4 - SN3755; ConvF(7.23, 7.23, 7.23); Calibrated: 1/20/2011
- Sensor-Surface: 2.5mm (Mechanical Surface Detection)
- Electronics: DAE4 Sn1245; Calibrated: 1/11/2011
- Phantom: Twin SAM Phantom; Type: QD 000 P40 CD; Serial: 1609
- Measurement SW: DASYS2, Version 52.6 (1); SEMCAD X Version 14.4.2 (2595)

GSM1900/GSM1900 Body Down Middle CH661/Area Scan (6x10x1):

Measurement grid: dx=15mm, dy=15mm

Maximum value of SAR (measured) = 0.858 mW/g

GSM1900/GSM1900 Body Down Middle CH661/Zoom Scan

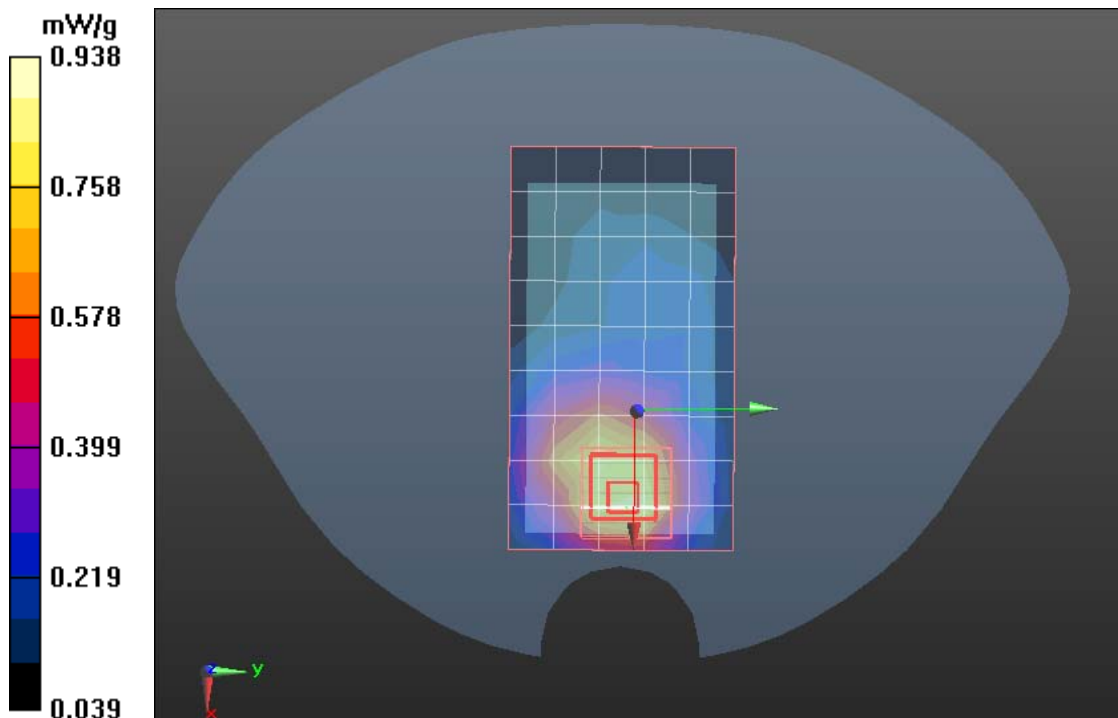
(7x7x9)/Cube 0: Measurement grid: dx=5mm, dy=5mm, dz=3mm

Reference Value = 11.468 V/m; Power Drift = -0.04 dB

Peak SAR (extrapolated) = 1.212 W/kg

SAR(1 g) = 0.735 mW/g; SAR(10 g) = 0.439 mW/g

Maximum value of SAR (measured) = 0.938 mW/g





Test Laboratory: Compliance Certification Services Inc.

December 28,2011

GPRS1900-Body Up Middle CH661

DUT: GSM Mobile Phone; Type:U-530-2; Serial: N/A

Communication System: Generic GSM; Communication System Band: GPRS 1900

(1850.0 - 1910.0 MHz); Frequency: 1880 MHz;Communication System PAR:3.01 dB

Medium parameters used: $f = 1880$ MHz; $\sigma = 1.437$ mho/m; $\epsilon_r = 53.30$; $\rho = 1000$ kg/m³

Phantom section: Left Section

Phantom section: Flat Section

Measurement Standard: DASY5 (IEEE/IEC/ANSI C63.19-2007)

DASY5 Configuration:

- Probe: EX3DV4 - SN3755; ConvF(7.23, 7.23, 7.23); Calibrated: 1/20/2011
- Sensor-Surface: 2.5mm (Mechanical Surface Detection)
- Electronics: DAE4 Sn1245; Calibrated: 1/11/2011
- Phantom: Twin SAM Phantom; Type: QD 000 P40 CD; Serial: 1609
- Measurement SW: DASY52, Version 52.6 (1); SEMCAD X Version 14.4.2 (2595)

GPRS 1900/ GPRS 1900 Body Up Middle CH661/Area Scan (6x10x1):

Measurement grid: dx=15mm, dy=15mm

Maximum value of SAR (measured) = 0.701 mW/g

GPRS 1900/ GPRS 1900 Body Up Middle CH661/Zoom Scan

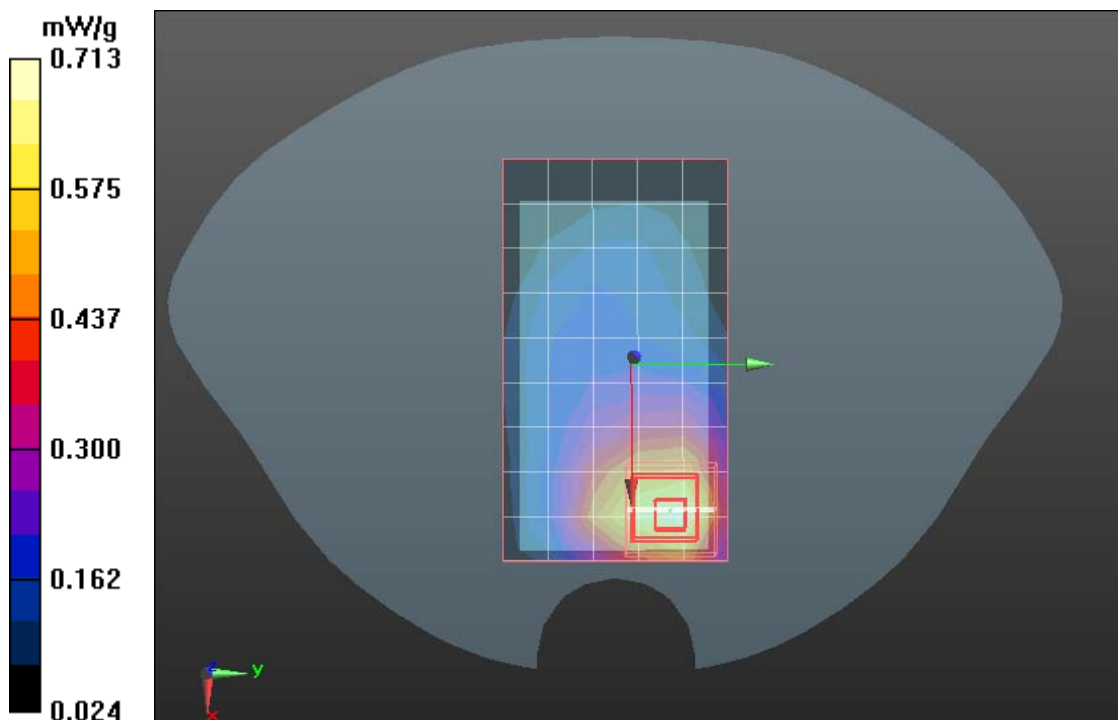
(7x7x9)/Cube 0: Measurement grid: dx=5mm, dy=5mm, dz=3mm

Reference Value = 11.221 V/m; Power Drift = -0.04 dB

Peak SAR (extrapolated) = 0.942 W/kg

SAR(1 g) = 0.441 mW/g; SAR(10 g) = 0.225mW/g

Maximum value of SAR (measured) = 0.713 mW/g





Test Laboratory: Compliance Certification Services Inc.

December 28, 2011

GPRS 1900-Body Down Middle CH661

DUT: GSM Mobile Phone; Type:U-530-2; Serial: N/A

Communication System: Generic GSM; Communication System Band: GPRS 1900 (1850.0 - 1910.0 MHz); Frequency: 1880 MHz; Communication System PAR: 3.01 dB
Medium parameters used: $f = 1880$ MHz; $\sigma = 1.437$ mho/m; $\epsilon_r = 53.30$; $\rho = 1000$ kg/m³

Phantom section: Left Section

Phantom section: Flat Section

Measurement Standard: DASYS (IEEE/IEC/ANSI C63.19-2007)

DASY5 Configuration:

- Probe: EX3DV4 - SN3755; ConvF(7.23, 7.23, 7.23); Calibrated: 1/20/2011
- Sensor-Surface: 2.5mm (Mechanical Surface Detection)
- Electronics: DAE4 Sn1245; Calibrated: 1/11/2011
- Phantom: Twin SAM Phantom; Type: QD 000 P40 CD; Serial: 1609
- Measurement SW: DASY52, Version 52.6 (1); SEMCAD X Version 14.4.2 (2595)

GPRS 1900/ GPRS 1900 Body Down Middle CH661/Area Scan (6x10x1):

Measurement grid: dx=15mm, dy=15mm

Maximum value of SAR (measured) = 0.858 mW/g

GPRS 1900/ GPRS 1900 Body Down Middle CH661/Zoom Scan

(7x7x9)/Cube 0: Measurement grid: dx=5mm, dy=5mm, dz=3mm

Reference Value = 11.472 V/m; Power Drift = -0.14 dB

Peak SAR (extrapolated) = 1.212 W/kg

SAR(1 g) = 0.521 mW/g; SAR(10 g) = 0.312 mW/g

Maximum value of SAR (measured) = 0.938 mW/g

