

**FCC PART 15 SUBPART E TEST REPORT**

**For**

**High Power Touch Screen AC750 Wi-Fi Range**

**Extender**

**Model No.: TAP-EX2**

of

Applicant: **Amped Wireless**  
Address: **13089 Peyton Dr. #C307 Chino Hills California 91709**  
**United States**

Tested and Prepared

by

**Worldwide Testing Services (Taiwan) Co., Ltd.**

**FCC Registration No.: 930600**

**Industry Canada filed test laboratory Reg. No. IC 5679A-1**

**A2LA Accredited No.: 2732.01**



**Report No.: W6D21410-14563-C-54**

6F, NO. 58, LANE 188, RUEY-KUANG RD., NEIHU TAIPEI 114, TAIWAN, R.O.C.  
TEL: 886-2-66068877 FAX: 886-2-66068879 E-mail: [wts@wts-lab.com](mailto:wts@wts-lab.com)



Registration number: W6D21410-14563-C-54  
FCC ID: ZTT-TAPEX2

## **TABLE OF CONTENTS**

<b>1</b>	<b>GENERAL INFORMATION.....</b>	<b>2</b>
1.1	NOTES.....	2
1.2	TESTING LABORATORY .....	3
1.2.1	Location .....	3
1.2.2	Details of accreditation status .....	3
1.3	DETAILS OF APPROVAL HOLDER.....	3
1.4	APPLICATION DETAILS .....	4
1.5	GENERAL INFORMATION OF TEST ITEM .....	4
1.6	TEST STANDARDS.....	6
<b>2</b>	<b>TECHNICAL TEST .....</b>	<b>7</b>
2.1	SUMMARY OF TEST RESULTS .....	7
2.2	TEST ENVIRONMENT .....	7
2.3	TEST EQUIPMENT LIST .....	8
2.4	TEST PROCEDURE .....	10
<b>3</b>	<b>TEST RESULTS (ENCLOSURE) .....</b>	<b>13</b>
3.1	PEAK TRANSMIT POWER, FCC 15.407 (A) .....	14
3.2	26DB EMISSION BANDWIDTH, 99% OCCUPIED BANDWIDTH, FCC 15.407 (A) .....	24
3.3	6DB EMISSION BANDWIDTH, 99% OCCUPIED BANDWIDTH, FCC 15.407 (A) .....	29
3.4	PEAK POWER SPECTRAL DENSITY, FCC 15.407 (A) .....	34
3.5	UNDESIRABLE EMISSION LIMITS, FCC 15.407 (B) .....	44
3.6	AUTOMATIC DISCONTINUATION OF TRANSMISSION, FCC 15.407 (C).....	46
3.7	RESERVED, FCC 15.407 (D).....	46
3.8	INDOOR OPERATION RESTRICTION, FCC 15.407 (E) .....	46
3.9	RADIO FREQUENCY RADIATION EXPOSURE, FCC 15.407 (F).....	47
3.10	RF EXPOSURE COMPLIANCE REQUIREMENTS .....	47
3.11	TRANSMIT POWER CONTROL (TPC) .....	48
3.12	RADIATED EMISSIONS FROM RECEIVER PART .....	48
3.13	POWER LINE CONDUCTED EMISSION .....	49



# Worldwide Testing Services(Taiwan) Co., Ltd.

Registration number: W6D21410-14563-C-54  
FCC ID: ZTT-TAPEX2

## 1 General Information

### 1.1 Notes

The purpose of conformity testing is to increase the probability of adherence to the essential requirements or conformity specifications, as appropriate.

The complexity of the technical specifications, however, means that full and thorough testing is impractical for both technical and economic reasons.

Furthermore, there is no guarantee that a test sample which has passed all the relevant tests conforms to a specification.

Neither is there any guarantee that such a test sample will interwork with other genuinely open systems. The existence of the tests nevertheless provides the confidence that the test sample possesses the qualities as maintained and that its performance generally conforms to representative cases of communications equipment.

The test results of this test report relate exclusively to the item tested as specified in 1.5.

The test report may only be reproduced or published in full.

Reproduction or publication of extracts from the report requires the prior written approval of the Worldwide Testing Services(Taiwan) Co., Ltd.

#### Specific Conditions:

Usage of the hereunder tested device in combination with other integrated or external antennas requires at least additional output power measurements, spurious emission measurements, conducted emission measurements (AC supply lines) and radio frequency exposure evaluations for each individual configuration performed, for certification by FCC.

Tester:

April 13, 2015

Spencer Yang

Date

WTS-Lab.

Name

Signature

#### Technical responsibility for area of testing:

April 13, 2015


Kevin Wang

Date

WTS

Name

Signature



# **Worldwide Testing Services(Taiwan) Co., Ltd.**

Registration number: W6D21410-14563-C-54  
FCC ID: ZTT-TAPEX2

## **1.2 Testing laboratory**

### **1.2.1 Location**

OATS

No.5-1, Lishui, Shuang Sing Village,  
Wanli Dist., New Taipei City 207,  
Taiwan (R.O.C.)

3 meter semi-anechoic chamber

No.35, Aly. 21, Ln. 228, Ankang Rd., Neihu Dist., Taipei City 114, Taiwan (R.O.C.)

TEL:886-2-6613-0228

FAX:886-2-2791-5046

Company

Worldwide Testing Services(Taiwan) Co., Ltd.

6F, NO. 58, LANE 188, RUEY-KUANG RD.

NEIHU, TAIPEI 114, TAIWAN R.O.C.

Tel : 886-2-66068877

Fax : 886-2-66068879

### **1.2.2 Details of accreditation status**

Accredited testing laboratory

A2LA accredited number: 2732.01

FCC filed test laboratory Reg. No. 930600

Industry Canada filed test laboratory Reg. No. IC 5679A-1, IC 5107A-1



**Test location, where different from Worldwide Testing Services (Taiwan) Co., Ltd. :**

Name: ./.  
Accredited number: ./.  
Street: ./.  
Town: ./.  
Country: ./.  
Telephone: ./.  
Fax: ./.

## **1.3 Details of approval holder**

Name: Amped Wireless  
Street: 13089 Peyton Dr. #C307  
Town: Chino Hills California 91709  
Country: United States  
Telephone: (909) 217-3227  
Fax: (909) 580-8883



Registration number: W6D21410-14563-C-54  
FCC ID: ZTT-TAPEX2

## **1.4 Application details**

Date of receipt of test item (first): February 26, 2015  
Date of test (first): from December 19, 2014 to February 11, 2015  
Date of receipt of test item (second): ./.  
Date of test (second): from March 23, 2015 to March 31, 2015

## **1.5 General information of Test item**

Type of test item: High Power Touch Screen AC750 Wi-Fi Range Extender  
Model Number: TAP-EX2  
Brand Name: Amped Wireless  
Multi-listing model number: ./.  
Photos: see Appendix

### **Technical data**

#### **Band 1**

Frequency band: 5.15 GHz-5.25 GHz  
802.11a: Low Channel (CH36): 5180 MHz  
Middle Channel (CH40): 5200 MHz  
High Channel (CH48): 5240 MHz

802.11n 20MHz: Low Channel (CH36): 5180 MHz  
Middle Channel (CH40): 5200 MHz  
High Channel (CH48): 5240 MHz

802.11n 40MHz: Low Channel (CH38): 5190 MHz  
High Channel (CH46): 5230 MHz

802.11ac CH42: 5210 MHz

#### **Band 4**

Frequency band: 5.725 GHz-5.850 GHz  
802.11a: Low Channel (CH149): 5745 MHz  
Middle Channel (CH157): 5785 MHz  
High Channel (CH165): 5825 MHz

802.11n 20MHz: Low Channel (CH149): 5745 MHz  
Middle Channel (CH157): 5785 MHz  
High Channel (CH165): 5825 MHz



# Worldwide Testing Services(Taiwan) Co., Ltd.

Registration number: W6D21410-14563-C-54  
 FCC ID: ZTT-TAPEX2

802.11n 40MHz: Low Channel (CH151): 5755 MHz  
 High Channel (CH159): 5795 MHz

802.11ac CH155: 5775 MHz

**Band 1**

Numbers of channel: 802.11a: 4 channels  
 802.11n 20 MHz: 4 channels  
 802.11n 40 MHz: 2 channels  
 802.11ac : 1 channel

**Band 4**

Numbers of channel: 802.11a: 5 channels  
 802.11n 20 MHz: 5 channels  
 802.11n 40 MHz: 2 channels  
 802.11ac : 1 channel

Operating modes: duplex

Type of modulation: OFDM  
 Fixed point to point operation: Yes / No

Antenna: Dipole Antenna

Antenna gain: 2.76 dBi(for Band 1)  
 3.13 dBi(for Band 4)

Power supply: Adapter (I/P: 100-240Vac, 50/60Hz, MAX 0.3A  
 O/P: 12Vdc, 1A)

**Band 1**

Emission designator: 802.11a: 17M2D1D  
 802.11n 20 MHz: 18M2D1D  
 802.11n 40 MHz: 37M3D1D  
 802.11ac:75M6D4D

**Band 4**

Emission designator: 802.11a: 17M4D1D  
 802.11n 20 MHz: 19M2D1D  
 802.11n 40 MHz: 40M8D1D  
 802.11ac:66M0D4D

Note: Tests were performed under worst case mode 802.11a 6 Mbps, 802.11n 20MHz(MCS0), 802.11n 40MHz(MCS0) and 802.11ac 80MHz(6Mbps).

**Classification:**

Fixed Device	<input checked="" type="checkbox"/>
Mobile Device (Human Body distance > 20cm)	<input type="checkbox"/>
Portable Device (Human Body distance < 20cm)	<input type="checkbox"/>



# Worldwide Testing Services(Taiwan) Co., Ltd.

Registration number: W6D21410-14563-C-54

FCC ID: ZTT-TAPEX2

Manufacturer: (if applicable)

Name: ./.

Street: ./.

Town: ./.

Country: ./.

## Transmitter

## Unom

### **Band 1**

#### **Mode A (OFDM)**

Power ( ch 36 or A): Conducted: 19.04 dBm

Power ( ch 40 or B): Conducted: 19.04 dBm

Power ( ch 48 or C): Conducted: 19.85 dBm

#### **Mode B (OFDM)**

Power ( ch 36 or A): Conducted: 18.37 dBm

Power ( ch 40 or B): Conducted: 18.71 dBm

Power ( ch 48 or C): Conducted: 18.82 dBm

#### **Mode C (OFDM)**

Power ( ch 38 or A): Conducted: 18.19 dBm

Power ( ch 46 or B): Conducted: 19.25 dBm

#### **Mode D (OFDM)**

Power ( ch 42 or A): Conducted: 17.35 dBm

### **Band 4**

#### **Mode A (OFDM)**

Power ( ch 149 or A): Conducted: 16.79 dBm

Power ( ch 157 or B): Conducted: 15.01 dBm

Power ( ch 165 or C): Conducted: 15.01 dBm

#### **Mode B (OFDM)**

Power ( ch 149 or A): Conducted: 15.02 dBm

Power ( ch 157 or B): Conducted: 14.56 dBm

Power ( ch 165 or C): Conducted: 14.55 dBm

#### **Mode C (OFDM)**

Power ( ch 151 or A): Conducted: 15.80 dBm

Power ( ch 159 or B): Conducted: 15.72 dBm

#### **Mode D (OFDM)**

Power ( ch 155 or A): Conducted: 14.71 dBm

## **1.6 Test standards**

Technical standard : 47 CFR FCC Part 15 Subpart E § 15.407



Registration number: W6D21410-14563-C-54  
FCC ID: ZTT-TAPEX2

## **2 Technical test**

### **2.1 Summary of test results**

No deviations from the technical specification(s) were ascertained in the course of the tests performed.

**or**

The deviations as specified in 3 were ascertained in the course of the tests performed.

### **2.2 Test environment**

Temperature: 23 °C

Relative humidity content: 20 ... 75 %

Air pressure: 86 ... 103 kPa

Details of power supply: Adapter (I/P: 100-240Vac, 50/60Hz, MAX 0.3A  
O/P: 12Vdc, 1A)

### **Special statement:**

- 1. This test report is based on the original test report number.: W6D21410-14561-C-54-R.**
- 2. The relevant Circuitry, PCB Layout, Inner element and Function are exactly the same as the original test report number. W6D21410-14561-C-54-R. The differences are the appearance, the model number, the multi-listing model number and the product name. Therefore the test result is also based on the original test report no. W6D21410-14561-C-54-R without re-testing.**





# Worldwide Testing Services(Taiwan) Co., Ltd.

Registration number: W6D21410-14563-C-54  
 FCC ID: ZTT-TAPEX2

## 2.3 Test Equipment List

No.	Test equipment	Type	Serial No.	Manufacturer	Cal. Date	Next Cal. Date
ETSTW-CE 001	EMI TEST RECEIVER	ESHS10	842121/013	R&S	2014/9/2	2015/9/1
ETSTW-CE 003	AC POWER SOURCE	APS-9102	D161137	GW	Function Test	
ETSTW-CE 008	HF-EICHLITUNG RF STEP ATTENUATOR 139dB DPSP	334.6010.02	844581/024	R&S	Function Test	
ETSTW-CE 009	TEMP.&HUMIDITY CHAMBER	GTH-225-40-1P-U	MAA0305-009	GIANT FORCE	2014/7/8	2015/7/7
ETSTW-CE 016	TWO-LINE V-NETWORK	ENV216	100050	R&S	2014/10/13	2015/10/12
ETSTW-RE 004	EMI TEST RECEIVER	ESI 40	832427/004	R&S	2014/9/2	2015/9/1
ETSTW-RE 005	EMI TEST RECEIVER	ESVS10	843207/020	R&S	2014/9/2	2015/9/1
ETSTW-RE 012	TUNABLE BANDREJECT FILTER	D.C 0309	146	K&L	Function Test	
ETSTW-RE 013	TUNABLE BANDREJECT FILTER	D.C 0336	397	K&L	Function Test	
ETSTW-RE 018	MICROWAVE HORN ANTENNA	AT4560	27212	AR	2014/10/15	2015/10/14
ETSTW-RE 027	Passive Loop Antenna	6512	00034563	ETS-Lindgren	2014/7/01	2015/6/30
ETSTW-RE 030	Double-Ridged Guide Horn Antenna	3117	00035224	ETS-Lindgren	2015/3/17	2016/3/16
ETSTW-RE 045	ESA-E SERIES SPECTRUM ANALYZER	E4404B	MY45111242	Agilent	Pre-test Use	
ETSTW-RE 049	TRILOG Super Broadband test Antenna	VULB 9160	9160-3185	Schwarzbeck	2015/3/19	2016/3/18
ETSTW-RE 050	Attenuator 10dB	50HF-010-1	None	JFW	2015/3/2	2016/3/1
ETSTW-RE 051	Attenuator 6dB	50HF-006-1	None	JFW	2015/3/2	2016/3/1
ETSTW-RE 053	Attenuator 3dB	50HF-003-1	None	JFW	2015/3/2	2016/3/1
ETSTW-RE 055	SPECTRUM ANALYZER	FSU 26	200074	R&S	2014/6/05	2015/6/04
ETSTW-RE 060	Attenuator 30dB	5015-30	F651012z-01	ATM	2015/3/2	2016/3/1
ETSTW-RE 062	Amplifier Module	CHC 2	None	KMIC	2014/11/26	2015/11/25
ETSTW-RE 064	Bluetooth Test Set	MT8852B-042	6K00005709	Anritsu	Function Test	
ETSTW-RE 069	Double-Ridged Guide Horn Antenna	3117	00069377	ETS-Lindgren	Function Test	
ETSTW-RE 072	CELL SITE TEST SET	8921A	3339A00375	HP	2014/10/9	2015/10/8
ETSTW-RE 088	SOLID STATE AMPLIFIER	KMA180265A01	99057	KMIC	2014/9/22	2015/9/21
ETSTW-RE 099	DC Block	50DB-007-1	None	JFW	2015/3/2	2016/3/1
ETSTW-RE 106	Humidity Temperature Meter	TES-1366	091011113	TES	2014/11/7	2015/11/6
ETSTW-RE 111	TRILOG Super Broadband test Antenna	VULB 9160	9160-3309	Schwarz beck	2014/12/5	2015/12/4
ETSTW-RE 112	AC POWER SOURCE	TFC-1005	None	T-Power	Function test	
ETSTW-RE 115	2.4GHz Notch Filter	N0124411	473874	MICROWAVE CIRCUITS	2015/1/7	2016/1/6
ETSTW-RE 120	RF Player	MP9200	MP9210-111022	ADIVIC	Function test	
ETSTW-RE 122	SIGNAL GENERATOR	SMF100A	102149	R&S	2014/6/11	2015/6/10
ETSTW-RE 125	5GHz Notch filter	5NSL11-5200/E221.3-O/O	1	K&L Microwave	2014/8/12	2015/8/11



# Worldwide Testing Services(Taiwan) Co., Ltd.

Registration number: W6D21410-14563-C-54  
 FCC ID: ZTT-TAPEX2

ETSTW-RE 126	5GHz Notch filter	5NSL11-5800/E221.3-O/O	1	K&L Microwave	2014/8/12	2015/8/11
ETSTW-RE 127	RF Switch Box	RFS-01	None	WTS	2015/3/2	2016/3/1
ETSTW-RE 128	5.3GHz Notch filter	N0153001	SN487233	Microwave Circuits	2014/8/12	2015/8/11
ETSTW-RE 129	5.5GHz Notch filter	N0555984	SN487234	Microwave Circuits	2014/8/12	2015/8/11
ETSTW-RE 130	Handheld RF Spectrum Analyzer	N9340A	CN0147000204	Agilent	Pre-test Use	
ETSTW-GSM 002	Universal Radio Communication Tester	CMU 200	109439	R&S	2014/10/20	2015/10/19
ETSTW-GSM 003	Radio Communication Analyzer	MT8820C	6201342073	Anritsu	2015/3/5	2016/3/4
ETSTW-GSM 019	Band Reject Filter	WRCTF824/849-822/851-40 /12+9SS	3	WI	2015/1/7	2016/1/6
ETSTW-GSM 020	Band Reject Filter	WRCD1747/1748-1743/1752-32/5SS	1	WI	2015/1/7	2016/1/6
ETSTW-GSM 021	Band Reject Filter	WRCD1879.5/1880.5-1875.5/1884.5-32/5SS	3	WI	2015/1/7	2016/1/6
ETSTW-GSM 022	Band Reject Filter	WRCT901.9/903.1-904.25-50/8SS	1	WI	2015/1/7	2016/1/6
ETSTW-GSM 023	Power Divider	4901.19.A	None	SUHNER	2014/9/17	2015/9/16
ETSTW-Cable 010	BNC Cable	5 M BNC Cable	None	JYE BAO CO.,LTD.	2014/10/15	2015/10/14
ETSTW-Cable 011	BNC Cable	BNC Cable 1	None	JYE BAO CO.,LTD.	Pre-test Use NCR	
ETSTW-Cable 012	N TYPE To SMA Cable	Cable 012	None	JYE BAO CO.,LTD.	2014/10/15	2015/10/14
ETSTW-Cable 016	BNC Cable	Switch Box	B Cable 1	Schwarz beck	2015/2/25	2016/2/24
ETSTW-Cable 017	BNC Cable	X Cable	B Cable 2	Schwarz beck	2015/2/25	2016/2/24
ETSTW-Cable 018	BNC Cable	Y Cable	B Cable 3	Schwarz beck	2015/2/25	2016/2/24
ETSTW-Cable 019	BNC Cable	Z Cable	B Cable 4	Schwarz beck	2015/2/25	2016/2/24
ETSTW-Cable 022	N TYPE Cable	5006	0002	JYE BAO CO.,LTD.	2015/3/19	2016/3/18
ETSTW-Cable 026	Microwave Cable	SUCOFLEX 104	279075	HUBER+SUHNER	2015/3/2	2016/3/1
ETSTW-Cable 027	Microwave Cable	SUCOFLEX 104	279083	HUBER+SUHNER	2015/3/2	2016/3/1
ETSTW-Cable 028	Microwave Cable	FA147A0015M2020	30064-2	UTIFLEX	2015/1/16	2016/1/15
ETSTW-Cable 029	Microwave Cable	FA147A0015M2020	30064-3	UTIFLEX	2014/9/22	2015/9/21
ETSTW-Cable 030	Microwave Cable	SUCOFLEX 104 (S Cable 9)	279067	HUBER+SUHNER	2015/3/2	2016/3/1
ETSTW-Cable 031	Microwave Cable	SUCOFLEX 104 (S Cable 10)	238092	HUBER+SUHNER	2014/11/26	2015/11/25
ETSTW-Cable 043	Microwave Cable	SUCOFLEX 104	317576	HUBER+SUHNER	2014/11/26	2015/11/25
ETSTW-Cable 048	Microwave Cable	SUCOFLEX 104	325518	HUBER+SUHNER	2014/11/26	2015/11/25
ETSTW-Cable 053	N TYPE To SMA Cable	RG142	None	JYE BAO CO.,LTD.	2015/3/19	2016/3/18
ETSTW-Cable 058	Microwave Cable	SUCOFLEX 104	none	HUBER+SUHNER	2015/3/19	2016/3/18
WTSTW-SW 002	EMI TEST SOFTWARE	EZ EMC	None	Farad	Version ETS-03A1	



Registration number: W6D21410-14563-C-54

FCC ID: ZTT-TAPEX2

## **2.4 Test Procedure**

The test procedures are performed following the test stands ANSI STANDARD C63.4 and FCC 789033 D02 General UNII Test Procedures New Rules v01.

### ■ Minimum Emission Bandwidth for the band 5.725-5.85 GHz

Section 15.407(e) specifies the minimum 6 dB emission bandwidth of at least 500 KHz for the band 5.715-5.85 GHz. The following procedure shall be used for measuring this bandwidth:

- a) Set RBW = 100 kHz.
- b) Set the video bandwidth (VBW)  $\geq 3 \times$  RBW.
- c) Detector = Peak.
- d) Trace mode = max hold.
- e) Sweep = auto couple.
- f) Allow the trace to stabilize.
- g) Measure the maximum width of the emission that is constrained by the frequencies associated with the two outermost amplitude points (upper and lower frequencies) that are attenuated by 6 dB relative to the maximum level measured in the fundamental emission.

Note: The automatic bandwidth measurement capability of a spectrum analyzer or EMI receiver may be employed if it implements the functionality described above.

### ■ 99 Percent Occupied Bandwidth

The 99-percent occupied bandwidth is the frequency bandwidth such that, below its lower and above its upper frequency limits, the mean powers are each equal to 0.5 % of the total mean power of the given emission. Measurement of the 99-percent occupied bandwidth is required only as a condition for using the optional band-edge measurement techniques described in section H)3)d). Measurements of 99-percent occupied bandwidth may also optionally be used in lieu of the 6-dB emission bandwidth to define the minimum frequency range over which the spectrum is integrated when measuring maximum conducted output power as described in section E). However, the 6-dB bandwidth must be measured to determine bandwidth dependent limits on maximum conducted output power in accordance with 15.407(a).

The following procedure shall be used for measuring (99 %) power bandwidth.

1. Set center frequency to the nominal EUT channel center frequency.
2. Set span = 1.5 times to 5.0 times the OBW.
3. Set RBW = 1 % to 5 % of the OBW
4. Set VBW  $\geq 3 \cdot$  RBW
5. Video averaging is not permitted. Where practical, a sample detection and single sweep mode shall be used. Otherwise, peak detection and max hold mode (until the trace stabilizes) shall be used.
6. Use the 99 % power bandwidth function of the instrument (if available).
7. If the instrument does not have a 99 % power bandwidth function, the trace data points are recovered and directly summed in power units. The recovered amplitude data points, beginning at the lowest frequency, are placed in a running sum until 0.5 % of the total is reached; that frequency is recorded as the lower frequency. The process is repeated until 99.5 % of the total is reached; that frequency is recorded as the upper frequency. The 99% occupied bandwidth is the difference between these two frequencies.



Registration number: W6D21410-14563-C-54  
FCC ID: ZTT-TAPEX2

## ■ Maximum conducted output power

- (i) Set span to encompass the entire emission bandwidth (EBW) (or, alternatively, the entire 99% occupied bandwidth) of the signal.
- (ii) Set RBW = 1 MHz.
- (iii) Set VBW  $\geq$  3 MHz.
- (iv) Number of points in sweep  $\geq$  2 Span / RBW. (This ensures that bin-to-bin spacing is  $\leq$  RBW/2, so that narrowband signals are not lost between frequency bins.)
- (v) Sweep time = auto.
- (vi) Detector = RMS (i.e., power averaging), if available. Otherwise, use sample detector mode.
- (vii) If transmit duty cycle  $<$  98 percent, use a video trigger with the trigger level set to enable triggering only on full power pulses. Transmitter must operate at maximum power control level for the entire duration of every sweep. If the EUT transmits continuously (i.e., with no off intervals) or at duty cycle  $\geq$  98 percent, and if each transmission is entirely at the maximum power control level, then the trigger shall be set to “free run”.
- (viii) Trace average at least 100 traces in power averaging (i.e., RMS) mode.
- (ix) Compute power by integrating the spectrum across the EBW (or, alternatively, the entire 99% occupied bandwidth) of the signal using the instrument’s band power measurement function with band limits set equal to the EBW (or occupied bandwidth) band edges. If the instrument does not have a band power function, sum the spectrum levels (in power units) at 1 MHz intervals extending across the EBW (or, alternatively, the entire 99% occupied bandwidth) of the spectrum.

## ■ Power Density

The rules requires “maximum power spectral density” measurements where the intent is to measure the maximum value of the time average of the power spectral density measured during a period of continuous transmission.

1. Create an average power spectrum for the EUT operating mode being tested by following the instructions in section II.E.2. for measuring maximum conducted output power using a spectrum analyzer or EMI receiver: select the appropriate test method (SA-1, SA-2, SA-3, or alternatives to each) and apply it up to, but not including, the step labeled, “Compute power...”. (This procedure is required even if the maximum conducted output power measurement was performed using a power meter, method PM.)
2. Use the peak search function on the instrument to find the peak of the spectrum and record its value.
3. Make the following adjustments to the peak value of the spectrum, if applicable:
  - a) If Method SA-2 or SA-2 Alternative was used, add  $10 \log(1/x)$ , where x is the duty cycle, to the peak of the spectrum.
  - b) If Method SA-3 Alternative was used and the linear mode was used in step II.E.2.g)(viii), add 1 dB to the final result to compensate for the difference between linear averaging and power averaging.
4. The result is the Maximum PSD over 1 MHz reference bandwidth.
5. For devices operating in the bands 5.15-5.25 GHz, 5.25-5.35 GHz, and 5.47-5.725 GHz, the above procedures make use of 1 MHz RBW to satisfy directly the 1 MHz reference bandwidth specified in § 15.407(a)(5). For devices operating in the band 5.725-5.85 GHz, the rules specify a measurement bandwidth of 500 kHz. Many spectrum analyzers do not have 500 kHz RBW, thus



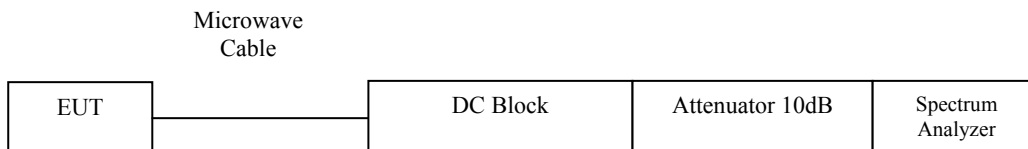
Registration number: W6D21410-14563-C-54  
FCC ID: ZTT-TAPEX2

a narrower RBW may need to be used. The rules permit the use of a RBWs less than 1 MHz, or 500 kHz, “provided that the measured power is integrated over the full reference bandwidth” to show the total power over the specified measurement bandwidth (i.e., 1 MHz, or 500 kHz). If measurements are performed using a reduced resolution bandwidth (< 1 MHz, or < 500 kHz) and integrated over 1 MHz, or 500 KHz bandwidth, the following adjustments to the procedures apply:

- a) Set  $RBW \geq 1/T$ , where T is defined in section II.B.1.a).
- b) Set  $VBW \geq 3 RBW$ .
- c) If measurement bandwidth of Maximum PSD is specified in 500 kHz, add  $10\log(500\text{kHz}/RBW)$  to the measured result, whereas  $RBW (< 500 \text{ KHz})$  is the reduced resolution bandwidth of the spectrum analyzer set during measurement.
- d) If measurement bandwidth of Maximum PSD is specified in 1 MHz, add  $10\log(1\text{MHz}/RBW)$  to the measured result, whereas  $RBW (< 1 \text{ MHz})$  is the reduced resolution bandwidth of spectrum analyzer set during measurement.
- e) Care must be taken to ensure that the measurements are performed during a period of continuous transmission or are corrected upward for duty cycle.

Note: As a practical matter, it is recommended to use reduced RBW of 100 KHz for the sections 5.c) and 5.d) above, since  $RBW=100 \text{ KHz}$  is available on nearly all spectrum analyzers.

### Conducted measurement test setup





Registration number: W6D21410-14563-C-54  
 FCC ID: ZTT-TAPEX2

**3 Test results (enclosure)**

Test case	Para. Number	Required	Test passed	Test failed
Peak Transmit Power	15.407(a)	<input checked="" type="checkbox"/>	<input checked="" type="checkbox"/>	<input type="checkbox"/>
6-dB emission bandwidth	15.407(a)	<input checked="" type="checkbox"/>	<input checked="" type="checkbox"/>	<input type="checkbox"/>
26-dB emission bandwidth	15.407(a)	<input checked="" type="checkbox"/>	<input checked="" type="checkbox"/>	<input type="checkbox"/>
99 % Occupied Bandwidth	789033 D02 General UNII Test Procedures New Rules v01	<input checked="" type="checkbox"/>	<input checked="" type="checkbox"/>	<input type="checkbox"/>
Peak Power Spectral Density	15.407(a)	<input checked="" type="checkbox"/>	<input checked="" type="checkbox"/>	<input type="checkbox"/>
Undesirable emission limits	15.407(b)	<input checked="" type="checkbox"/>	<input checked="" type="checkbox"/>	<input type="checkbox"/>
Radio Frequency Exposure	15.407(f)	<input checked="" type="checkbox"/>	<input checked="" type="checkbox"/>	<input type="checkbox"/>
Radiated Emission from Receiver Part	15.109	<input type="checkbox"/>	<input type="checkbox"/>	<input type="checkbox"/>
AC Conducted Emissions	15.207	<input checked="" type="checkbox"/>	<input checked="" type="checkbox"/>	<input type="checkbox"/>

The following is intentionally left blank.



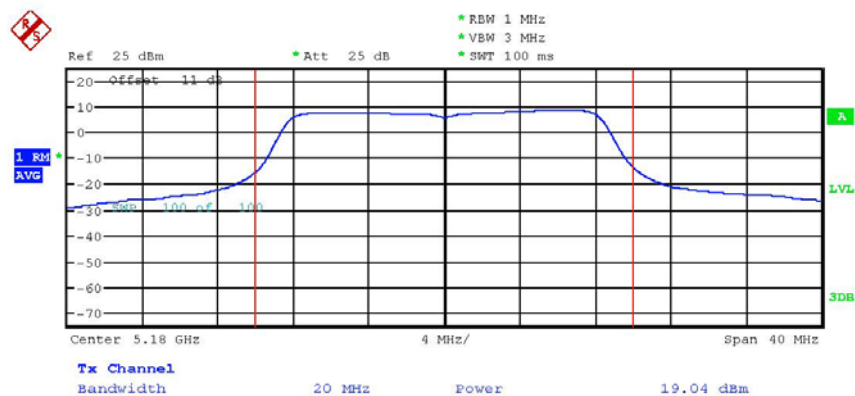
Registration number: W6D21410-14563-C-54  
FCC ID: ZTT-TAPEX2

### 3.1 Peak Transmit Power, FCC 15.407 (a)

According to §15.407(a)

1. For the band 5.15-5.25 GHz, the maximum conducted power over the frequency of operation shall not exceed the lesser of 30 dBm (1 W) for master device and 24 dBm (250 mW) for mobile/portable client device.
2. For the band 5.25-5.35 GHz and 5.47-5.725 GHz, the maximum conducted power over the frequency of operation shall not exceed the lesser of 24 dBm (250 mW) or  $11\text{dBm} + 10 \log B$ , whichever is lower ( $B= 26\text{-dB emission BW}$ ).
3. For the band 5.725-5.850 GHz, the maximum conducted power over the frequency of operation shall not exceed the lesser of 30 dBm (1 W).

Band 1

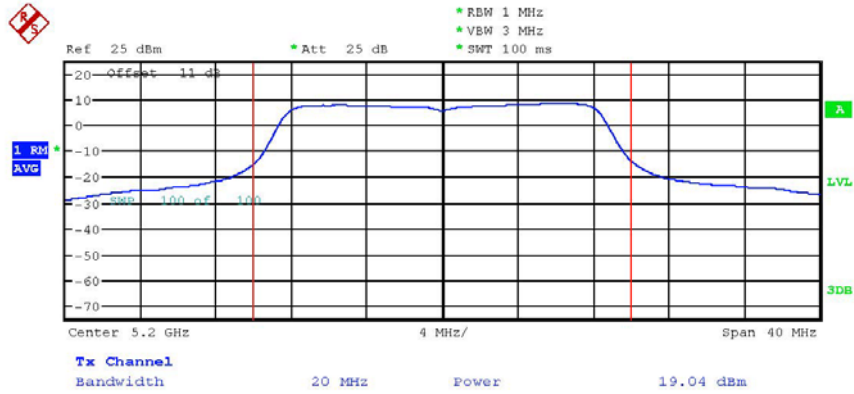


MAXIMUM CONDUCTED POWER ANT0\_11aCH36  
Date: 27.MAR.2015 17:02:50



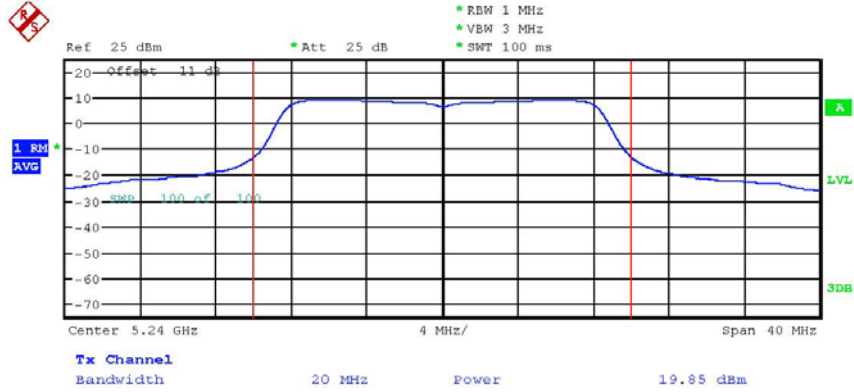
# Worldwide Testing Services(Taiwan) Co., Ltd.

Registration number: W6D21410-14563-C-54  
FCC ID: ZTT-TAPEX2



MAXIMUM CONDUCTED POWER ANT0\_11ach40

Date: 27.MAR.2015 17:05:24



MAXIMUM CONDUCTED POWER ANT0\_11ach48

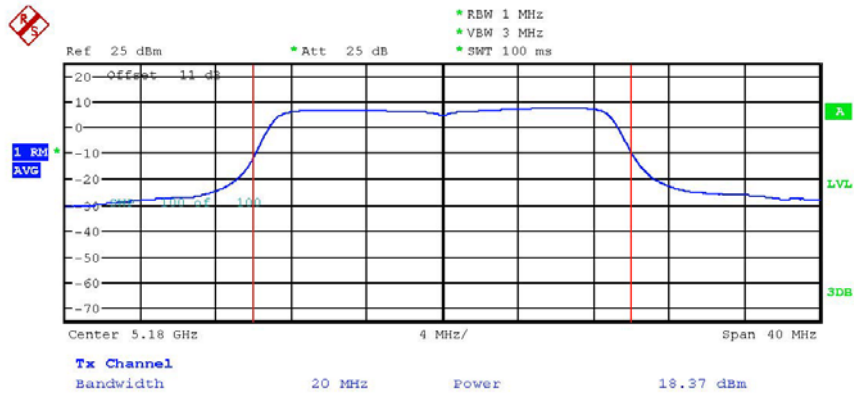
Date: 27.MAR.2015 17:06:41





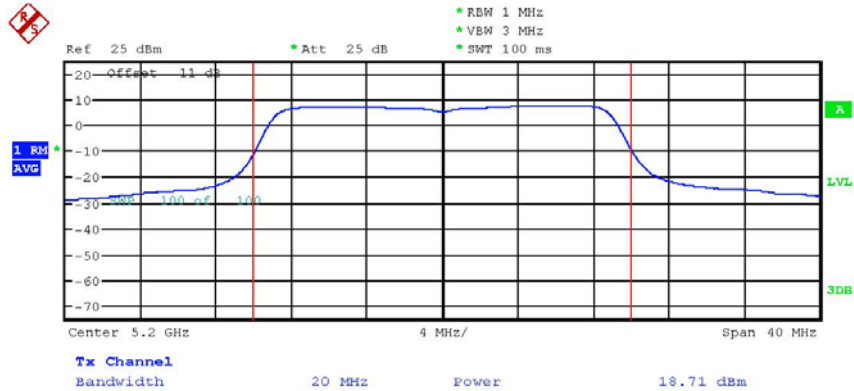
# Worldwide Testing Services(Taiwan) Co., Ltd.

Registration number: W6D21410-14563-C-54  
FCC ID: ZTT-TAPEX2



MAXIMUM CONDUCTED POWER ANT0\_11n20CH36

Date: 27.MAR.2015 17:08:47



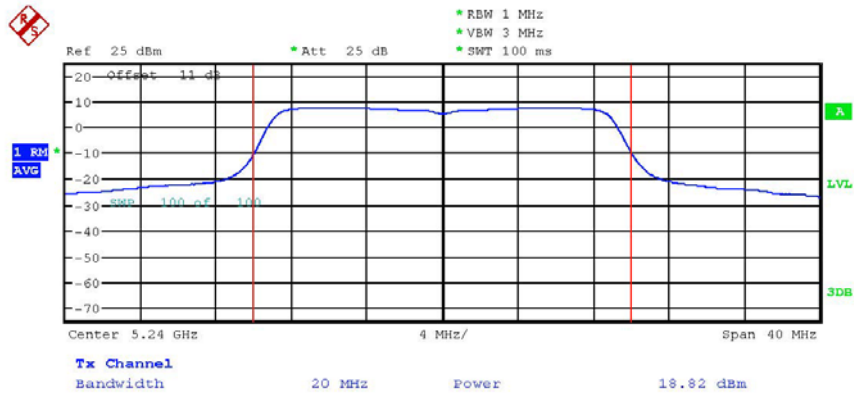
MAXIMUM CONDUCTED POWER ANT0\_11n20CH40

Date: 27.MAR.2015 17:09:57

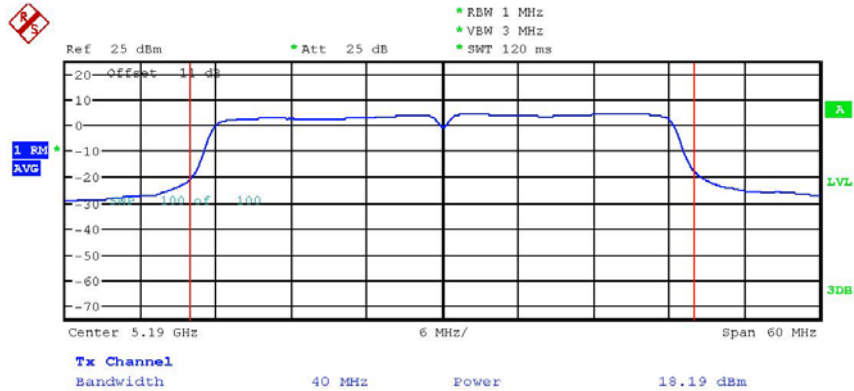


# Worldwide Testing Services(Taiwan) Co., Ltd.

Registration number: W6D21410-14563-C-54  
 FCC ID: ZTT-TAPEX2



MAXIMUM CONDUCTED POWER ANT0\_11n20CH48  
 Date: 27.MAR.2015 17:11:07

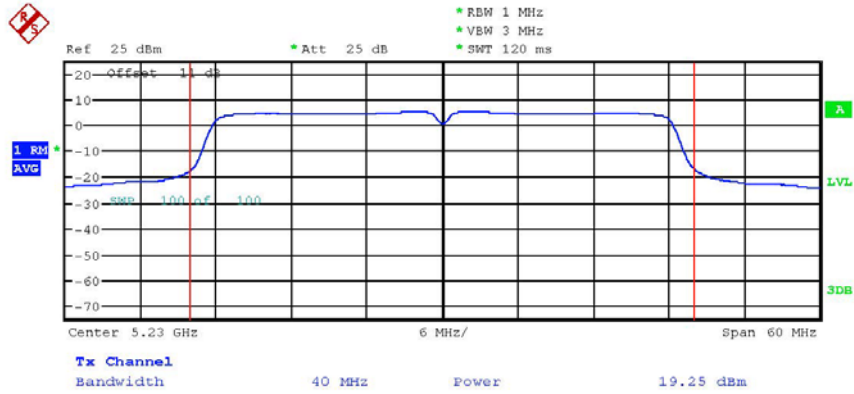


MAXIMUM CONDUCTED POWER ANT0\_11n40CH38  
 Date: 27.MAR.2015 17:13:47

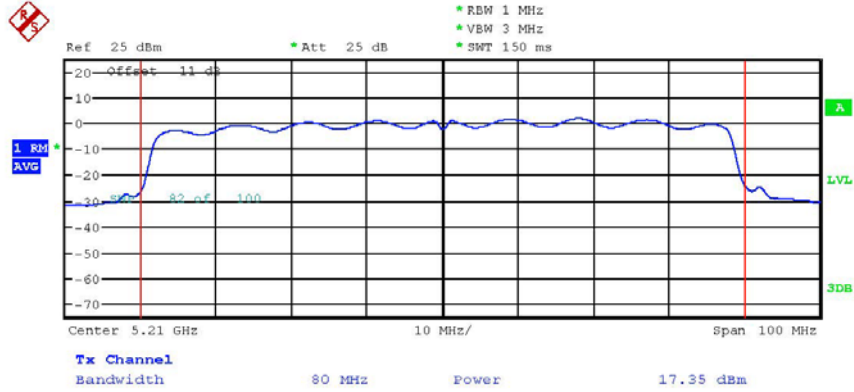


# Worldwide Testing Services(Taiwan) Co., Ltd.

Registration number: W6D21410-14563-C-54  
FCC ID: ZTT-TAPEX2



MAXIMUM CONDUCTED POWER ANT0\_11n40CH46  
Date: 27.MAR.2015 17:15:05



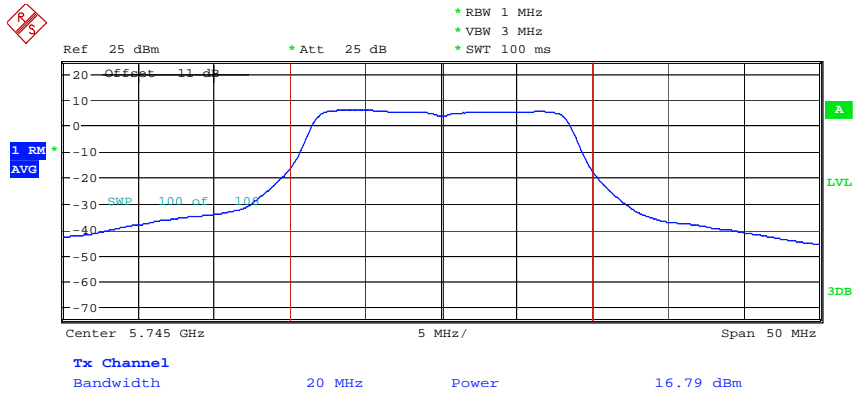
MAXIMUM CONDUCTED POWER ANT0\_11ac80CH42  
Date: 27.MAR.2015 17:18:35



Registration number: W6D21410-14563-C-54

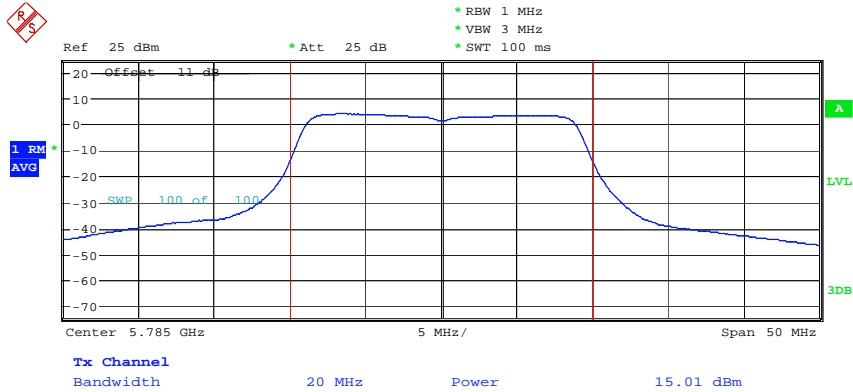
FCC ID: ZTT-TAPEX2

Band 4



MAXIMUM CONDUCTED POWER CDD ANT0\_aCH149

Date: 2.FEB.2015 23:10:10



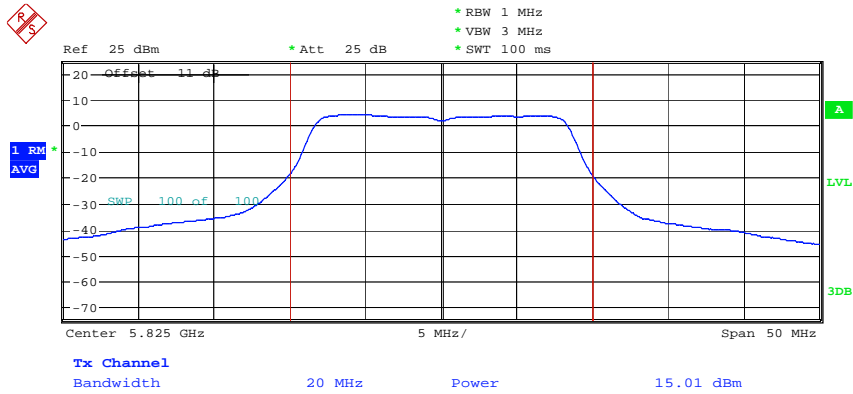
MAXIMUM CONDUCTED POWER CDD ANT0\_aCH157

Date: 2.FEB.2015 23:29:04



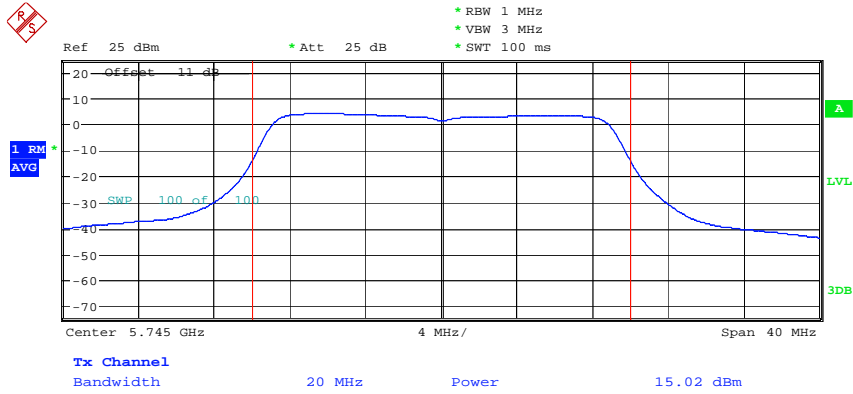
# Worldwide Testing Services(Taiwan) Co., Ltd.

Registration number: W6D21410-14563-C-54  
 FCC ID: ZTT-TAPEX2



MAXIMUM CONDUCTED POWER CDD ANT0\_aCH165

Date: 2.FEB.2015 23:48:13

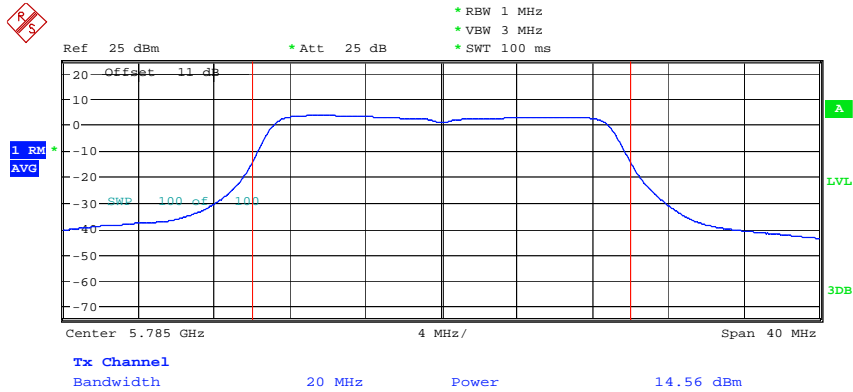


MAXIMUM CONDUCTED POWER CDD ANT0\_VHT20CH149

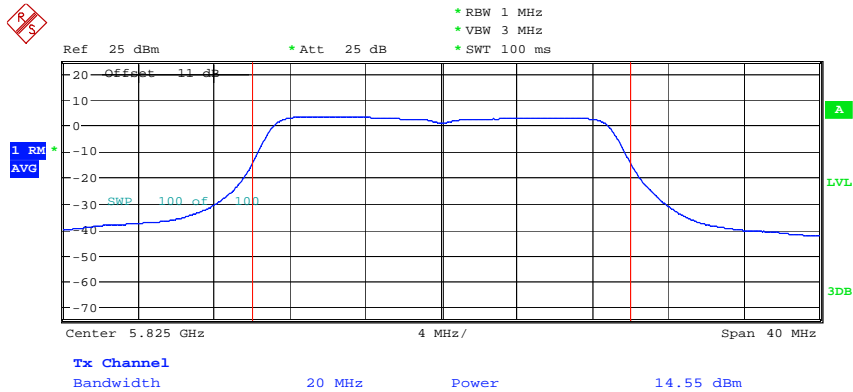
Date: 2.FEB.2015 23:23:56



Registration number: W6D21410-14563-C-54  
 FCC ID: ZTT-TAPEX2



MAXIMUM CONDUCTED POWER CDD ANT0\_VHT20CH157  
 Date: 2.FEB.2015 23:35:22

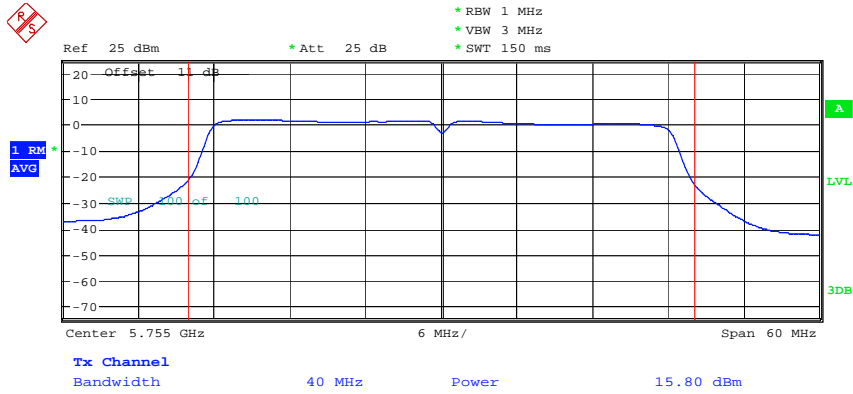


MAXIMUM CONDUCTED POWER CDD ANT0\_VHT20CH165  
 Date: 2.FEB.2015 23:40:09

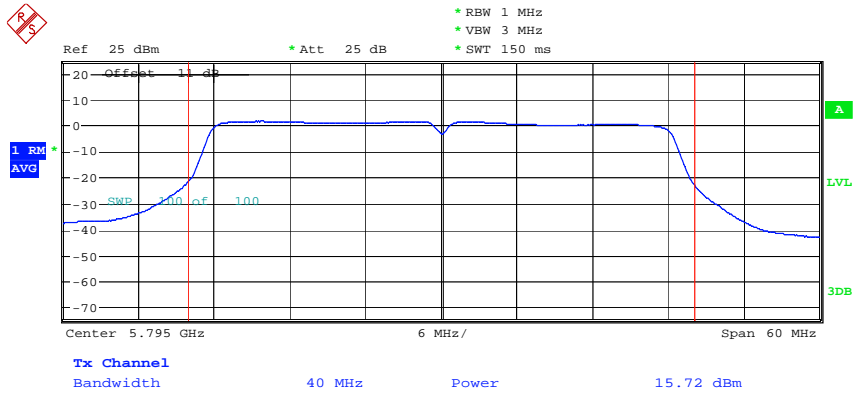


# Worldwide Testing Services(Taiwan) Co., Ltd.

Registration number: W6D21410-14563-C-54  
 FCC ID: ZTT-TAPEX2



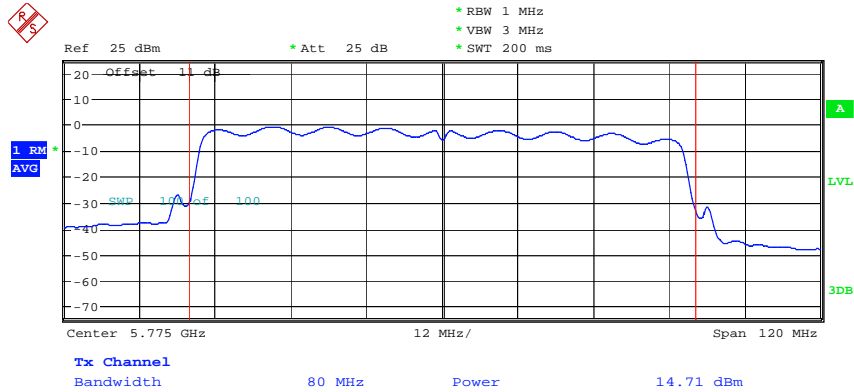
MAXIMUM CONDUCTED POWER CDD ANT0\_VHT40CH151  
 Date: 2.FEB.2015 23:54:00



MAXIMUM CONDUCTED POWER CDD ANT0\_VHT40CH159  
 Date: 3.FEB.2015 00:01:10



Registration number: W6D21410-14563-C-54  
FCC ID: ZTT-TAPEX2



MAXIMUM CONDUCTED POWER CDD ANT0\_VHT80CH155  
Date: 3.FEB.2015 00:07:31

Test equipment used: ETSTW-RE 055, ETSTW-RE 050

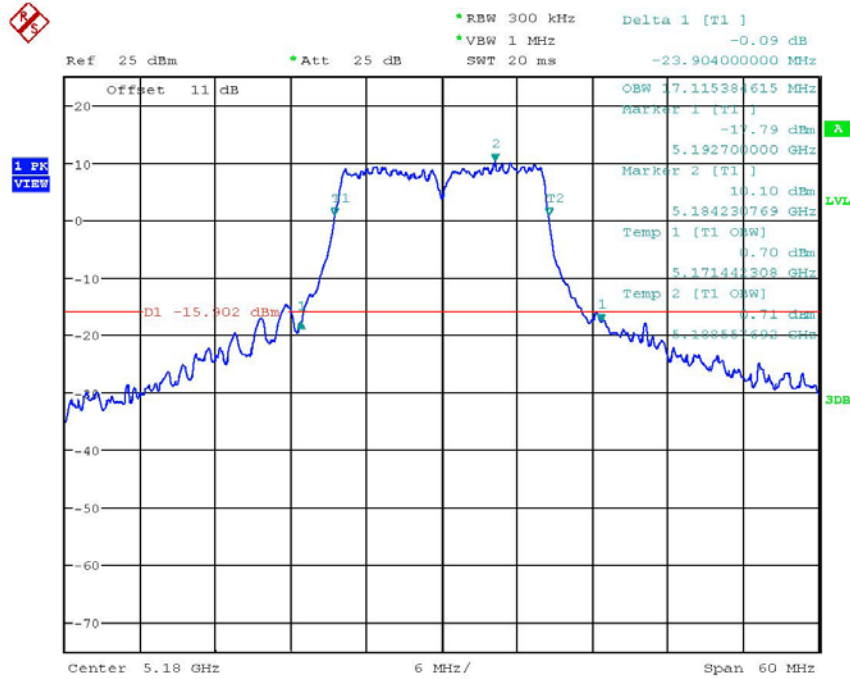




Registration number: W6D21410-14563-C-54  
 FCC ID: ZTT-TAPEX2

**3.2 26dB emission bandwidth, 99% Occupied Bandwidth, FCC 15.407 (a)**

According to §15.407(a). No Limit required.  
 Band 1

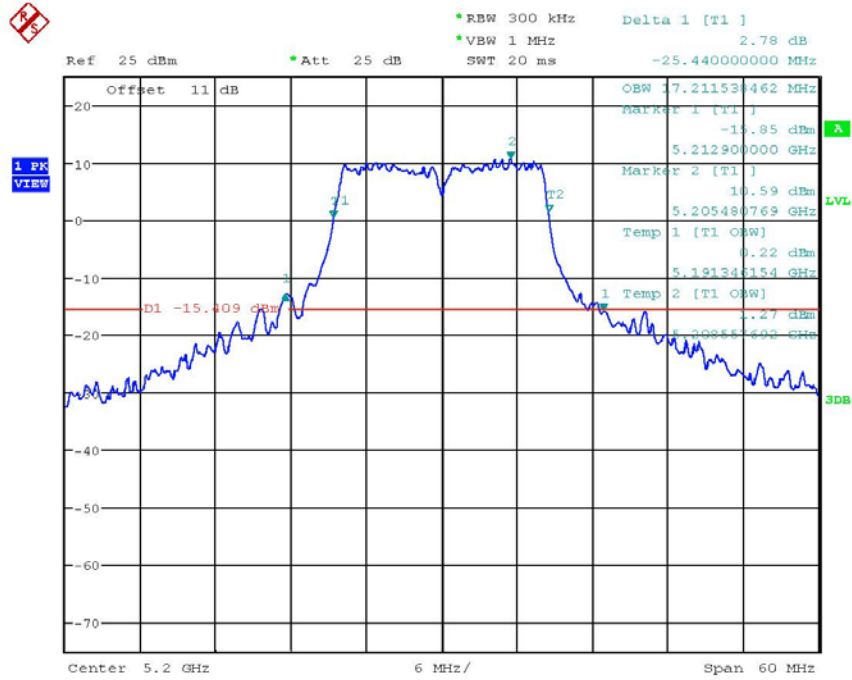


99% OBW & 26DB BANDWIDTH ANTO\_11a\_CH36  
 Date: 27.MAR.2015 17:03:23

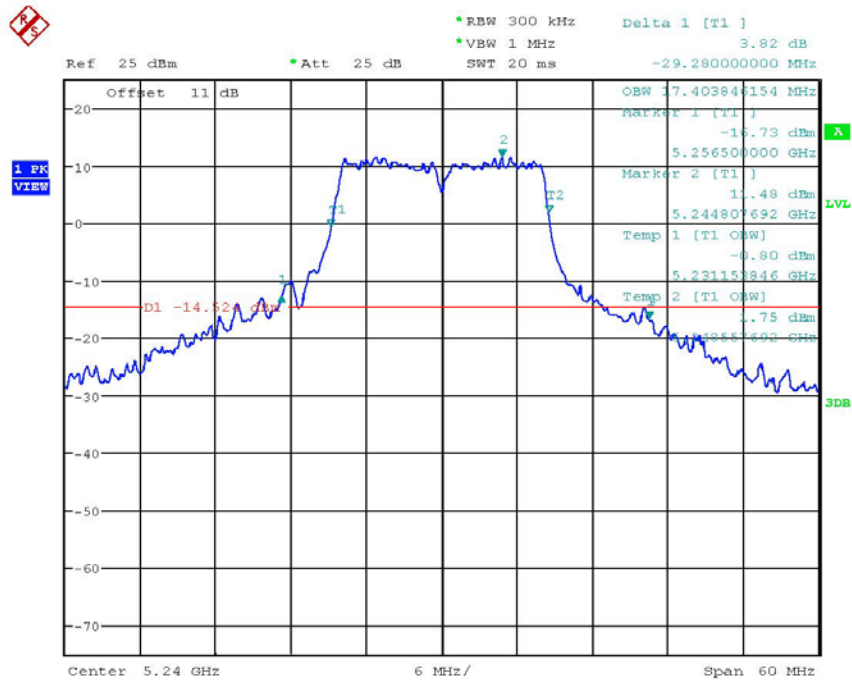


# Worldwide Testing Services(Taiwan) Co., Ltd.

Registration number: W6D21410-14563-C-54  
 FCC ID: ZTT-TAPEX2



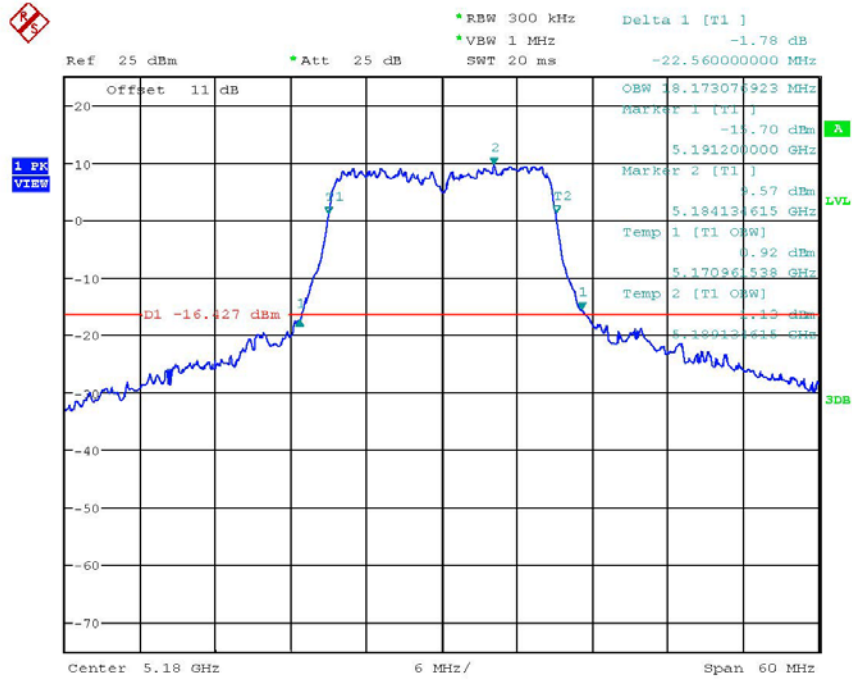
99% OBW & 26DB BANDWIDTH ANTO\_11a\_CH40  
 Date: 27.MAR.2015 17:06:03



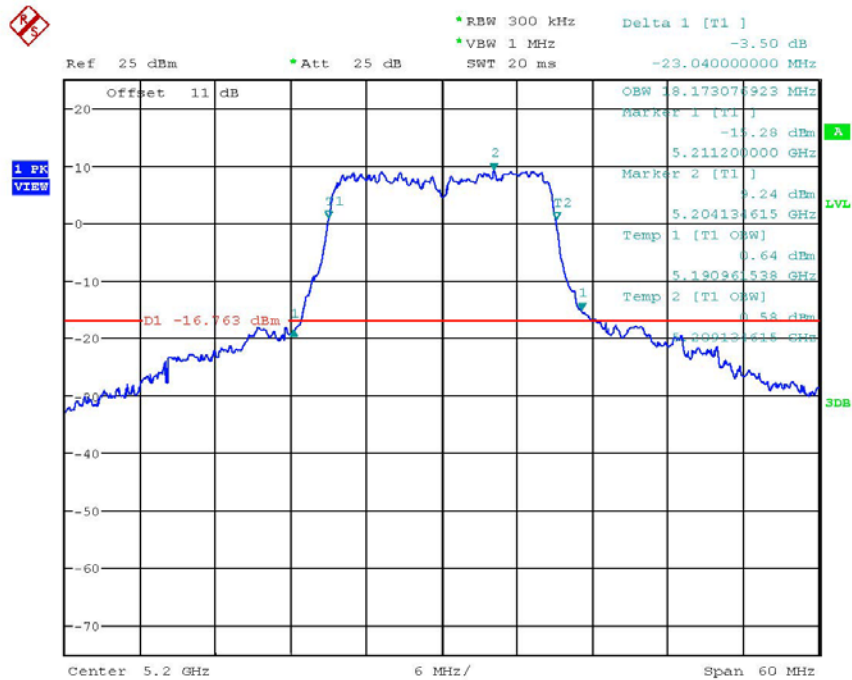
99% OBW & 26DB BANDWIDTH ANTO\_11a\_CH48  
 Date: 27.MAR.2015 17:07:20



Registration number: W6D21410-14563-C-54  
 FCC ID: ZTT-TAPEX2



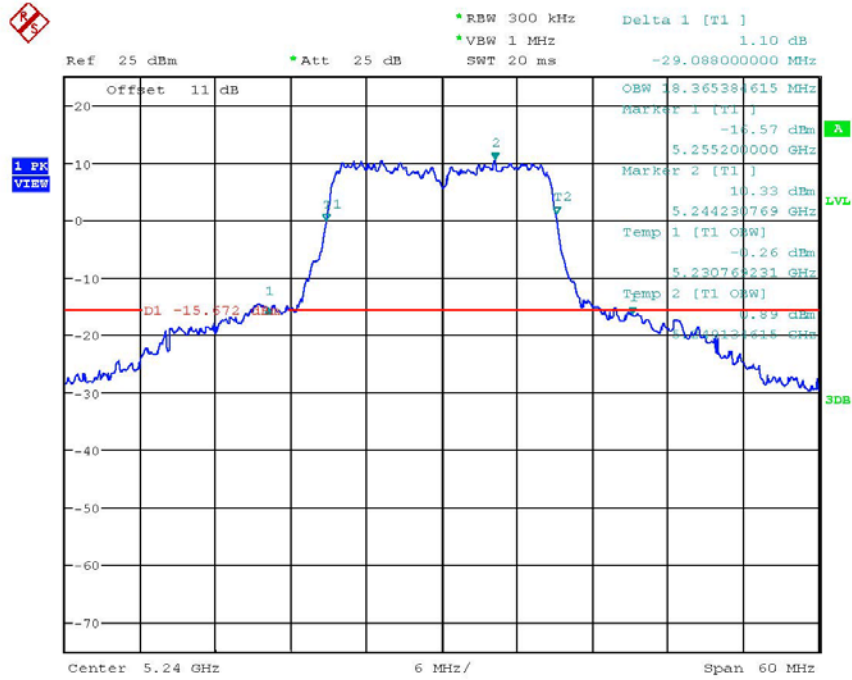
99% OBW & 26DB BANDWIDTH ANT0\_11n20\_CH36  
 Date: 27.MAR.2015 17:09:21



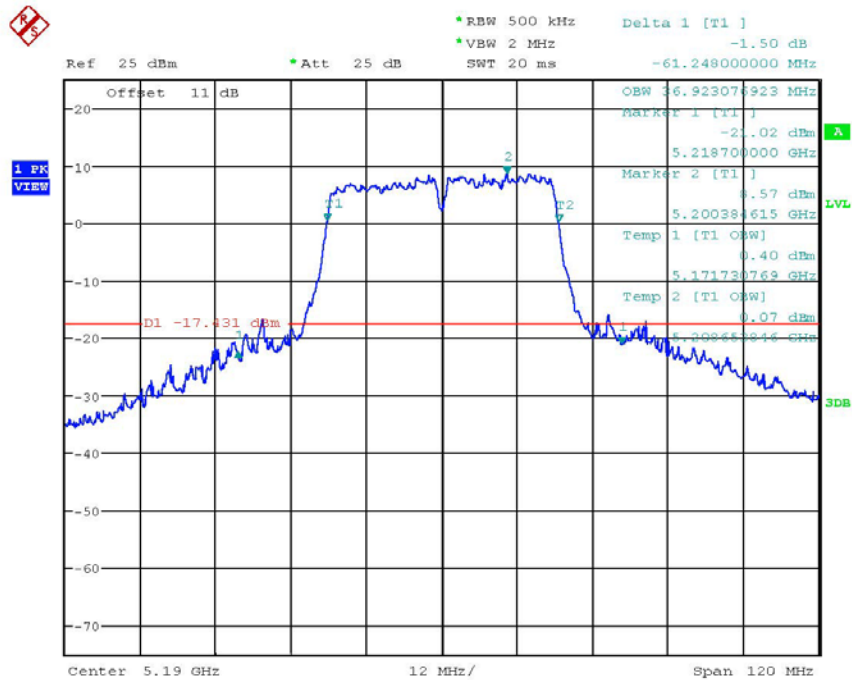
99% OBW & 26DB BANDWIDTH ANT0\_11n20\_CH40  
 Date: 27.MAR.2015 17:10:32



Registration number: W6D21410-14563-C-54  
 FCC ID: ZTT-TAPEX2



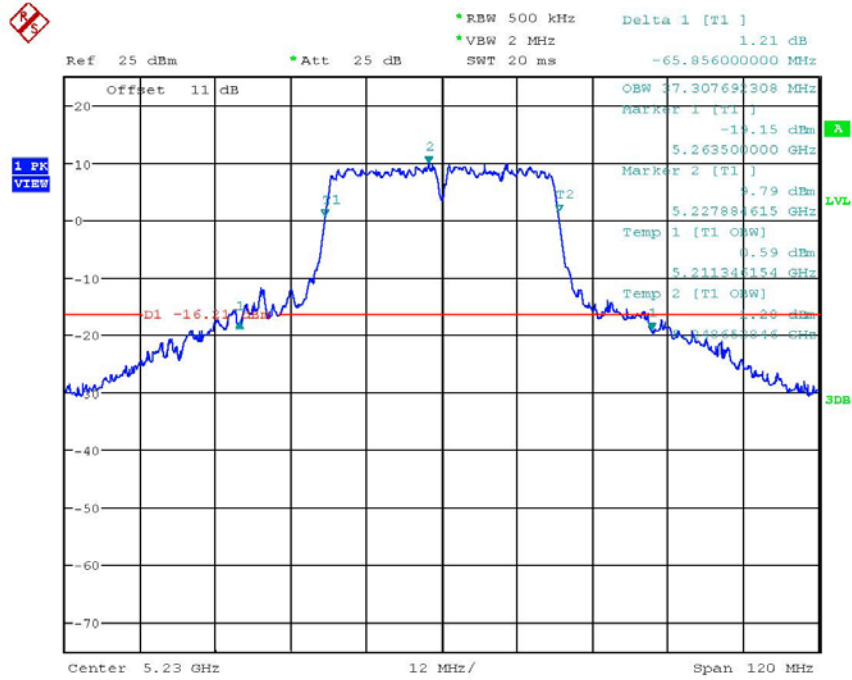
99% OBW & 26DB BANDWIDTH ANT0\_11n20\_CH48  
 Date: 27.MAR.2015 17:11:44



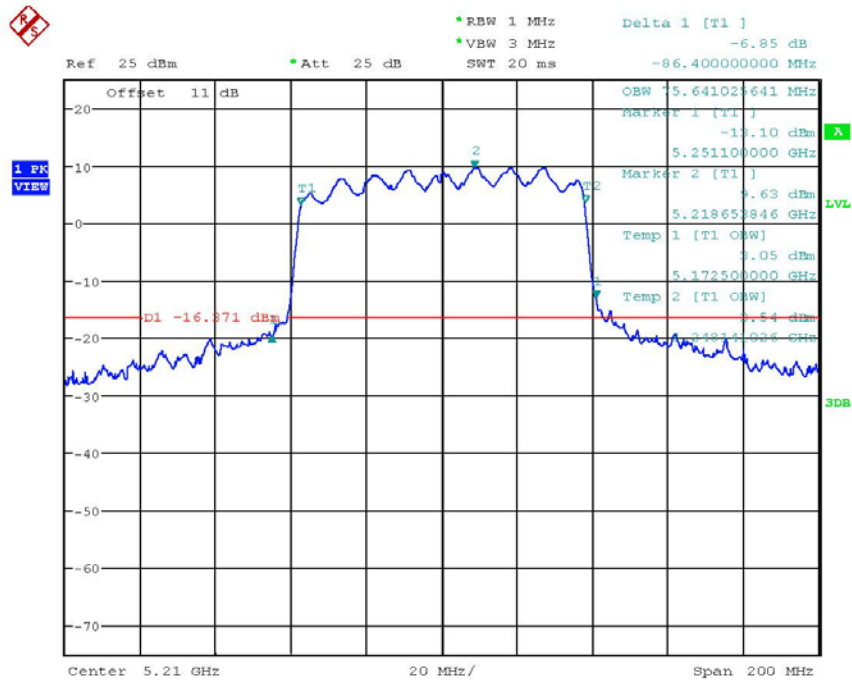
99% OBW & 26DB BANDWIDTH ANT0\_11n40\_CH38  
 Date: 27.MAR.2015 17:14:29



Registration number: W6D21410-14563-C-54  
 FCC ID: ZTT-TAPEX2



99% OBW & 26DB BANDWIDTH ANT0\_11n40\_CH46  
 Date: 27.MAR.2015 17:15:46



99% OBW & 26DB BANDWIDTH ANT0\_11ac80\_CH42  
 Date: 27.MAR.2015 17:19:14

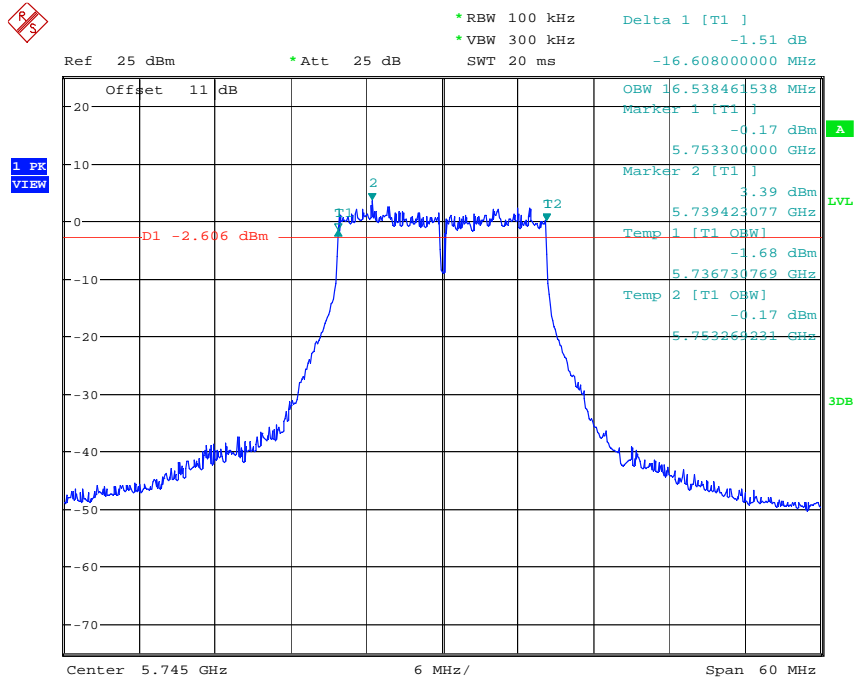


Registration number: W6D21410-14563-C-54  
 FCC ID: ZTT-TAPEX2

### 3.3 6dB emission bandwidth, 99% Occupied Bandwidth, FCC 15.407 (a)

According to §15.407(a). No Limit required.

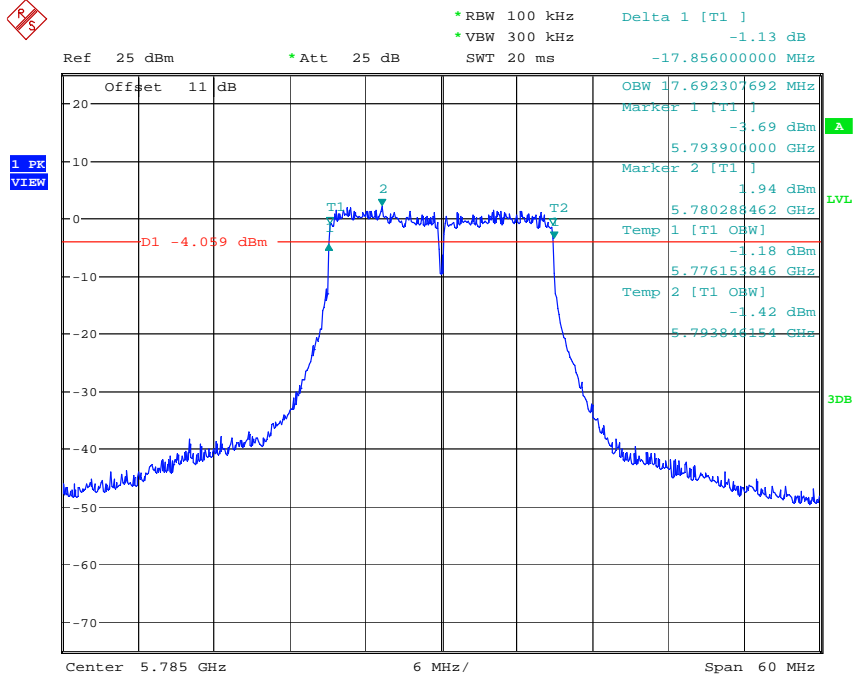
Result:  
 Band 4



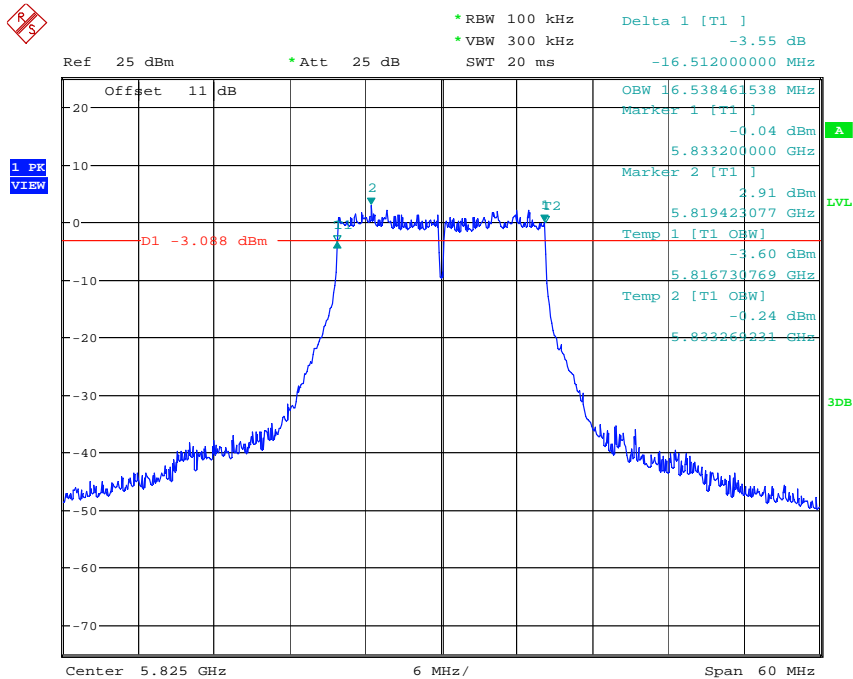
99% OBW & 6DB BANDWIDTH CDD ANT1\_a Mode\_CH149  
 Date: 2.FEB.2015 23:20:53



Registration number: W6D21410-14563-C-54  
 FCC ID: ZTT-TAPEX2



99% OBW & 6DB BANDWIDTH CDD ANT1\_a Mode\_CH157  
 Date: 2.FEB.2015 23:33:57

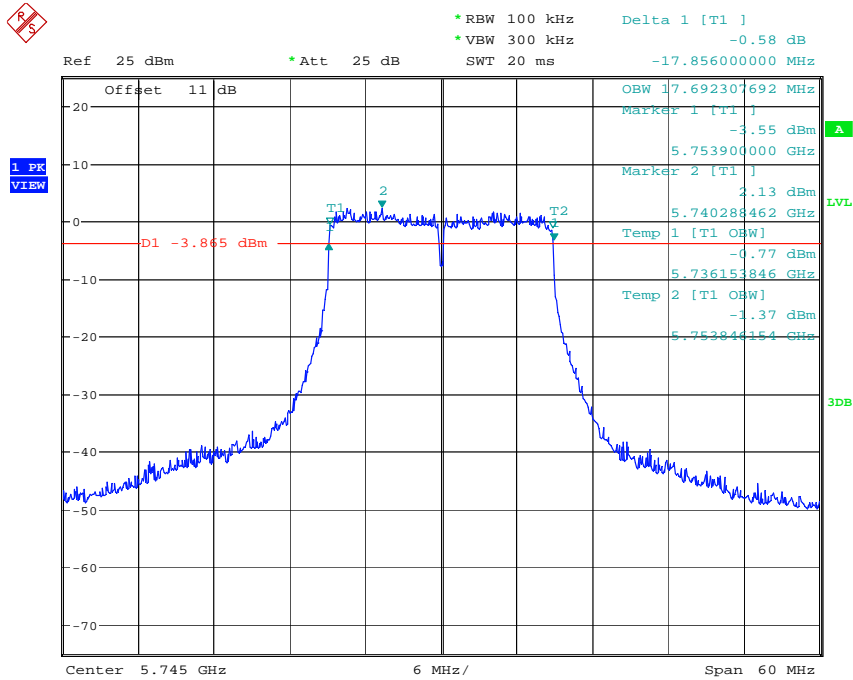


99% OBW & 6DB BANDWIDTH CDD ANT1\_a Mode\_CH165  
 Date: 2.FEB.2015 23:50:46

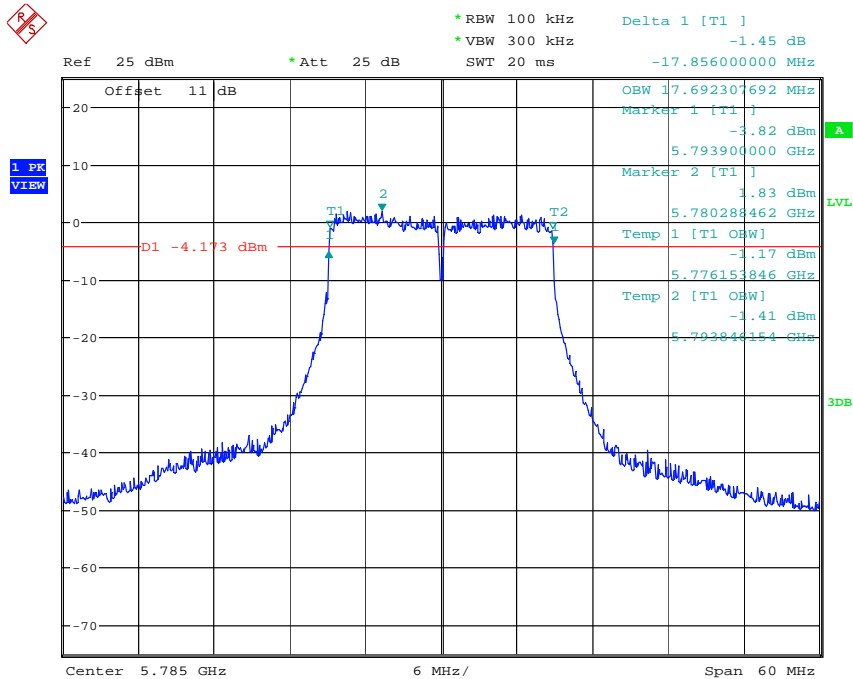


# Worldwide Testing Services(Taiwan) Co., Ltd.

Registration number: W6D21410-14563-C-54  
 FCC ID: ZTT-TAPEX2



99% OBW & 6DB BANDWIDTH CDD ANT0\_VHT20\_CH149  
 Date: 2.FEB.2015 23:26:57



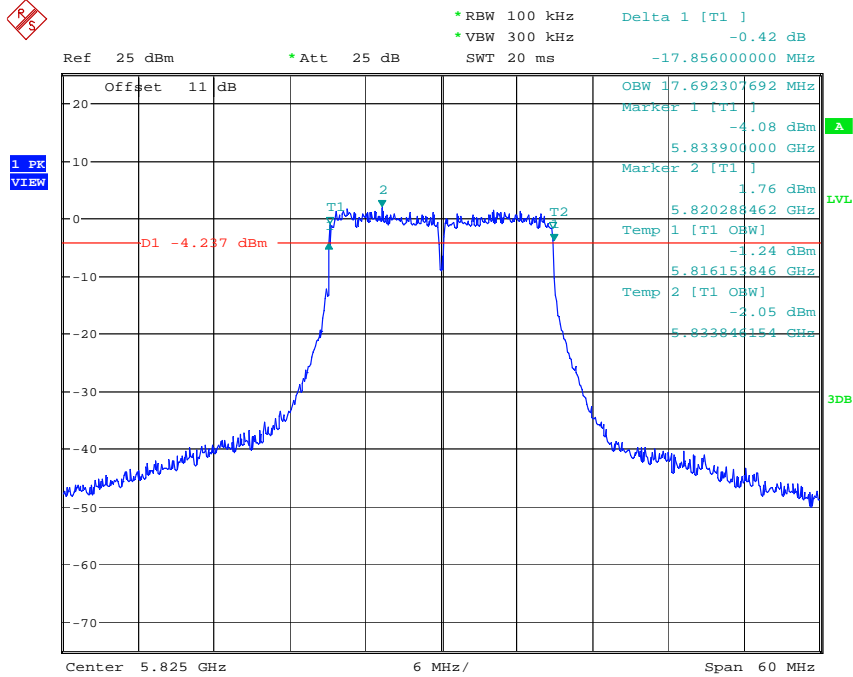
99% OBW & 6DB BANDWIDTH CDD ANT0\_VHT20\_CH157  
 Date: 2.FEB.2015 23:37:28



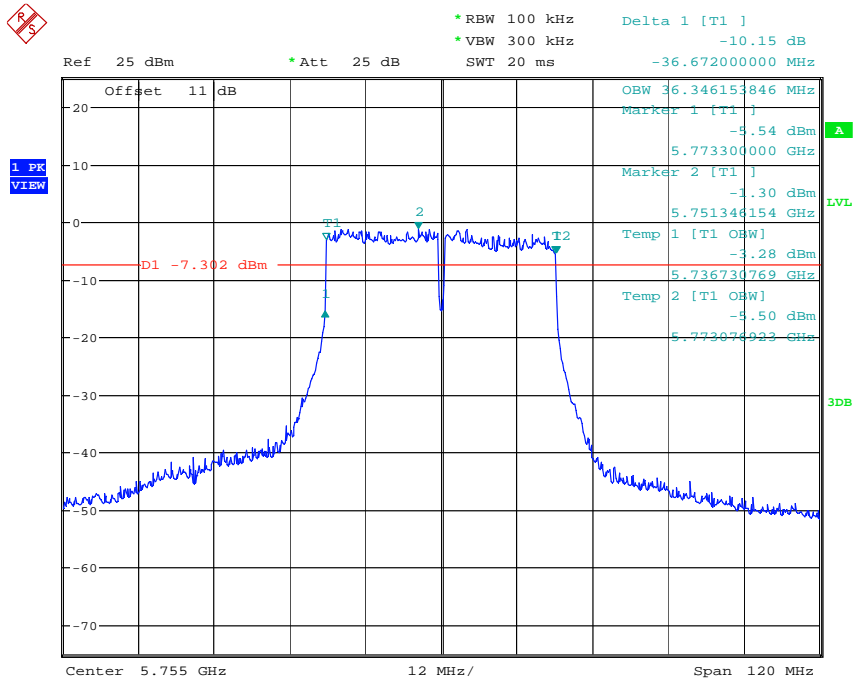


# Worldwide Testing Services(Taiwan) Co., Ltd.

Registration number: W6D21410-14563-C-54  
 FCC ID: ZTT-TAPEX2



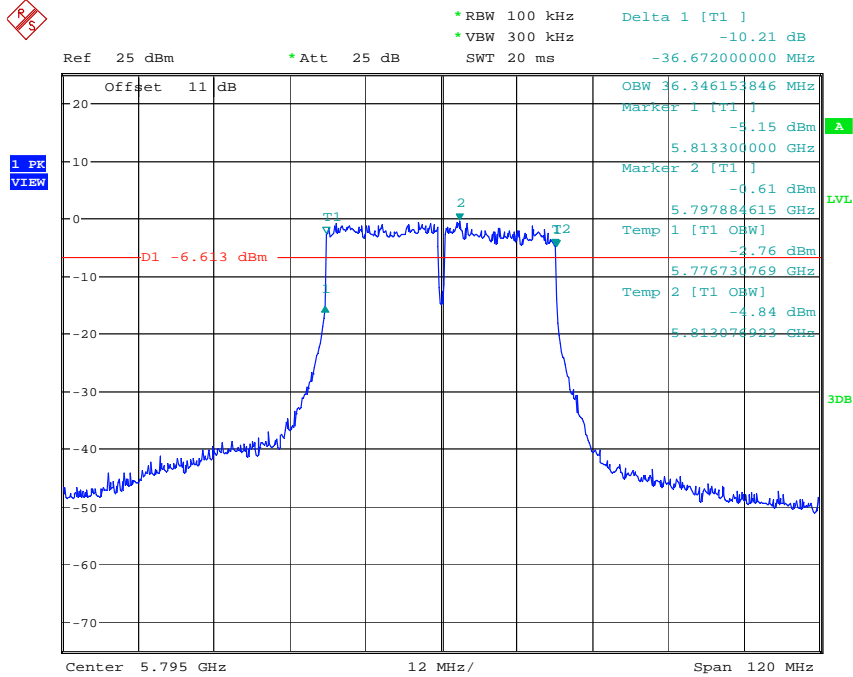
99% OBW & 6DB BANDWIDTH CDD ANT0\_VHT20\_CH165  
 Date: 2.FEB.2015 23:43:32



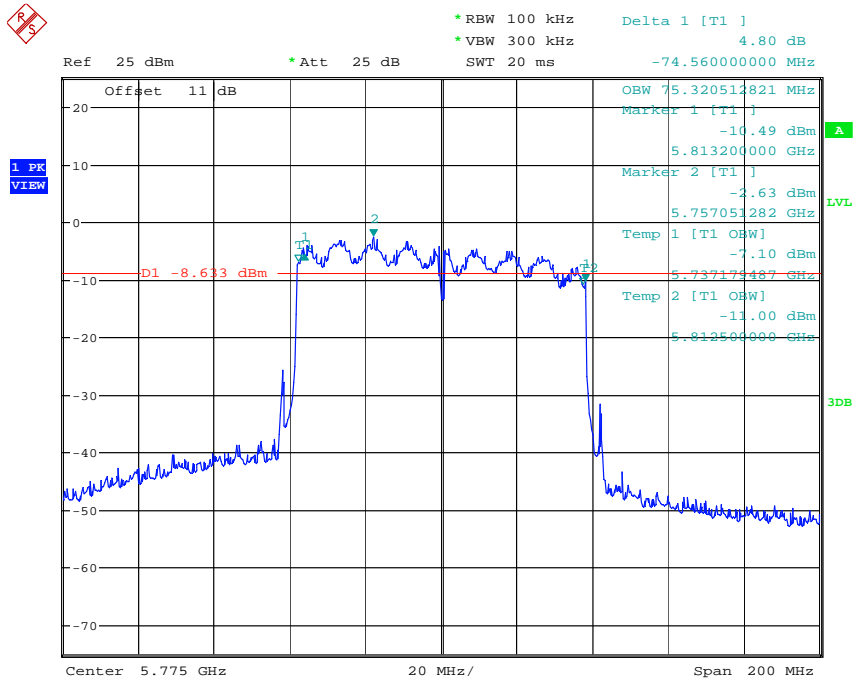
99% OBW & 6DB BANDWIDTH CDD ANT0\_VHT40\_CH151  
 Date: 2.FEB.2015 23:57:55



Registration number: W6D21410-14563-C-54  
 FCC ID: ZTT-TAPEX2



99% OBW & 6DB BANDWIDTH CDD ANT0\_VHT40\_CH159  
 Date: 3.FEB.2015 00:04:11



99% OBW & 6DB BANDWIDTH CDD ANT0\_VHT80\_CH155  
 Date: 3.FEB.2015 00:11:30

Test equipment used: ETSTW-RE 055, ETSTW-RE 050



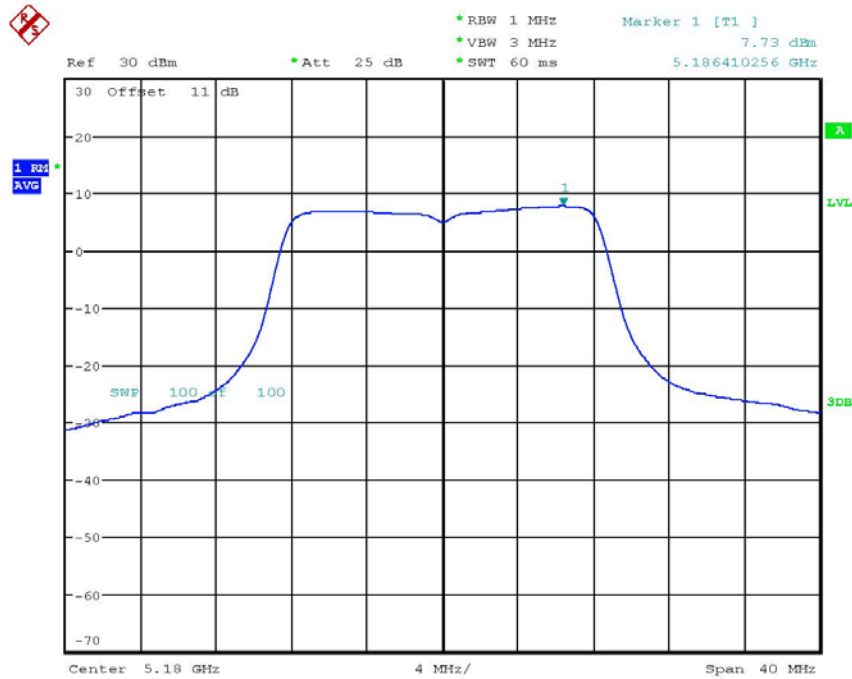
Registration number: W6D21410-14563-C-54  
FCC ID: ZTT-TAPEX2

### 3.4 Peak Power Spectral Density, FCC 15.407 (a)

According to §15.407(a)

1. For the band 5.15-5.25 GHz, the peak power spectral density shall not exceed 4 dBm in any 1-MHz band.
2. For the band 5.25-5.35 GHz and 5.47-5.725GHz, the peak power spectral density shall not exceed 11 dBm in any 1-MHz band.
3. For the band 5.725-5.825 GHz, the peak power spectral density shall not exceed 17 dBm in any 1-MHz band.

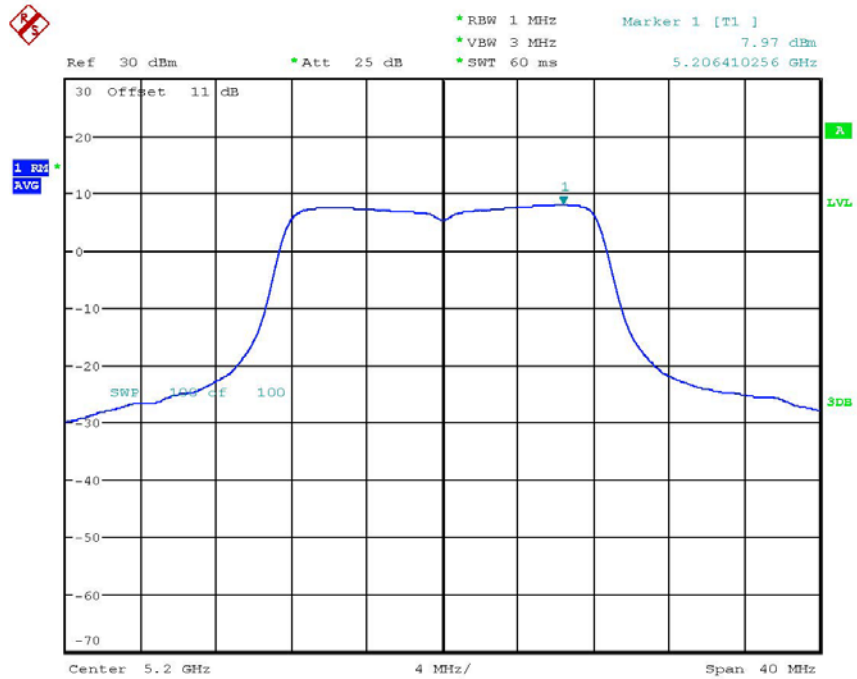
Band 1



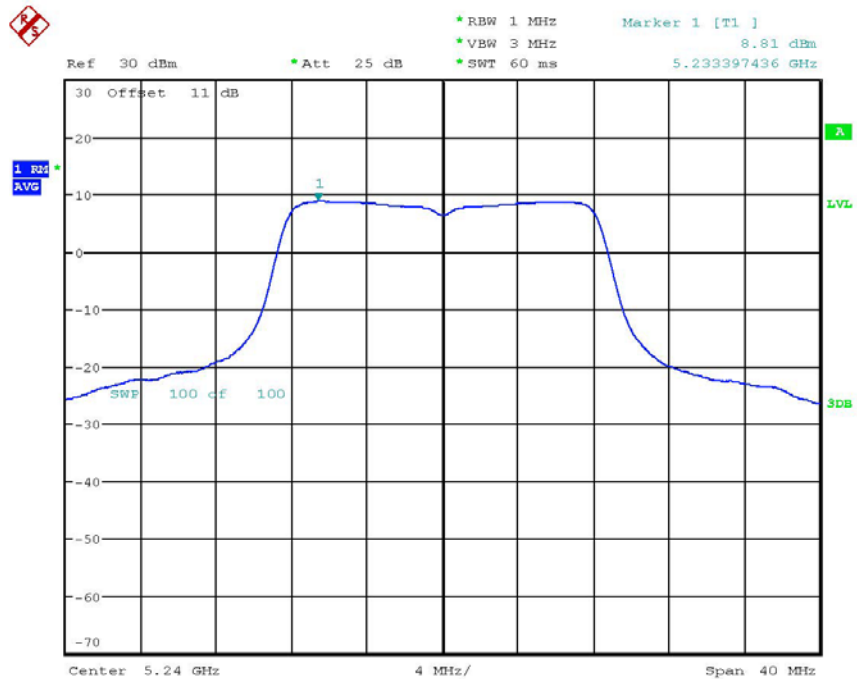
POWER DENSITY AV ANT011aCH36  
Date: 27.MAR.2015 17:03:09



Registration number: W6D21410-14563-C-54  
FCC ID: ZTT-TAPEX2



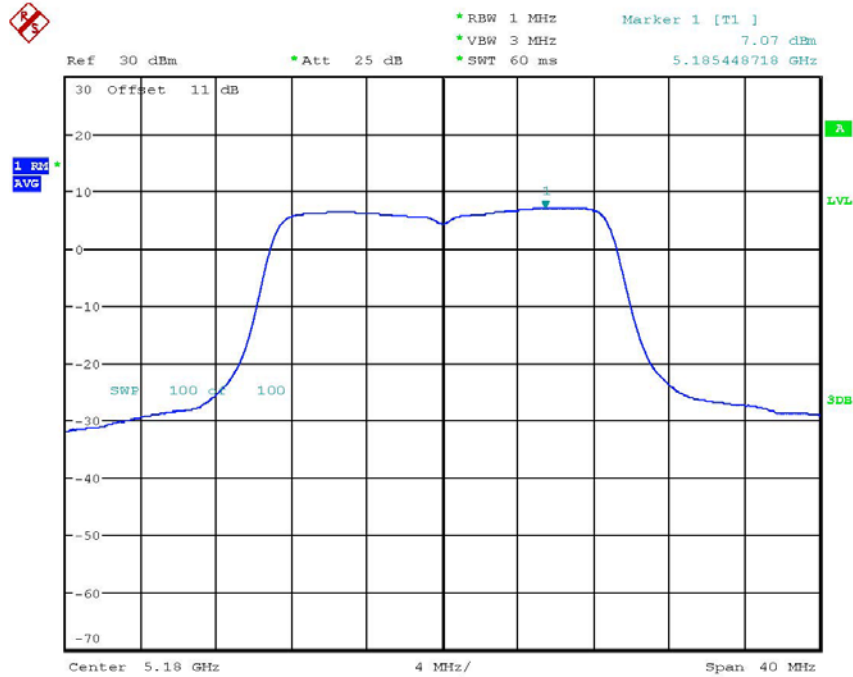
POWER DENSITY AV ANT011aCH40  
Date: 27.MAR.2015 17:05:45



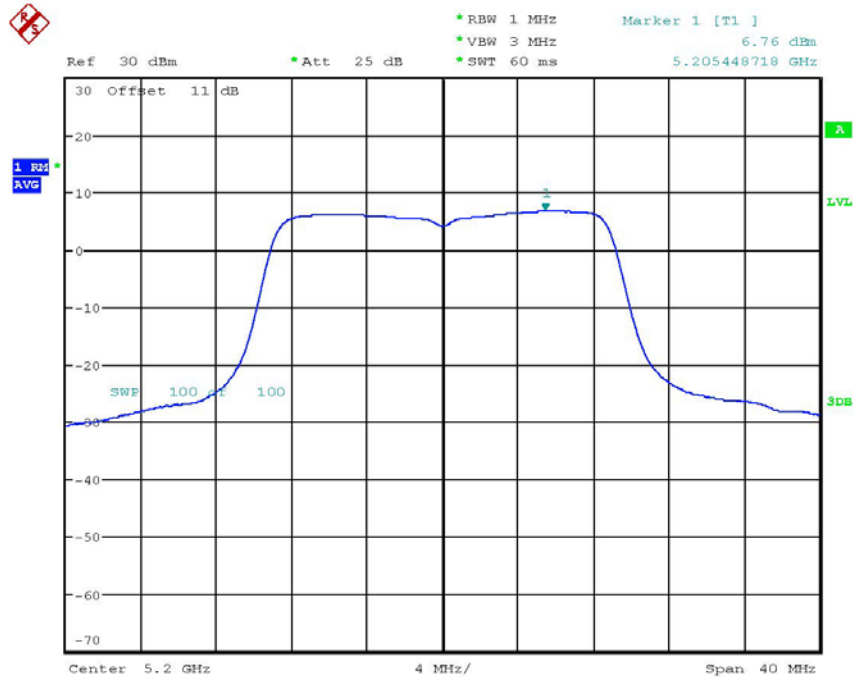
POWER DENSITY AV ANT011aCH48  
Date: 27.MAR.2015 17:07:03



Registration number: W6D21410-14563-C-54  
FCC ID: ZTT-TAPEX2



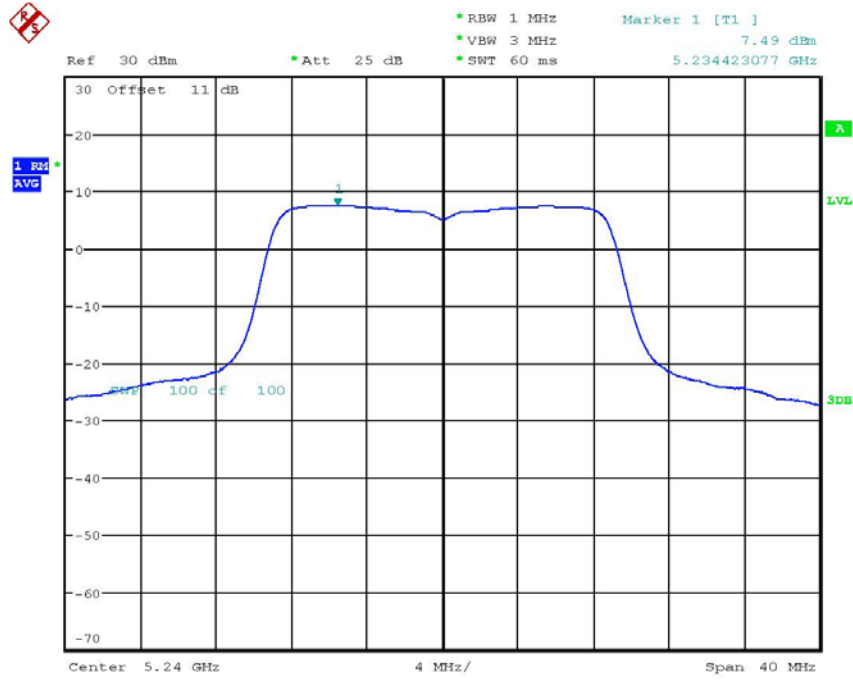
POWER DENSITY AV ANT011n20CH36  
Date: 27.MAR.2015 17:09:06



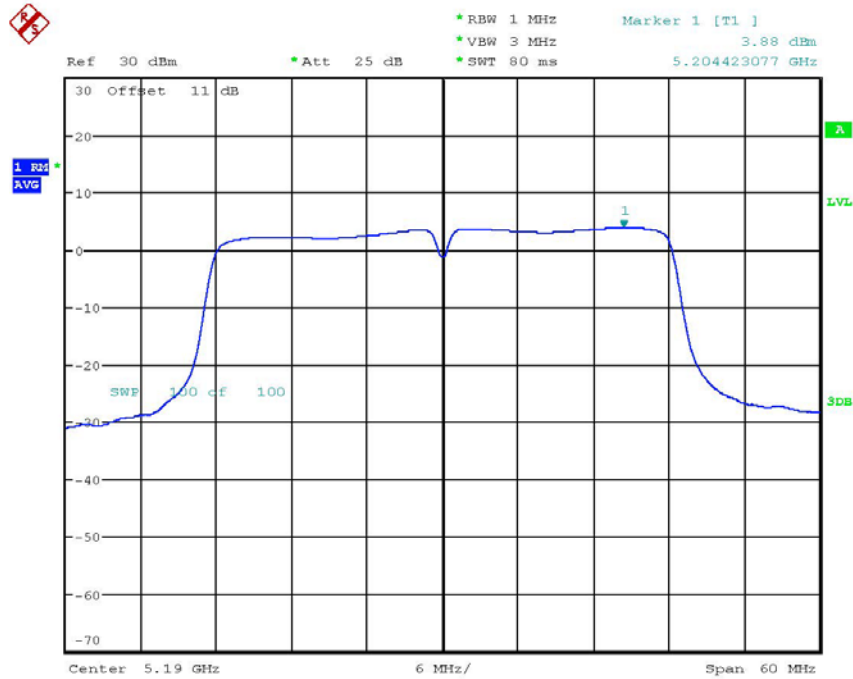
POWER DENSITY AV ANT011n20CH40  
Date: 27.MAR.2015 17:10:18



Registration number: W6D21410-14563-C-54  
FCC ID: ZTT-TAPEX2



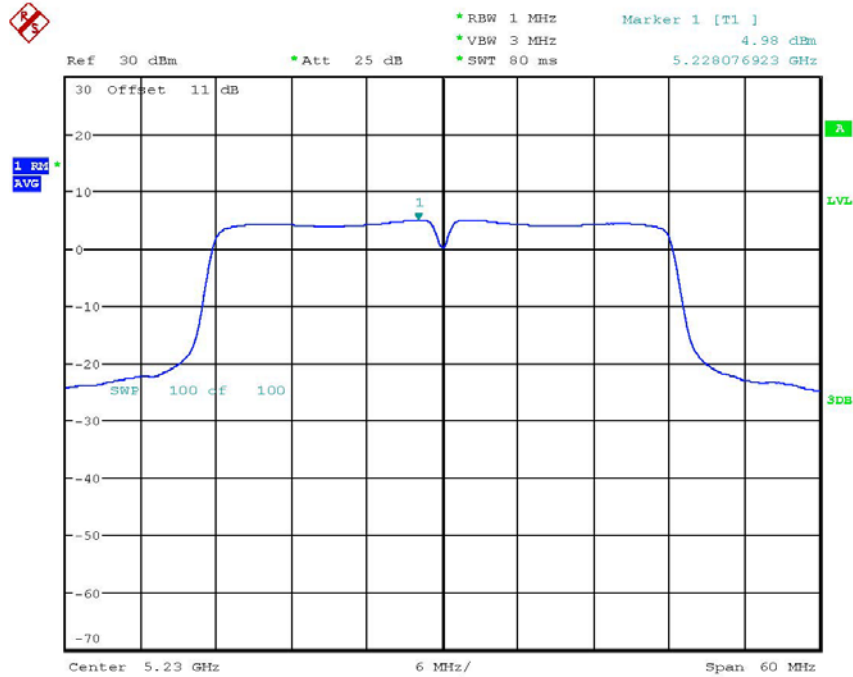
POWER DENSITY AV ANT011n20CH48  
Date: 27.MAR.2015 17:11:29



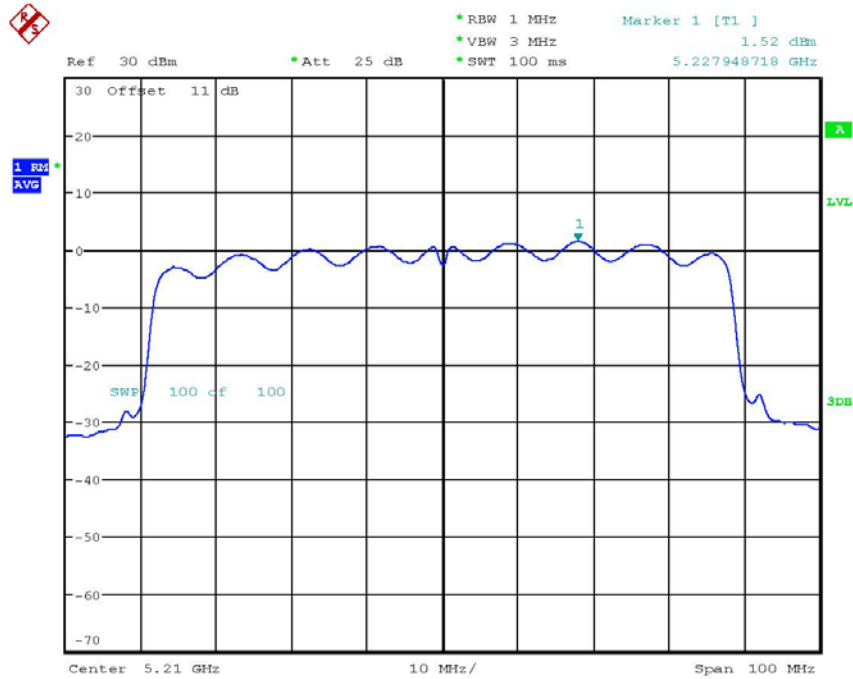
POWER DENSITY AV ANT011n40CH38  
Date: 27.MAR.2015 17:14:14



Registration number: W6D21410-14563-C-54  
FCC ID: ZTT-TAPEX2



POWER DENSITY AV ANT011n40CH46  
Date: 27.MAR.2015 17:15:29



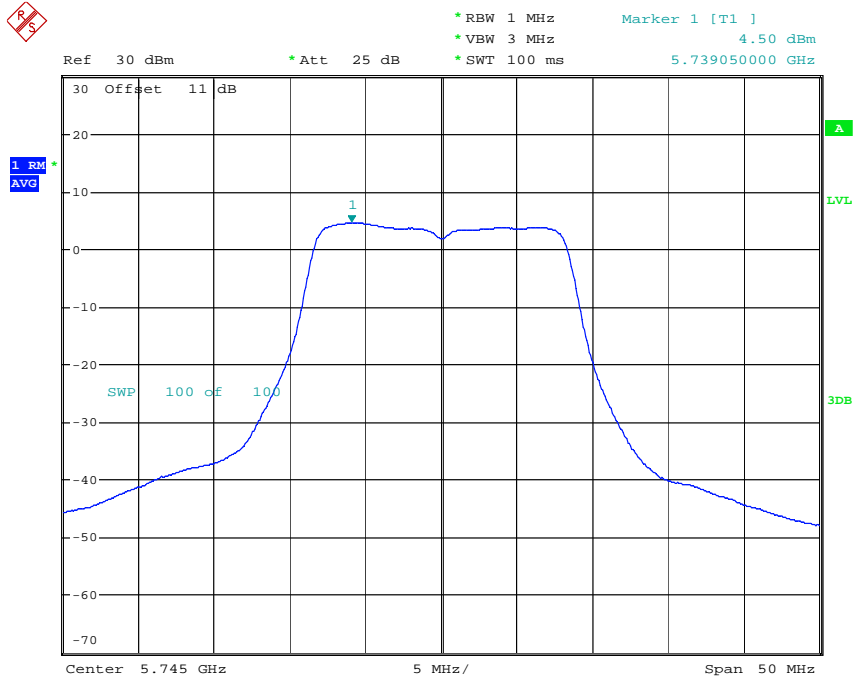
POWER DENSITY AV ANT011ac80CH42  
Date: 27.MAR.2015 17:18:57



Registration number: W6D21410-14563-C-54

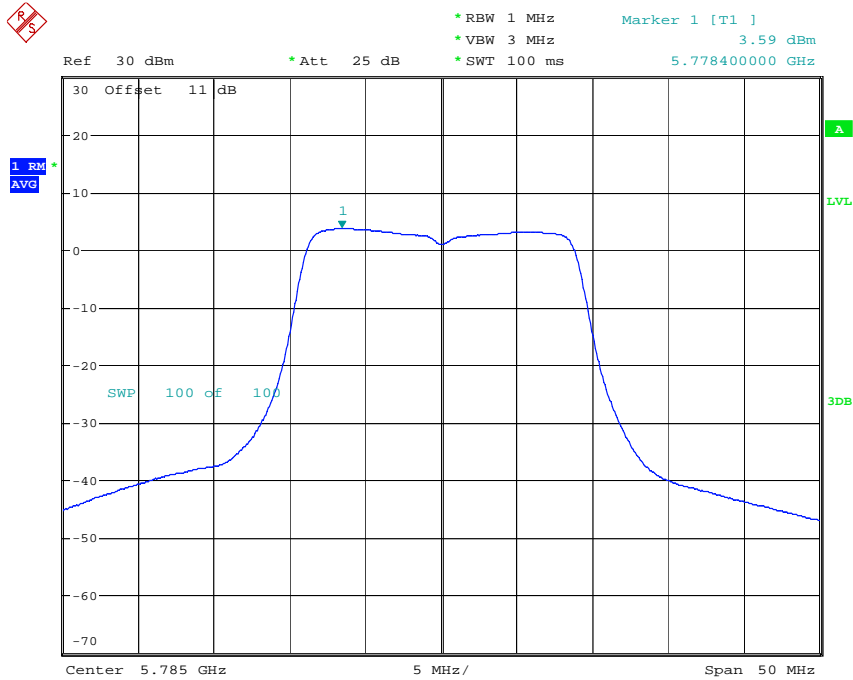
FCC ID: ZTT-TAPEX2

Band 4



POWER DENSITY CDD ANT0\_aCH149

Date: 2.FEB.2015 23:13:40



POWER DENSITY CDD ANT0\_aCH157

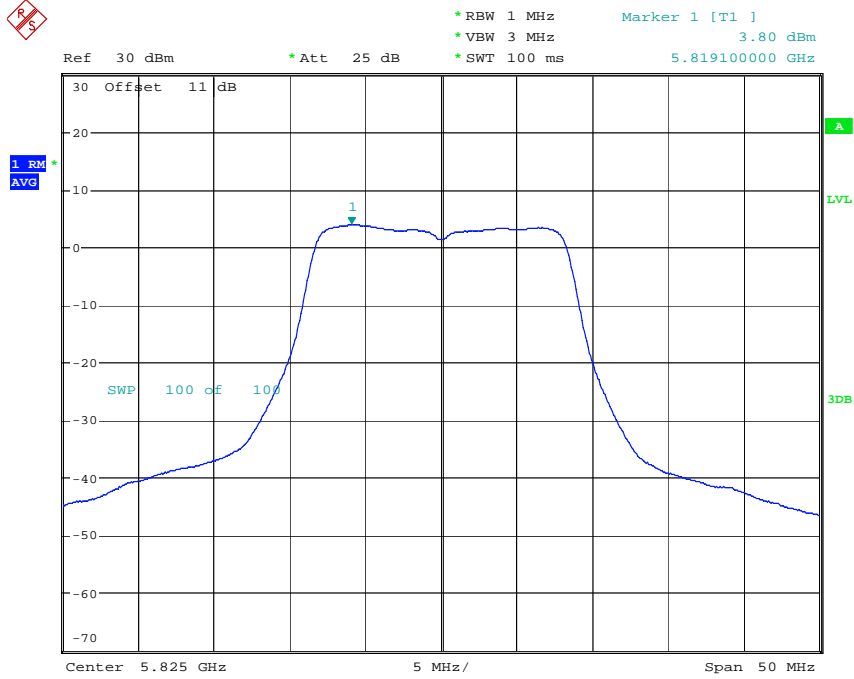
Date: 2.FEB.2015 23:30:35



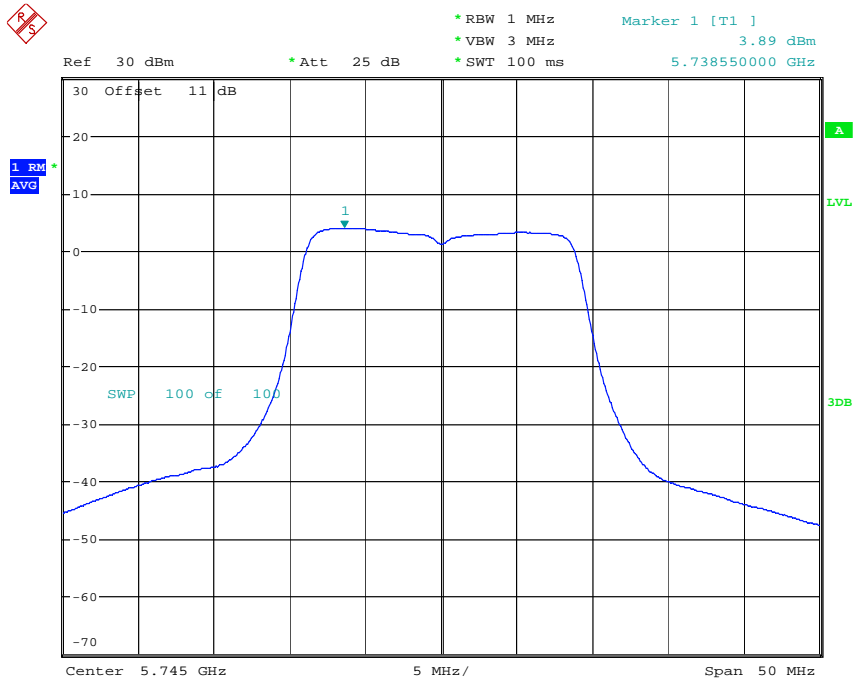


# Worldwide Testing Services(Taiwan) Co., Ltd.

Registration number: W6D21410-14563-C-54  
FCC ID: ZTT-TAPEX2



POWER DENSITY CDD ANTO\_aCH165  
Date: 2.FEB.2015 23:49:16

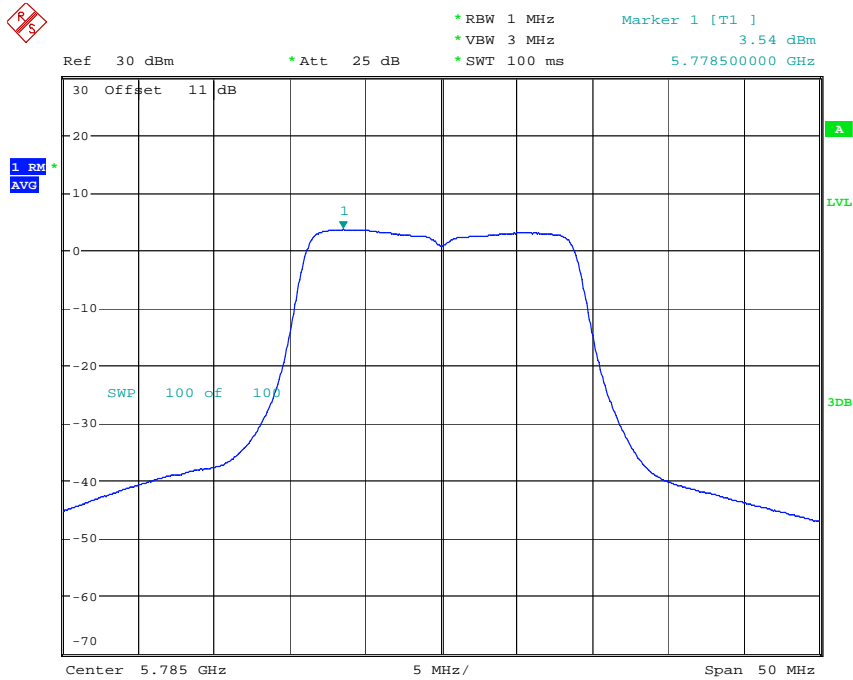


POWER DENSITY CDD ANTO\_VHT20CH149  
Date: 2.FEB.2015 23:25:34

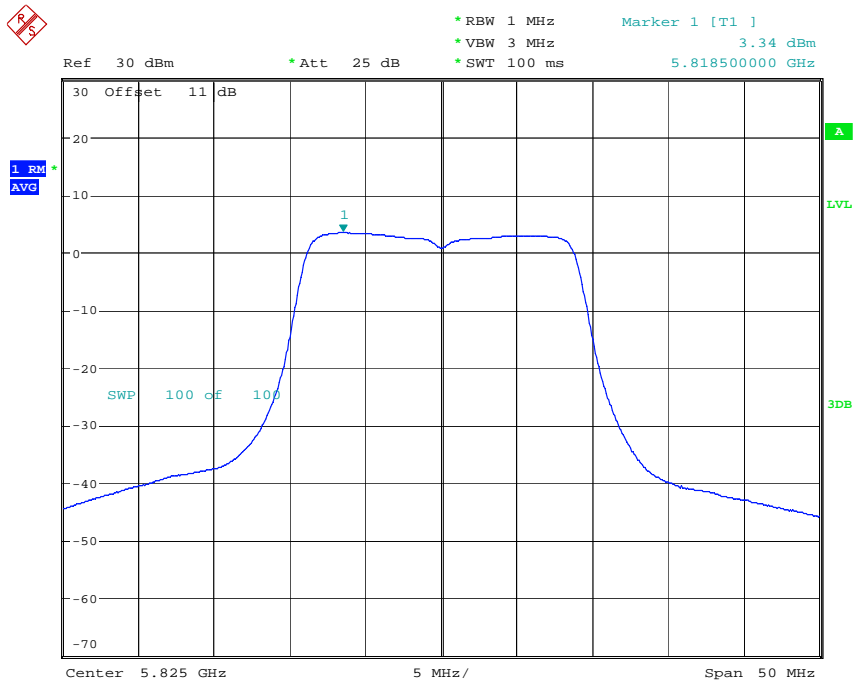


# Worldwide Testing Services(Taiwan) Co., Ltd.

Registration number: W6D21410-14563-C-54  
 FCC ID: ZTT-TAPEX2



POWER DENSITY CDD ANT0\_VHT20CH157  
 Date: 2.FEB.2015 23:36:12

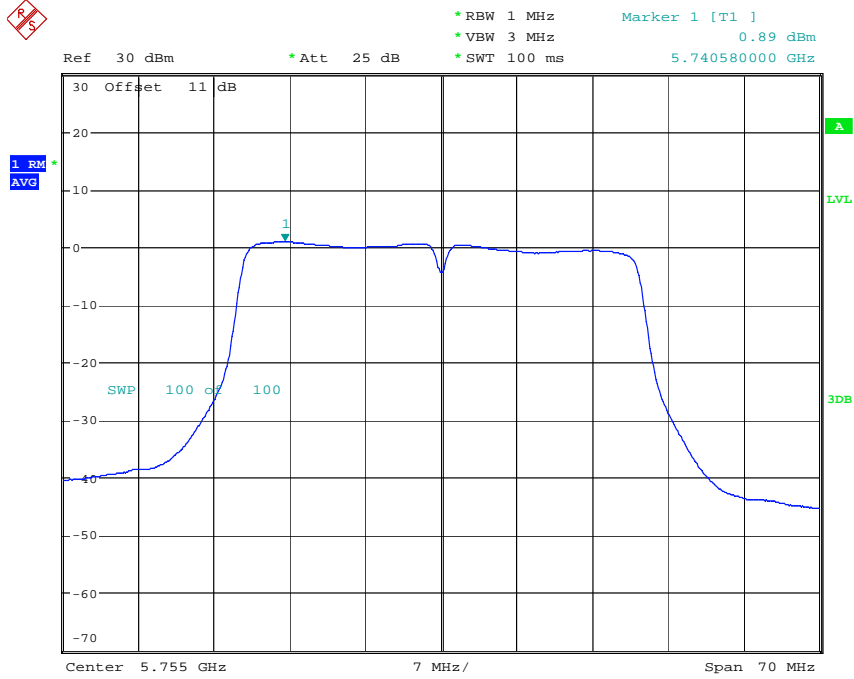


POWER DENSITY CDD ANT0\_VHT20CH165  
 Date: 2.FEB.2015 23:40:59

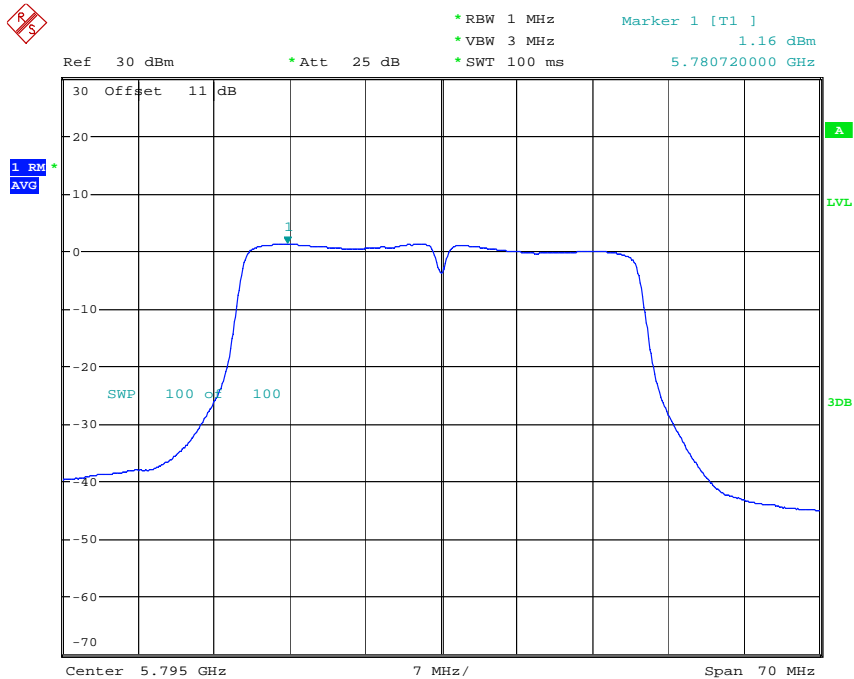


# Worldwide Testing Services(Taiwan) Co., Ltd.

Registration number: W6D21410-14563-C-54  
FCC ID: ZTT-TAPEX2



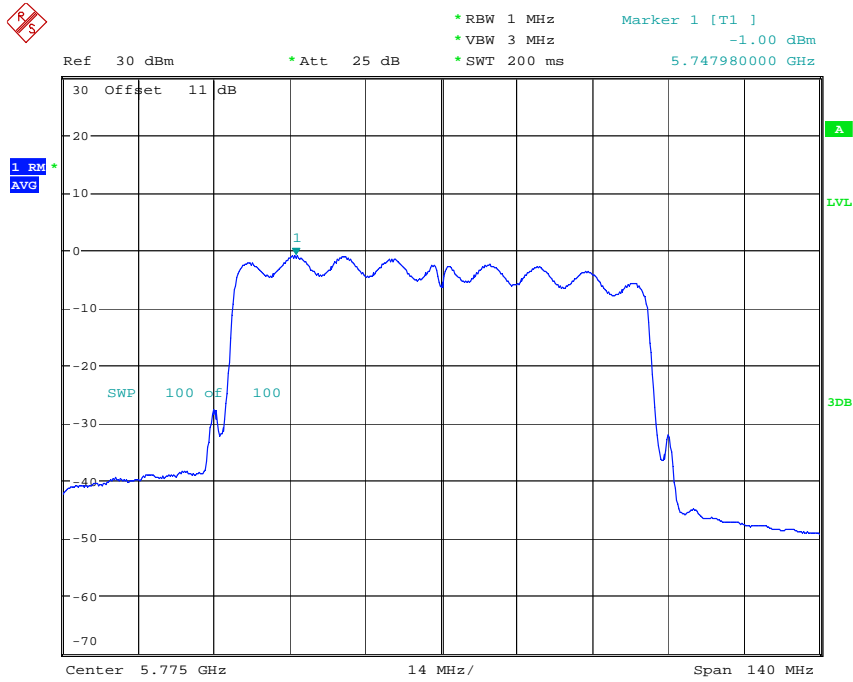
POWER DENSITY CDD ANT0\_VHT40CH151  
Date: 2.FEB.2015 23:55:57



POWER DENSITY CDD ANT0\_VHT40CH159  
Date: 3.FEB.2015 00:02:52



Registration number: W6D21410-14563-C-54  
FCC ID: ZTT-TAPEX2



POWER DENSITY CDD ANT0\_VHT80CH155  
Date: 3.FEB.2015 00:09:21

Test equipment used: ETSTW-RE 055, ETSTW-RE 050



Registration number: W6D21410-14563-C-54  
 FCC ID: ZTT-TAPEX2

**3.5 Undesirable emission limits, FCC 15.407 (b)**

1. For transmitters operating in the 5.15–5.25 GHz band: all emissions out-side of the 5.15–5.35 GHz band shall not exceed an EIRP of –27 dBm/MHz.
2. For transmitters operating in the 5.25–5.35 GHz band: all emissions out-side of the 5.15–5.35 GHz band shall not exceed an EIRP of –27 dBm/MHz. De-vices operating in the 5.25–5.35 GHz band that generate emissions in the 5.15–5.25 GHz band must meet all appli-cable technical requirements for operation in the 5.15–5.25 GHz band (including indoor use) or alternatively meet an out-of-band emission EIRP limit of -27 dBm/MHz in the 5.15–5.25 GHz band.
3. For transmitters operating in the 5.47–5.725 GHz band: all emissions out-side of the 5.47–5.725 GHz band shall not exceed an EIRP of -27 dBm/MHz.
4. For transmitters operating in the 5.725–5.825 GHz band: all emissions within the frequency range from the band edge to 10 MHz above or below the band edge shall not exceed an EIRP of -17 dBm/MHz; for frequencies 10 MHz or greater above or below the band edge, emissions shall not exceed an EIRP of -27 dBm/MHz.
5. The emission measurements shall be performed using a minimum resolution bandwidth of 1 MHz. A lower resolution bandwidth may be employed near the band edge, when necessary, provided the measured energy is integrated to show the total power over 1 MHz.
6. Unwanted emissions below 1 GHz must comply with the general field strength limits set forth in § 15.209.
7. According to According to KDB 789033 D02 General UNII Test Procedures v01, as specified in 15.407(b), emissions above 1000 MHz that are outside of the restricted bands are subject to a peak emission limit of -27 dBm/MHz (or -17 dBm/MHz as specified in 15.407(b)(4)). However, an out-of-band emission that complies with both the average and peak limits of 15.209 is not required to satisfy the -27 dBm/MHz or -17 dBm/MHz peak emission limit.
8. If radiated measurements are performed, field strength is then converted to EIRP as follows:
  - (i)  $EIRP = ((E*d)^2) / 30$ , where: E is the field strength in V/m; d is the measurement distance in meters. EIRP is the equivalent isotropically radiated power in watts.
  - (ii) Working in dB units, the above equation is equivalent to:  $EIRP[dBm] = E[dB\mu V/m] + 20 \log(d[meters]) - 104.77$ .
  - (iii) Or, if d is 3 meters:  $EIRP[dBm] = E[dB\mu V/m] - 95.2$ .

Applicable to	Limit	
<input checked="" type="checkbox"/>	FIELD STRENGTH at 3m (dBμV/m)	
	PK	AV
	74	54
<input type="checkbox"/>	EIRP LIMIT (dBm)	EQUIVALENT FIELD STRENGTH at 3m (dBμV/m)
	PK	PK
	-27	68.3



# Worldwide Testing Services(Taiwan) Co., Ltd.

Registration number: W6D21410-14563-C-54  
 FCC ID: ZTT-TAPEX2

Model: TAP-EX2 Date: --  
 Mode: Temperature: -- °C Engineer: --  
 Polarization: Horizontal Humidity: -- %

Frequency (MHz)	Reading (dBuV)	Detector	Factor (dB)	Result (dBuV/m)	Limit (dBuV/m)	Margin (dB)	Table Degree (Deg.)	Ant. High (cm)
--	--	--	--	--	--	--	--	--
--	--	--	--	--	--	--	--	--
--	--	--	--	--	--	--	--	--

Frequency (MHz)	Reading (dBuV)		Factor (dB) Corr.	Result (dBuV/m)		Limit (dBuV/m)		Margin (dB)	Table Degree (Deg.)	Ant. High (cm)
	Peak	Ave.		Peak	Ave.	Peak	Ave.			
--	--	--	--	--	--	--	--	--	--	--
--	--	--	--	--	--	--	--	--	--	--

Polarization: Vertical

Frequency (MHz)	Reading (dBuV)	Detector	Factor (dB)	Result (dBuV/m)	Limit (dBuV/m)	Margin (dB)	Table Degree (Deg.)	Ant. High (cm)
--	--	--	--	--	--	--	--	--
--	--	--	--	--	--	--	--	--
--	--	--	--	--	--	--	--	--

Frequency (MHz)	Reading (dBuV)		Factor (dB) Corr.	Result (dBuV/m)		Limit (dBuV/m)		Margin (dB)	Table Degree (Deg.)	Ant. High (cm)
	Peak	Ave.		Peak	Ave.	Peak	Ave.			
--	--	--	--	--	--	--	--	--	--	--
--	--	--	--	--	--	--	--	--	--	--

Test equipment used: ETSTW-RE 004, ETSTW-RE 030, ETSTW-RE 111,  
 ETSTW-RE 088, ETSTW-RE 018

Explanation: See attached diagrams in appendix.



Registration number: W6D21410-14563-C-54  
FCC ID: ZTT-TAPEX2

**3.6 Automatic Discontinuation of transmission, FCC 15.407 (c)**

The device shall automatically discontinue transmission in case of either absence of information to transmit or operational failure.  
This function will be declared by manufacturer.

**3.7 Reserved, FCC 15.407 (d)**

**3.8 Indoor Operation Restriction, FCC 15.407 (e)**

Within the 5.15–5.25 GHz band, U- NII devices will be restricted to indoor operations to reduce any potential for harmful interference to co-channel MSS operations. This equipment has to be declared by manufacturer of the final product as content of the user manual.



Registration number: W6D21410-14563-C-54  
 FCC ID: ZTT-TAPEX2

**3.9 Radio Frequency Radiation Exposure, FCC 15.407 (f)**

FCC Rule: 15.407(b)(3)

EIRP = max. conducted output power + antenna gain

Band 1

EIRP = 19.85 dBm + 2.76 dBi  
 = 22.61 dBm

Band 4

EIRP = 16.79 dBm + 3.13 dBi  
 = 19.92 dBm

Limit: EIRP = +36 dBm for Antenna gain <6dBi

Test equipment used: ETSTW-RE 055

**3.10 RF Exposure Compliance Requirements**

FCC OET Bulletin 65 Edition 97.01 determines the equations for predicting RF fields and applicable limits.

The prediction for power density in the far-field but will over-predict power density in the near field, where it could be used for walking a “worst case” or conservative prediction.

$$S = \frac{PG}{4 \pi R^2}$$

- S – Power Density
  - P – Output power ERP
  - R – Distance
  - D – Cable Loss
  - AG – Antenna Gain
- Band 1

Item	Unit	Value	Remarks
P	mW	96.6051	Peak value
D	dB		
AG	dBi	2.76	
G		1.8880	Calculated Value
R	cm	20	Assumed value
S	mW/cm2	0.0363	Calculated value

Band 4

Item	Unit	Value	Remarks
P	mW	47.7529	Peak value
D	dB		
AG	dBi	3.13	
G		2.0559	Calculated Value
R	cm	20	Assumed value
S	mW/cm2	0.0195	Calculated value





Registration number: W6D21410-14563-C-54  
FCC ID: ZTT-TAPEX2

**3.11 Transmit Power Control (TPC)**

Transmit power control (TPC). U-NII devices operating in the 5.47-5.725 GHz band shall employ a TPC mechanism. The U-NII device is required to have the capability to operate at least 6 dB below the mean EIRP value of 30 dBm. A TPC mechanism is not required for systems with an e.i.r.p. of less than 500 mW.

Explanation: The EUT operates 5150 MHz – 5.25 MHz and 5725 MHz – 5850 MHz, so this test item is not required.

**3.12 Radiated Emissions from Receiver Part**

FCC Rule: 15.109

Except for Class A digital devices, the field strength of radiated emissions from unintentional radiators at a distance of 3 meters shall not exceed the following values:

Frequency of Emission (MHz)	Field Strength (microvolts/meter)	Field Strength (dBmicrovolts/meter)
30 – 88	100	40.0
88 – 216	150	43.5
216 – 960	200	46.0
Above 960	500	54.0

Test equipment used: ETSTW-RE 004, ETSTW-RE 030, ETSTW-RE 111, ETSTW-RE 088, ETSTW-RE 018

Explanation: The test results are listed in the separated test report no.: W6M21410-14560-P-15B-R.

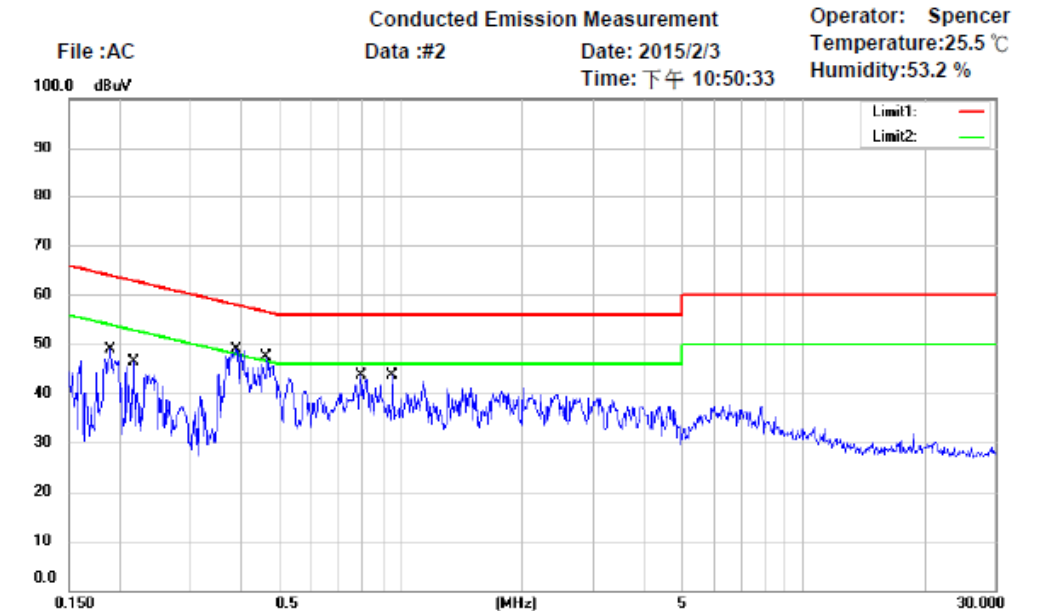


Registration number: W6D21410-14563-C-54  
 FCC ID: ZTT-TAPEX2

### 3.13 Power Line Conducted Emission

For an intentional radiator which is designed to be connected to the public utility (AC) power line, the radio frequency voltage that is conducted back onto the AC line on any frequency or frequencies within the band 150 kHz to 30 MHz shall not exceed the limits in the table bellows with this provision shall be based on the measurement of the radio frequency voltage between each power line and ground at the power terminals.

This measurement was transact first with instrumentation using an average and peak detector and a 10 kHz bandwidth. If the peak detector achieves a calculated level, the measurement is repeated by an instrumentation using a quasi-peak detector.



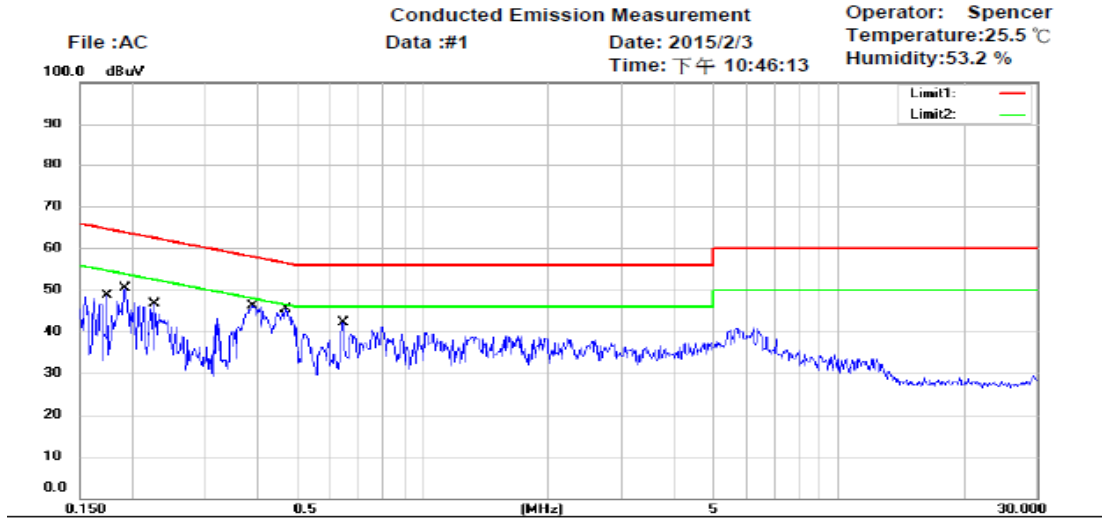
Site : Chamber\_03  
 Condition : FCC Part 15 Class B Conduction (QP) Phase: N  
 EUT : W6M21410-14560 Power : 120 V.a.c.  
 M/N: TAP-R2  
 Test Mode :  
 Note :

Mk.	Frequency (MHz)	Reading (dBuV)	Detector	Corrected factor(dB)	Result (dBuV)	Limit (dBuV)	Margin (dB)	Comment
	0.1894	33.32	QP	9.76	43.08	64.06	-20.98	
	0.1894	15.54	AVG	9.76	25.30	54.06	-28.76	
	0.2165	27.36	QP	9.76	37.12	62.95	-25.83	
	0.2165	2.80	AVG	9.76	12.56	52.95	-40.39	
*	0.3880	35.61	QP	9.77	45.38	58.11	-12.73	
	0.3880	23.69	AVG	9.77	33.46	48.11	-14.65	
	0.4618	25.01	QP	9.77	34.78	56.66	-21.88	
	0.4618	8.18	AVG	9.77	17.95	46.66	-28.71	
	0.7947	23.76	QP	9.79	33.55	56.00	-22.45	
	0.7947	7.02	AVG	9.79	16.81	46.00	-29.19	
	0.9522	18.75	QP	9.80	28.55	56.00	-27.45	
	0.9522	2.43	AVG	9.80	12.23	46.00	-33.77	



# Worldwide Testing Services(Taiwan) Co., Ltd.

Registration number: W6D21410-14563-C-54  
 FCC ID: ZTT-TAPEX2



File : AC  
 Data : #1  
 Date: 2015/2/3  
 Time: 下午 10:46:13  
 Operator: Spencer  
 Temperature: 25.5 °C  
 Humidity: 53.2 %

Site : Chamber\_03  
 Condition : FCC Part 15 Class B Conduction (QP)  
 EUT : W6M21410-14560  
 M/N: TAP-R2  
 Test Mode :  
 Note :

Phase: L1  
 Power : 120 V.a.c.


Mk.	Frequency (MHz)	Reading (dBuV)	Detector	Corrected factor(dB)	Result (dBuV)	Limit (dBuV)	Margin (dB)	Comment
	0.1745	16.13	QP	9.70	25.83	64.74	-38.91	
	0.1745	-4.55	AVG	9.70	5.15	54.74	-49.59	
	0.1917	32.02	QP	9.70	41.72	63.96	-22.24	
	0.1917	16.83	AVG	9.70	26.53	53.96	-27.43	
	0.2263	21.07	QP	9.70	30.77	62.58	-31.81	
	0.2263	-2.79	AVG	9.70	6.91	52.58	-45.67	
	0.3892	31.08	QP	9.70	40.78	58.08	-17.30	
	0.3892	17.32	AVG	9.70	27.02	48.08	-21.06	
*	0.4685	29.93	QP	9.70	39.63	56.54	-16.91	
	0.4685	10.92	AVG	9.70	20.62	46.54	-25.92	
	0.6417	24.41	QP	9.71	34.12	56.00	-21.88	
	0.6417	9.18	AVG	9.71	18.89	46.00	-27.11	

- Note:**
1. The formula of measured value as: Test Result = Reading + Correction Factor
  2. The Correction Factor = Cable Loss + LISN Insertion Loss + Pulse Limit Loss
  3. Detector function in the form : PK = Peak, QP = Quasi Peak, AV = Average
  4. All not in the table noted test results are more than 20 dB below the relevant limits.
  5. Measurement uncertainty = ±1.67 dB; Reported uncertainties represent expanded uncertainties expressed at approximately the 95% confidence level using a coverage factor of k = 2.
  6. Up Line: QP Limit Line, Down Line: Ave Limit Line.

**Limits:**

Frequency of Emission (MHz)	Conducted Limit (dBuV)	
	Quasi Peak	Average
0.15-0.5	66 to 56	56 to 46
0.5-5	56	46
5-30	60	50

Test equipment used: ETSTW-CE 001, ETSTW-CE 016, ETSTW-RE 045




Registration number: W6D21410-14563-C-54  
FCC ID: ZTT-TAPEX2

## Appendix

### **Measurement diagrams**

Spurious Emissions radiated



# **Worldwide Testing Services(Taiwan) Co., Ltd.**

Registration number: W6D21410-14563-C-54

FCC ID: ZTT-TAPEX2

Band 1



Radiated Emission Measurement

Operator: Leon

File :1

Data :#1

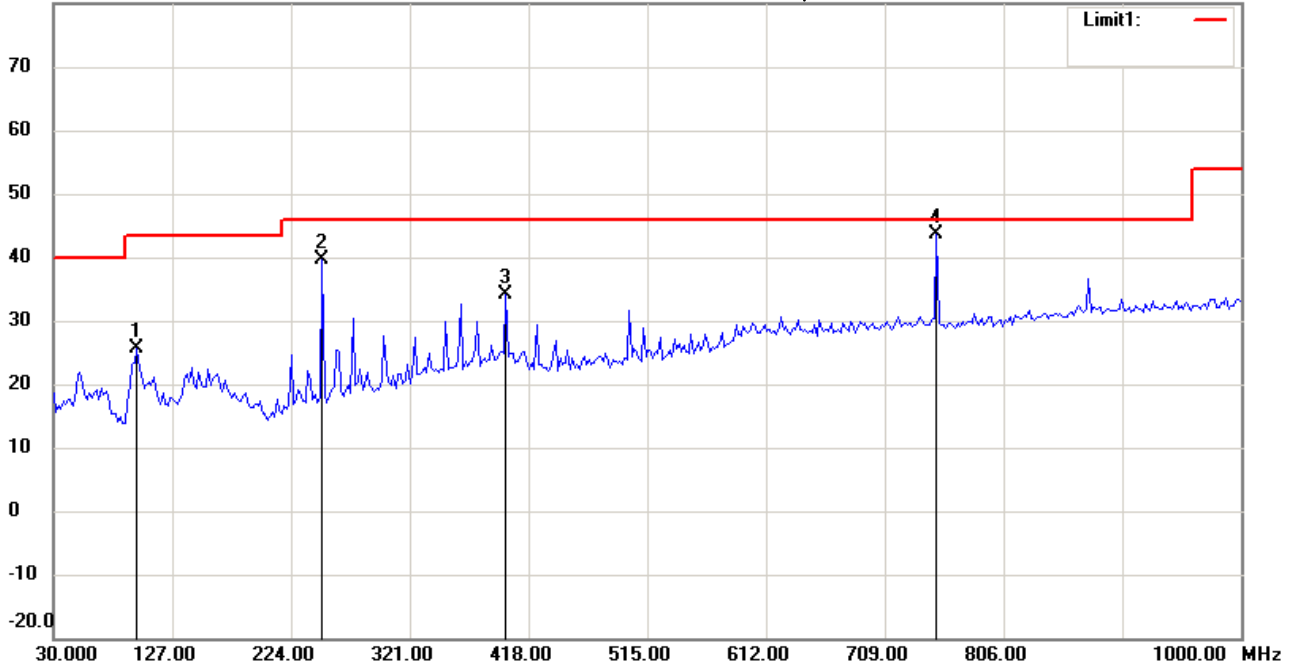
Date: 2015/3/21

Temperature:24 °C

80.0 dBuV/m

Time: 上午 08:49:48

Humidity:60 %



Site : Chamber

Condition : FCC\_part 15 RE-Class E\_30-1000MHz

Polarization: *Horizontal*

EUT : W6M21410-14560-R

Power : 120 Va.c.

M/N:

Distance: 3m

Test Mode : TX 802.11a CH36

Note :

Mk.	Frequency (MHz)	Reading (dBuV)	Detector	Corr. factor (dB/m)	Result (dBuV/m)	Limit (dBuV/m)	Ant.Pos (cm)	Tab.Pos (deg.)	Margin (dB)	Comment
	98.0361	14.72	peak	10.91	25.63	43.50	100	95	-17.87	
	249.6593	25.09	peak	14.44	39.53	46.00	100	110	-6.47	
	399.3387	15.31	peak	18.81	34.12	46.00	100	130	-11.88	
*	751.1824	17.70	peak	25.95	43.65	46.00	100	75	-2.35	



Radiated Emission Measurement

Operator: Leon

File :1

Data :#2

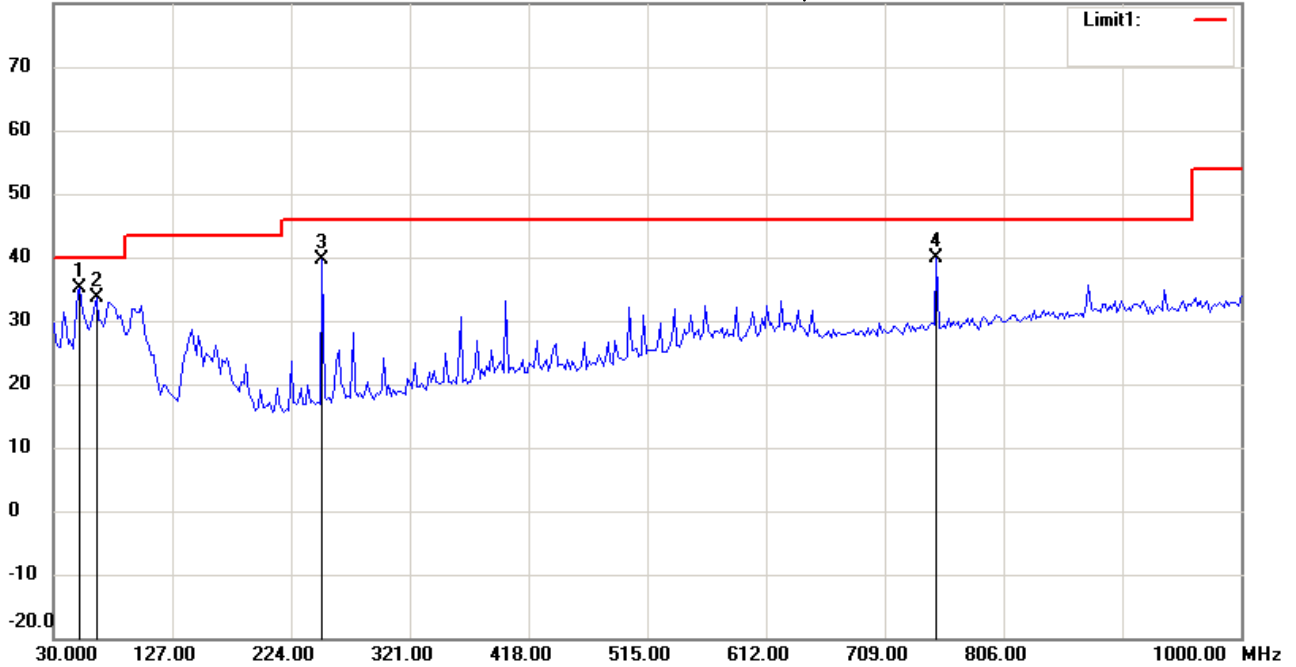
Date: 2015/3/21

Temperature:24 °C

80.0 dBuV/m

Time: 上午 08:50:33

Humidity:60 %



Site : Chamber

Condition : FCC\_part 15 RE-Class E\_30-1000MHz

EUT : W6M21410-14560-R

M/N:

Test Mode : TX 802.11a CH36

Note :

Polarization: *Vertical*

Power : 120 V.a.c.

Distance: 3m

Mk.	Frequency (MHz)	Reading (dBuV)	Detector	Corr. factor (dB/m)	Result (dBuV/m)	Limit (dBuV/m)	Ant.Pos (cm)	Tab.Pos (deg.)	Margin (dB)	Comment
*	51.3828	20.72	peak	14.41	35.13	40.00	100	155	-4.87	
	64.9900	21.17	peak	12.51	33.68	40.00	100	60	-6.32	
	249.6593	25.21	peak	14.44	39.65	46.00	100	90	-6.35	
	751.1824	13.81	peak	25.95	39.76	46.00	100	135	-6.24	



**Radiated Emission Measurement**

Operator: Leon

File :3

Data :#1

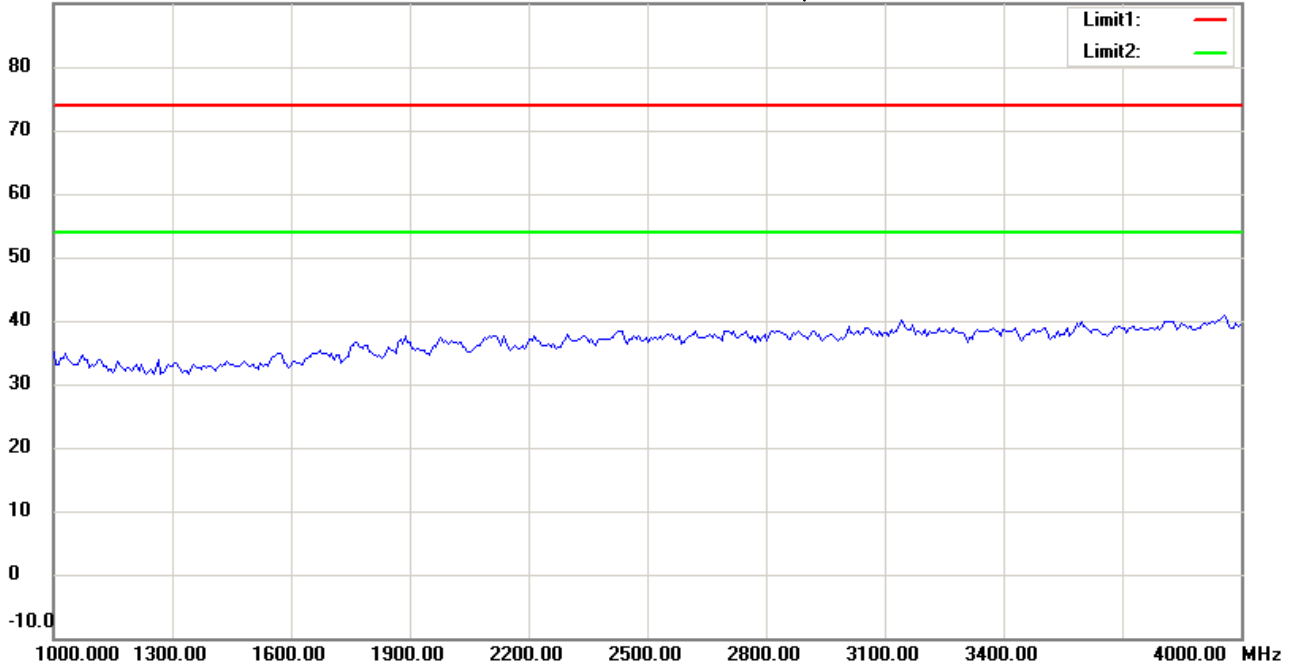
Date: 2015/3/21

Temperature:24 °C

90.0 dBuV/m

Time: 上午 10:11:22

Humidity:60 %



Site : Chamber

Condition : FCC\_part 15E RE\_Above 1GHz\_PK

EUT : W6M21410-14560-R

M/N:

Test Mode : TX 802.11a CH36

Note :

Polarization: *Horizontal*

Power : 120 Va.c.

Distance: 3m

Mk.	Frequency (MHz)	Reading (dBuV)	Detector	Corr. factor (dB/m)	Result (dBuV/m)	Limit (dBuV/m)	Ant.Pos (cm)	Tab.Pos (deg.)	Margin (dB)	Comment
-----	-----------------	----------------	----------	---------------------	-----------------	----------------	--------------	----------------	-------------	---------





Radiated Emission Measurement

Operator: Leon

File :3

Data :#7

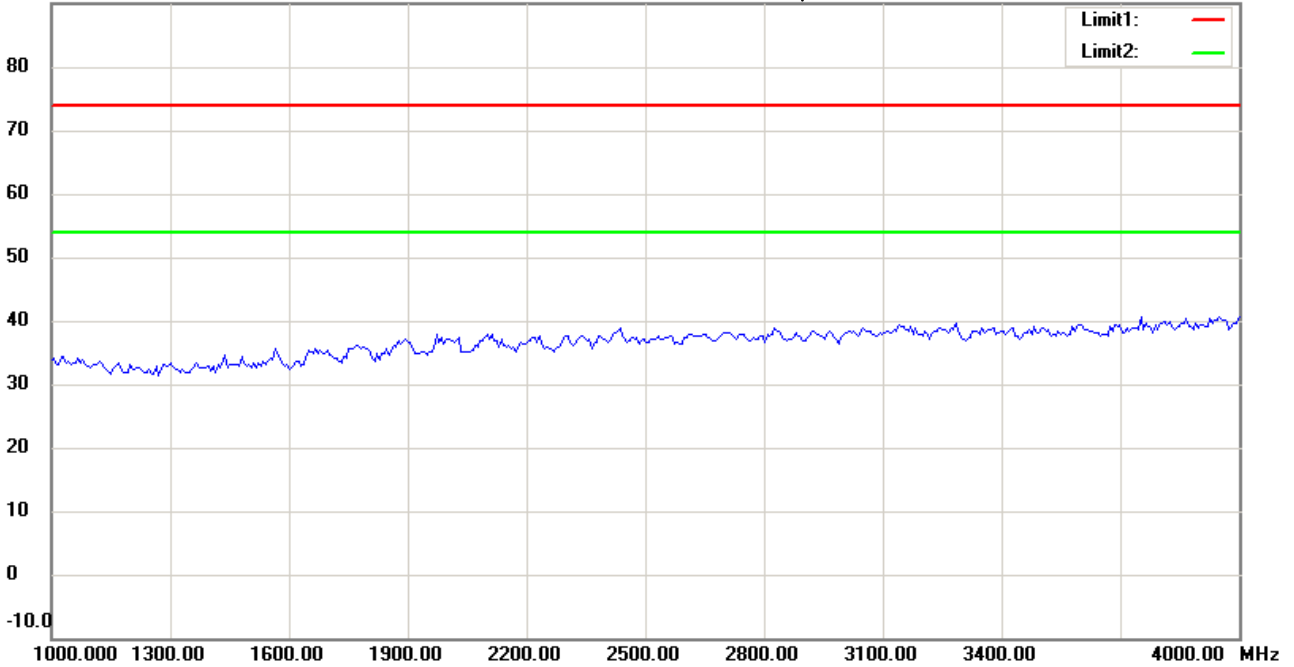
Date: 2015/3/21

Temperature:24 °C

90.0 dBuV/m

Time: 上午 10:14:57

Humidity:60 %



Site : Chamber

Condition : FCC\_part 15E RE\_Above 1GHz\_PK

EUT : W6M21410-14560-R

M/N:

Test Mode : TX 802.11a CH36

Note :

Polarization: *Vertical*

Power : 120 V.a.c.

Distance: 3m

Mk.	Frequency (MHz)	Reading (dBuV)	Detector	Corr. factor (dB/m)	Result (dBuV/m)	Limit (dBuV/m)	Ant.Pos (cm)	Tab.Pos (deg.)	Margin (dB)	Comment
-----	-----------------	----------------	----------	---------------------	-----------------	----------------	--------------	----------------	-------------	---------



Radiated Emission Measurement

Operator: Leon

File :3

Data :#2

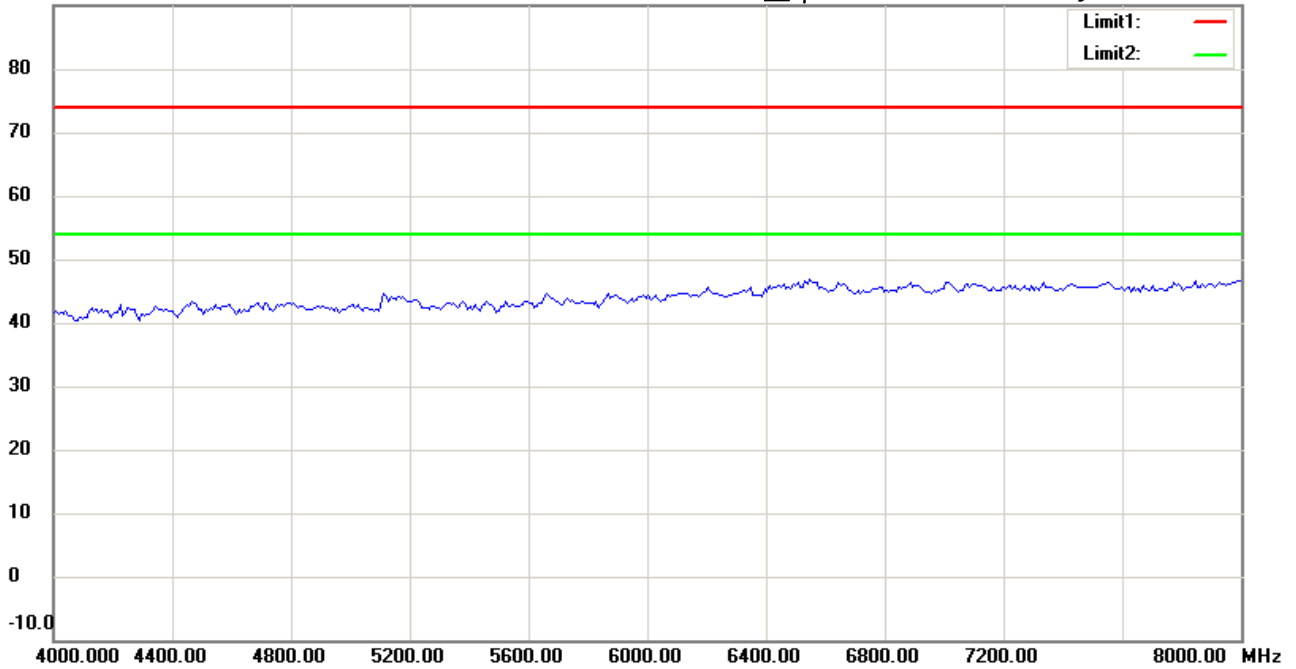
Date: 2015/3/21

Temperature:24 °C

90.0 dBuV/m

Time: 上午 10:12:46

Humidity:60 %



Site : Chamber

Condition : FCC\_part 15E RE\_Above 1GHz\_PK

EUT : W6M21410-14560-R

M/N:

Test Mode : TX 802.11a CH36

Note :

Polarization: *Horizontal*

Power : 120 Va.c.

Distance: 3m

Mk.	Frequency (MHz)	Reading (dBuV)	Detector	Corr. factor (dB/m)	Result (dBuV/m)	Limit (dBuV/m)	Ant.Pos (cm)	Tab.Pos (deg.)	Margin (dB)	Comment
-----	-----------------	----------------	----------	---------------------	-----------------	----------------	--------------	----------------	-------------	---------



Radiated Emission Measurement

Operator: Leon

File :3

Data :#8

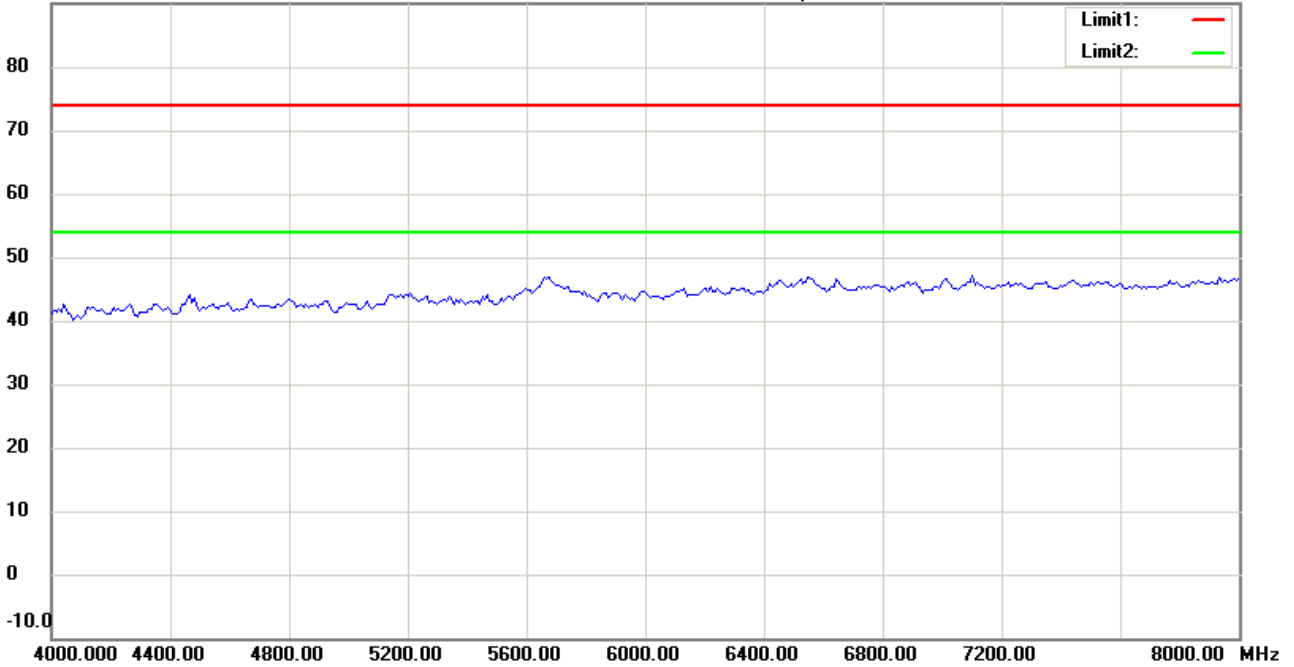
Date: 2015/3/21

Temperature:24 °C

90.0 dBuV/m

Time: 上午 10:16:22

Humidity:60 %



Site : Chamber

Condition : FCC\_part 15E RE\_Above 1GHz\_PK

EUT : W6M21410-14560-R

M/N:

Test Mode : TX 802.11a CH36

Note :

Polarization: *Vertical*

Power : 120 Va.c.

Distance: 3m

Mk.	Frequency (MHz)	Reading (dBuV)	Detector	Corr. factor (dB/m)	Result (dBuV/m)	Limit (dBuV/m)	Ant.Pos (cm)	Tab.Pos (deg.)	Margin (dB)	Comment
-----	-----------------	----------------	----------	---------------------	-----------------	----------------	--------------	----------------	-------------	---------



Radiated Emission Measurement

Operator: Leon

File :3

Data :#3

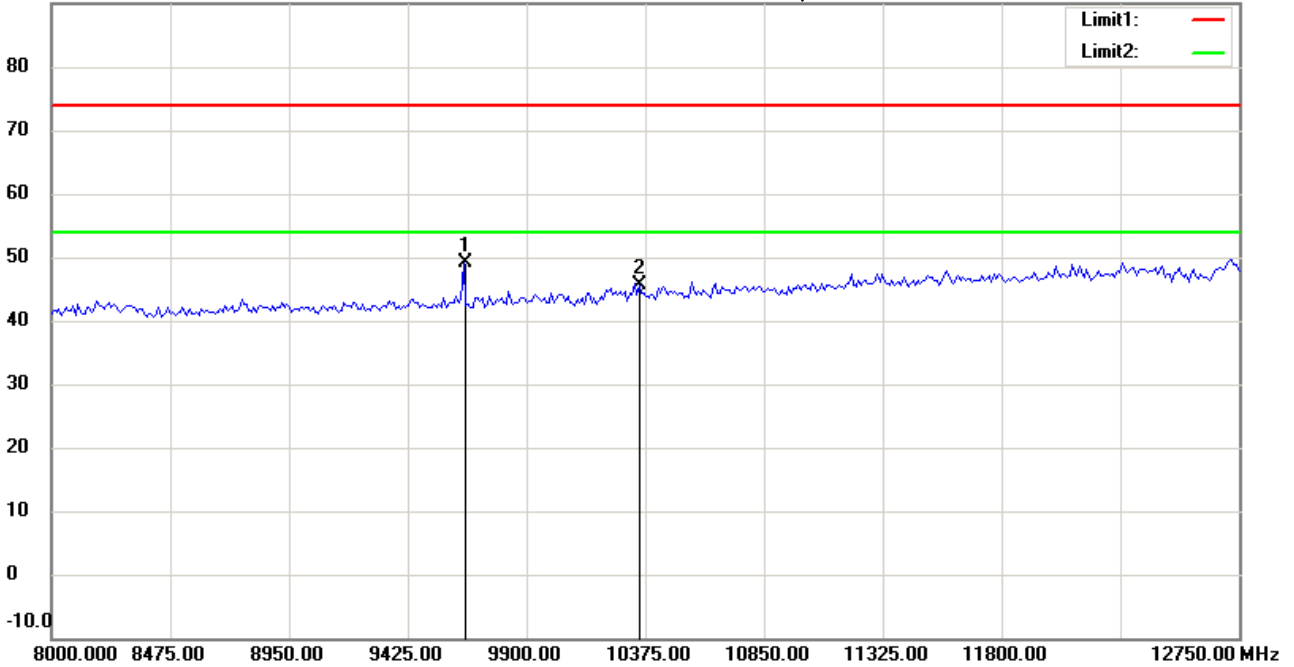
Date: 2015/3/21

Temperature:24 °C

90.0 dBuV/m

Time: 上午 10:13:34

Humidity:60 %



Site : Chamber

Condition : FCC\_part 15E RE\_Above 1GHz\_PK

EUT : W6M21410-14560-R

M/N:

Test Mode : TX 802.11a CH36

Note :

Polarization: *Horizontal*

Power : 120 V.a.c.

Distance: 3m

Mk.	Frequency (MHz)	Reading (dBuV)	Detector	Corr. factor (dB/m)	Result (dBuV/m)	Limit (dBuV/m)	Ant.Pos (cm)	Tab.Pos (deg.)	Margin (dB)	Comment
*	9646.794	41.74	peak	7.46	49.20	74.00	100	165	-24.80	
	10351.202	36.74	peak	8.81	45.55	74.00	100	95	-28.45	



Radiated Emission Measurement

Operator: Leon

File :3

Data :#9

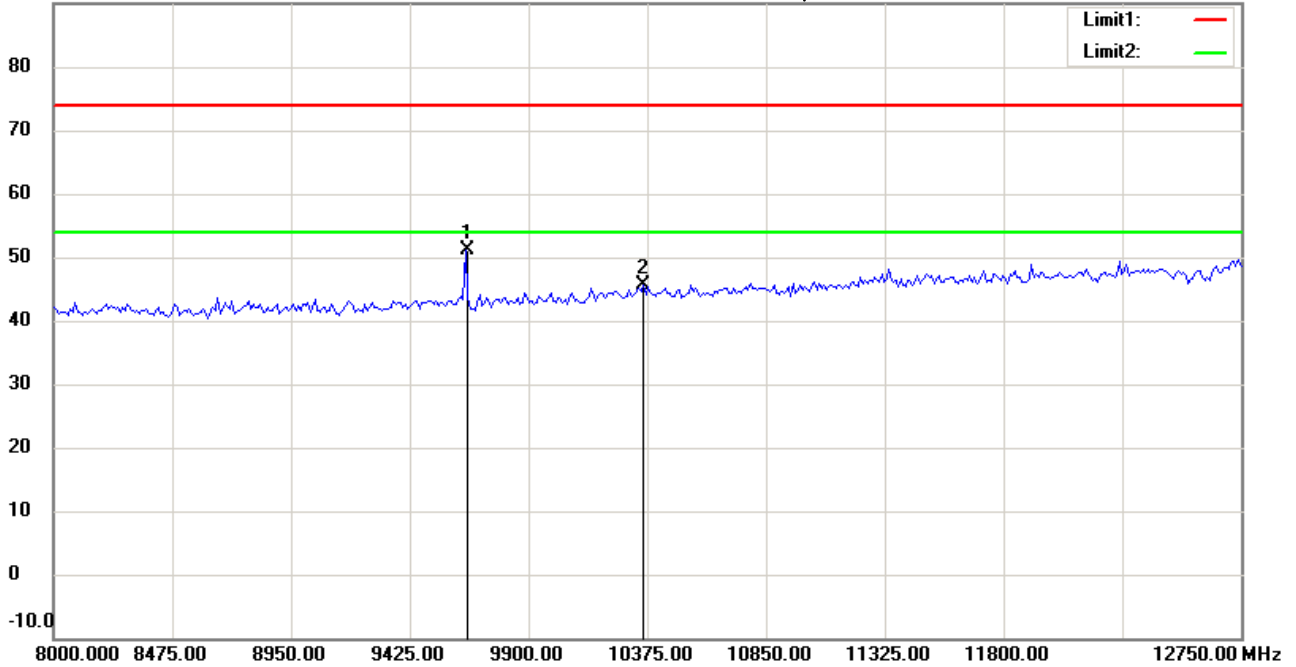
Date: 2015/3/21

Temperature:24 °C

90.0 dBuV/m

Time: 上午 10:17:11

Humidity:60 %



Site : Chamber

Condition : FCC\_part 15E RE\_Above 1GHz\_PK

EUT : W6M21410-14560-R

M/N:

Test Mode : TX 802.11a CH36

Note :

Polarization: *Vertical*

Power : 120 V.a.c.

Distance: 3m

Mk.	Frequency (MHz)	Reading (dBuV)	Detector	Corr. factor (dB/m)	Result (dBuV/m)	Limit (dBuV/m)	Ant.Pos (cm)	Tab.Pos (deg.)	Margin (dB)	Comment
*	9646.794	43.57	peak	7.46	51.03	74.00	100	155	-22.97	
	10360.000	36.81	peak	8.80	45.61	74.00	100	130	-28.39	



Radiated Emission Measurement

Operator: Leon

File :3

Data :#4

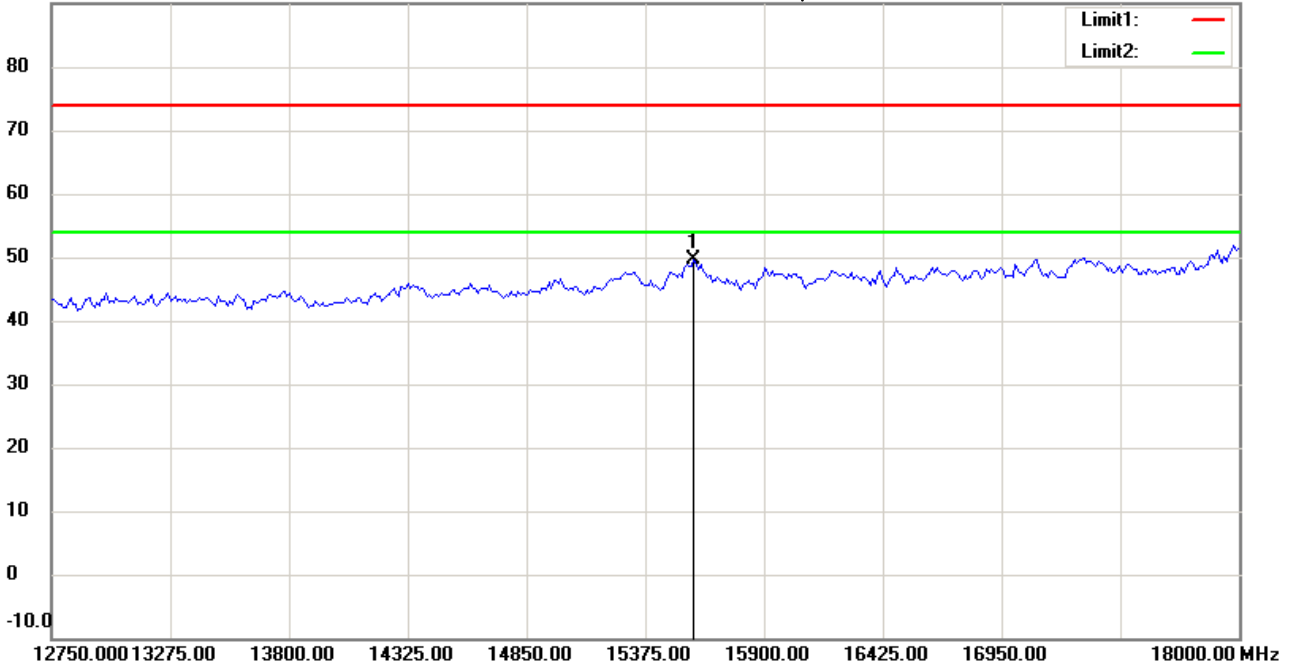
Date: 2015/3/21

Temperature:24 °C

90.0 dBuV/m

Time: 上午 10:14:27

Humidity:60 %



Site : Chamber

Condition : FCC\_part 15E RE\_Above 1GHz\_PK

Polarization: *Horizontal*

EUT : W6M21410-14560-R

Power : 120 V.a.c.

M/N:

Distance: 3m

Test Mode : TX 802.11a CH36

Note :

Mk.	Frequency (MHz)	Reading (dBuV)	Detector	Corr. factor (dB/m)	Result (dBuV/m)	Limit (dBuV/m)	Ant.Pos (cm)	Tab.Pos (deg.)	Margin (dB)	Comment
*	15590.681	30.51	peak	19.23	49.74	74.00	100	235	-24.26	



Radiated Emission Measurement

Operator: Leon

File :3

Data :#10

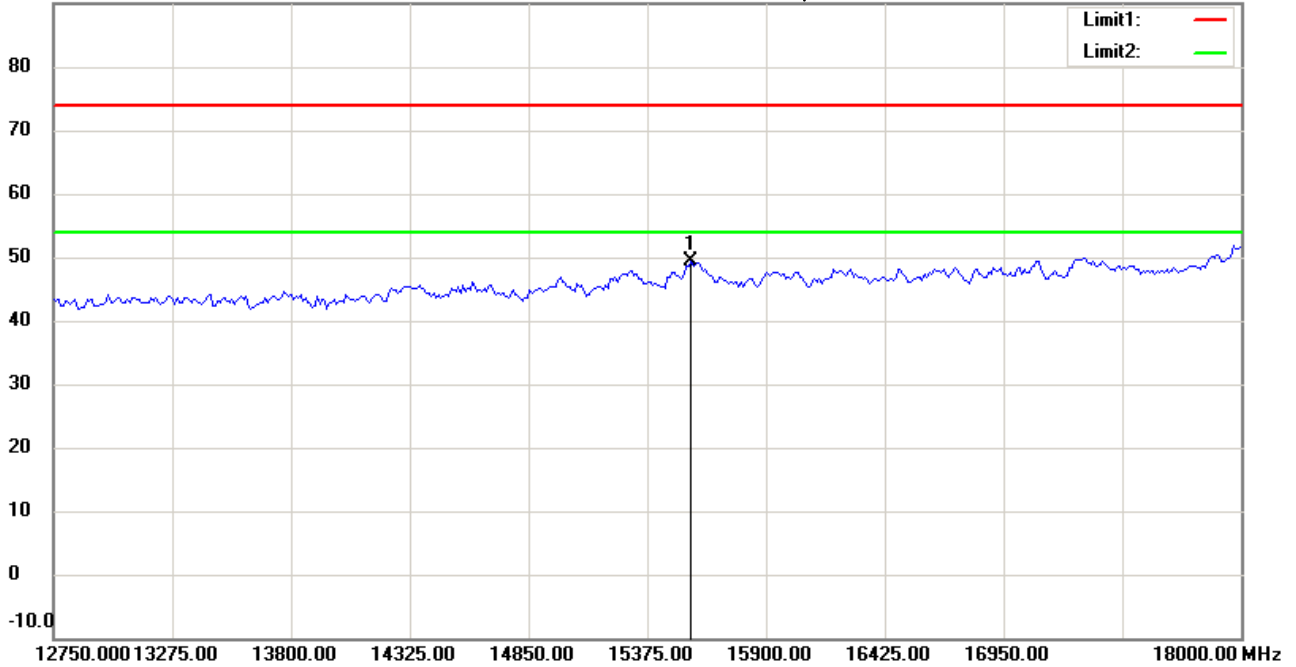
Date: 2015/3/21

Temperature:24 °C

90.0 dBuV/m

Time: 上午 10:18:04

Humidity:60 %



Site : Chamber

Condition : FCC\_part 15E RE\_Above 1GHz\_PK

EUT : W6M21410-14560-R

M/N:

Test Mode : TX 802.11a CH36

Note :

Polarization: *Vertical*

Power : 120 V.a.c.

Distance: 3m

Mk.	Frequency (MHz)	Reading (dBuV)	Detector	Corr. factor (dB/m)	Result (dBuV/m)	Limit (dBuV/m)	Ant.Pos (cm)	Tab.Pos (deg.)	Margin (dB)	Comment
*	15569.639	30.21	peak	19.15	49.36	74.00	100	175	-24.64	



Radiated Emission Measurement

Operator: Leon

File :3

Data :#5

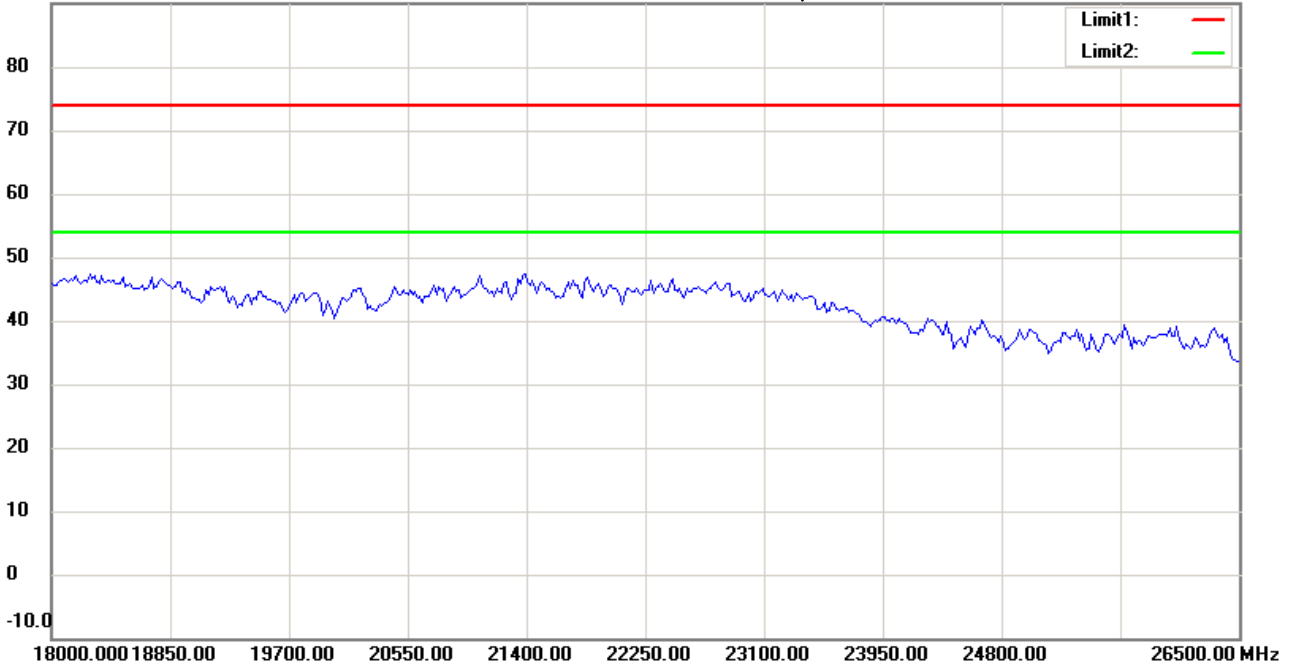
Date: 2015/3/21

Temperature:24 °C

90.0 dBuV/m

Time: 上午 10:14:37

Humidity:60 %



Site : Chamber

Condition : FCC\_part 15E RE\_Above 1GHz\_PK

EUT : W6M21410-14560-R

M/N:

Test Mode : TX 802.11a CH36

Note :

Polarization: *Horizontal*

Power : 120 Va.c.

Distance: 3m

Mk.	Frequency (MHz)	Reading (dBuV)	Detector	Corr. factor (dB/m)	Result (dBuV/m)	Limit (dBuV/m)	Ant.Pos (cm)	Tab.Pos (deg.)	Margin (dB)	Comment
-----	-----------------	----------------	----------	---------------------	-----------------	----------------	--------------	----------------	-------------	---------





Radiated Emission Measurement

Operator: Leon

File :3

Data :#11

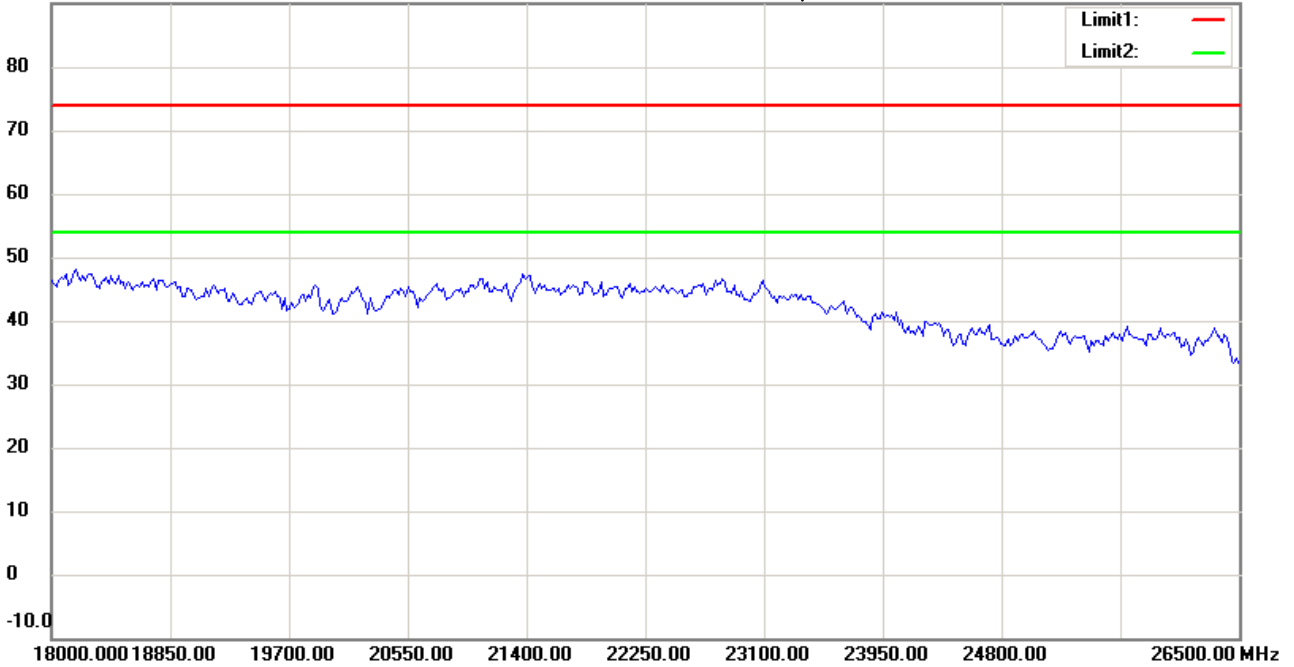
Date: 2015/3/21

Temperature:24 °C

90.0 dBuV/m

Time: 上午 10:18:14

Humidity:60 %



Site : Chamber

Condition : FCC\_part 15E RE\_Above 1GHz\_PK

EUT : W6M21410-14560-R

M/N:

Test Mode : TX 802.11a CH36

Note :

Polarization: *Vertical*

Power : 120 V.a.c.

Distance: 3m

Mk.	Frequency (MHz)	Reading (dBuV)	Detector	Corr. factor (dB/m)	Result (dBuV/m)	Limit (dBuV/m)	Ant.Pos (cm)	Tab.Pos (deg.)	Margin (dB)	Comment
-----	-----------------	----------------	----------	---------------------	-----------------	----------------	--------------	----------------	-------------	---------



Radiated Emission Measurement

Operator: Leon

File :3

Data :#6

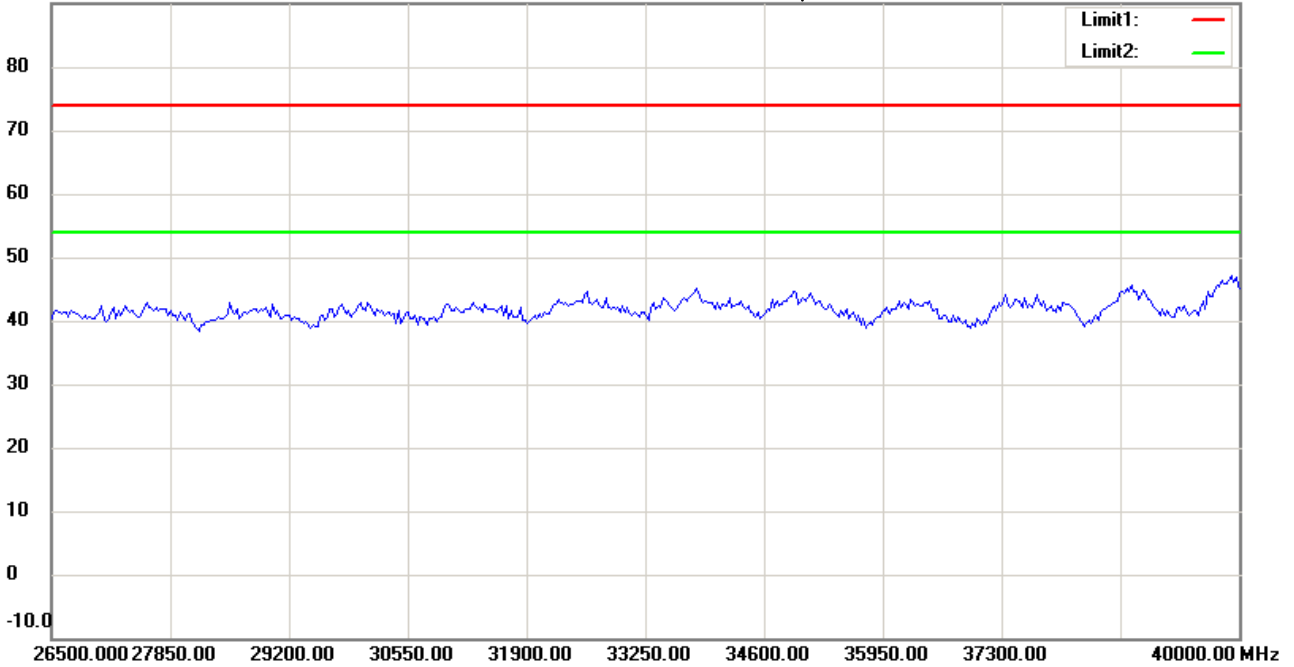
Date: 2015/3/21

Temperature:24 °C

90.0 dBuV/m

Time: 上午 10:14:47

Humidity:60 %



Site : Chamber

Condition : FCC\_part 15E RE\_Above 1GHz\_PK

EUT : W6M21410-14560-R

M/N:

Test Mode : TX 802.11a CH36

Note :

Polarization: *Horizontal*

Power : 120 V.a.c.

Distance: 3m

Mk.	Frequency (MHz)	Reading (dBuV)	Detector	Corr. factor (dB/m)	Result (dBuV/m)	Limit (dBuV/m)	Ant.Pos (cm)	Tab.Pos (deg.)	Margin (dB)	Comment
-----	-----------------	----------------	----------	---------------------	-----------------	----------------	--------------	----------------	-------------	---------



Radiated Emission Measurement

Operator: Leon

File :3

Data :#12

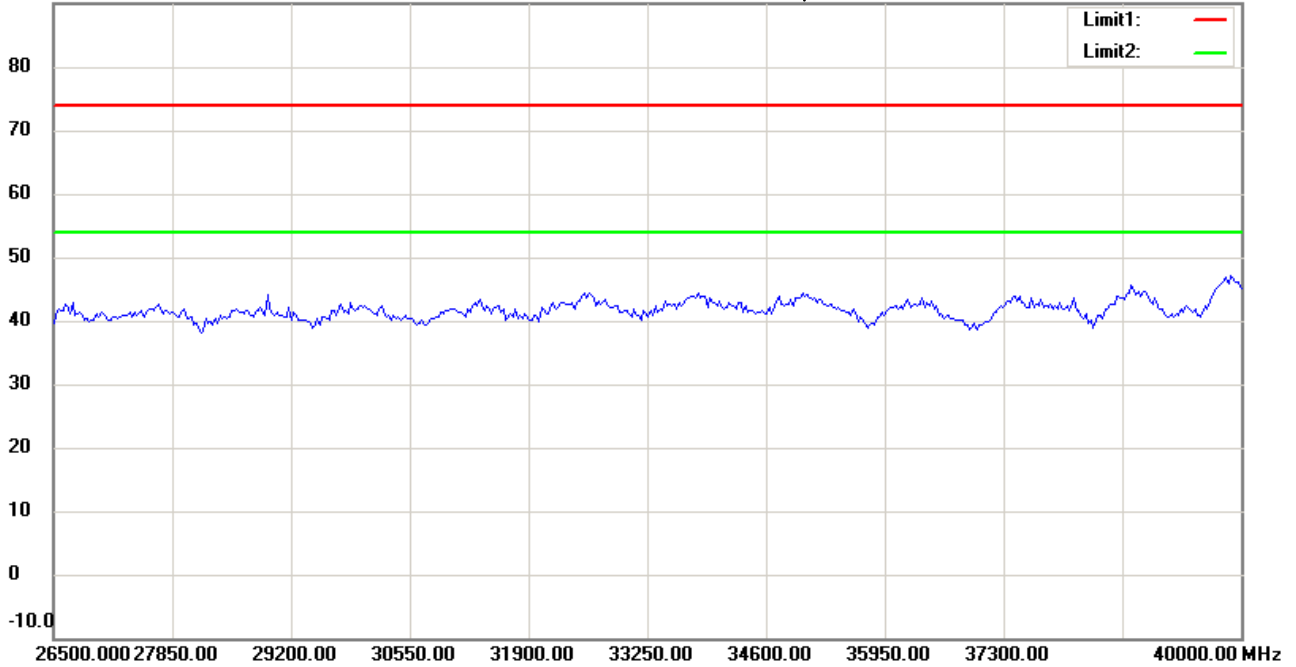
Date: 2015/3/21

Temperature:24 °C

90.0 dBuV/m

Time: 上午 10:18:24

Humidity:60 %



Site : Chamber

Condition : FCC\_part 15E RE\_Above 1GHz\_PK

EUT : W6M21410-14560-R

M/N:

Test Mode : TX 802.11a CH36

Note :

Polarization: *Vertical*

Power : 120 V.a.c.

Distance: 3m

Mk.	Frequency (MHz)	Reading (dBuV)	Detector	Corr. factor (dB/m)	Result (dBuV/m)	Limit (dBuV/m)	Ant.Pos (cm)	Tab.Pos (deg.)	Margin (dB)	Comment
-----	-----------------	----------------	----------	---------------------	-----------------	----------------	--------------	----------------	-------------	---------



Radiated Emission Measurement

Operator: Leon

File :1

Data :#1

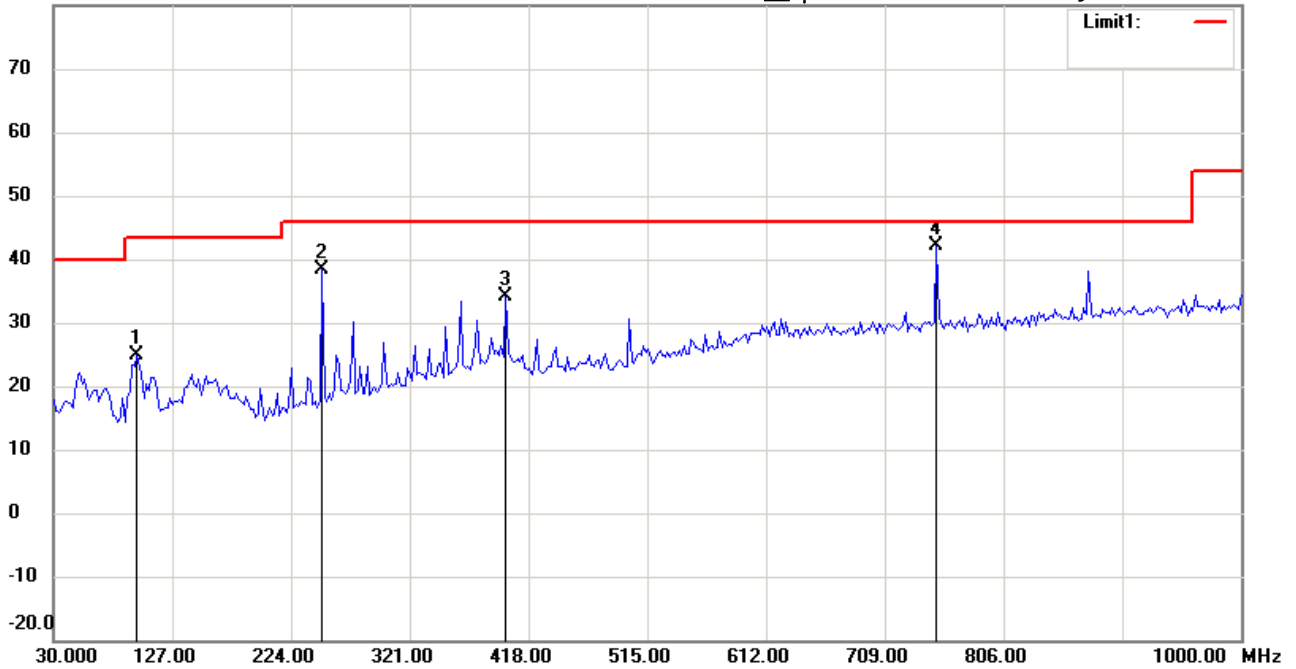
Date: 2015/3/21

Temperature:24 °C

80.0 dBuV/m

Time: 上午 08:52:18

Humidity:60 %



Site : Chamber

Condition : FCC\_part 15 RE-Class E\_30-1000MHz

Polarization: *Horizontal*

EUT : W6M21410-14560-R

Power : 120 Va.c.

M/N:

Distance: 3m

Test Mode : TX 802.11a CH40

Note :

Mk.	Frequency (MHz)	Reading (dBuV)	Detector	Corr. factor (dB/m)	Result (dBuV/m)	Limit (dBuV/m)	Ant.Pos (cm)	Tab.Pos (deg.)	Margin (dB)	Comment
	98.0361	14.05	peak	10.91	24.96	43.50	100	170	-18.54	
	249.6593	23.87	peak	14.44	38.31	46.00	100	135	-7.69	
	399.3387	15.28	peak	18.81	34.09	46.00	100	40	-11.91	
*	751.1824	16.14	peak	25.95	42.09	46.00	100	85	-3.91	



Radiated Emission Measurement

Operator: Leon

File :1

Data :#2

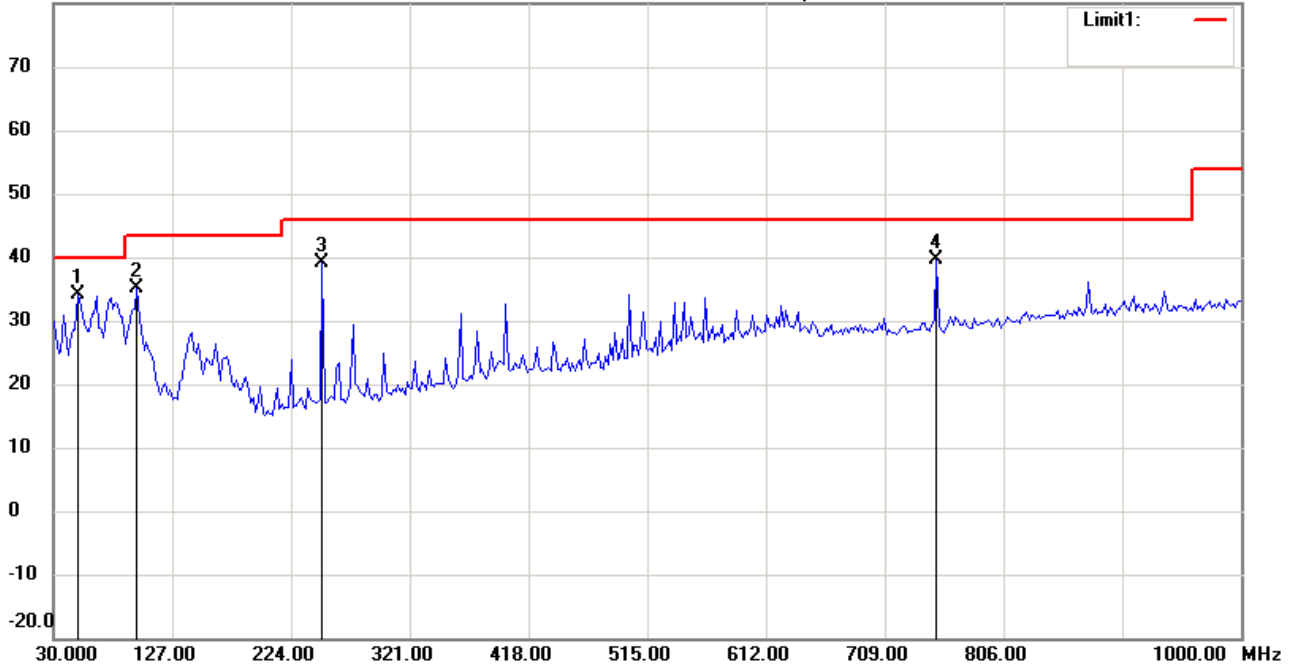
Date: 2015/3/21

Temperature:24 °C

80.0 dBuV/m

Time: 上午 08:53:03

Humidity:60 %



Site : Chamber

Condition : FCC\_part 15 RE-Class E\_30-1000MHz

Polarization: *Vertical*

EUT : W6M21410-14560-R

Power : 120 V.a.c.

M/N:

Distance: 3m

Test Mode : TX 802.11a CH40

Note :

Mk.	Frequency (MHz)	Reading (dBuV)	Detector	Corr. factor (dB/m)	Result (dBuV/m)	Limit (dBuV/m)	Ant.Pos (cm)	Tab.Pos (deg.)	Margin (dB)	Comment
*	49.4388	19.59	peak	14.65	34.24	40.00	100	35	-5.76	
	98.0361	24.11	peak	10.91	35.02	43.50	100	90	-8.48	
	249.6593	24.70	peak	14.44	39.14	46.00	100	155	-6.86	
	751.1824	13.75	peak	25.95	39.70	46.00	100	120	-6.30	



Address:6F.,No.58,Ln 188,Ruey Kuang Rd,Neihu,Taipei  
 Tel:+886-2-6606-8877  
 Fax:+886-2-6606-8875

Radiated Emission Measurement

Operator: Leon

File :3

Data :#1

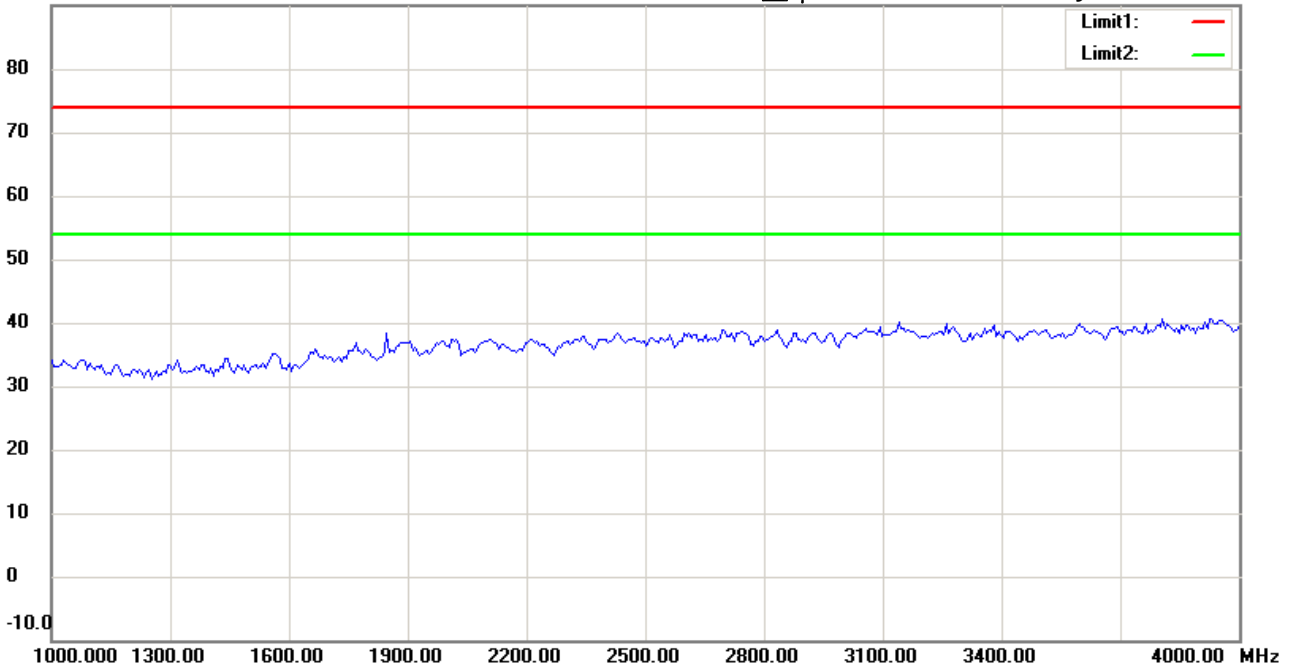
Date: 2015/3/21

Temperature:24 °C

90.0 dBuV/m

Time: 上午 10:21:41

Humidity:60 %



Site : Chamber

Condition : FCC\_part 15E RE\_Above 1GHz\_PK

EUT : W6M21410-14560-R

M/N:

Test Mode : TX 802.11a CH40

Note :

Polarization: *Horizontal*

Power : 120 Va.c.

Distance: 3m

Mk.	Frequency (MHz)	Reading (dBuV)	Detector	Corr. factor (dB/m)	Result (dBuV/m)	Limit (dBuV/m)	Ant.Pos (cm)	Tab.Pos (deg.)	Margin (dB)	Comment
-----	-----------------	----------------	----------	---------------------	-----------------	----------------	--------------	----------------	-------------	---------

\*:Maximum data    x:Over limit    !:over margin



Radiated Emission Measurement

Operator: Leon

File :3

Data :#7

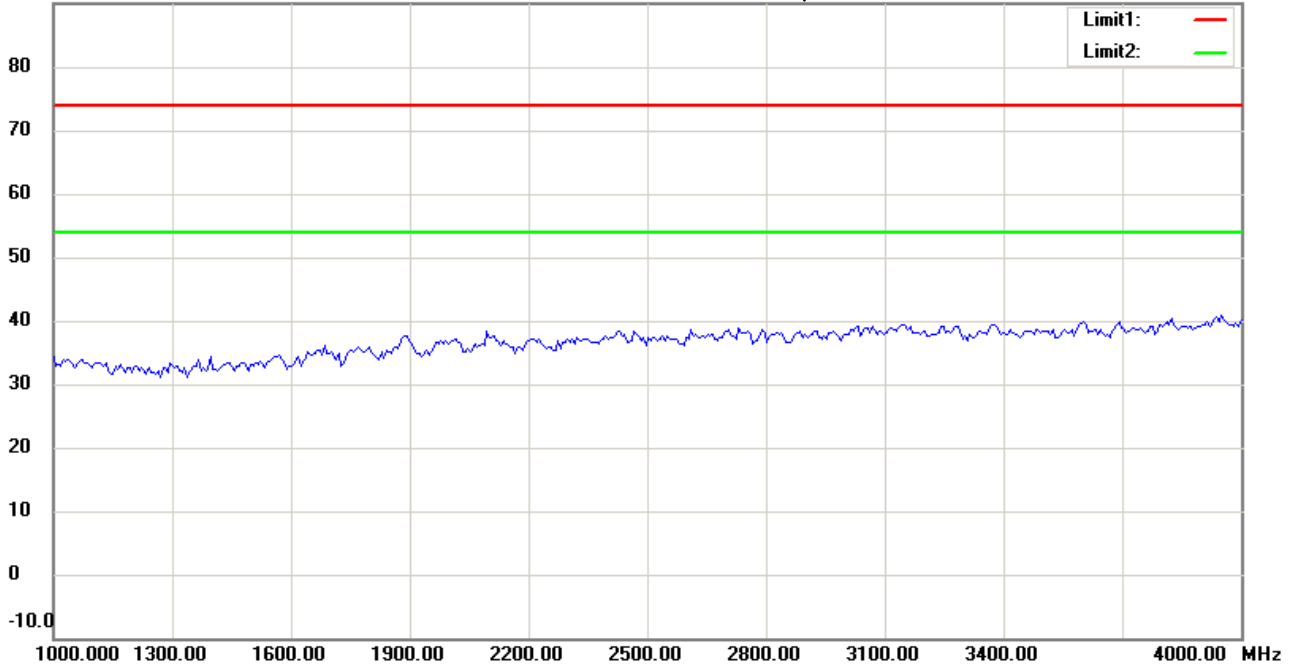
Date: 2015/3/21

Temperature:24 °C

90.0 dBuV/m

Time: 上午 10:26:39

Humidity:60 %



Site : Chamber

Condition : FCC\_part 15E RE\_Above 1GHz\_PK

EUT : W6M21410-14560-R

M/N:

Test Mode : TX 802.11a CH40

Note :

Polarization: *Vertical*

Power : 120 Va.c.

Distance: 3m

Mk.	Frequency (MHz)	Reading (dBuV)	Detector	Corr. factor (dB/m)	Result (dBuV/m)	Limit (dBuV/m)	Ant.Pos (cm)	Tab.Pos (deg.)	Margin (dB)	Comment
-----	-----------------	----------------	----------	---------------------	-----------------	----------------	--------------	----------------	-------------	---------



Radiated Emission Measurement

Operator: Leon

File :3

Data :#2

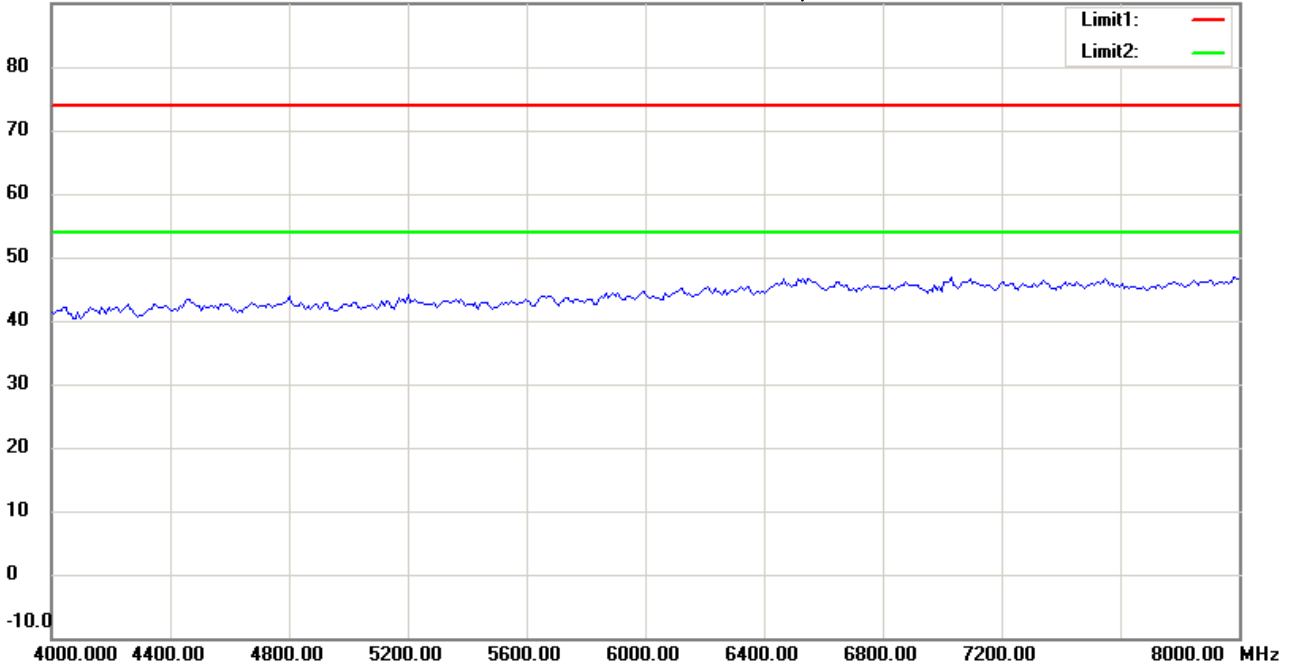
Date: 2015/3/21

Temperature:24 °C

90.0 dBuV/m

Time: 上午 10:23:05

Humidity:60 %



Site : Chamber

Condition : FCC\_part 15E RE\_Above 1GHz\_PK

EUT : W6M21410-14560-R

M/N:

Test Mode : TX 802.11a CH40

Note :

Polarization: *Horizontal*

Power : 120 Va.c.

Distance: 3m

Mk.	Frequency (MHz)	Reading (dBuV)	Detector	Corr. factor (dB/m)	Result (dBuV/m)	Limit (dBuV/m)	Ant.Pos (cm)	Tab.Pos (deg.)	Margin (dB)	Comment
-----	-----------------	----------------	----------	---------------------	-----------------	----------------	--------------	----------------	-------------	---------





Radiated Emission Measurement

Operator: Leon

File :3

Data :#8

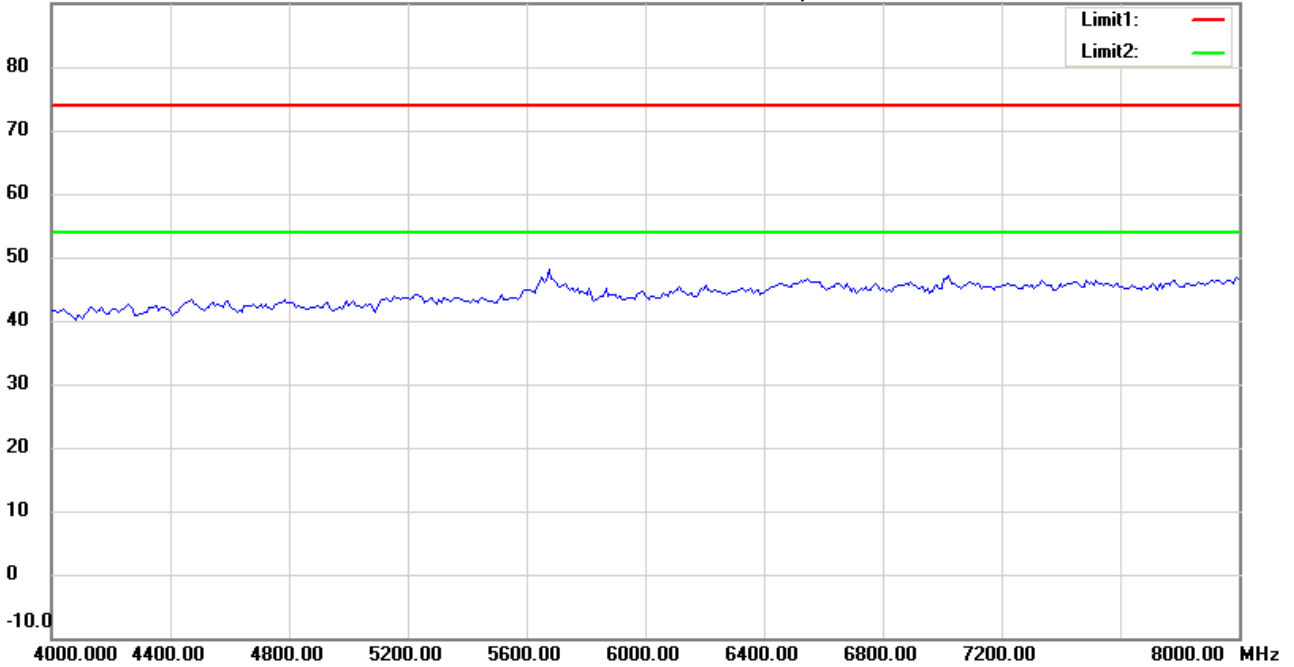
Date: 2015/3/21

Temperature:24 °C

90.0 dBuV/m

Time: 上午 10:28:04

Humidity:60 %



Site : Chamber

Condition : FCC\_part 15E RE\_Above 1GHz\_PK

EUT : W6M21410-14560-R

M/N:

Test Mode : TX 802.11a CH40

Note :

Polarization: *Vertical*

Power : 120 V.a.c.

Distance: 3m

Mk.	Frequency (MHz)	Reading (dBuV)	Detector	Corr. factor (dB/m)	Result (dBuV/m)	Limit (dBuV/m)	Ant.Pos (cm)	Tab.Pos (deg.)	Margin (dB)	Comment
-----	-----------------	----------------	----------	---------------------	-----------------	----------------	--------------	----------------	-------------	---------



Radiated Emission Measurement

Operator: Leon

File :3

Data :#3

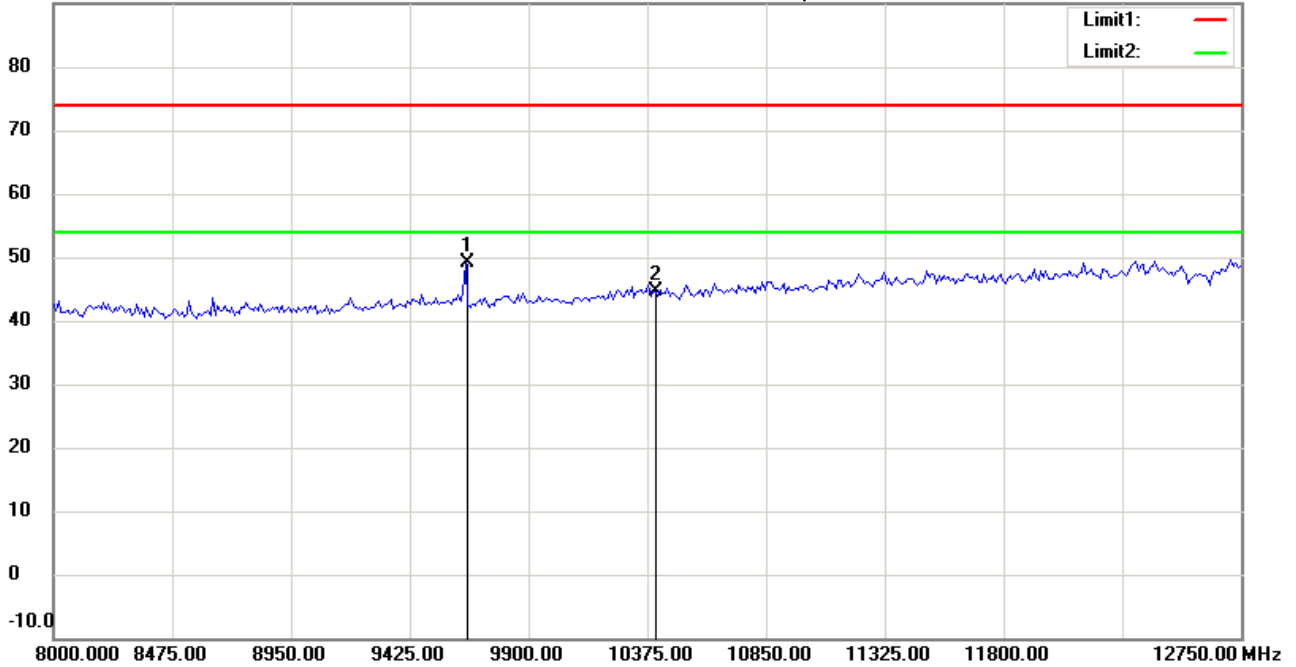
Date: 2015/3/21

Temperature:24 °C

90.0 dBuV/m

Time: 上午 10:23:53

Humidity:60 %



Site : Chamber

Condition : FCC\_part 15E RE\_Above 1GHz\_PK

EUT : W6M21410-14560-R

M/N:

Test Mode : TX 802.11a CH40

Note :

Polarization: *Horizontal*

Power : 120 V.a.c.

Distance: 3m

Mk.	Frequency (MHz)	Reading (dBuV)	Detector	Corr. factor (dB/m)	Result (dBuV/m)	Limit (dBuV/m)	Ant.Pos (cm)	Tab.Pos (deg.)	Margin (dB)	Comment
*	9646.794	41.75	peak	7.46	49.21	74.00	100	165	-24.79	
	10400.000	35.78	peak	8.76	44.54	74.00	100	90	-29.46	



Radiated Emission Measurement

Operator: Leon

File :3

Data :#9

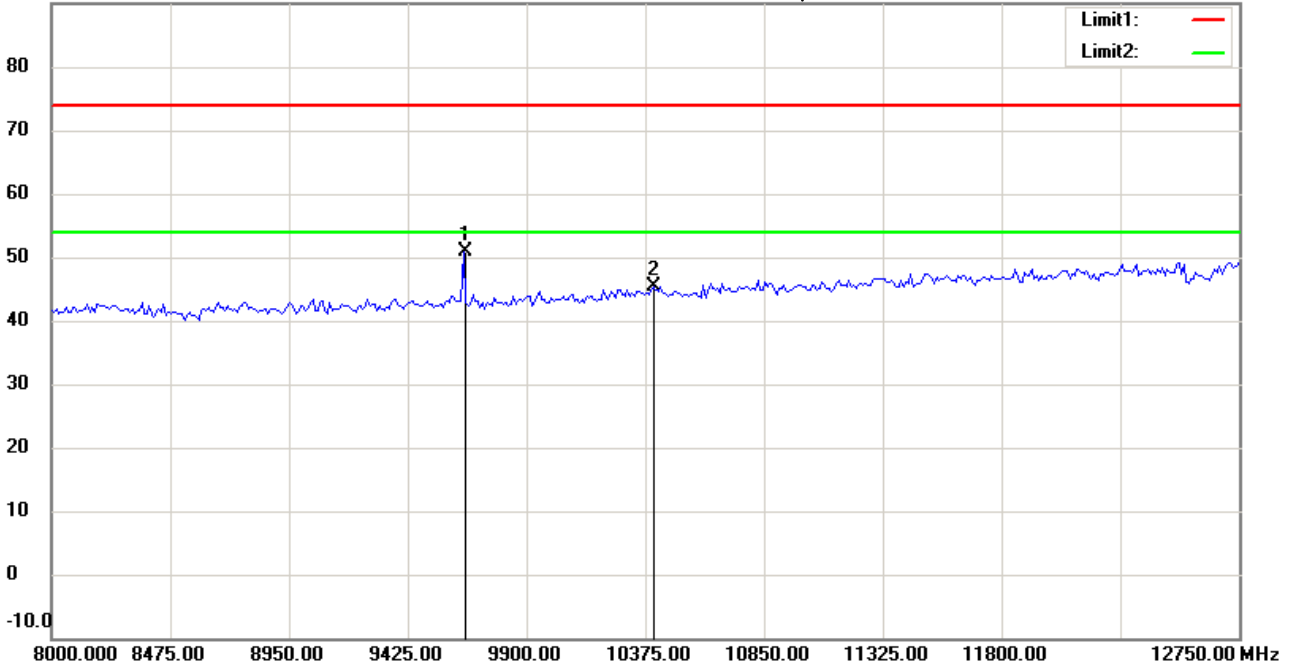
Date: 2015/3/21

Temperature:24 °C

90.0 dBuV/m

Time: 上午 10:28:57

Humidity:60 %



Site : Chamber

Condition : FCC\_part 15E RE\_Above 1GHz\_PK

Polarization: *Vertical*

EUT : W6M21410-14560-R

Power : 120 Va.c.

M/N:

Distance: 3m

Test Mode : TX 802.11a CH40

Note :

Mk.	Frequency (MHz)	Reading (dBuV)	Detector	Corr. factor (dB/m)	Result (dBuV/m)	Limit (dBuV/m)	Ant.Pos (cm)	Tab.Pos (deg.)	Margin (dB)	Comment
*	9646.794	43.33	peak	7.46	50.79	74.00	100	165	-23.21	
	10400.000	36.62	peak	8.76	45.38	74.00	100	130	-28.62	



Radiated Emission Measurement

Operator: Leon

File :3

Data :#4

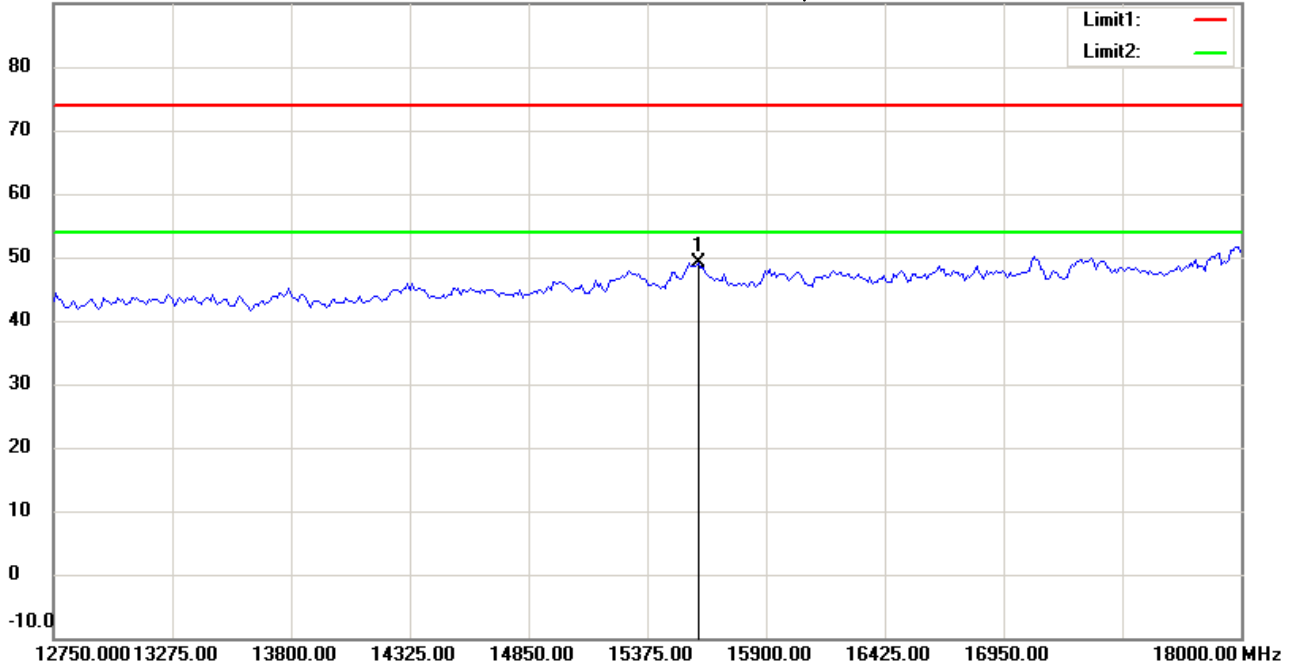
Date: 2015/3/21

Temperature:24 °C

90.0 dBuV/m

Time: 上午 10:24:46

Humidity:60 %



Site : Chamber

Condition : FCC\_part 15E RE\_Above 1GHz\_PK

Polarization: *Horizontal*

EUT : W6M21410-14560-R

Power : 120 Va.c.

M/N:

Distance: 3m

Test Mode : TX 802.11a CH40

Note :

Mk.	Frequency (MHz)	Reading (dBuV)	Detector	Corr. factor (dB/m)	Result (dBuV/m)	Limit (dBuV/m)	Ant.Pos (cm)	Tab.Pos (deg.)	Margin (dB)	Comment
*	15601.202	29.93	peak	19.24	49.17	74.00	100	175	-24.83	



Radiated Emission Measurement

Operator: Leon

File :3

Data :#10

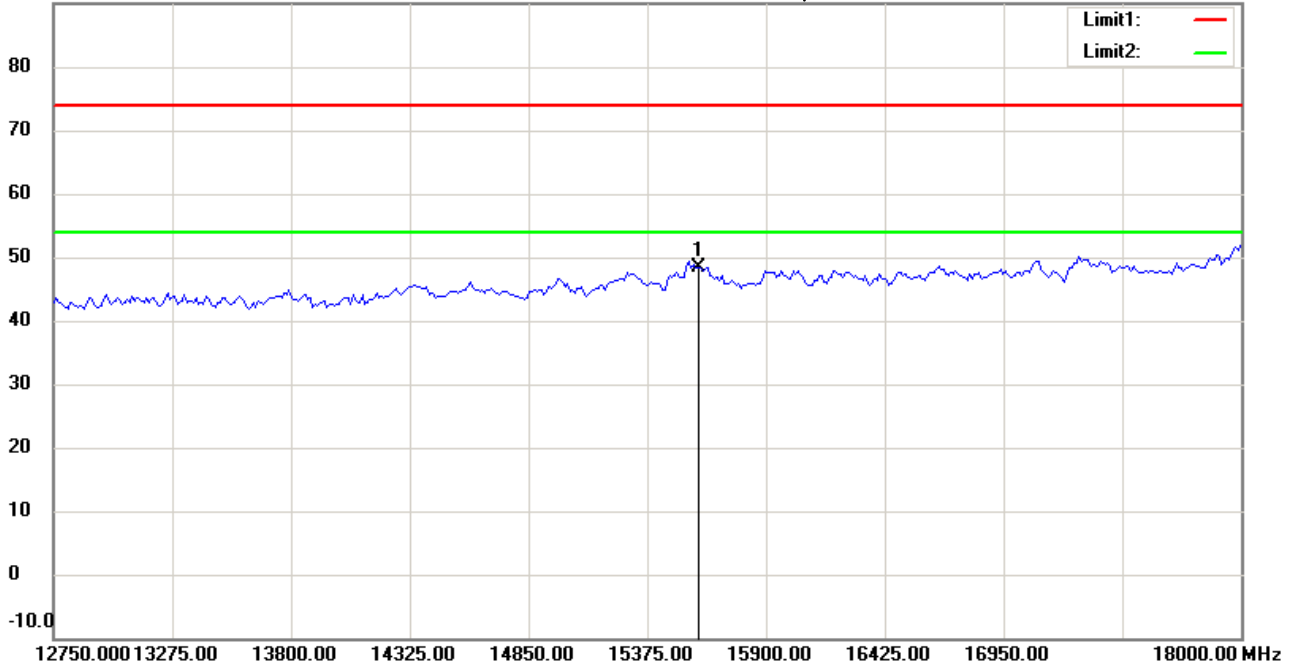
Date: 2015/3/21

Temperature:24 °C

90.0 dBuV/m

Time: 上午 10:29:50

Humidity:60 %



Site : Chamber

Condition : FCC\_part 15E RE\_Above 1GHz\_PK

Polarization: *Vertical*

EUT : W6M21410-14560-R

Power : 120 Va.c.

M/N:

Distance: 3m

Test Mode : TX 802.11a CH40

Note :

Mk.	Frequency (MHz)	Reading (dBuV)	Detector	Corr. factor (dB/m)	Result (dBuV/m)	Limit (dBuV/m)	Ant.Pos (cm)	Tab.Pos (deg.)	Margin (dB)	Comment
*	15600.000	29.24	peak	19.26	48.50	74.00	100	210	-25.50	



Radiated Emission Measurement

Operator: Leon

File :3

Data :#5

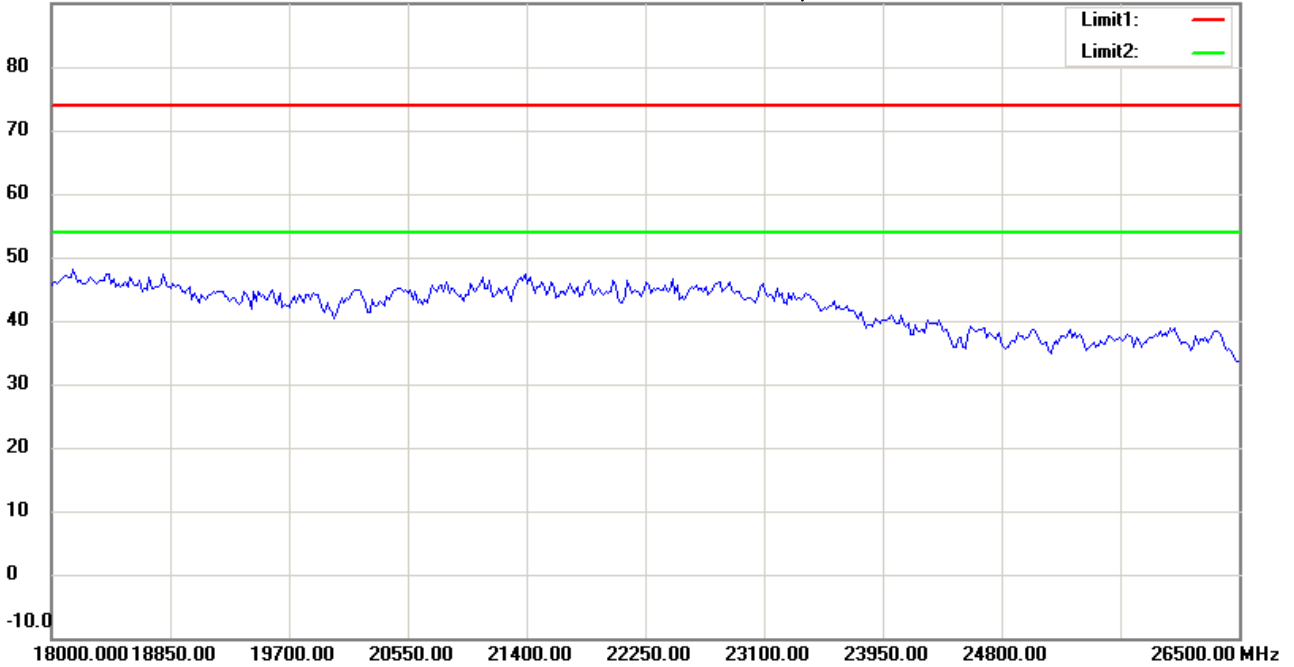
Date: 2015/3/21

Temperature:24 °C

90.0 dBuV/m

Time: 上午 10:24:56

Humidity:60 %



Site : Chamber

Condition : FCC\_part 15E RE\_Above 1GHz\_PK

EUT : W6M21410-14560-R

M/N:

Test Mode : TX 802.11a CH40

Note :

Polarization: *Horizontal*

Power : 120 Va.c.

Distance: 3m

Mk.	Frequency (MHz)	Reading (dBuV)	Detector	Corr. factor (dB/m)	Result (dBuV/m)	Limit (dBuV/m)	Ant.Pos (cm)	Tab.Pos (deg.)	Margin (dB)	Comment
-----	-----------------	----------------	----------	---------------------	-----------------	----------------	--------------	----------------	-------------	---------



**Radiated Emission Measurement**

Operator: Leon

File :3

Data :#11

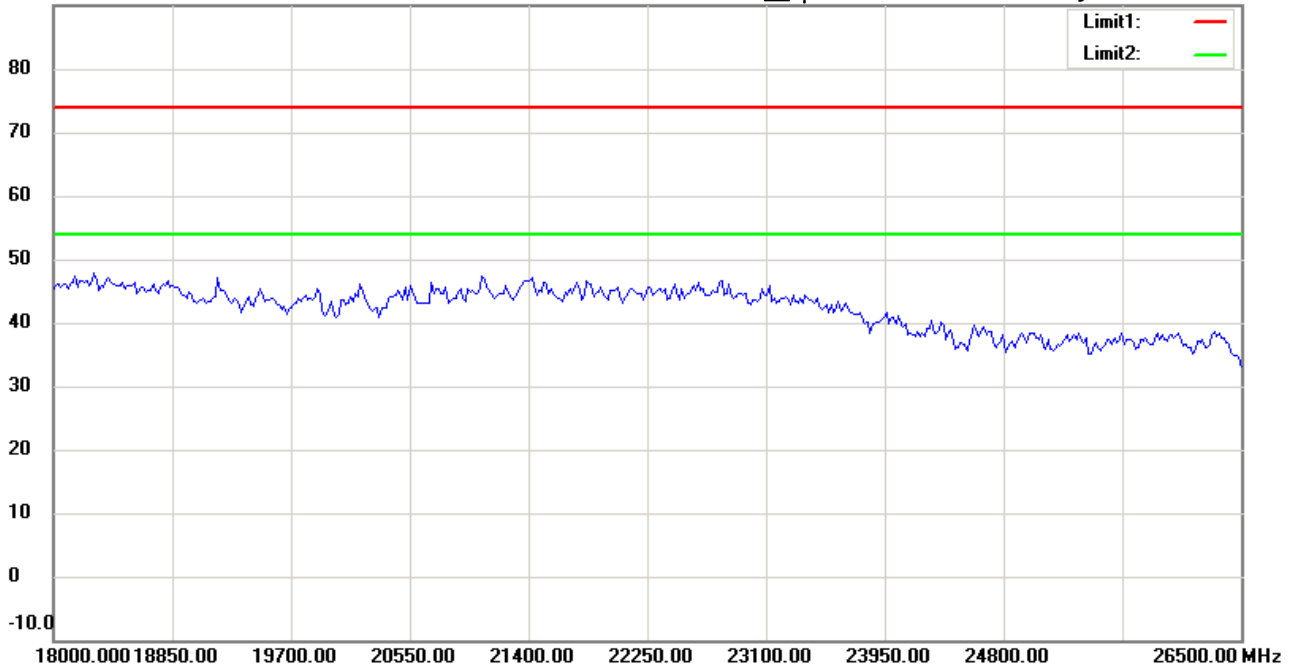
Date: 2015/3/21

Temperature:24 °C

90.0 dBuV/m

Time: 上午 10:30:00

Humidity:60 %



Site : Chamber

Condition : FCC\_part 15E RE\_Above 1GHz\_PK

EUT : W6M21410-14560-R

M/N:

Test Mode : TX 802.11a CH40

Note :

Polarization: *Vertical*

Power : 120 V.a.c.

Distance: 3m

Mk.	Frequency (MHz)	Reading (dBuV)	Detector	Corr. factor (dB/m)	Result (dBuV/m)	Limit (dBuV/m)	Ant.Pos (cm)	Tab.Pos (deg.)	Margin (dB)	Comment
-----	-----------------	----------------	----------	---------------------	-----------------	----------------	--------------	----------------	-------------	---------



Radiated Emission Measurement

Operator: Leon

File :3

Data :#6

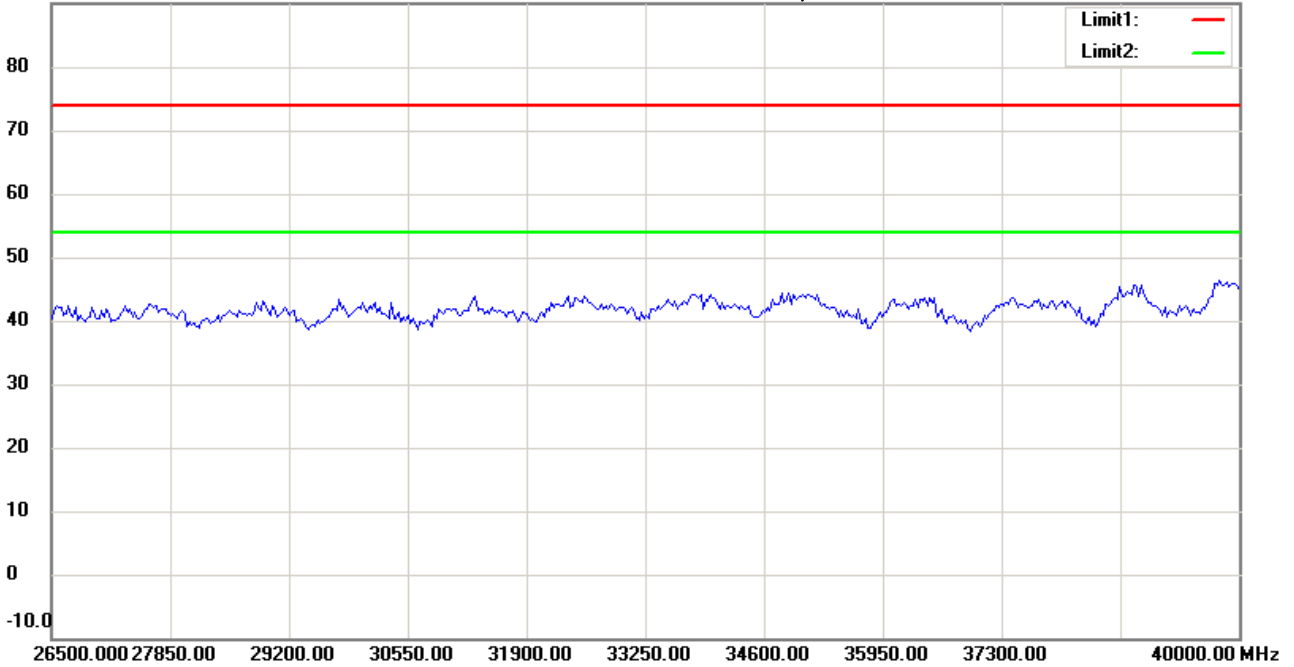
Date: 2015/3/21

Temperature:24 °C

90.0 dBuV/m

Time: 上午 10:25:06

Humidity:60 %



Site : Chamber

Condition : FCC\_part 15E RE\_Above 1GHz\_PK

EUT : W6M21410-14560-R

M/N:

Test Mode : TX 802.11a CH40

Note :

Polarization: *Horizontal*

Power : 120 V.a.c.

Distance: 3m

Mk.	Frequency (MHz)	Reading (dBuV)	Detector	Corr. factor (dB/m)	Result (dBuV/m)	Limit (dBuV/m)	Ant.Pos (cm)	Tab.Pos (deg.)	Margin (dB)	Comment
-----	-----------------	----------------	----------	---------------------	-----------------	----------------	--------------	----------------	-------------	---------





Radiated Emission Measurement

Operator: Leon

File :3

Data :#12

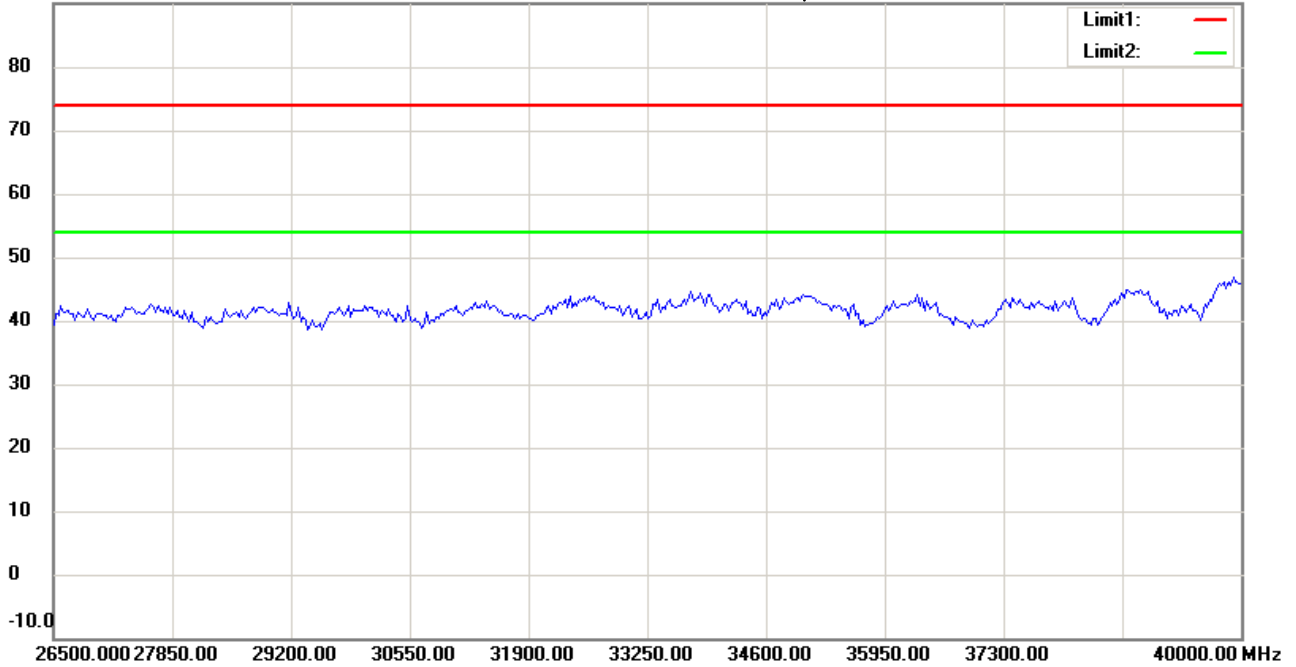
Date: 2015/3/21

Temperature:24 °C

90.0 dBuV/m

Time: 上午 10:30:10

Humidity:60 %



Site : Chamber

Condition : FCC\_part 15E RE\_Above 1GHz\_PK

EUT : W6M21410-14560-R

M/N:

Test Mode : TX 802.11a CH40

Note :

Polarization: *Vertical*

Power : 120 V.a.c.

Distance: 3m

Mk.	Frequency (MHz)	Reading (dBuV)	Detector	Corr. factor (dB/m)	Result (dBuV/m)	Limit (dBuV/m)	Ant.Pos (cm)	Tab.Pos (deg.)	Margin (dB)	Comment
-----	-----------------	----------------	----------	---------------------	-----------------	----------------	--------------	----------------	-------------	---------



Radiated Emission Measurement

Operator: Leon

File :1

Data :#1

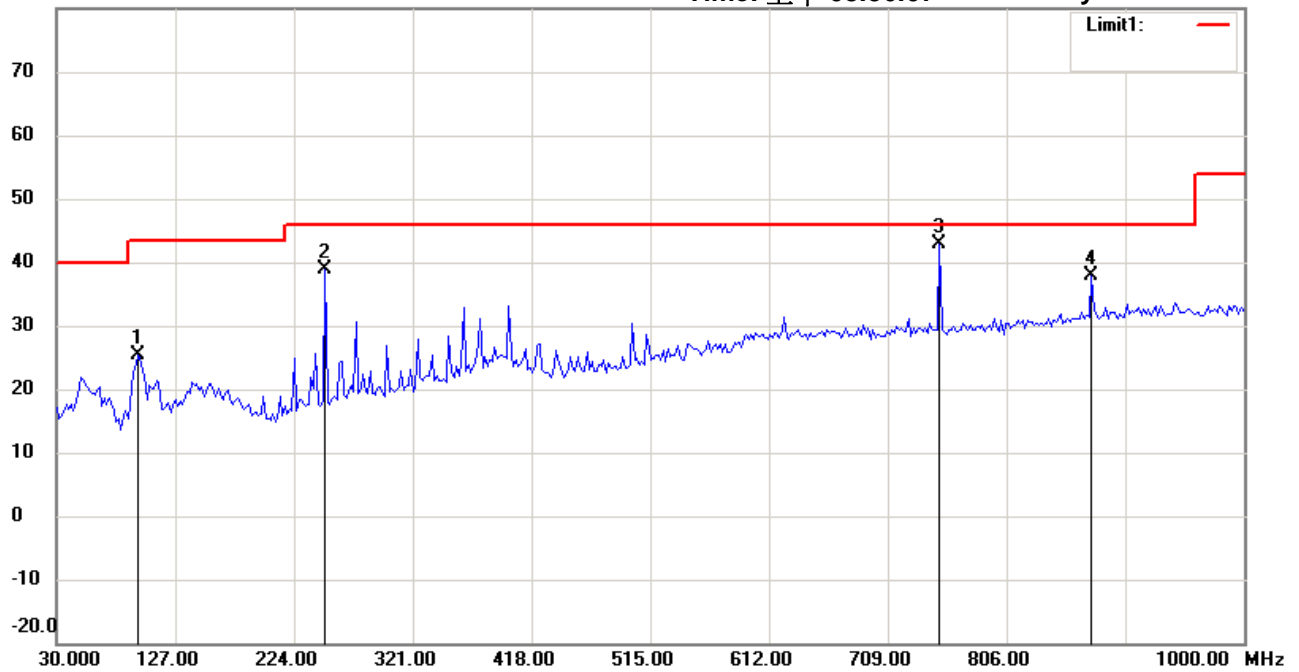
Date: 2015/3/21

Temperature:24 °C

80.0 dBuV/m

Time: 上午 08:56:07

Humidity:60 %



Site : Chamber

Condition : FCC\_part 15 RE-Class E\_30-1000MHz

Polarization: *Horizontal*

EUT : W6M21410-14560-R

Power : 120 V.a.c.

M/N:

Distance: 3m

Test Mode : TX 802.11a CH48

Note :

Mk.	Frequency (MHz)	Reading (dBuV)	Detector	Corr. factor (dB/m)	Result (dBuV/m)	Limit (dBuV/m)	Ant.Pos (cm)	Tab.Pos (deg.)	Margin (dB)	Comment
	96.0922	15.08	peak	10.38	25.46	43.50	100	170	-18.04	
	249.6593	24.33	peak	14.44	38.77	46.00	100	125	-7.23	
*	751.1824	16.99	peak	25.95	42.94	46.00	100	95	-3.06	
	875.5911	10.03	peak	27.97	38.00	46.00	100	80	-8.00	



Radiated Emission Measurement

Operator: Leon

File :1

Data :#2

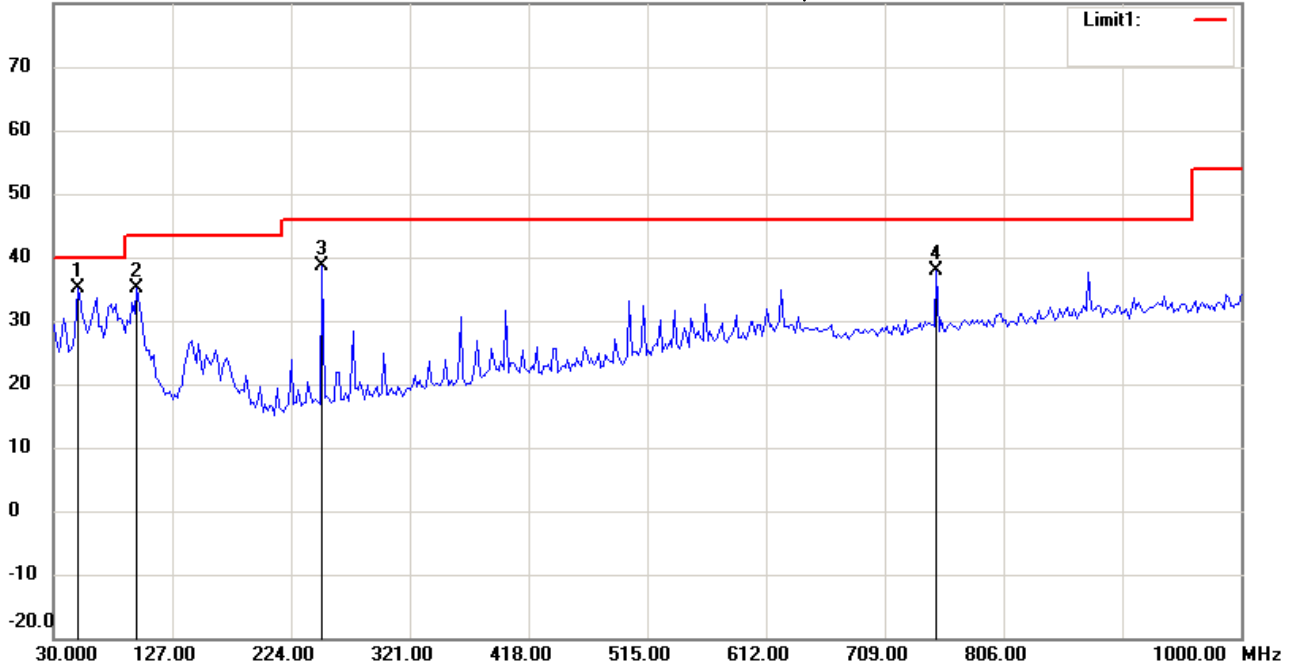
Date: 2015/3/21

Temperature:24 °C

80.0 dBuV/m

Time: 上午 08:56:52

Humidity:60 %



Site : Chamber

Condition : FCC\_part 15 RE-Class E\_30-1000MHz

Polarization: *Vertical*

EUT : W6M21410-14560-R

Power : 120 Va.c.

M/N:

Distance: 3m

Test Mode : TX 802.11a CH48

Note :

Mk.	Frequency (MHz)	Reading (dBuV)	Detector	Corr. factor (dB/m)	Result (dBuV/m)	Limit (dBuV/m)	Ant.Pos (cm)	Tab.Pos (deg.)	Margin (dB)	Comment
*	49.4388	20.59	peak	14.65	35.24	40.00	100	75	-4.76	
	98.0361	24.24	peak	10.91	35.15	43.50	100	130	-8.35	
	249.6593	24.21	peak	14.44	38.65	46.00	100	65	-7.35	
	751.1824	12.00	peak	25.95	37.95	46.00	100	120	-8.05	



Radiated Emission Measurement

Operator: Leon

File :3

Data :#1

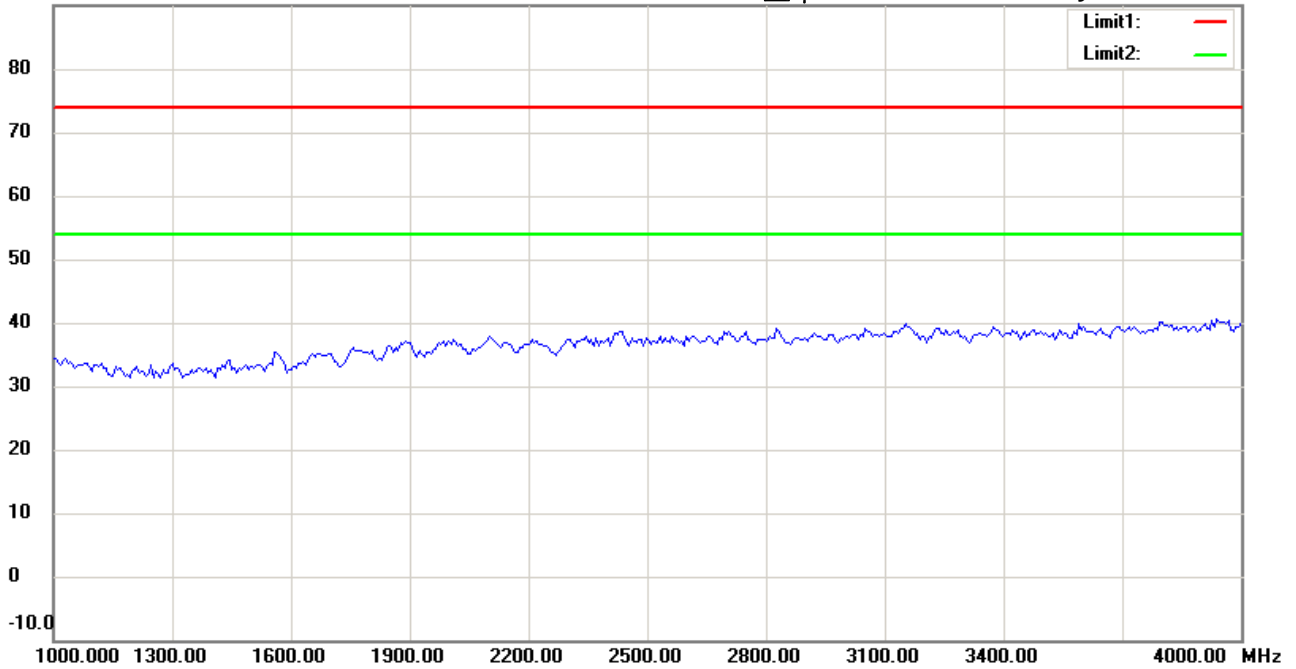
Date: 2015/3/21

Temperature:24 °C

90.0 dBuV/m

Time: 上午 10:32:52

Humidity:60 %



Site : Chamber

Condition : FCC\_part 15E RE\_Above 1GHz\_PK

EUT : W6M21410-14560-R

M/N:

Test Mode : TX 802.11a CH48

Note :

Polarization: *Horizontal*

Power : 120 Va.c.

Distance: 3m

Mk.	Frequency (MHz)	Reading (dBuV)	Detector	Corr. factor (dB/m)	Result (dBuV/m)	Limit (dBuV/m)	Ant.Pos (cm)	Tab.Pos (deg.)	Margin (dB)	Comment
-----	-----------------	----------------	----------	---------------------	-----------------	----------------	--------------	----------------	-------------	---------



Radiated Emission Measurement

Operator: Leon

File :3

Data :#7

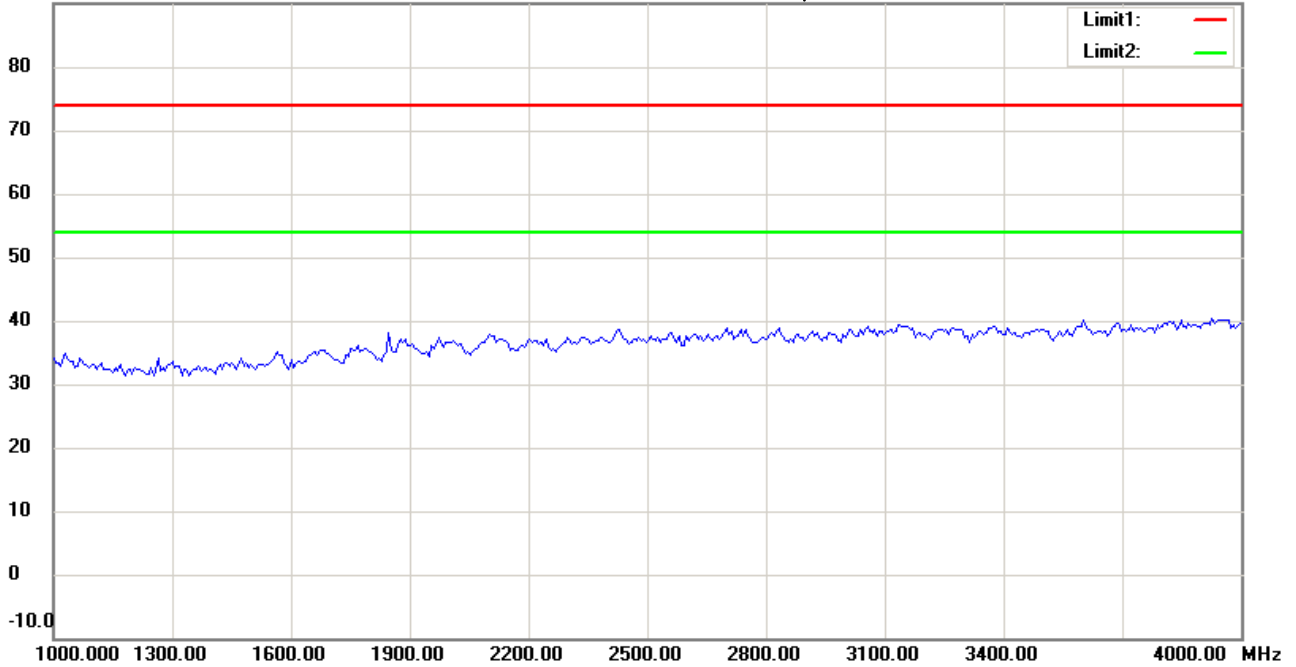
Date: 2015/3/21

Temperature:24 °C

90.0 dBuV/m

Time: 上午 10:37:32

Humidity:60 %



Site : Chamber

Condition : FCC\_part 15E RE\_Above 1GHz\_PK

EUT : W6M21410-14560-R

M/N:

Test Mode : TX 802.11a CH48

Note :

Polarization: *Vertical*

Power : 120 Va.c.

Distance: 3m

Mk.	Frequency (MHz)	Reading (dBuV)	Detector	Corr. factor (dB/m)	Result (dBuV/m)	Limit (dBuV/m)	Ant.Pos (cm)	Tab.Pos (deg.)	Margin (dB)	Comment
-----	-----------------	----------------	----------	---------------------	-----------------	----------------	--------------	----------------	-------------	---------



Radiated Emission Measurement

Operator: Leon

File :3

Data :#2

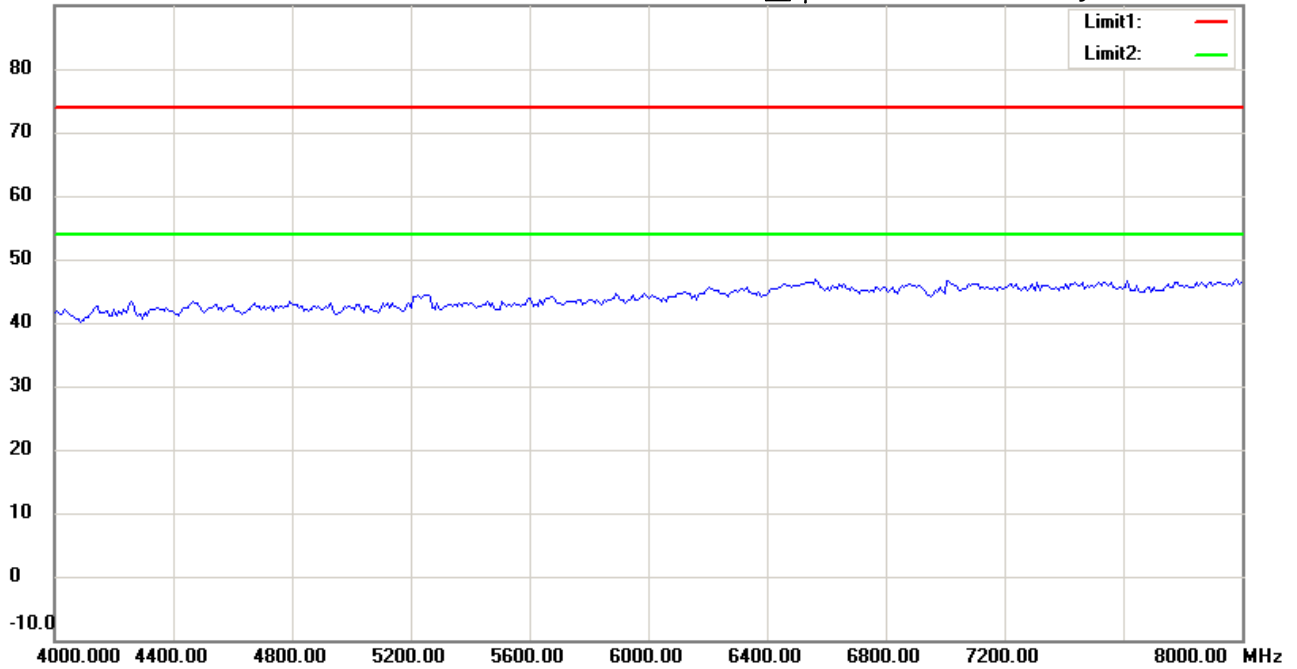
Date: 2015/3/21

Temperature:24 °C

90.0 dBuV/m

Time: 上午 10:34:17

Humidity:60 %



Site : Chamber

Condition : FCC\_part 15E RE\_Above 1GHz\_PK

EUT : W6M21410-14560-R

M/N:

Test Mode : TX 802.11a CH48

Note :

Polarization: *Horizontal*

Power : 120 Va.c.

Distance: 3m

Mk.	Frequency (MHz)	Reading (dBuV)	Detector	Corr. factor (dB/m)	Result (dBuV/m)	Limit (dBuV/m)	Ant.Pos (cm)	Tab.Pos (deg.)	Margin (dB)	Comment
-----	-----------------	----------------	----------	---------------------	-----------------	----------------	--------------	----------------	-------------	---------



Radiated Emission Measurement

Operator: Leon

File :3

Data :#8

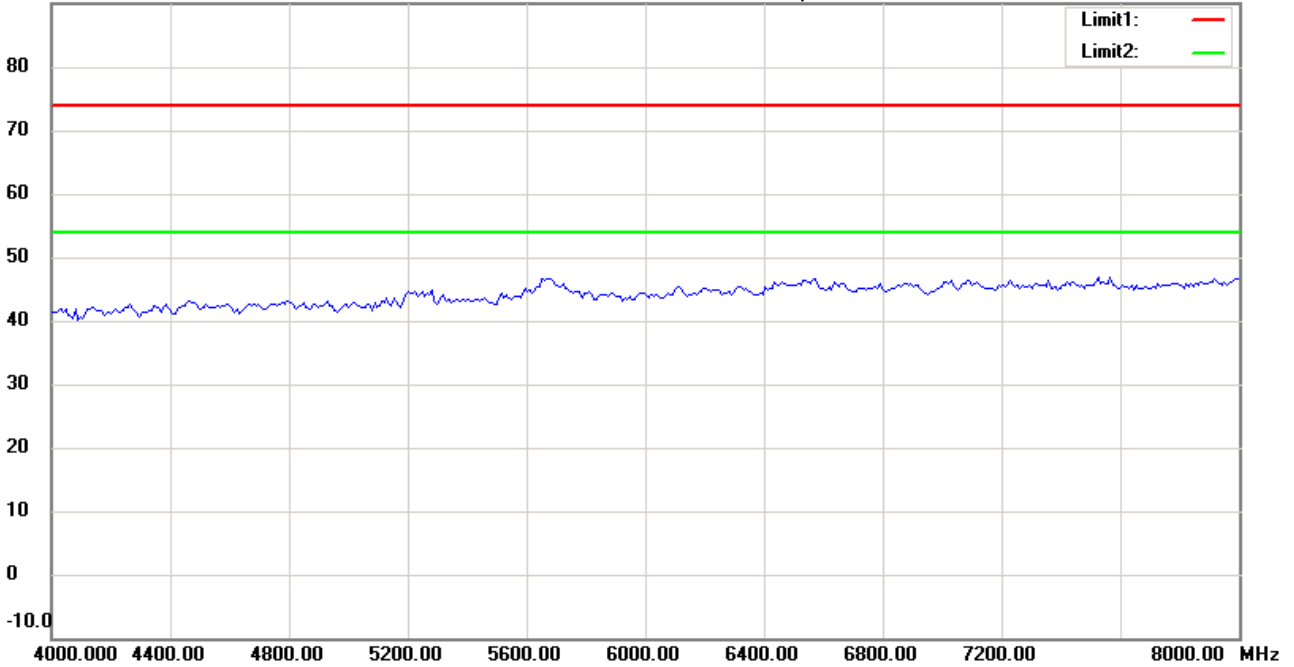
Date: 2015/3/21

Temperature:24 °C

90.0 dBuV/m

Time: 上午 10:38:56

Humidity:60 %



Site : Chamber

Condition : FCC\_part 15E RE\_Above 1GHz\_PK

EUT : W6M21410-14560-R

M/N:

Test Mode : TX 802.11a CH48

Note :

Polarization: *Vertical*

Power : 120 Va.c.

Distance: 3m

Mk.	Frequency (MHz)	Reading (dBuV)	Detector	Corr. factor (dB/m)	Result (dBuV/m)	Limit (dBuV/m)	Ant.Pos (cm)	Tab.Pos (deg.)	Margin (dB)	Comment
-----	-----------------	----------------	----------	---------------------	-----------------	----------------	--------------	----------------	-------------	---------



Radiated Emission Measurement

Operator: Leon

File :3

Data :#3

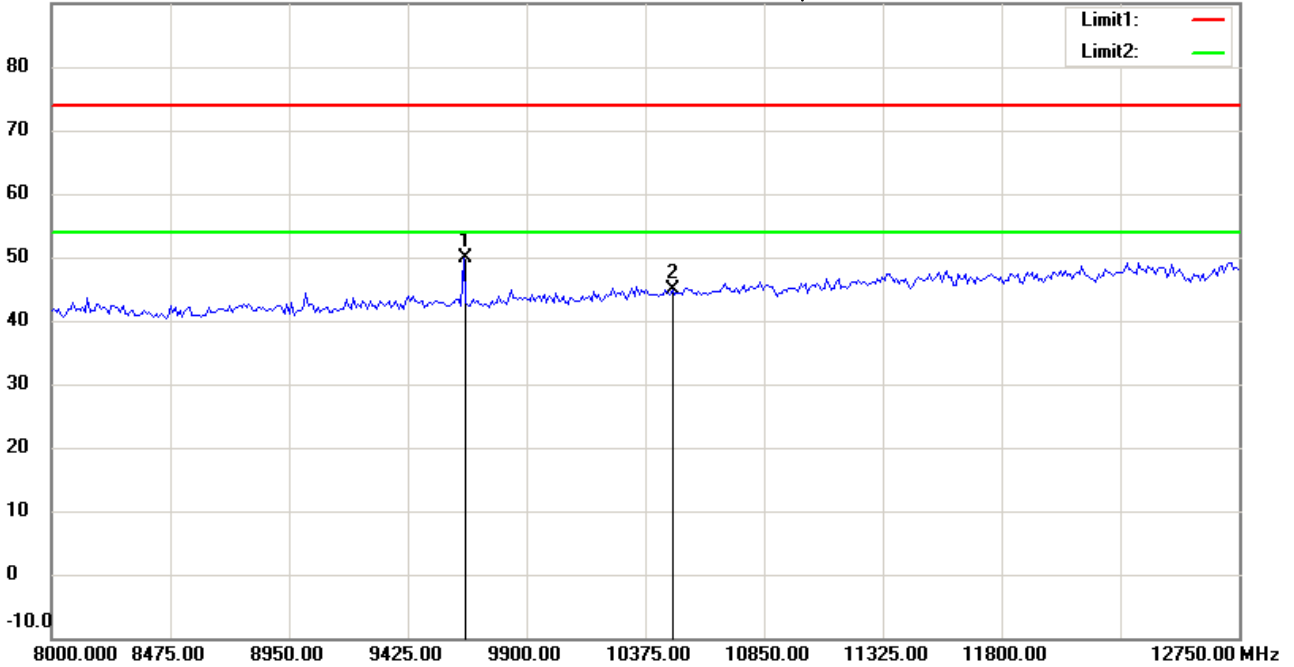
Date: 2015/3/21

Temperature:24 °C

90.0 dBuV/m

Time: 上午 10:35:43

Humidity:60 %



Site : Chamber

Condition : FCC\_part 15E RE\_Above 1GHz\_PK

EUT : W6M21410-14560-R

M/N:

Test Mode : TX 802.11a CH48

Note :

Polarization: *Horizontal*

Power : 120 Va.c.

Distance: 3m

Mk.	Frequency (MHz)	Reading (dBuV)	Detector	Corr. factor (dB/m)	Result (dBuV/m)	Limit (dBuV/m)	Ant.Pos (cm)	Tab.Pos (deg.)	Margin (dB)	Comment
*	9646.794	42.42	peak	7.46	49.88	74.00	100	65	-24.12	
	10480.000	35.75	peak	9.09	44.84	74.00	100	130	-29.16	





Radiated Emission Measurement

Operator: Leon

File :3

Data :#9

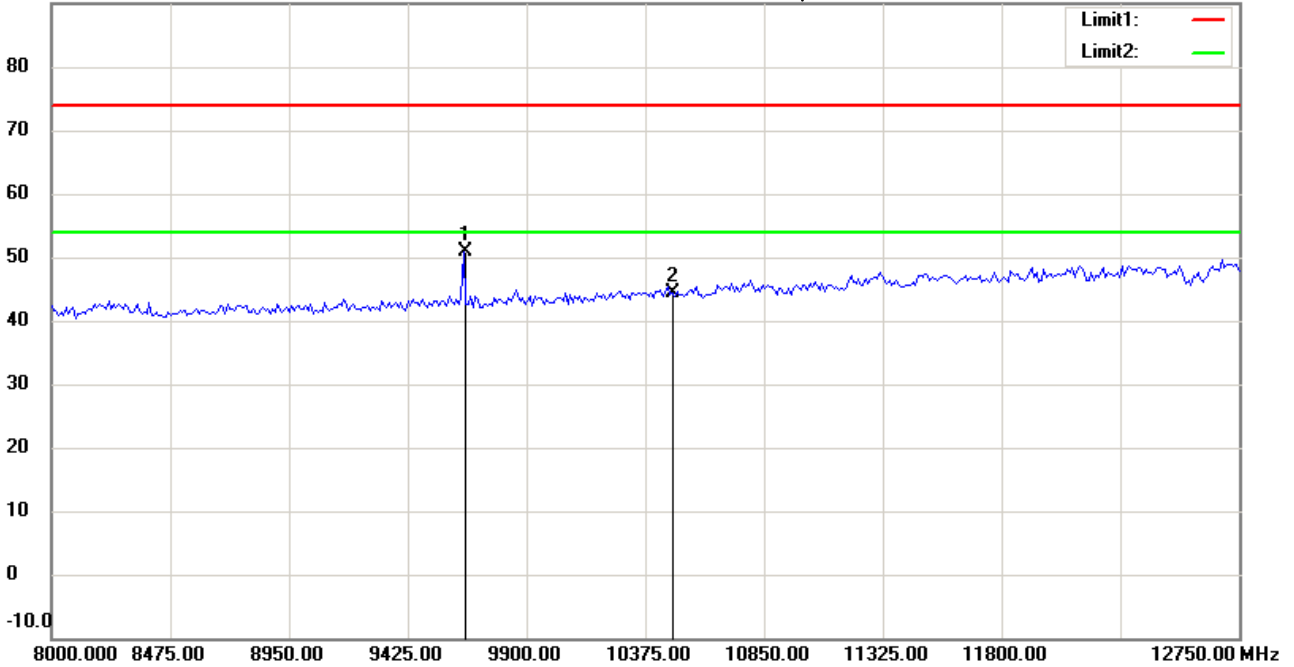
Date: 2015/3/21

Temperature:24 °C

90.0 dBuV/m

Time: 上午 10:40:04

Humidity:60 %



Site : Chamber

Condition : FCC\_part 15E RE\_Above 1GHz\_PK

Polarization: *Vertical*

EUT : W6M21410-14560-R

Power : 120 V.a.c.

M/N:

Distance: 3m

Test Mode : TX 802.11a CH48

Note :

Mk.	Frequency (MHz)	Reading (dBuV)	Detector	Corr. factor (dB/m)	Result (dBuV/m)	Limit (dBuV/m)	Ant.Pos (cm)	Tab.Pos (deg.)	Margin (dB)	Comment
*	9646.794	43.39	peak	7.46	50.85	74.00	100	210	-23.15	
	10480.000	35.17	peak	9.09	44.26	74.00	100	195	-29.74	



Radiated Emission Measurement

Operator: Leon

File :3

Data :#4

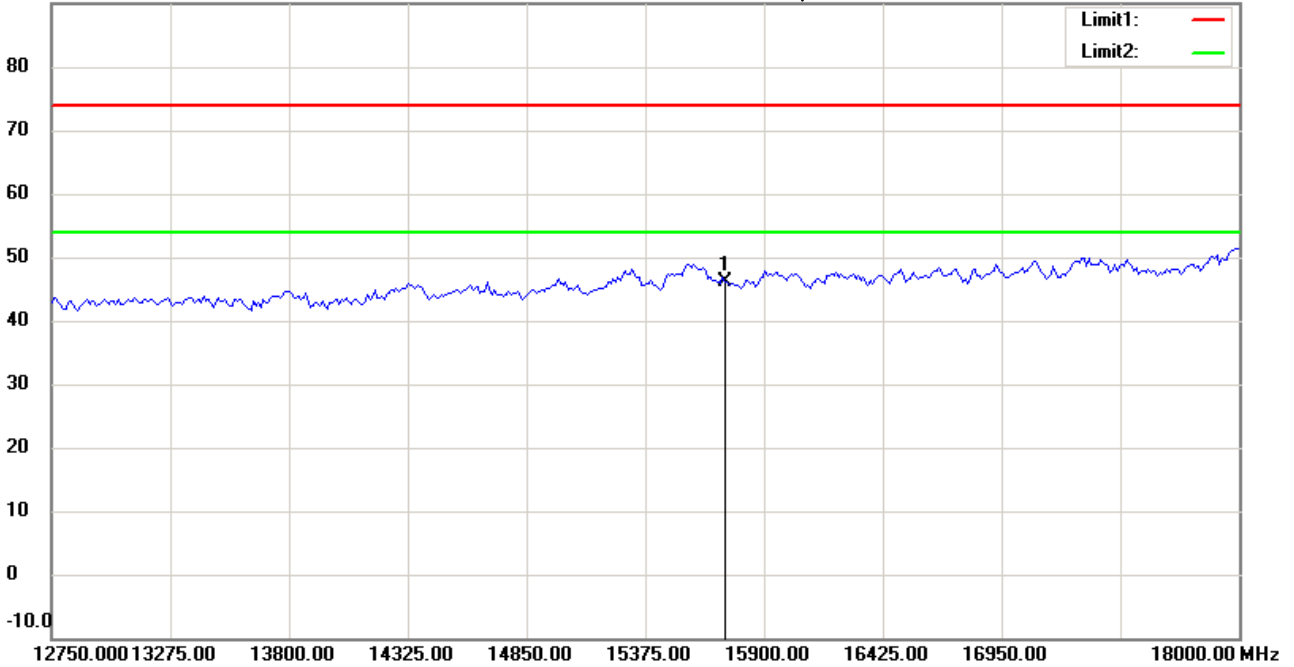
Date: 2015/3/21

Temperature:24 °C

90.0 dBuV/m

Time: 上午 10:36:37

Humidity:60 %



Site : Chamber

Condition : FCC\_part 15E RE\_Above 1GHz\_PK

Polarization: *Horizontal*

EUT : W6M21410-14560-R

Power : 120 Va.c.

M/N:

Distance: 3m

Test Mode : TX 802.11a CH48

Note :

Mk.	Frequency (MHz)	Reading (dBuV)	Detector	Corr. factor (dB/m)	Result (dBuV/m)	Limit (dBuV/m)	Ant.Pos (cm)	Tab.Pos (deg.)	Margin (dB)	Comment
*	15720.000	29.00	peak	17.24	46.24	74.00	100	155	-27.76	



Radiated Emission Measurement

Operator: Leon

File :3

Data :#10

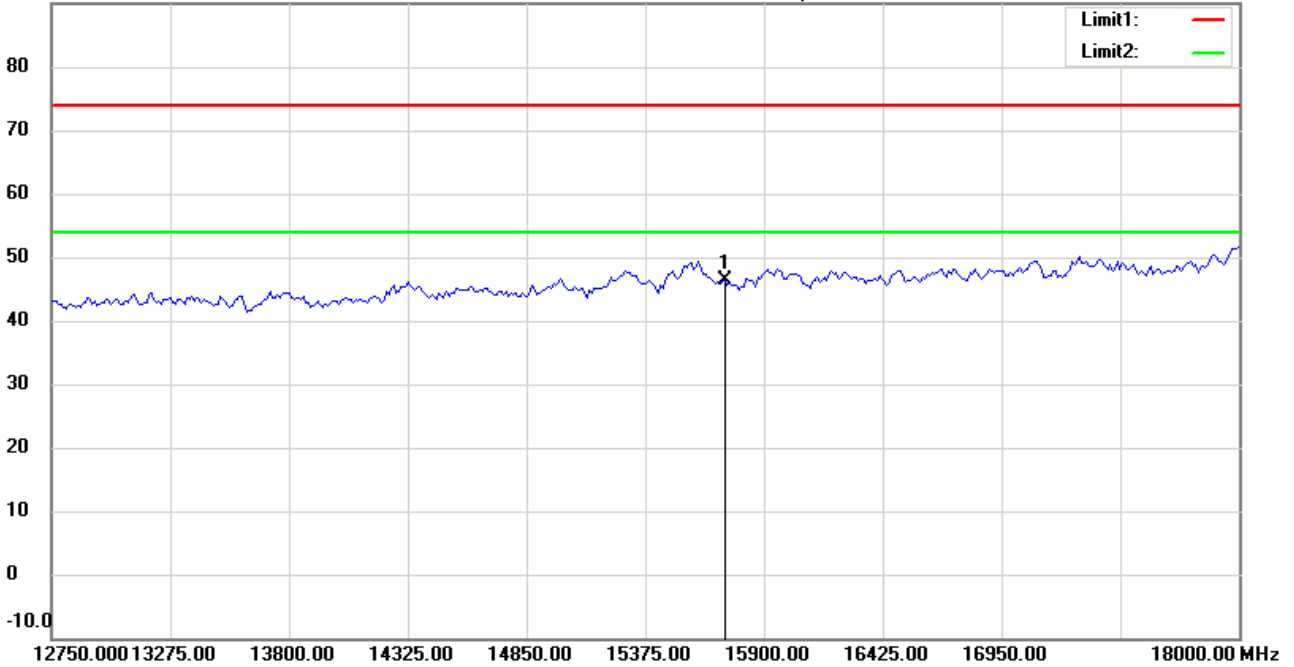
Date: 2015/3/21

Temperature:24 °C

90.0 dBuV/m

Time: 上午 10:40:57

Humidity:60 %



Site : Chamber

Condition : FCC\_part 15E RE\_Above 1GHz\_PK

Polarization: *Vertical*

EUT : W6M21410-14560-R

Power : 120 Va.c.

M/N:

Distance: 3m

Test Mode : TX 802.11a CH48

Note :

Mk.	Frequency (MHz)	Reading (dBuV)	Detector	Corr. factor (dB/m)	Result (dBuV/m)	Limit (dBuV/m)	Ant.Pos (cm)	Tab.Pos (deg.)	Margin (dB)	Comment
*	15720.000	29.07	peak	17.24	46.31	74.00	100	140	-27.69	



Radiated Emission Measurement

Operator: Leon

File :3

Data :#5

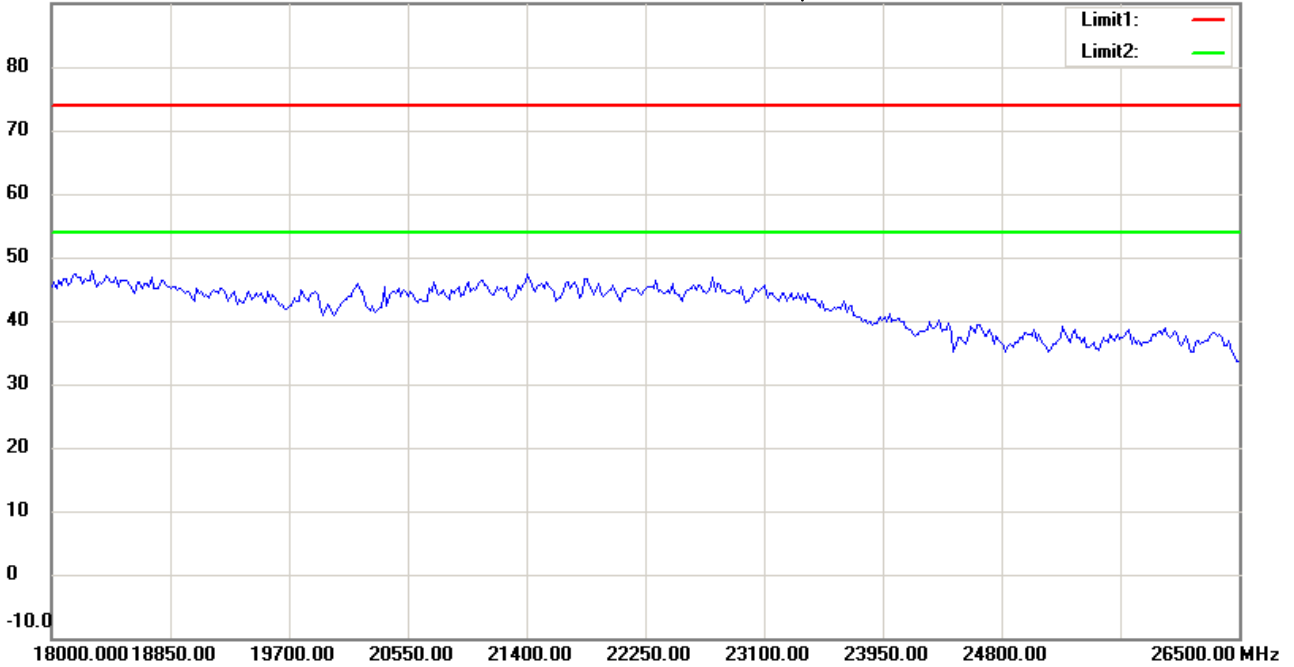
Date: 2015/3/21

Temperature:24 °C

90.0 dBuV/m

Time: 上午 10:36:46

Humidity:60 %



Site : Chamber

Condition : FCC\_part 15E RE\_Above 1GHz\_PK

EUT : W6M21410-14560-R

M/N:

Test Mode : TX 802.11a CH48

Note :

Polarization: *Horizontal*

Power : 120 Va.c.

Distance: 3m

Mk.	Frequency (MHz)	Reading (dBuV)	Detector	Corr. factor (dB/m)	Result (dBuV/m)	Limit (dBuV/m)	Ant.Pos (cm)	Tab.Pos (deg.)	Margin (dB)	Comment
-----	-----------------	----------------	----------	---------------------	-----------------	----------------	--------------	----------------	-------------	---------



Radiated Emission Measurement

Operator: Leon

File :3

Data :#11

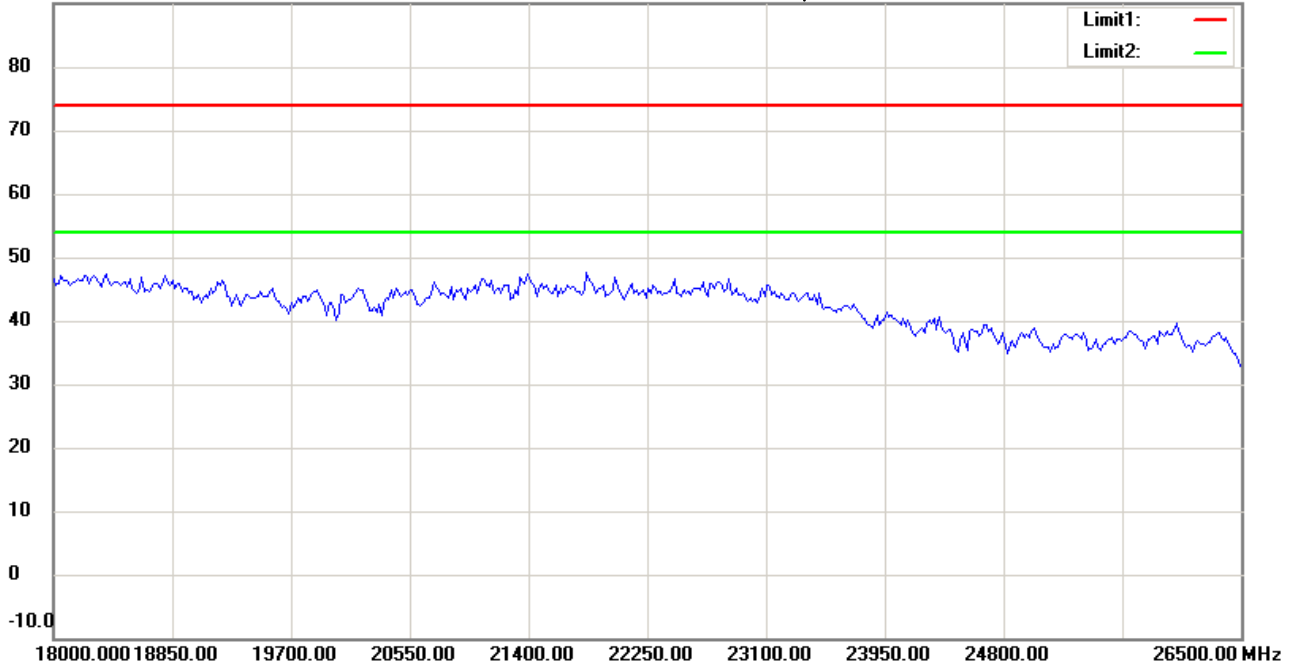
Date: 2015/3/21

Temperature:24 °C

90.0 dBuV/m

Time: 上午 10:41:07

Humidity:60 %



Site : Chamber

Condition : FCC\_part 15E RE\_Above 1GHz\_PK

EUT : W6M21410-14560-R

M/N:

Test Mode : TX 802.11a CH48

Note :

Polarization: *Vertical*

Power : 120 Va.c.

Distance: 3m

Mk.	Frequency (MHz)	Reading (dBuV)	Detector	Corr. factor (dB/m)	Result (dBuV/m)	Limit (dBuV/m)	Ant.Pos (cm)	Tab.Pos (deg.)	Margin (dB)	Comment
-----	-----------------	----------------	----------	---------------------	-----------------	----------------	--------------	----------------	-------------	---------



Radiated Emission Measurement

Operator: Leon

File :3

Data :#6

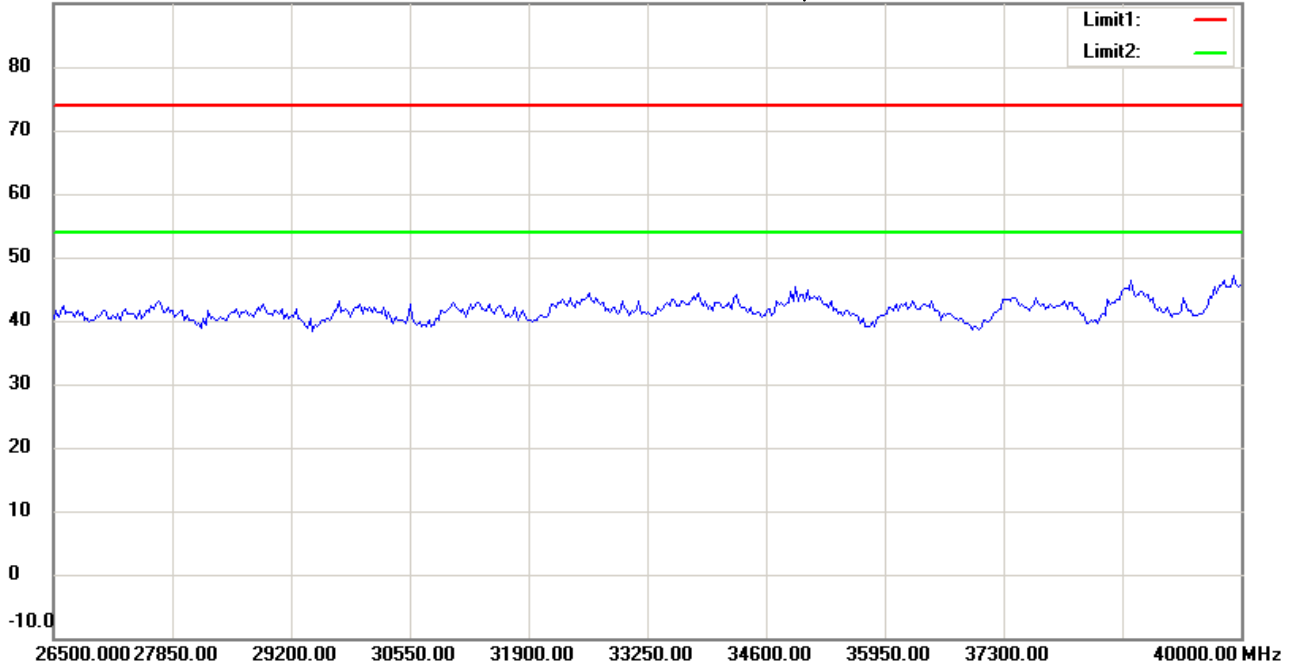
Date: 2015/3/21

Temperature:24 °C

90.0 dBuV/m

Time: 上午 10:36:57

Humidity:60 %



Site : Chamber

Condition : FCC\_part 15E RE\_Above 1GHz\_PK

EUT : W6M21410-14560-R

M/N:

Test Mode : TX 802.11a CH48

Note :

Polarization: *Horizontal*

Power : 120 Va.c.

Distance: 3m

Mk.	Frequency (MHz)	Reading (dBuV)	Detector	Corr. factor (dB/m)	Result (dBuV/m)	Limit (dBuV/m)	Ant.Pos (cm)	Tab.Pos (deg.)	Margin (dB)	Comment
-----	-----------------	----------------	----------	---------------------	-----------------	----------------	--------------	----------------	-------------	---------



Radiated Emission Measurement

Operator: Leon

File :3

Data :#12

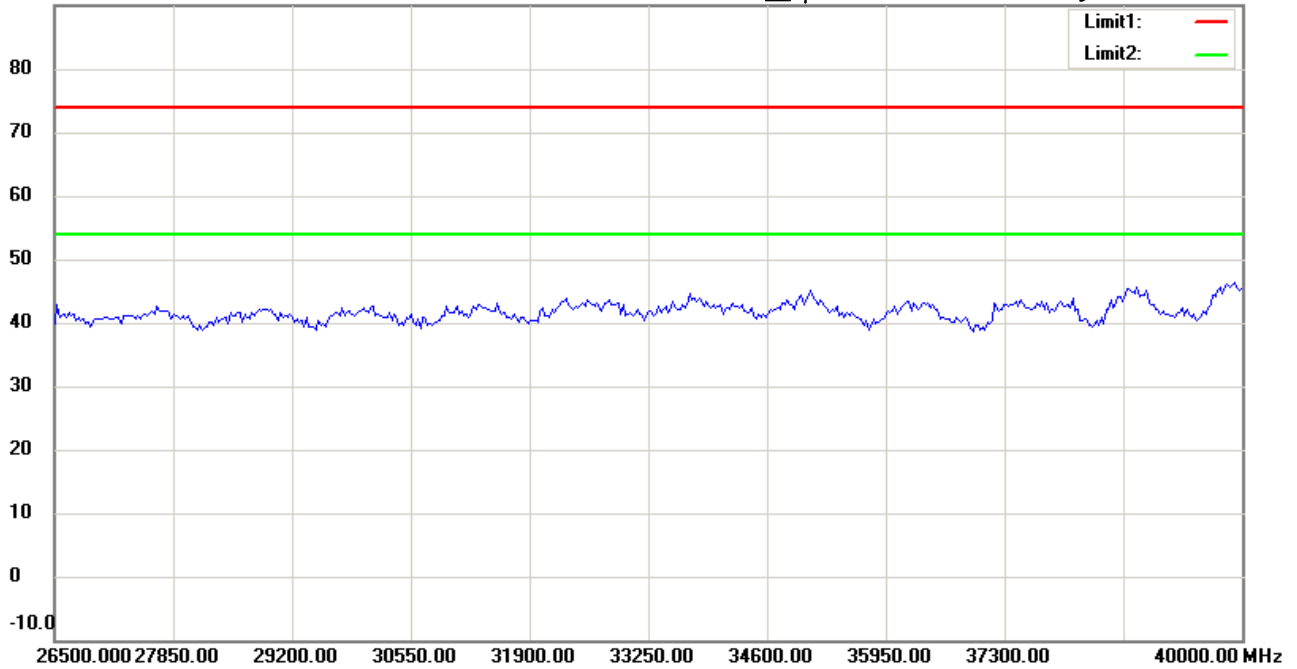
Date: 2015/3/21

Temperature:24 °C

90.0 dBuV/m

Time: 上午 10:41:17

Humidity:60 %



Site : Chamber

Condition : FCC\_part 15E RE\_Above 1GHz\_PK

EUT : W6M21410-14560-R

M/N:

Test Mode : TX 802.11a CH48

Note :

Polarization: *Vertical*

Power : 120 V.a.c.

Distance: 3m

Mk.	Frequency (MHz)	Reading (dBuV)	Detector	Corr. factor (dB/m)	Result (dBuV/m)	Limit (dBuV/m)	Ant.Pos (cm)	Tab.Pos (deg.)	Margin (dB)	Comment
-----	-----------------	----------------	----------	---------------------	-----------------	----------------	--------------	----------------	-------------	---------



Radiated Emission Measurement

Operator: Leon

File :1

Data :#1

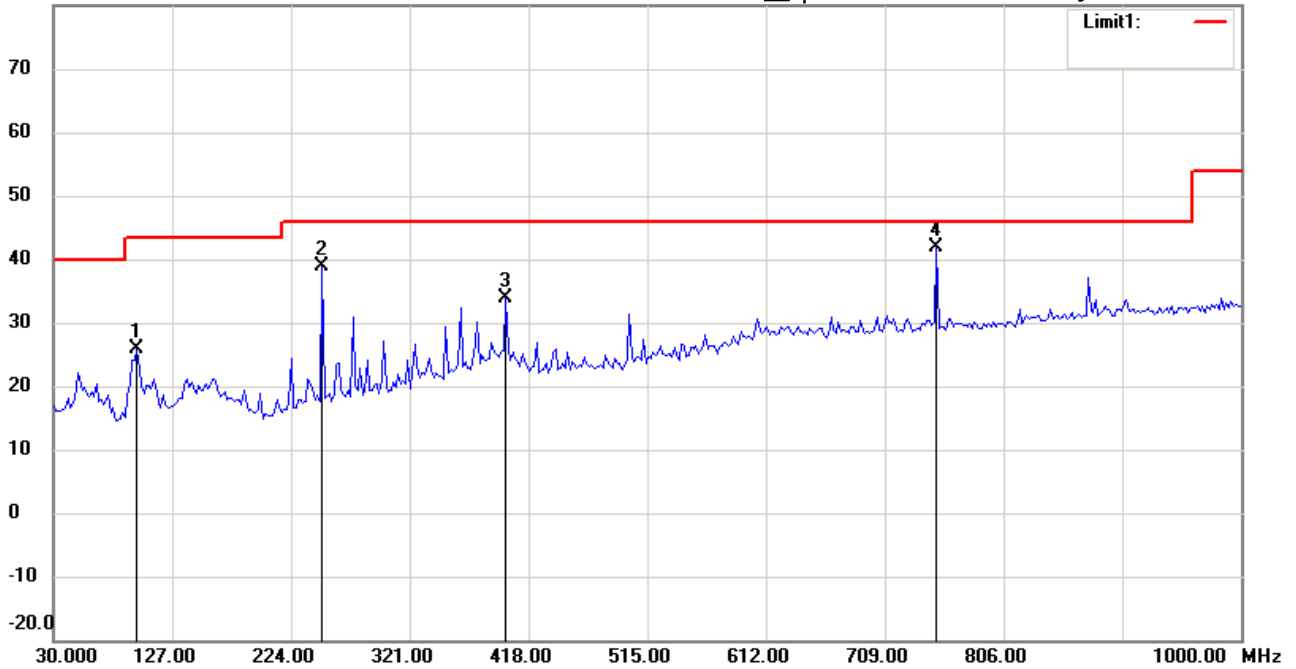
Date: 2015/3/21

Temperature:24 °C

80.0 dBuV/m

Time: 上午 09:12:19

Humidity:60 %



Site : Chamber

Condition : FCC\_part 15 RE-Class E\_30-1000MHz

EUT : W6M21410-14560-R

M/N:

Test Mode : TX 802.11ac CH42

Note :

Polarization: *Horizontal*

Power : 120 V.a.c.

Distance: 3m

Mk.	Frequency (MHz)	Reading (dBuV)	Detector	Corr. factor (dB/m)	Result (dBuV/m)	Limit (dBuV/m)	Ant.Pos (cm)	Tab.Pos (deg.)	Margin (dB)	Comment
	98.0361	15.03	peak	10.91	25.94	43.50	100	175	-17.56	
	249.6593	24.47	peak	14.44	38.91	46.00	100	85	-7.09	
	399.3387	15.01	peak	18.81	33.82	46.00	100	130	-12.18	
*	751.1824	15.97	peak	25.95	41.92	46.00	100	10	-4.08	





Radiated Emission Measurement

Operator: Leon

File :1

Data :#2

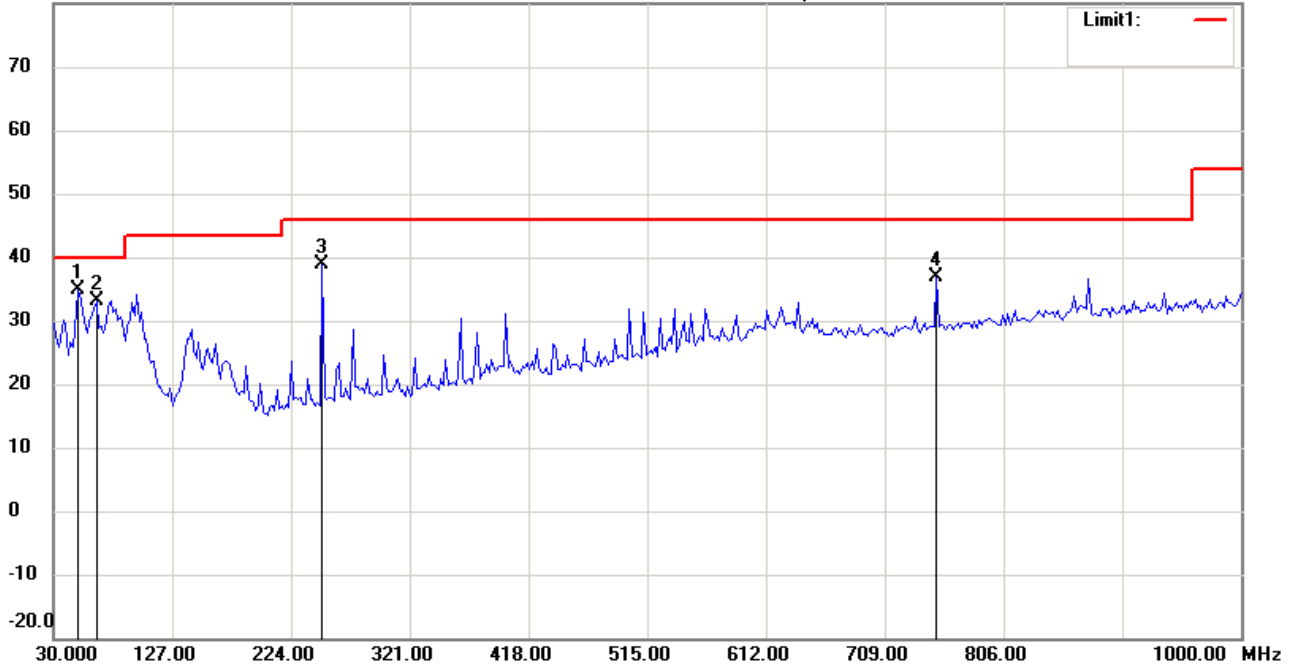
Date: 2015/3/21

Temperature:24 °C

80.0 dBuV/m

Time: 上午 09:13:04

Humidity:60 %



Site : Chamber

Condition : FCC\_part 15 RE-Class E\_30-1000MHz

EUT : W6M21410-14560-R

M/N:

Test Mode : TX 802.11ac CH42

Note :

Polarization: *Vertical*

Power : 120 V.a.c.

Distance: 3m

Mk.	Frequency (MHz)	Reading (dBuV)	Detector	Corr. factor (dB/m)	Result (dBuV/m)	Limit (dBuV/m)	Ant.Pos (cm)	Tab.Pos (deg.)	Margin (dB)	Comment
*	49.4388	20.16	peak	14.65	34.81	40.00	100	110	-5.19	
	64.9900	20.60	peak	12.51	33.11	40.00	100	135	-6.89	
	249.6593	24.48	peak	14.44	38.92	46.00	100	75	-7.08	
	751.1824	10.92	peak	25.95	36.87	46.00	100	190	-9.13	



Radiated Emission Measurement

Operator: Leon

File :3

Data :#1

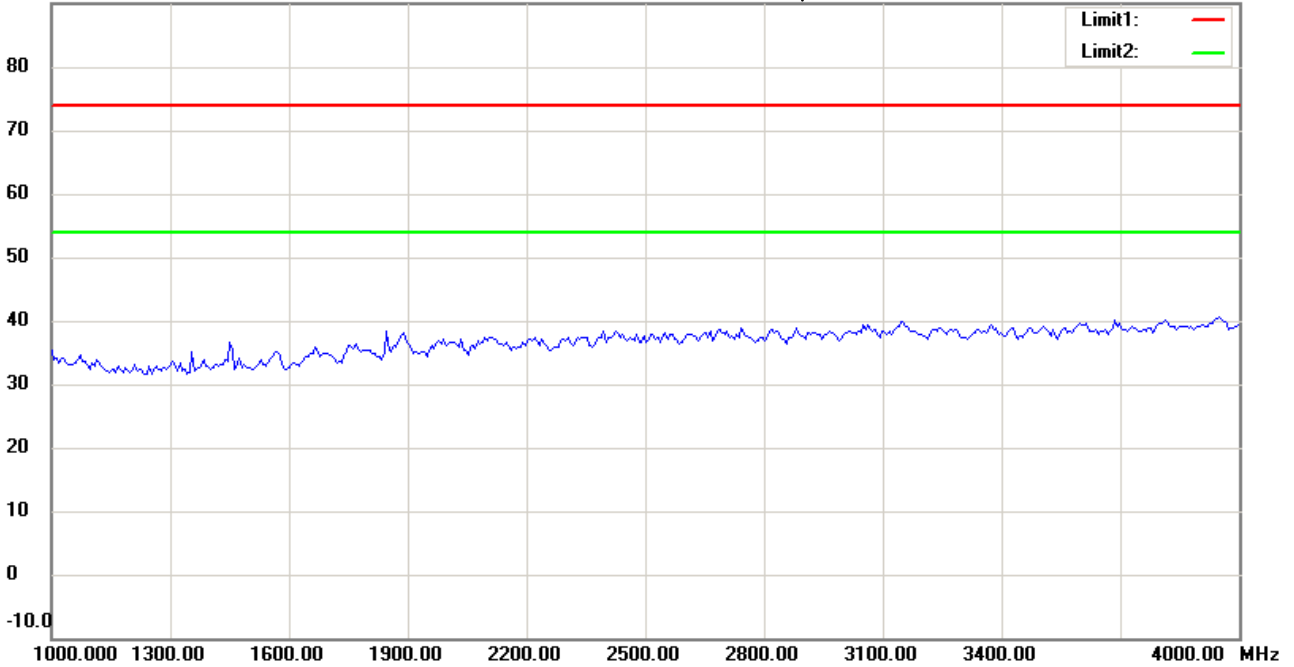
Date: 2015/3/21

Temperature:24 °C

90.0 dBuV/m

Time: 上午 11:43:31

Humidity:60 %



Site : Chamber

Condition : FCC\_part 15E RE\_Above 1GHz\_PK

EUT : W6M21410-14560-R

M/N:

Test Mode : TX 802.11ac CH42

Note :

Polarization: *Horizontal*

Power : 120 Va.c.

Distance: 3m

Mk.	Frequency (MHz)	Reading (dBuV)	Detector	Corr. factor (dB/m)	Result (dBuV/m)	Limit (dBuV/m)	Ant.Pos (cm)	Tab.Pos (deg.)	Margin (dB)	Comment
-----	-----------------	----------------	----------	---------------------	-----------------	----------------	--------------	----------------	-------------	---------



Radiated Emission Measurement

Operator: Leon

File :3

Data :#7

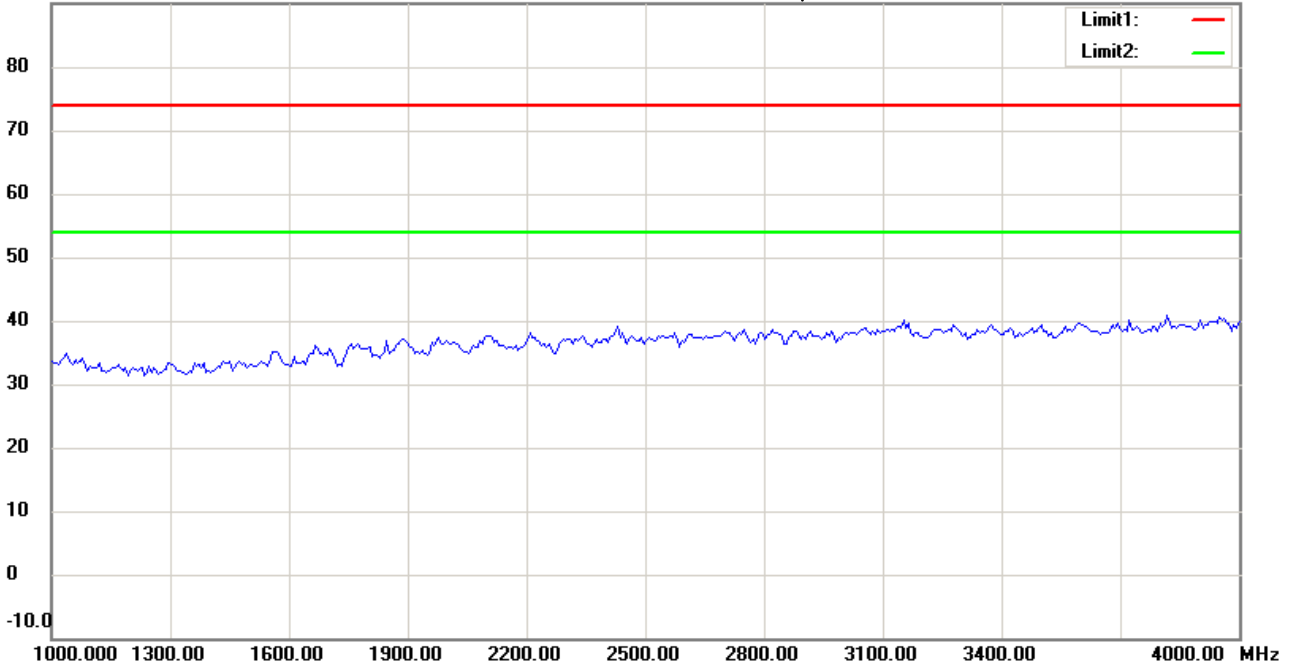
Date: 2015/3/21

Temperature:24 °C

90.0 dBuV/m

Time: 上午 11:47:23

Humidity:60 %



Site : Chamber

Condition : FCC\_part 15E RE\_Above 1GHz\_PK

EUT : W6M21410-14560-R

M/N:

Test Mode : TX 802.11ac CH42

Note :

Polarization: *Vertical*

Power : 120 Va.c.

Distance: 3m

Mk.	Frequency (MHz)	Reading (dBuV)	Detector	Corr. factor (dB/m)	Result (dBuV/m)	Limit (dBuV/m)	Ant.Pos (cm)	Tab.Pos (deg.)	Margin (dB)	Comment
-----	-----------------	----------------	----------	---------------------	-----------------	----------------	--------------	----------------	-------------	---------



Radiated Emission Measurement

Operator: Leon

File :3

Data :#2

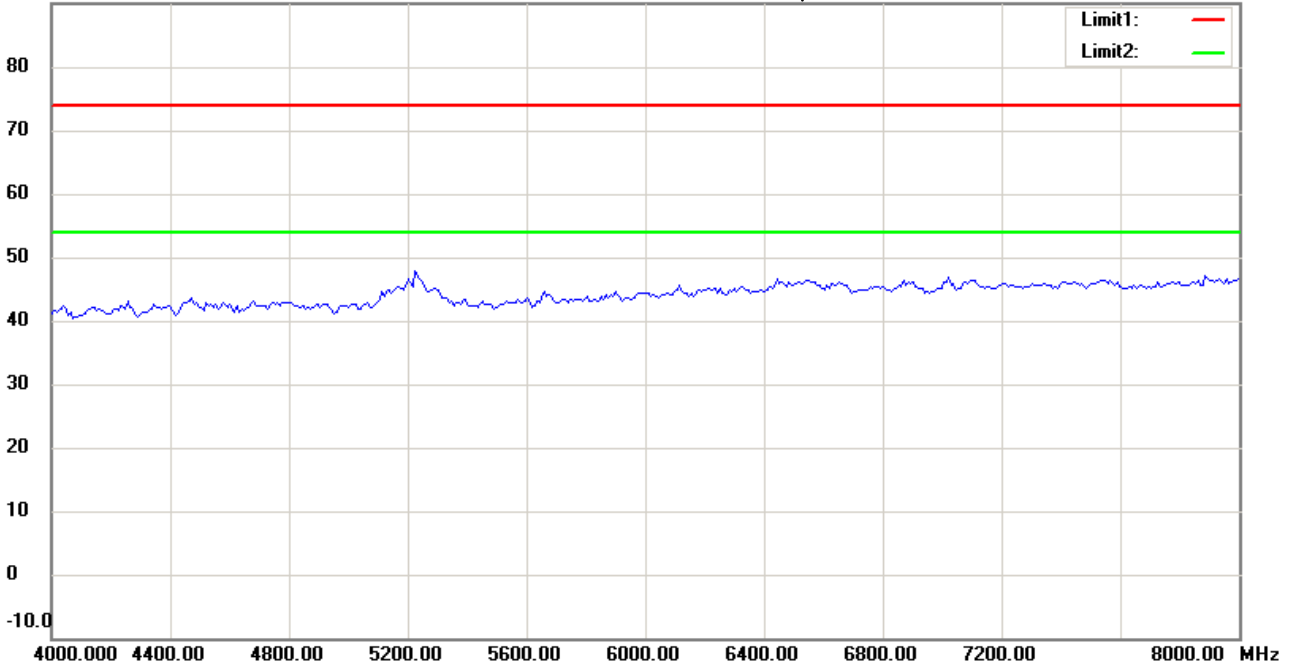
Date: 2015/3/21

Temperature:24 °C

90.0 dBuV/m

Time: 上午 11:44:55

Humidity:60 %



Site : Chamber

Condition : FCC\_part 15E RE\_Above 1GHz\_PK

EUT : W6M21410-14560-R

M/N:

Test Mode : TX 802.11ac CH42

Note :

Polarization: *Horizontal*

Power : 120 Va.c.

Distance: 3m

Mk.	Frequency (MHz)	Reading (dBuV)	Detector	Corr. factor (dB/m)	Result (dBuV/m)	Limit (dBuV/m)	Ant.Pos (cm)	Tab.Pos (deg.)	Margin (dB)	Comment
-----	-----------------	----------------	----------	---------------------	-----------------	----------------	--------------	----------------	-------------	---------



Radiated Emission Measurement

Operator: Leon

File :3

Data :#8

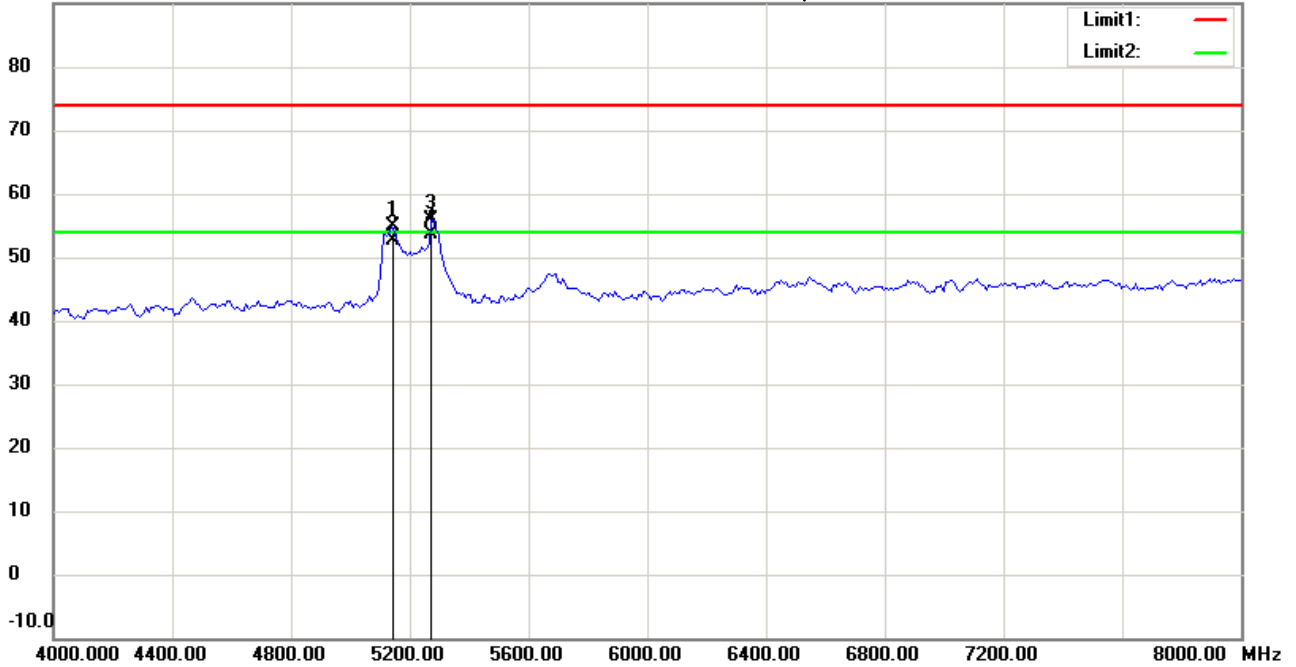
Date: 2015/3/21

Temperature:24 °C

90.0 dBuV/m

Time: 上午 11:48:47

Humidity:60 %



Site : Chamber

Condition : FCC\_part 15E RE\_Above 1GHz\_PK

EUT : W6M21410-14560-R

M/N:

Test Mode : TX 802.11ac CH42

Note :

Polarization: *Vertical*

Power : 120 V.a.c.

Distance: 3m

Mk.	Frequency (MHz)	Reading (dBuV)	Detector	Corr. factor (dB/m)	Result (dBuV/m)	Limit (dBuV/m)	Ant.Pos (cm)	Tab.Pos (deg.)	Margin (dB)	Comment
	5138.277	53.52	peak	1.24	54.76	74.00	100	155	-19.24	
	5138.277	51.39	AVG	1.24	52.63	54.00	100	155	-1.37	
	5274.549	54.24	peak	1.60	55.84	74.00	100	137	-18.16	
*	5274.549	51.95	AVG	1.60	53.55	54.00	100	137	-0.45	



Radiated Emission Measurement

Operator: Leon

File :3

Data :#3

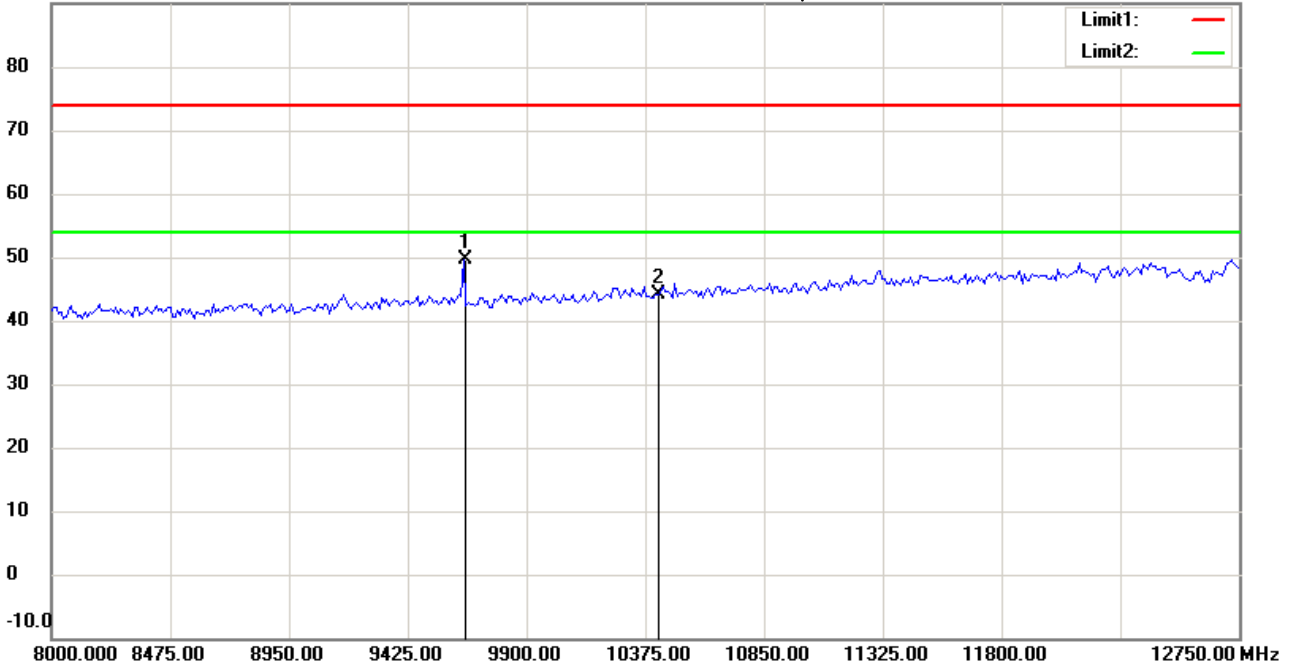
Date: 2015/3/21

Temperature:24 °C

90.0 dBuV/m

Time: 上午 11:45:42

Humidity:60 %



Site : Chamber

Condition : FCC\_part 15E RE\_Above 1GHz\_PK

EUT : W6M21410-14560-R

M/N:

Test Mode : TX 802.11ac CH42

Note :

Polarization: *Horizontal*

Power : 120 V.a.c.

Distance: 3m

Mk.	Frequency (MHz)	Reading (dBuV)	Detector	Corr. factor (dB/m)	Result (dBuV/m)	Limit (dBuV/m)	Ant.Pos (cm)	Tab.Pos (deg.)	Margin (dB)	Comment
*	9646.794	42.12	peak	7.46	49.58	74.00	100	30	-24.42	
	10420.000	35.20	peak	8.84	44.04	74.00	100	165	-29.96	



Radiated Emission Measurement

Operator: Leon

File :3

Data :#9

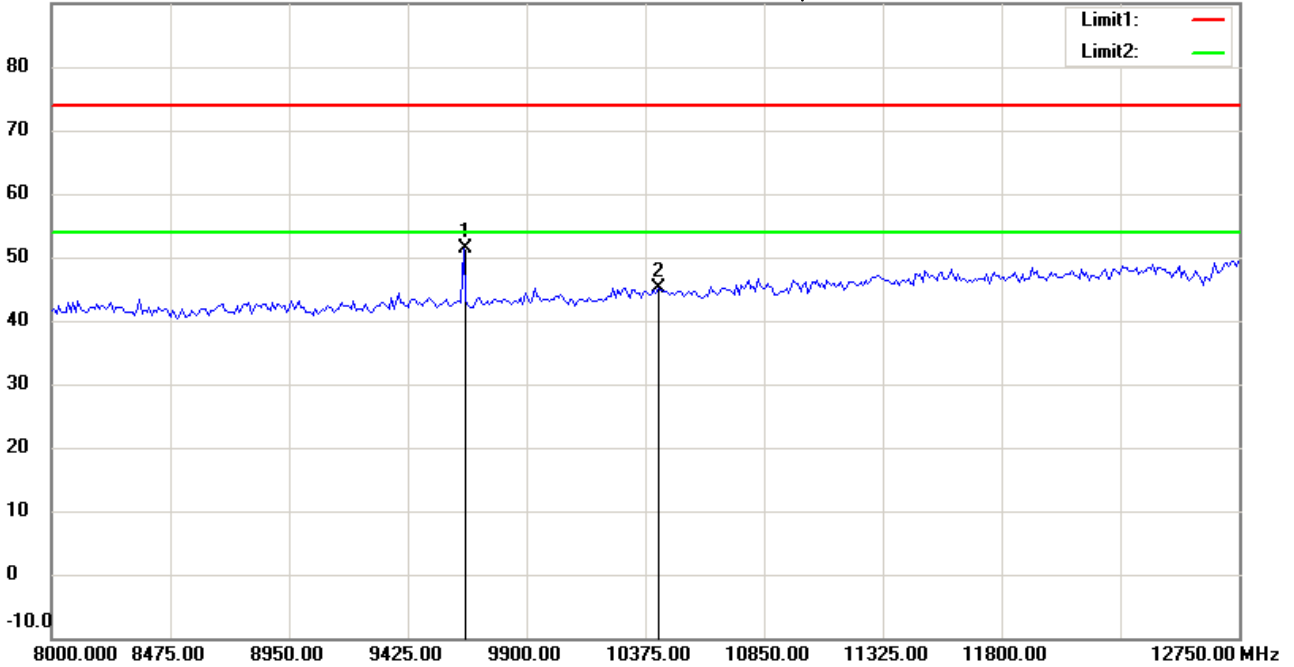
Date: 2015/3/21

Temperature:24 °C

90.0 dBuV/m

Time: 上午 11:55:26

Humidity:60 %



Site : Chamber

Condition : FCC\_part 15E RE\_Above 1GHz\_PK

Polarization: *Vertical*

EUT : W6M21410-14560-R

Power : 120 V.a.c.

M/N:

Distance: 3m

Test Mode : TX 802.11ac CH42

Note :

Mk.	Frequency (MHz)	Reading (dBuV)	Detector	Corr. factor (dB/m)	Result (dBuV/m)	Limit (dBuV/m)	Ant.Pos (cm)	Tab.Pos (deg.)	Margin (dB)	Comment
*	9646.794	43.82	peak	7.46	51.28	74.00	100	15	-22.72	
	10420.000	36.28	peak	8.84	45.12	74.00	100	175	-28.88	



Radiated Emission Measurement

Operator: Leon

File :3

Data :#4

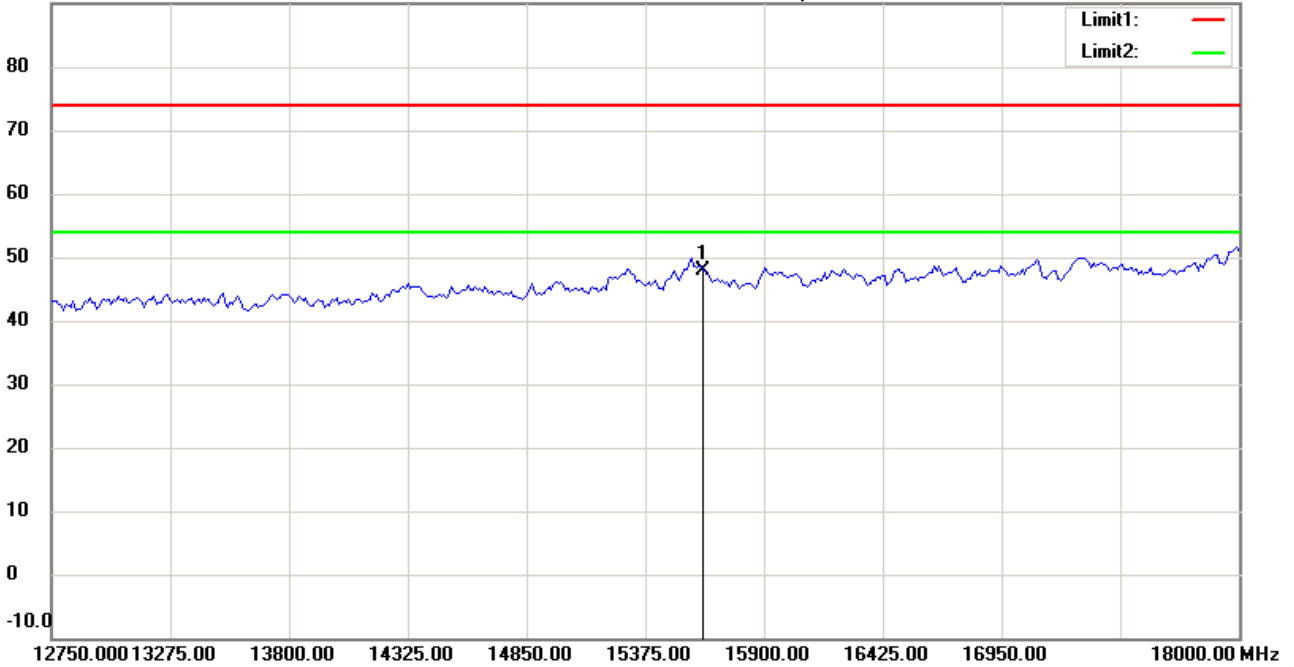
Date: 2015/3/21

Temperature:24 °C

90.0 dBuV/m

Time: 上午 11:46:36

Humidity:60 %



Site : Chamber

Condition : FCC\_part 15E RE\_Above 1GHz\_PK

Polarization: *Horizontal*

EUT : W6M21410-14560-R

Power : 120 Va.c.

M/N:

Distance: 3m

Test Mode : TX 802.11ac CH42

Note :

Mk.	Frequency (MHz)	Reading (dBuV)	Detector	Corr. factor (dB/m)	Result (dBuV/m)	Limit (dBuV/m)	Ant.Pos (cm)	Tab.Pos (deg.)	Margin (dB)	Comment
*	15630.000	29.16	peak	18.66	47.82	74.00	100	125	-26.18	





Radiated Emission Measurement

Operator: Leon

File :3

Data :#10

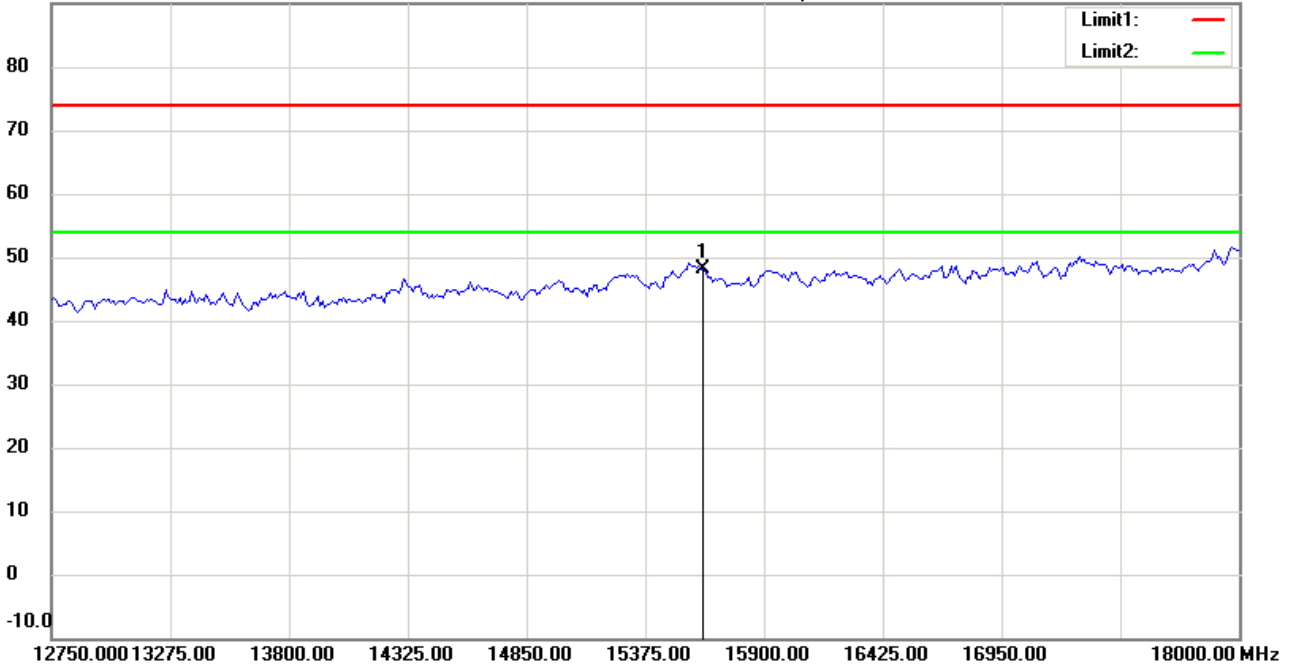
Date: 2015/3/21

Temperature:24 °C

90.0 dBuV/m

Time: 上午 11:56:20

Humidity:60 %



Site : Chamber

Condition : FCC\_part 15E RE\_Above 1GHz\_PK

Polarization: *Vertical*

EUT : W6M21410-14560-R

Power : 120 Va.c.

M/N:

Distance: 3m

Test Mode : TX 802.11ac CH42

Note :

Mk.	Frequency (MHz)	Reading (dBuV)	Detector	Corr. factor (dB/m)	Result (dBuV/m)	Limit (dBuV/m)	Ant.Pos (cm)	Tab.Pos (deg.)	Margin (dB)	Comment
*	15630.000	29.51	peak	18.66	48.17	74.00	100	210	-25.83	



Radiated Emission Measurement

Operator: Leon

File :3

Data :#5

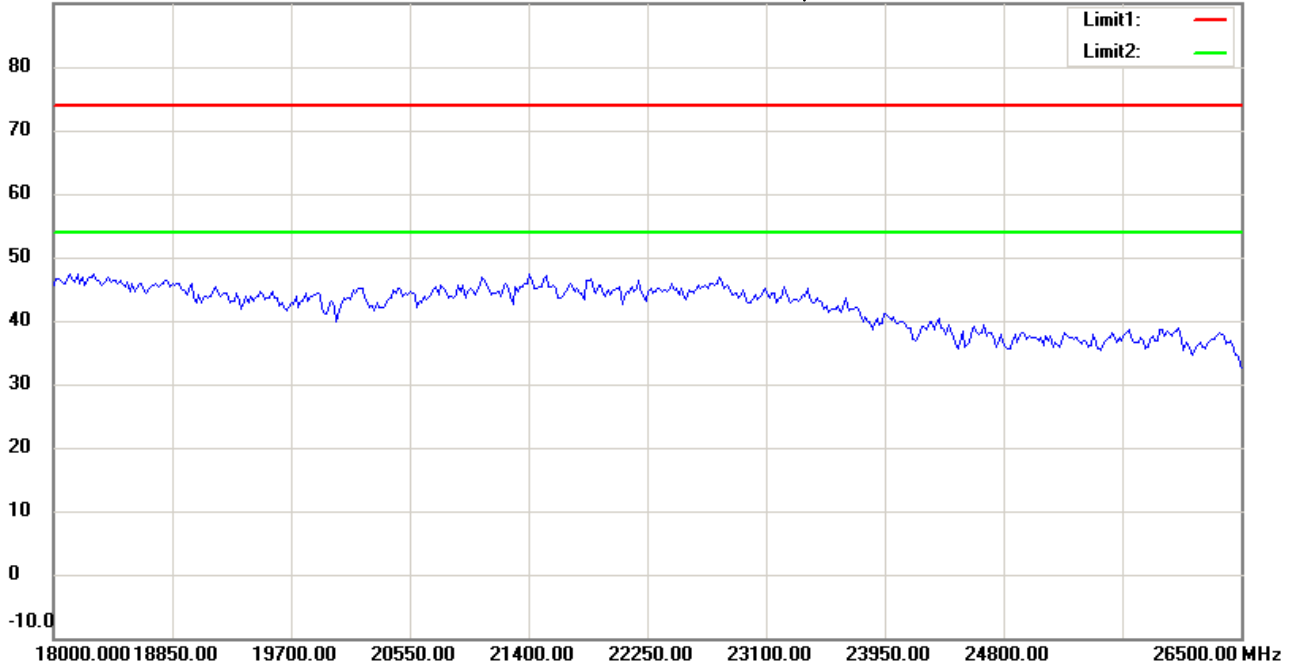
Date: 2015/3/21

Temperature:24 °C

90.0 dBuV/m

Time: 上午 11:46:45

Humidity:60 %



Site : Chamber

Condition : FCC\_part 15E RE\_Above 1GHz\_PK

EUT : W6M21410-14560-R

M/N:

Test Mode : TX 802.11ac CH42

Note :

Polarization: *Horizontal*

Power : 120 V.a.c.

Distance: 3m

Mk.	Frequency (MHz)	Reading (dBuV)	Detector	Corr. factor (dB/m)	Result (dBuV/m)	Limit (dBuV/m)	Ant.Pos (cm)	Tab.Pos (deg.)	Margin (dB)	Comment
-----	-----------------	----------------	----------	---------------------	-----------------	----------------	--------------	----------------	-------------	---------



Radiated Emission Measurement

Operator: Leon

File :3

Data :#11

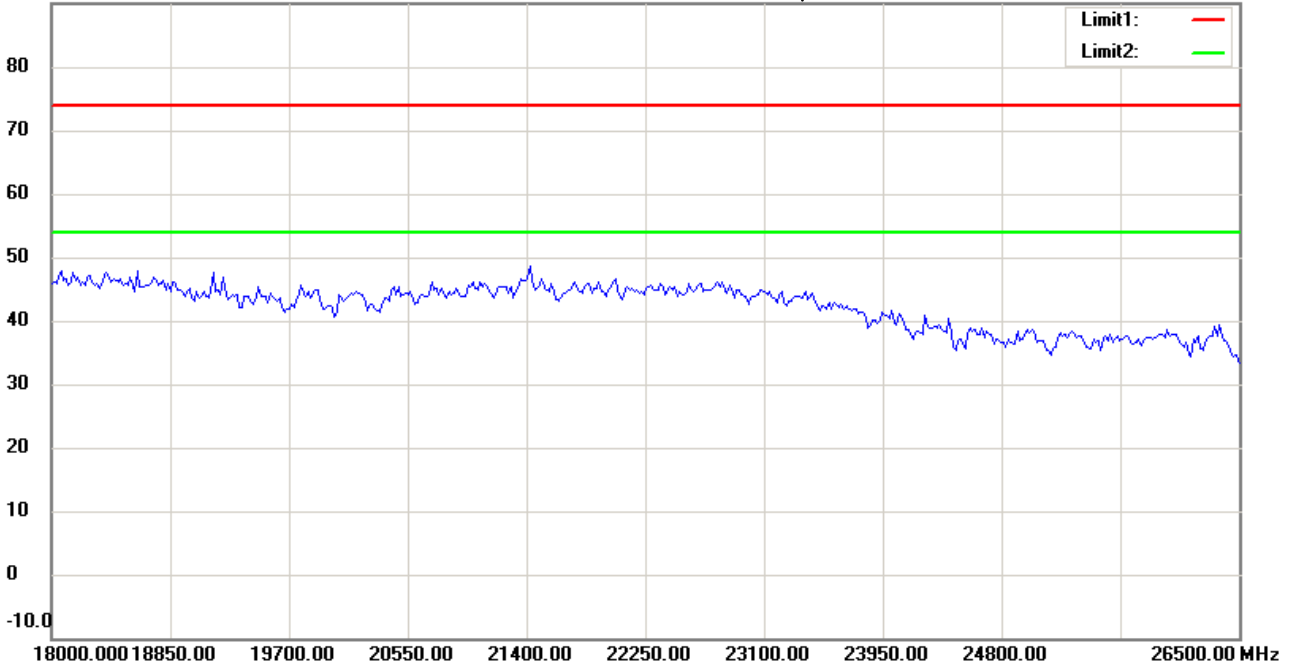
Date: 2015/3/21

Temperature:24 °C

90.0 dBuV/m

Time: 上午 11:56:29

Humidity:60 %



Site : Chamber

Condition : FCC\_part 15E RE\_Above 1GHz\_PK

EUT : W6M21410-14560-R

M/N:

Test Mode : TX 802.11ac CH42

Note :

Polarization: *Vertical*

Power : 120 V.a.c.

Distance: 3m

Mk.	Frequency (MHz)	Reading (dBuV)	Detector	Corr. factor (dB/m)	Result (dBuV/m)	Limit (dBuV/m)	Ant.Pos (cm)	Tab.Pos (deg.)	Margin (dB)	Comment
-----	-----------------	----------------	----------	---------------------	-----------------	----------------	--------------	----------------	-------------	---------



Radiated Emission Measurement

Operator: Leon

File :3

Data :#6

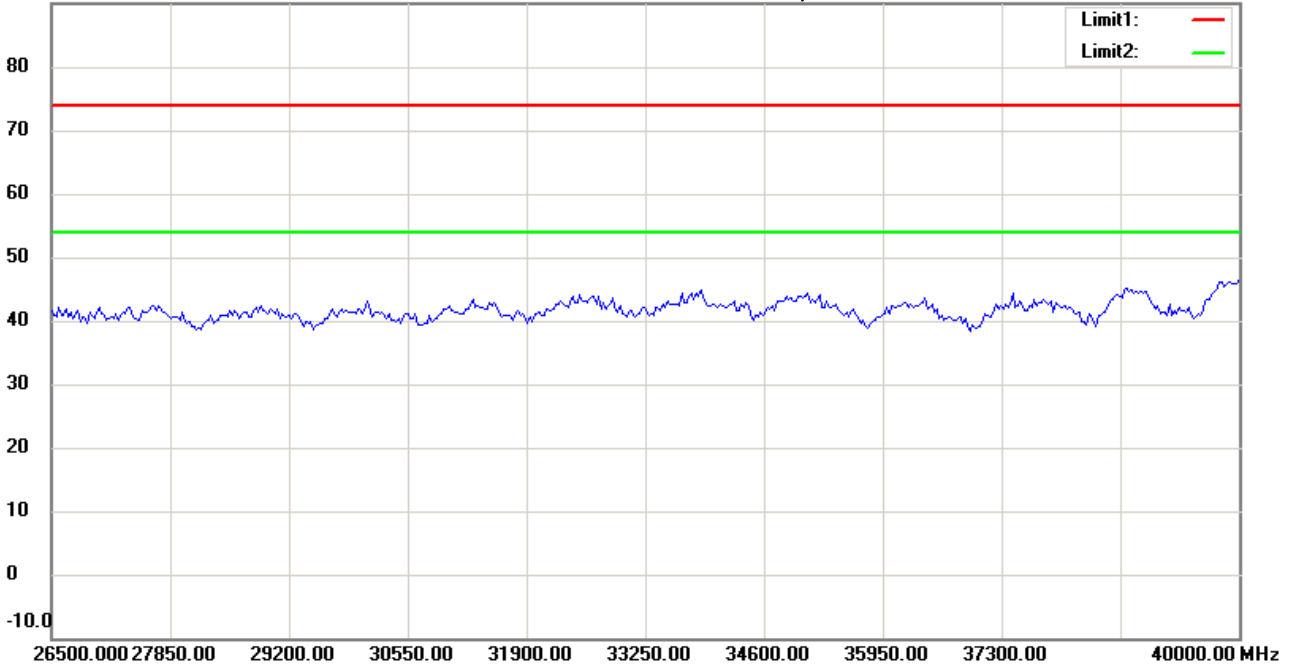
Date: 2015/3/21

Temperature:24 °C

90.0 dBuV/m

Time: 上午 11:46:55

Humidity:60 %



Site : Chamber

Condition : FCC\_part 15E RE\_Above 1GHz\_PK

EUT : W6M21410-14560-R

M/N:

Test Mode : TX 802.11ac CH42

Note :

Polarization: *Horizontal*

Power : 120 Va.c.

Distance: 3m

Mk.	Frequency (MHz)	Reading (dBuV)	Detector	Corr. factor (dB/m)	Result (dBuV/m)	Limit (dBuV/m)	Ant.Pos (cm)	Tab.Pos (deg.)	Margin (dB)	Comment
-----	-----------------	----------------	----------	---------------------	-----------------	----------------	--------------	----------------	-------------	---------



Radiated Emission Measurement

Operator: Leon

File :3

Data :#12

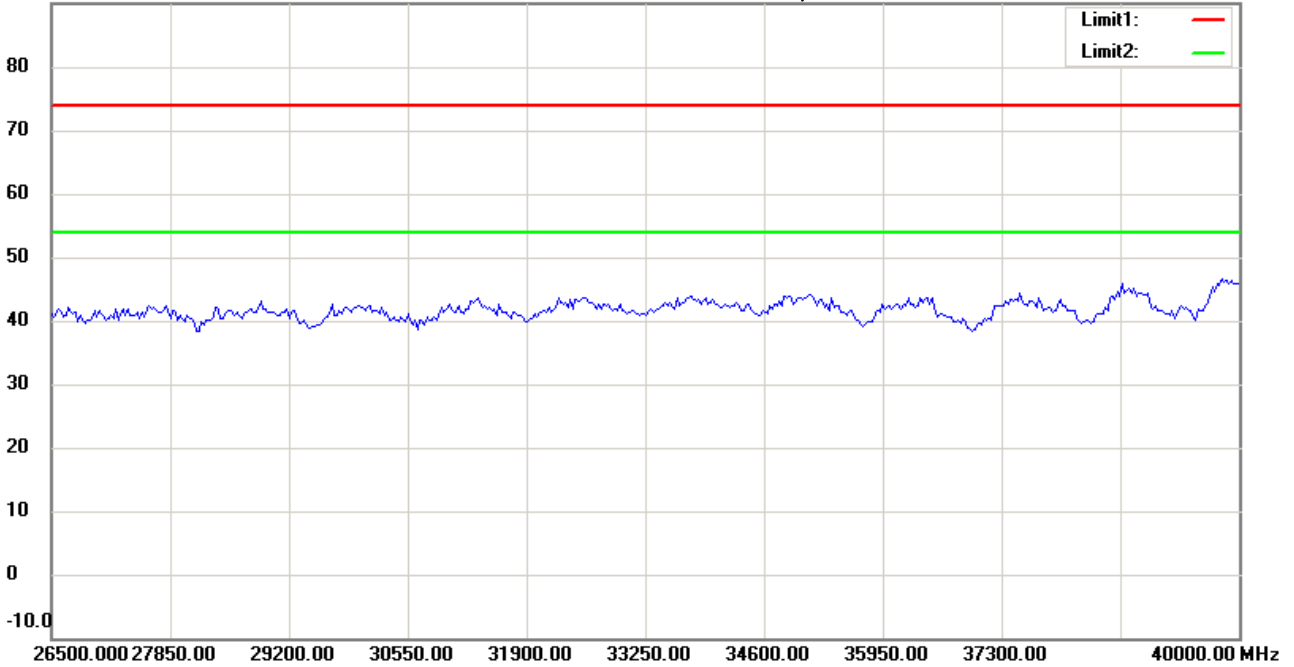
Date: 2015/3/21

Temperature:24 °C

90.0 dBuV/m

Time: 上午 11:56:39

Humidity:60 %



Site : Chamber

Condition : FCC\_part 15E RE\_Above 1GHz\_PK

EUT : W6M21410-14560-R

M/N:

Test Mode : TX 802.11ac CH42

Note :

Polarization: *Vertical*

Power : 120 V.a.c.

Distance: 3m

Mk.	Frequency (MHz)	Reading (dBuV)	Detector	Corr. factor (dB/m)	Result (dBuV/m)	Limit (dBuV/m)	Ant.Pos (cm)	Tab.Pos (deg.)	Margin (dB)	Comment
-----	-----------------	----------------	----------	---------------------	-----------------	----------------	--------------	----------------	-------------	---------



Radiated Emission Measurement

Operator: Leon

File :1

Data :#1

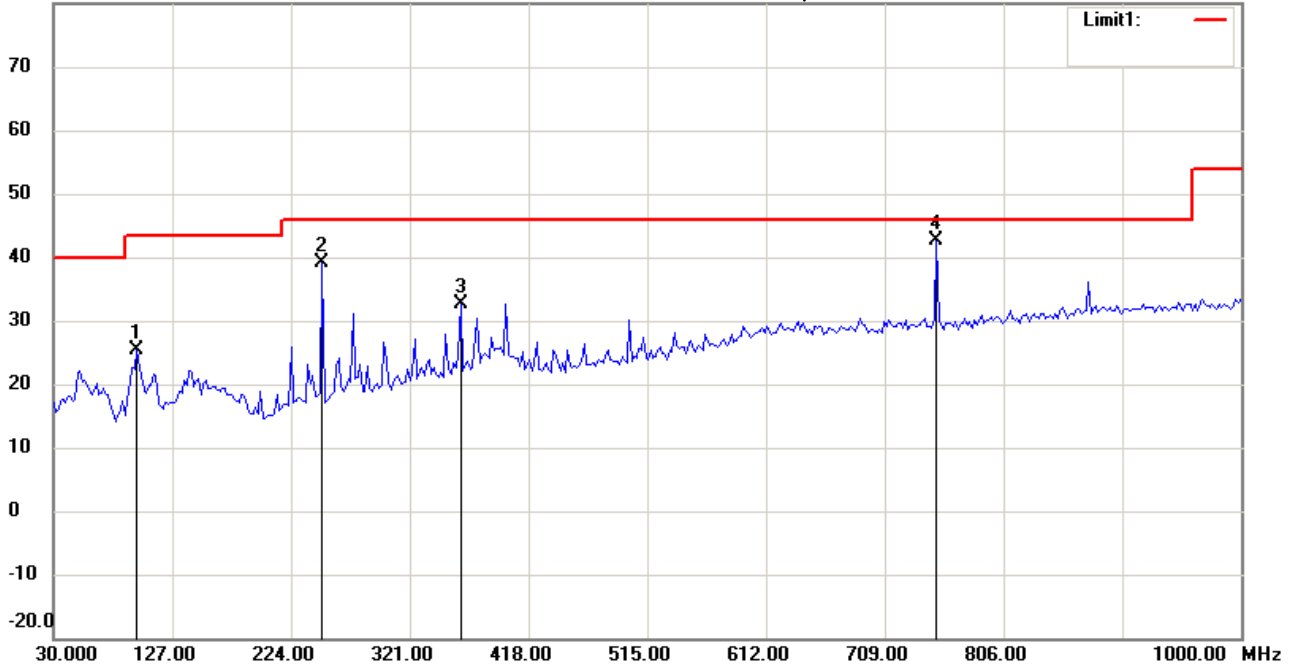
Date: 2015/3/21

Temperature:24 °C

80.0 dBuV/m

Time: 上午 09:04:10

Humidity:60 %



Site : Chamber

Condition : FCC\_part 15 RE-Class E\_30-1000MHz

Polarization: *Horizontal*

EUT : W6M21410-14560-R

Power : 120 V.a.c.

M/N:

Distance: 3m

Test Mode : TX 802.11n 20M CH36

Note :

Mk.	Frequency (MHz)	Reading (dBuV)	Detector	Corr. factor (dB/m)	Result (dBuV/m)	Limit (dBuV/m)	Ant.Pos (cm)	Tab.Pos (deg.)	Margin (dB)	Comment
	98.0361	14.51	peak	10.91	25.42	43.50	100	215	-18.08	
	249.6593	24.76	peak	14.44	39.20	46.00	100	175	-6.80	
	362.4048	15.02	peak	17.68	32.70	46.00	100	160	-13.30	
*	751.1824	16.75	peak	25.95	42.70	46.00	100	95	-3.30	



Radiated Emission Measurement

Operator: Leon

File :1

Data :#2

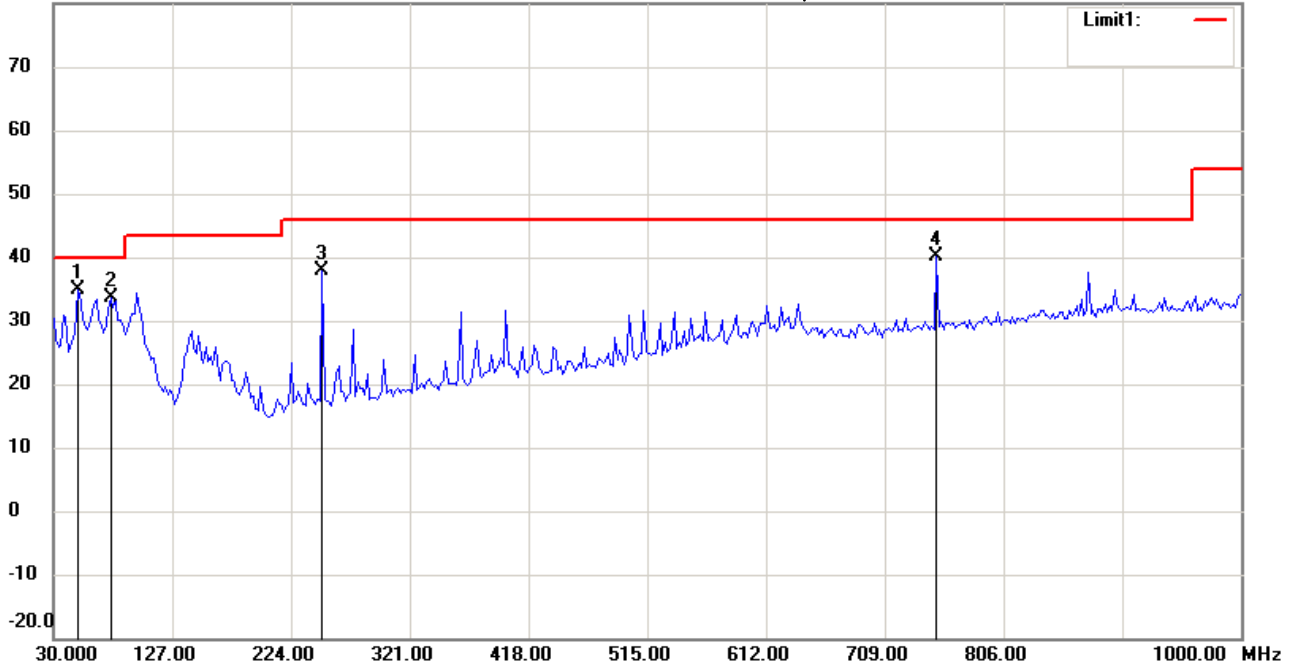
Date: 2015/3/21

Temperature:24 °C

80.0 dBuV/m

Time: 上午 09:04:56

Humidity:60 %



Site : Chamber

Condition : FCC\_part 15 RE-Class E\_30-1000MHz

EUT : W6M21410-14560-R

M/N:

Test Mode : TX 802.11n 20M CH36

Note :

Polarization: *Vertical*

Power : 120 V.a.c.

Distance: 3m

Mk.	Frequency (MHz)	Reading (dBuV)	Detector	Corr. factor (dB/m)	Result (dBuV/m)	Limit (dBuV/m)	Ant.Pos (cm)	Tab.Pos (deg.)	Margin (dB)	Comment
*	49.4388	20.30	peak	14.65	34.95	40.00	100	110	-5.05	
	76.6533	22.99	peak	10.67	33.66	40.00	100	130	-6.34	
	249.6593	23.50	peak	14.44	37.94	46.00	100	145	-8.06	
	751.1824	14.11	peak	25.95	40.06	46.00	100	75	-5.94	



Radiated Emission Measurement

Operator: Leon

File :3

Data :#1

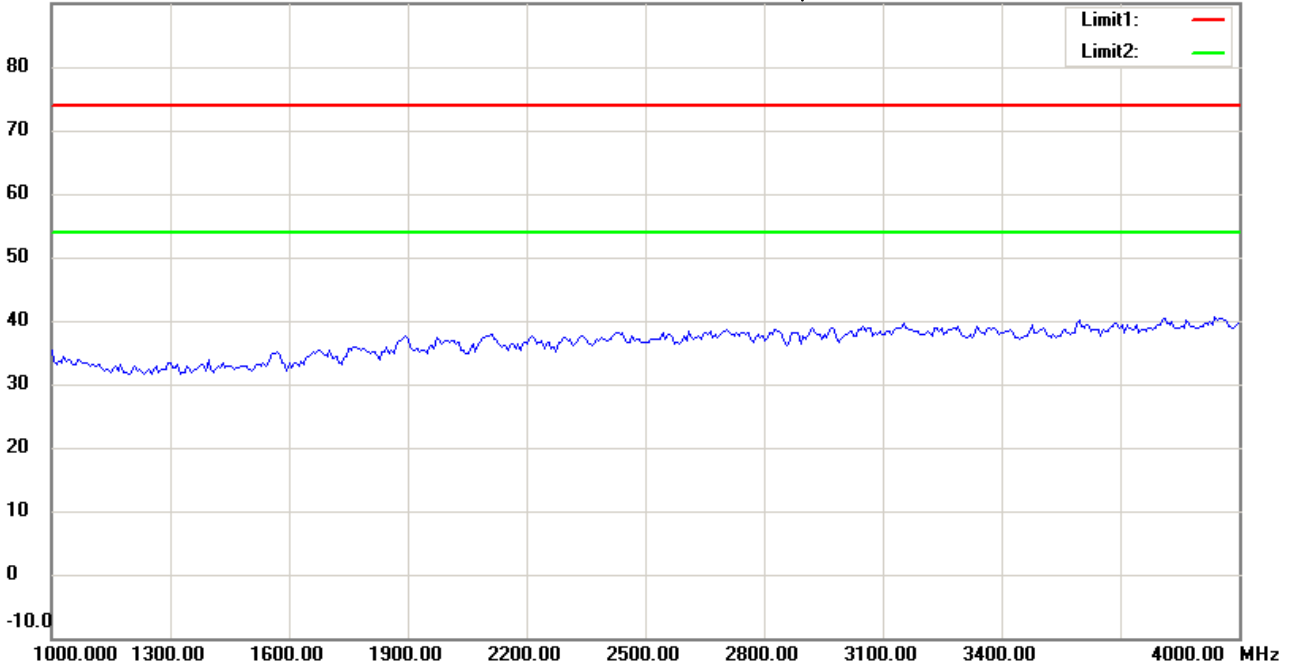
Date: 2015/3/21

Temperature:24 °C

90.0 dBuV/m

Time: 上午 10:43:58

Humidity:60 %



Site : Chamber

Condition : FCC\_part 15E RE\_Above 1GHz\_PK

Polarization: *Horizontal*

EUT : W6M21410-14560-R

Power : 120 Va.c.

M/N:

Distance: 3m

Test Mode : TX 802.11n 20M CH36

Note :

Mk.	Frequency (MHz)	Reading (dBuV)	Detector	Corr. factor (dB/m)	Result (dBuV/m)	Limit (dBuV/m)	Ant.Pos (cm)	Tab.Pos (deg.)	Margin (dB)	Comment
-----	-----------------	----------------	----------	---------------------	-----------------	----------------	--------------	----------------	-------------	---------





**Radiated Emission Measurement**

Operator: Leon

File :3

Data :#7

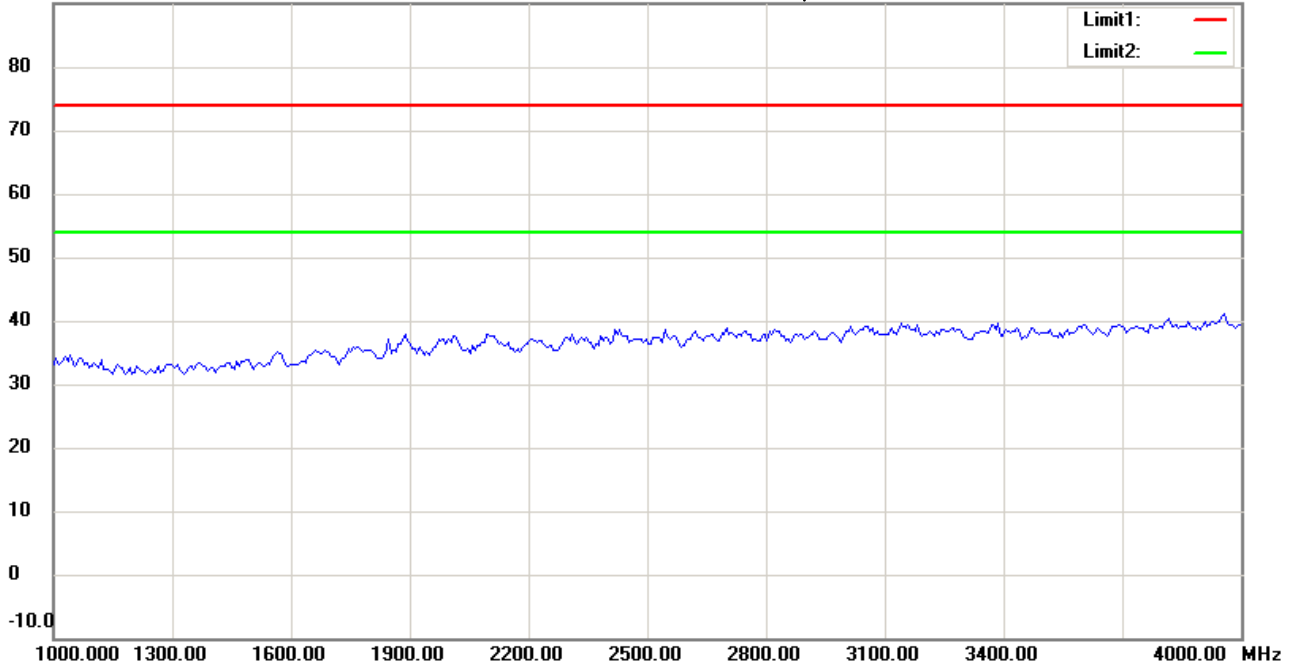
Date: 2015/3/21

Temperature:24 °C

90.0 dBuV/m

Time: 上午 10:50:50

Humidity:60 %



Site : Chamber

Condition : FCC\_part 15E RE\_Above 1GHz\_PK

EUT : W6M21410-14560-R

M/N:

Test Mode : TX 802.11n 20M CH36

Note :

Polarization: *Vertical*

Power : 120 Va.c.

Distance: 3m

Mk.	Frequency (MHz)	Reading (dBuV)	Detector	Corr. factor (dB/m)	Result (dBuV/m)	Limit (dBuV/m)	Ant.Pos (cm)	Tab.Pos (deg.)	Margin (dB)	Comment
-----	-----------------	----------------	----------	---------------------	-----------------	----------------	--------------	----------------	-------------	---------



Radiated Emission Measurement

Operator: Leon

File :3

Data :#2

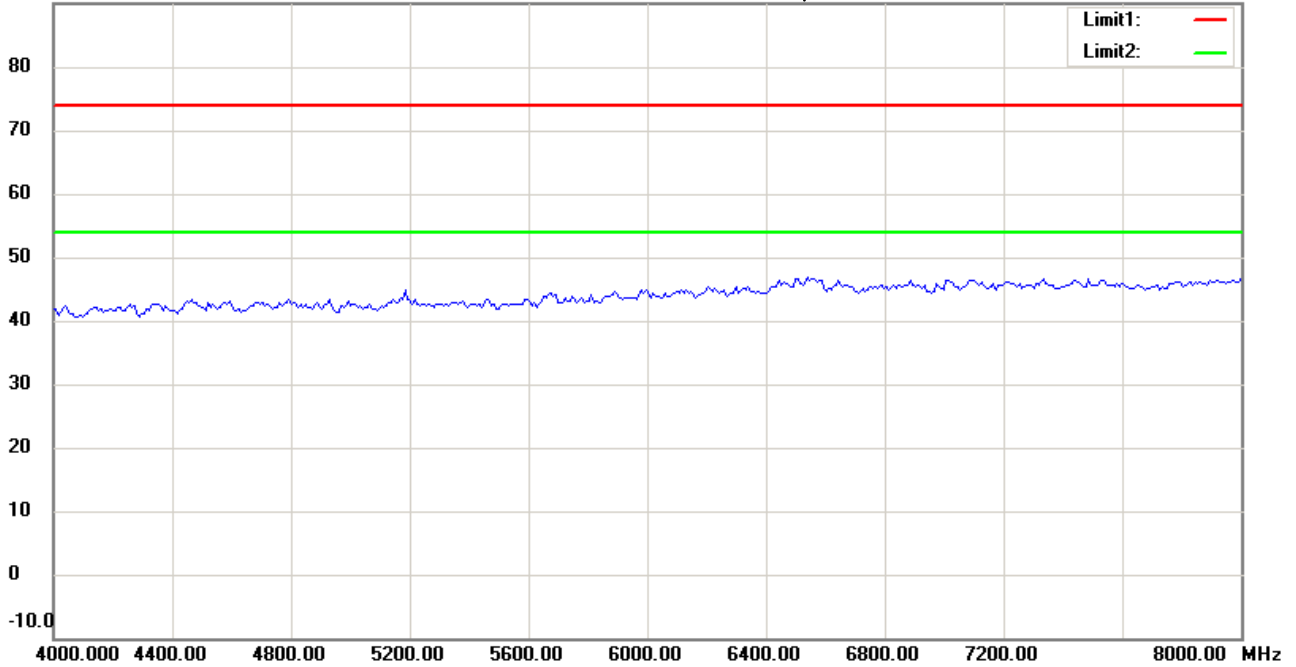
Date: 2015/3/21

Temperature:24 °C

90.0 dBuV/m

Time: 上午 10:45:23

Humidity:60 %



Site : Chamber

Condition : FCC\_part 15E RE\_Above 1GHz\_PK

EUT : W6M21410-14560-R

M/N:

Test Mode : TX 802.11n 20M CH36

Note :

Polarization: *Horizontal*

Power : 120 Va.c.

Distance: 3m

Mk.	Frequency (MHz)	Reading (dBuV)	Detector	Corr. factor (dB/m)	Result (dBuV/m)	Limit (dBuV/m)	Ant.Pos (cm)	Tab.Pos (deg.)	Margin (dB)	Comment
-----	-----------------	----------------	----------	---------------------	-----------------	----------------	--------------	----------------	-------------	---------



Radiated Emission Measurement

Operator: Leon

File :3

Data :#8

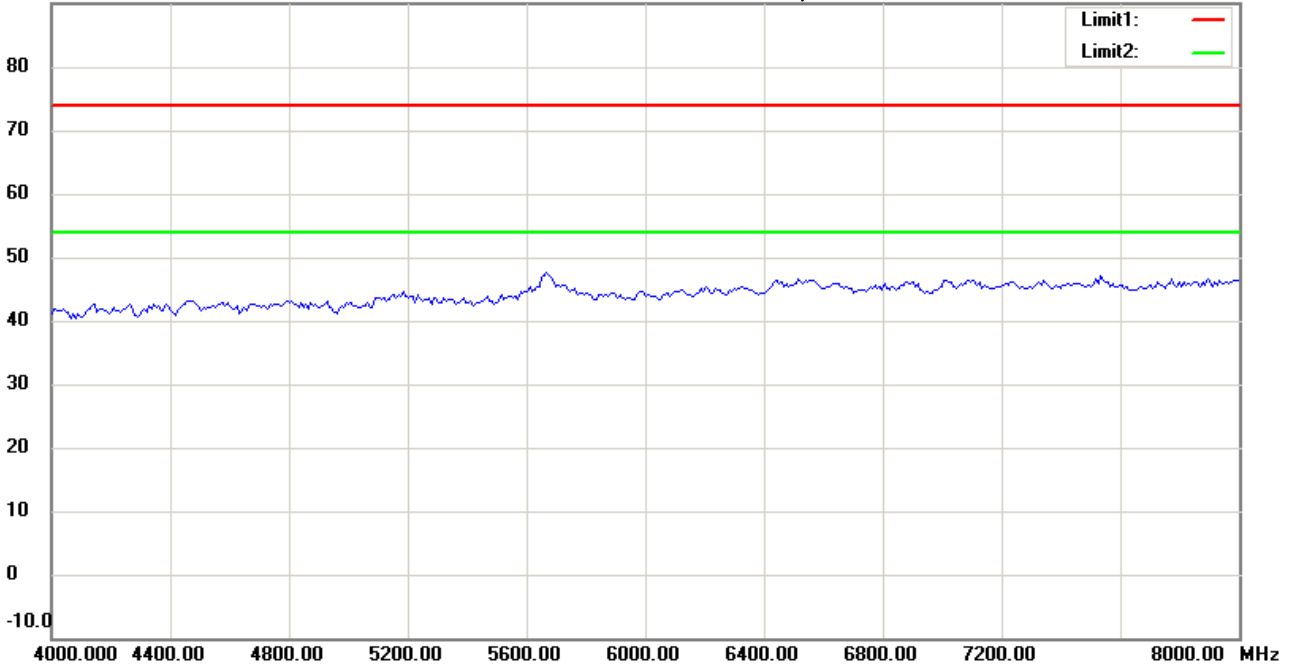
Date: 2015/3/21

Temperature:24 °C

90.0 dBuV/m

Time: 上午 10:52:14

Humidity:60 %



Site : Chamber

Condition : FCC\_part 15E RE\_Above 1GHz\_PK

EUT : W6M21410-14560-R

M/N:

Test Mode : TX 802.11n 20M CH36

Note :

Polarization: *Vertical*

Power : 120 Va.c.

Distance: 3m

Mk.	Frequency (MHz)	Reading (dBuV)	Detector	Corr. factor (dB/m)	Result (dBuV/m)	Limit (dBuV/m)	Ant.Pos (cm)	Tab.Pos (deg.)	Margin (dB)	Comment
-----	-----------------	----------------	----------	---------------------	-----------------	----------------	--------------	----------------	-------------	---------



Radiated Emission Measurement

Operator: Leon

File :3

Data :#3

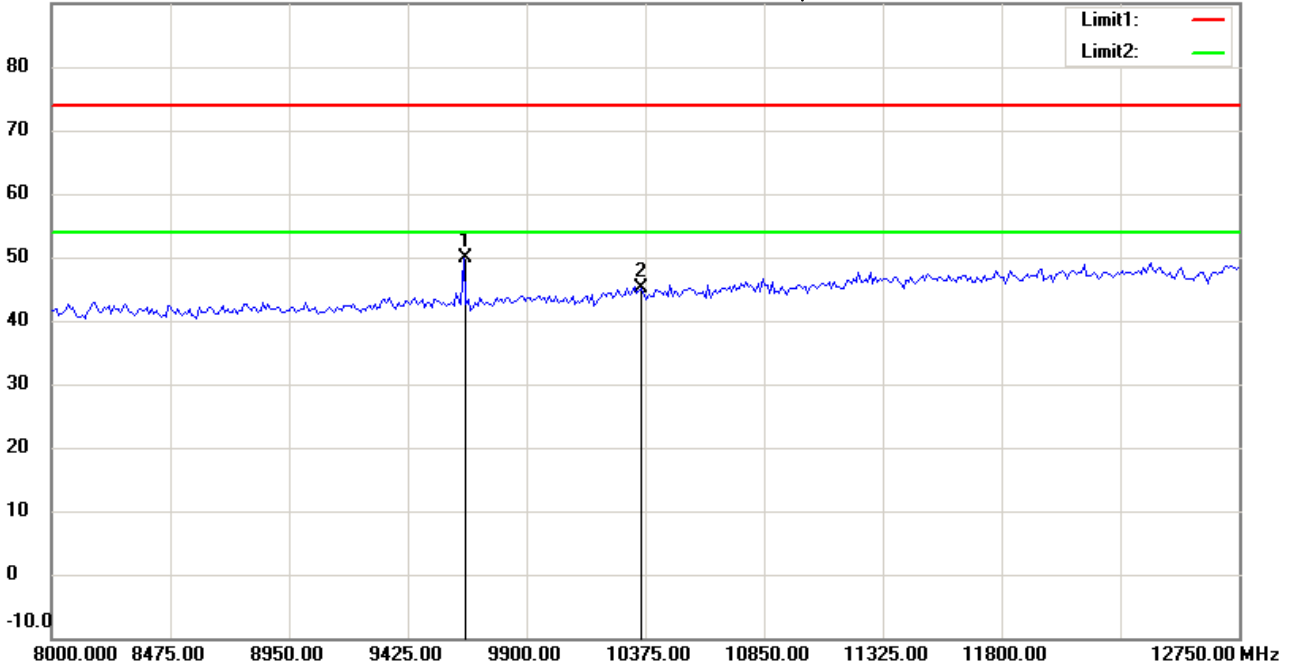
Date: 2015/3/21

Temperature:24 °C

90.0 dBuV/m

Time: 上午 10:46:57

Humidity:60 %



Site : Chamber

Condition : FCC\_part 15E RE\_Above 1GHz\_PK

Polarization: *Horizontal*

EUT : W6M21410-14560-R

Power : 120 V.a.c.

M/N:

Distance: 3m

Test Mode : TX 802.11n 20M CH36

Note :

Mk.	Frequency (MHz)	Reading (dBuV)	Detector	Corr. factor (dB/m)	Result (dBuV/m)	Limit (dBuV/m)	Ant.Pos (cm)	Tab.Pos (deg.)	Margin (dB)	Comment
*	9646.794	42.34	peak	7.46	49.80	74.00	100	155	-24.20	
	10360.000	36.24	peak	8.80	45.04	74.00	100	120	-28.96	



Radiated Emission Measurement

Operator: Leon

File :3

Data :#9

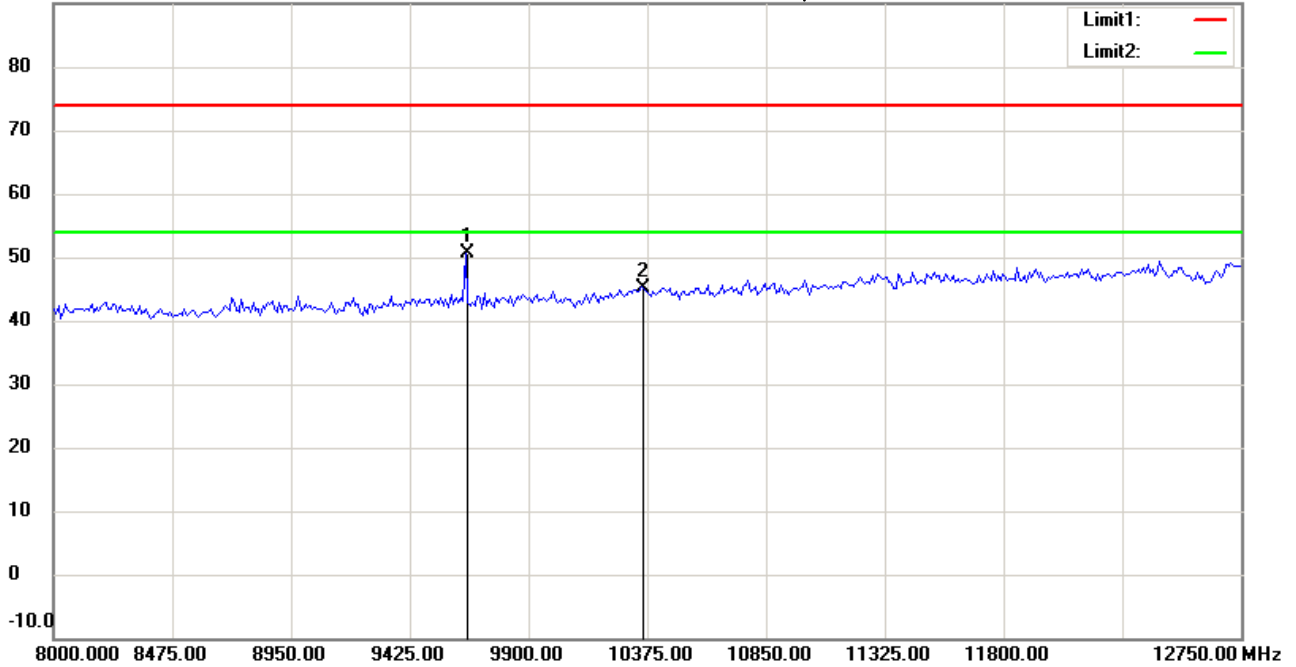
Date: 2015/3/21

Temperature:24 °C

90.0 dBuV/m

Time: 上午 10:54:03

Humidity:60 %



Site : Chamber

Condition : FCC\_part 15E RE\_Above 1GHz\_PK

EUT : W6M21410-14560-R

M/N:

Test Mode : TX 802.11n 20M CH36

Note :

Polarization: *Vertical*

Power : 120 V.a.c.

Distance: 3m

Mk.	Frequency (MHz)	Reading (dBuV)	Detector	Corr. factor (dB/m)	Result (dBuV/m)	Limit (dBuV/m)	Ant.Pos (cm)	Tab.Pos (deg.)	Margin (dB)	Comment
*	9646.794	43.19	peak	7.46	50.65	74.00	100	210	-23.35	
	10360.000	36.25	peak	8.80	45.05	74.00	100	175	-28.95	



Radiated Emission Measurement

Operator: Leon

File :3

Data :#4

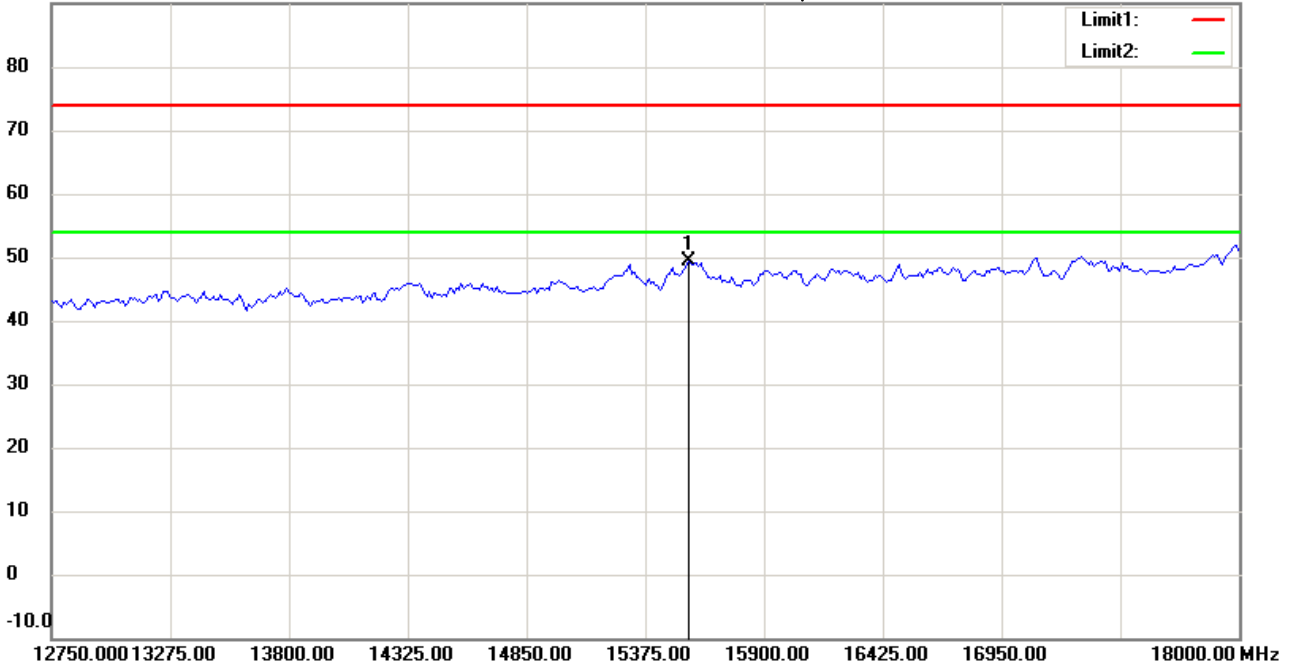
Date: 2015/3/21

Temperature:24 °C

90.0 dBuV/m

Time: 上午 10:49:08

Humidity:60 %



Site : Chamber

Condition : FCC\_part 15E RE\_Above 1GHz\_PK

Polarization: *Horizontal*

EUT : W6M21410-14560-R

Power : 120 Va.c.

M/N:

Distance: 3m

Test Mode : TX 802.11n 20M CH36

Note :

Mk.	Frequency (MHz)	Reading (dBuV)	Detector	Corr. factor (dB/m)	Result (dBuV/m)	Limit (dBuV/m)	Ant.Pos (cm)	Tab.Pos (deg.)	Margin (dB)	Comment
*	15569.639	30.15	peak	19.15	49.30	74.00	100	210	-24.70	



Radiated Emission Measurement

Operator: Leon

File :3

Data :#10

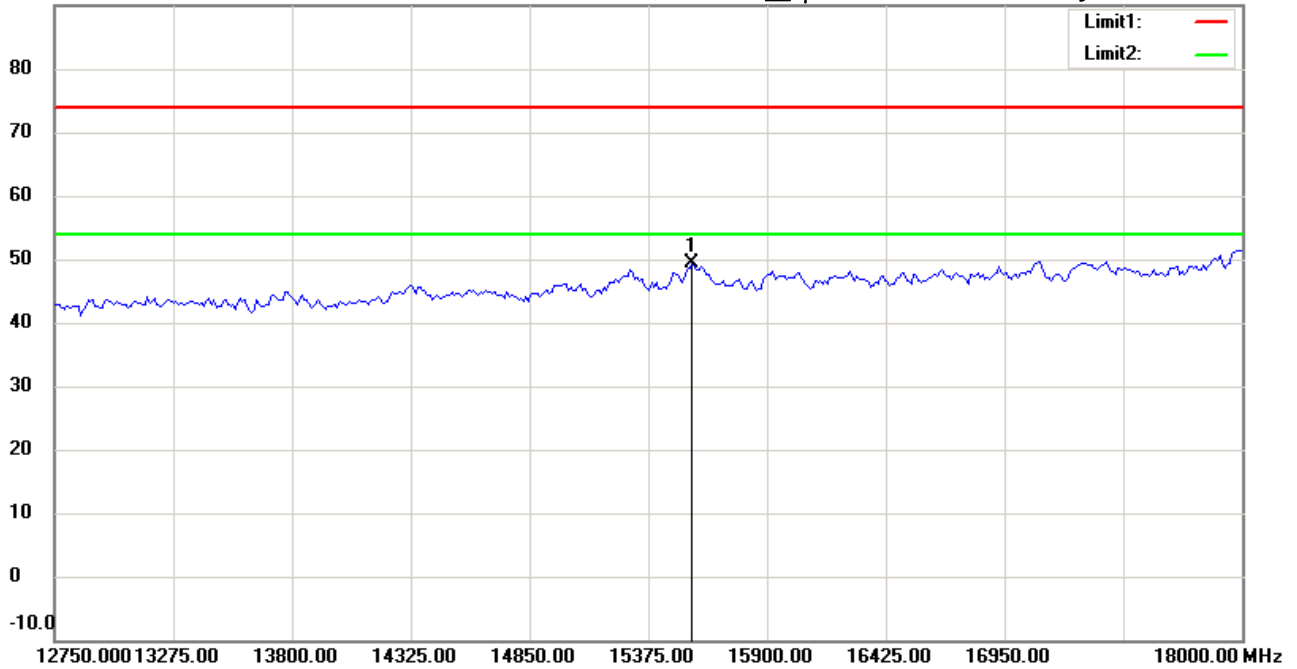
Date: 2015/3/21

Temperature:24 °C

90.0 dBuV/m

Time: 上午 10:54:56

Humidity:60 %



Site : Chamber

Condition : FCC\_part 15E RE\_Above 1GHz\_PK

Polarization: *Vertical*

EUT : W6M21410-14560-R

Power : 120 V.a.c.

M/N:

Distance: 3m

Test Mode : TX 802.11n 20M CH36

Note :

Mk.	Frequency (MHz)	Reading (dBuV)	Detector	Corr. factor (dB/m)	Result (dBuV/m)	Limit (dBuV/m)	Ant.Pos (cm)	Tab.Pos (deg.)	Margin (dB)	Comment
*	15569.639	30.19	peak	19.15	49.34	74.00	100	65	-24.66	



Radiated Emission Measurement

Operator: Leon

File :3

Data :#5

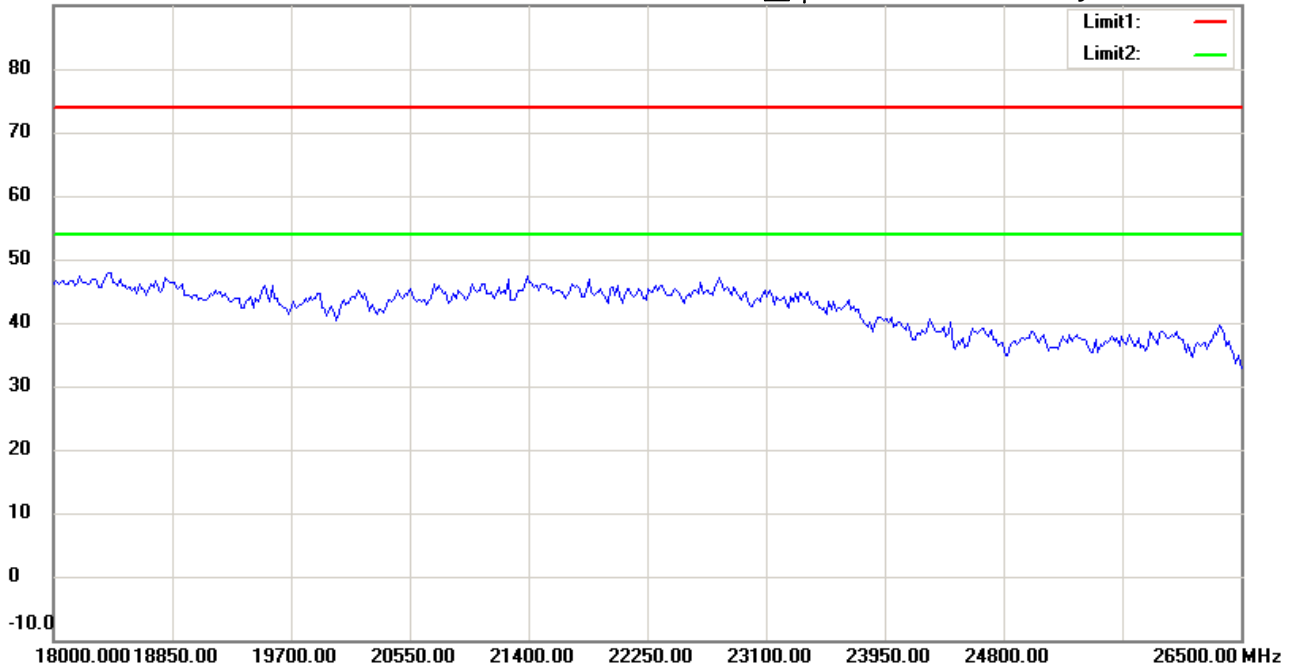
Date: 2015/3/21

Temperature:24 °C

90.0 dBuV/m

Time: 上午 10:49:17

Humidity:60 %



Site : Chamber

Condition : FCC\_part 15E RE\_Above 1GHz\_PK

EUT : W6M21410-14560-R

M/N:

Test Mode : TX 802.11n 20M CH36

Note :

Polarization: *Horizontal*

Power : 120 V.a.c.

Distance: 3m

Mk.	Frequency (MHz)	Reading (dBuV)	Detector	Corr. factor (dB/m)	Result (dBuV/m)	Limit (dBuV/m)	Ant.Pos (cm)	Tab.Pos (deg.)	Margin (dB)	Comment
-----	-----------------	----------------	----------	---------------------	-----------------	----------------	--------------	----------------	-------------	---------





Radiated Emission Measurement

Operator: Leon

File :3

Data :#11

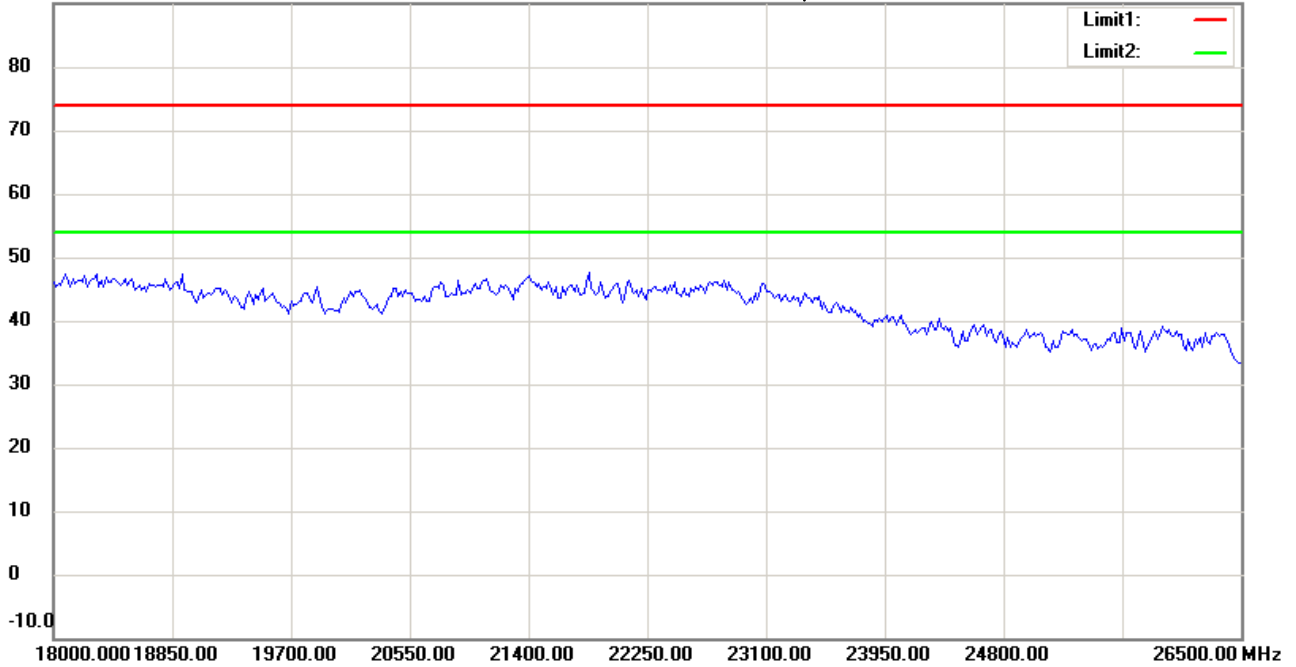
Date: 2015/3/21

Temperature:24 °C

90.0 dBuV/m

Time: 上午 10:55:06

Humidity:60 %



Site : Chamber

Condition : FCC\_part 15E RE\_Above 1GHz\_PK

EUT : W6M21410-14560-R

M/N:

Test Mode : TX 802.11n 20M CH36

Note :

Polarization: *Vertical*

Power : 120 Va.c.

Distance: 3m

Mk.	Frequency (MHz)	Reading (dBuV)	Detector	Corr. factor (dB/m)	Result (dBuV/m)	Limit (dBuV/m)	Ant.Pos (cm)	Tab.Pos (deg.)	Margin (dB)	Comment
-----	-----------------	----------------	----------	---------------------	-----------------	----------------	--------------	----------------	-------------	---------



Radiated Emission Measurement

Operator: Leon

File :3

Data :#6

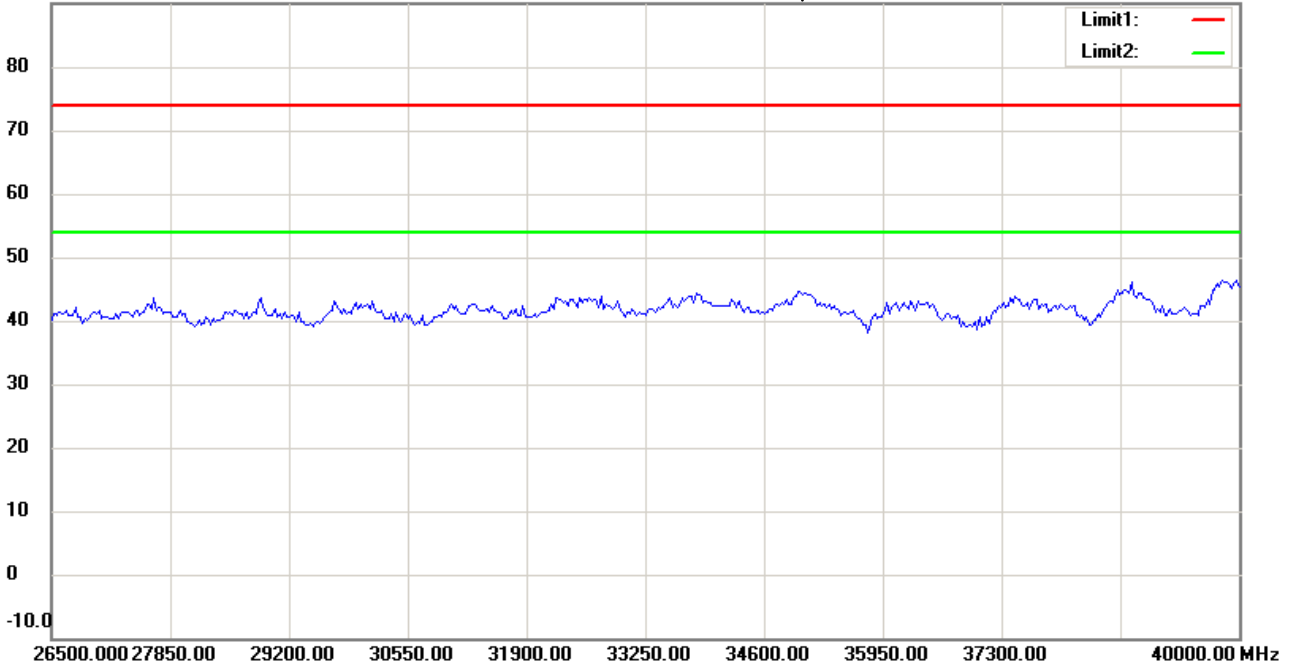
Date: 2015/3/21

Temperature:24 °C

90.0 dBuV/m

Time: 上午 10:49:28

Humidity:60 %



Site : Chamber

Condition : FCC\_part 15E RE\_Above 1GHz\_PK

EUT : W6M21410-14560-R

M/N:

Test Mode : TX 802.11n 20M CH36

Note :

Polarization: *Horizontal*

Power : 120 V.a.c.

Distance: 3m

Mk.	Frequency (MHz)	Reading (dBuV)	Detector	Corr. factor (dB/m)	Result (dBuV/m)	Limit (dBuV/m)	Ant.Pos (cm)	Tab.Pos (deg.)	Margin (dB)	Comment
-----	-----------------	----------------	----------	---------------------	-----------------	----------------	--------------	----------------	-------------	---------



Radiated Emission Measurement

Operator: Leon

File :3

Data :#12

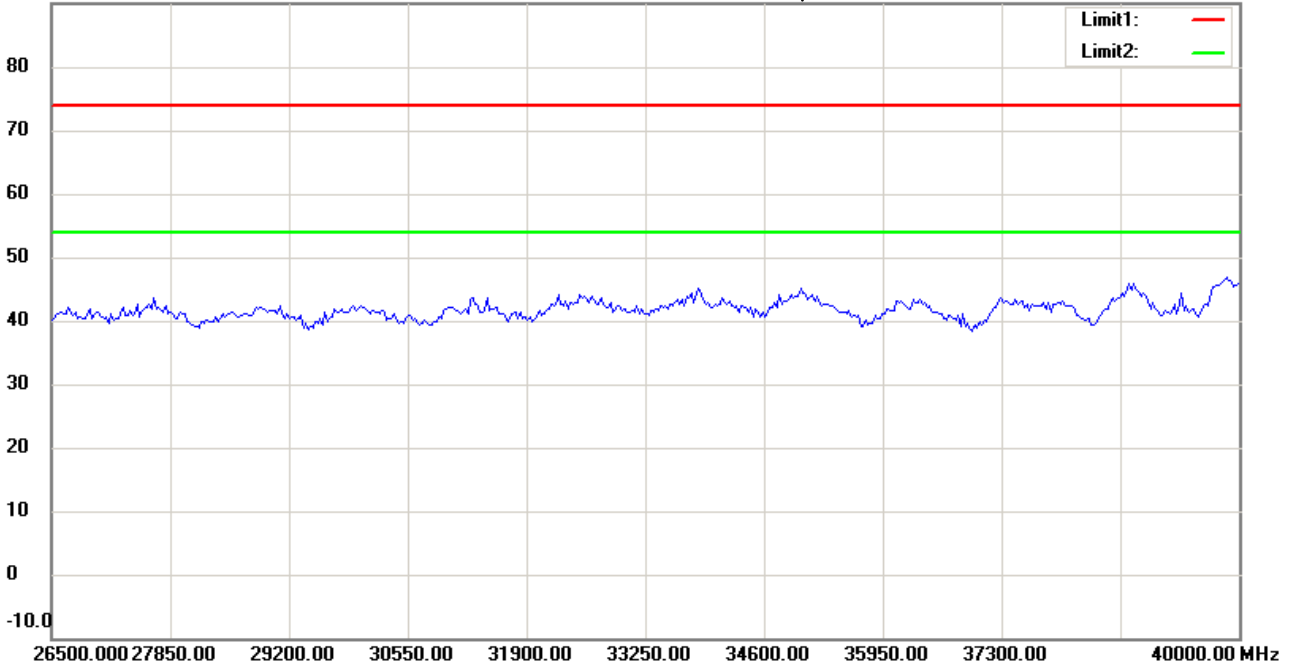
Date: 2015/3/21

Temperature:24 °C

90.0 dBuV/m

Time: 上午 10:55:16

Humidity:60 %



Site : Chamber

Condition : FCC\_part 15E RE\_Above 1GHz\_PK

EUT : W6M21410-14560-R

M/N:

Test Mode : TX 802.11n 20M CH36

Note :

Polarization: *Vertical*

Power : 120 V.a.c.

Distance: 3m

Mk.	Frequency (MHz)	Reading (dBuV)	Detector	Corr. factor (dB/m)	Result (dBuV/m)	Limit (dBuV/m)	Ant.Pos (cm)	Tab.Pos (deg.)	Margin (dB)	Comment
-----	-----------------	----------------	----------	---------------------	-----------------	----------------	--------------	----------------	-------------	---------



Radiated Emission Measurement

Operator: Leon

File :1

Data :#1

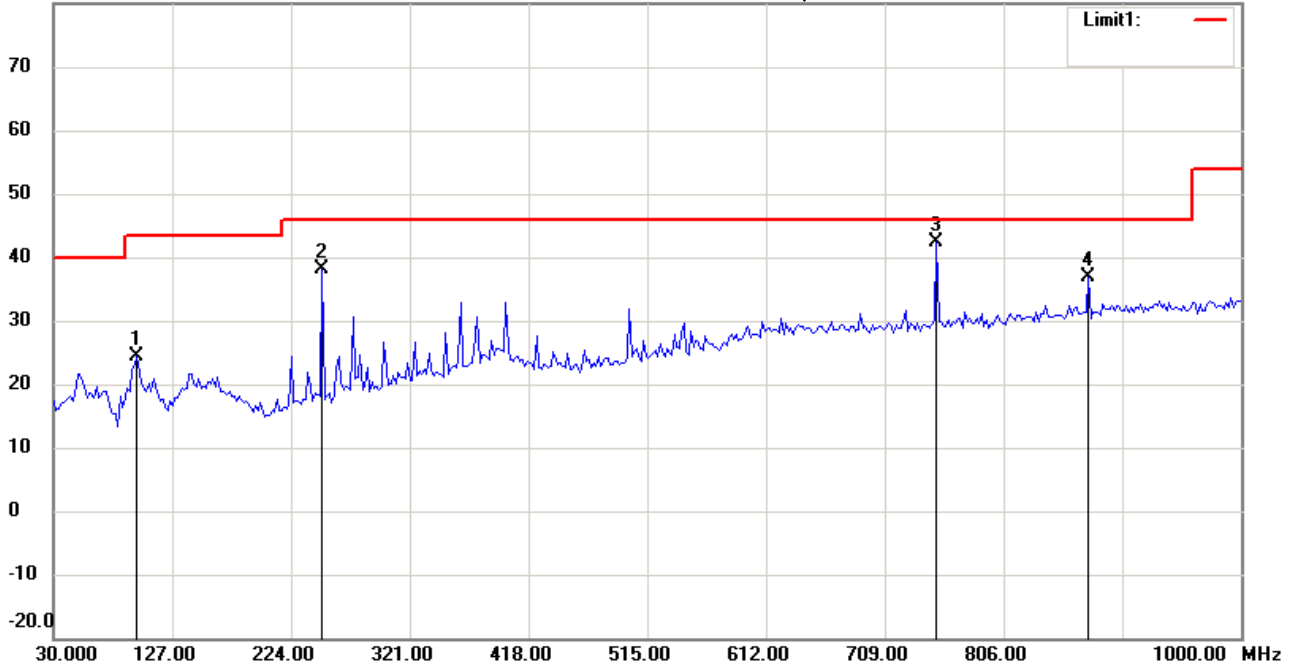
Date: 2015/3/21

Temperature:24 °C

80.0 dBuV/m

Time: 上午 09:01:38

Humidity:60 %



Site : Chamber

Condition : FCC\_part 15 RE-Class E\_30-1000MHz

Polarization: *Horizontal*

EUT : W6M21410-14560-R

Power : 120 V.a.c.

M/N:

Distance: 3m

Test Mode : TX 802.11n 20M CH40

Note :

Mk.	Frequency (MHz)	Reading (dBuV)	Detector	Corr. factor (dB/m)	Result (dBuV/m)	Limit (dBuV/m)	Ant.Pos (cm)	Tab.Pos (deg.)	Margin (dB)	Comment
	98.0361	13.35	peak	10.91	24.26	43.50	100	170	-19.24	
	249.6593	23.79	peak	14.44	38.23	46.00	100	155	-7.77	
*	751.1824	16.38	peak	25.95	42.33	46.00	100	210	-3.67	
	875.5911	8.84	peak	27.97	36.81	46.00	100	165	-9.19	



Radiated Emission Measurement

Operator: Leon

File :1

Data :#2

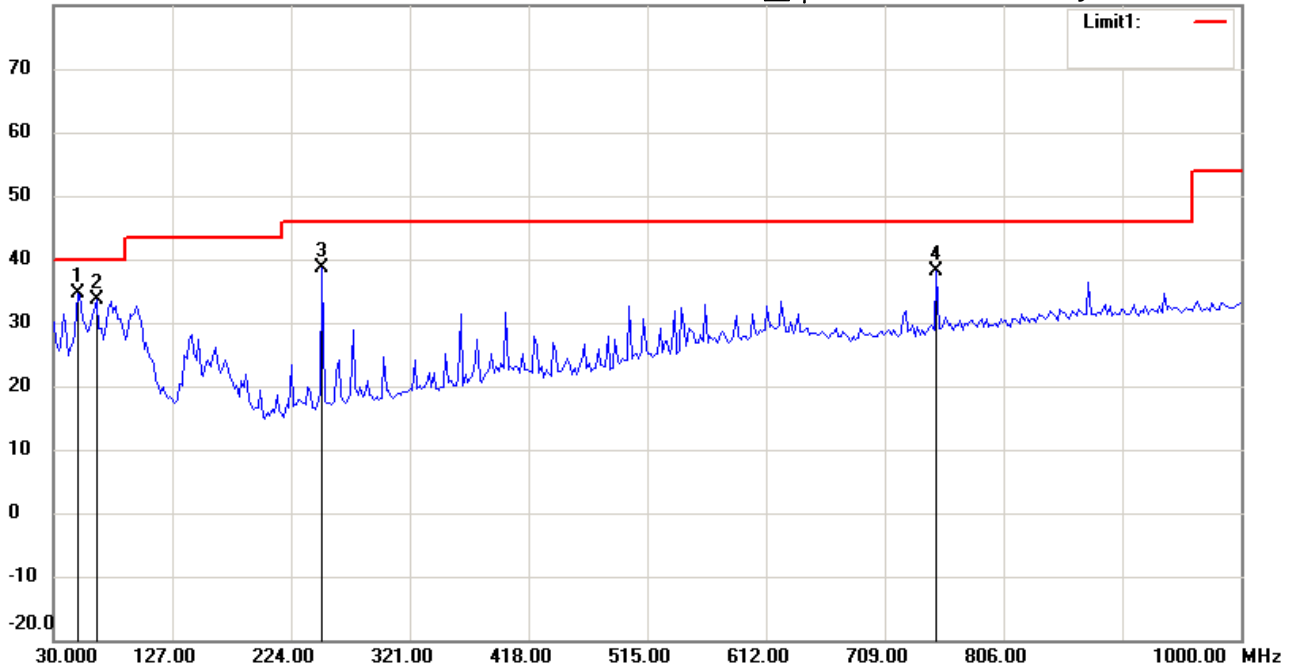
Date: 2015/3/21

Temperature:24 °C

80.0 dBuV/m

Time: 上午 09:02:23

Humidity:60 %



Site : Chamber

Condition : FCC\_part 15 RE-Class E\_30-1000MHz

EUT : W6M21410-14560-R

M/N:

Test Mode : TX 802.11n 20M CH40

Note :

Polarization: *Vertical*

Power : 120 V.a.c.

Distance: 3m

Mk.	Frequency (MHz)	Reading (dBuV)	Detector	Corr. factor (dB/m)	Result (dBuV/m)	Limit (dBuV/m)	Ant.Pos (cm)	Tab.Pos (deg.)	Margin (dB)	Comment
*	49.4388	20.05	peak	14.65	34.70	40.00	100	110	-5.30	
	64.9900	21.04	peak	12.51	33.55	40.00	100	65	-6.45	
	249.6593	24.20	peak	14.44	38.64	46.00	100	145	-7.36	
	751.1824	12.19	peak	25.95	38.14	46.00	100	130	-7.86	



Radiated Emission Measurement

Operator: Leon

File :3

Data :#1

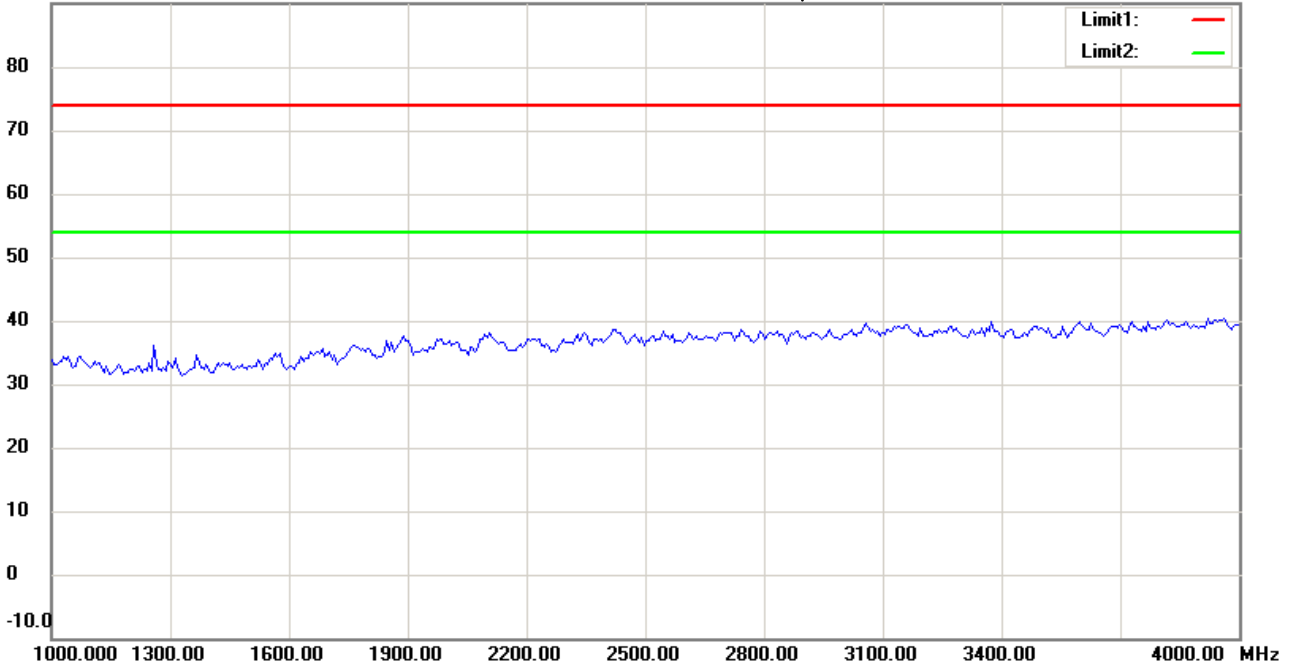
Date: 2015/3/21

Temperature:24 °C

90.0 dBuV/m

Time: 上午 10:59:07

Humidity:60 %



Site : Chamber

Condition : FCC\_part 15E RE\_Above 1GHz\_PK

EUT : W6M21410-14560-R

M/N:

Test Mode : TX 802.11n 20M CH40

Note :

Polarization: *Horizontal*

Power : 120 Va.c.

Distance: 3m

Mk.	Frequency (MHz)	Reading (dBuV)	Detector	Corr. factor (dB/m)	Result (dBuV/m)	Limit (dBuV/m)	Ant.Pos (cm)	Tab.Pos (deg.)	Margin (dB)	Comment
-----	-----------------	----------------	----------	---------------------	-----------------	----------------	--------------	----------------	-------------	---------



Radiated Emission Measurement

Operator: Leon

File :3

Data :#7

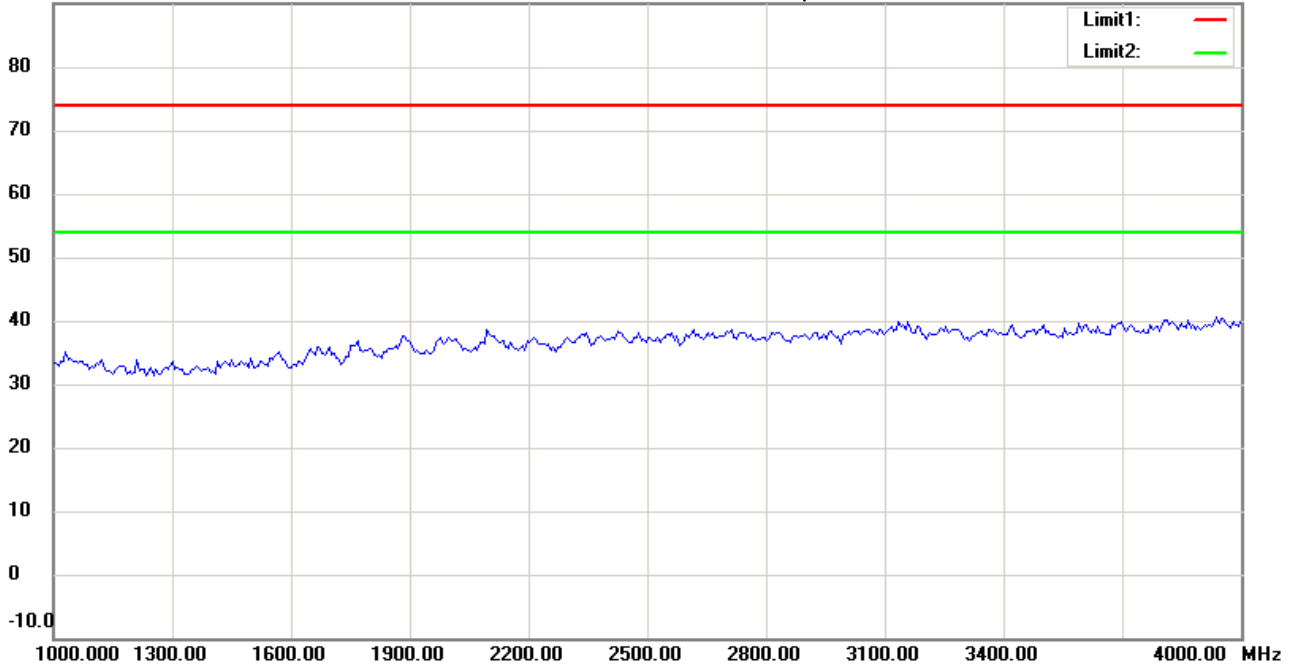
Date: 2015/3/21

Temperature:24 °C

90.0 dBuV/m

Time: 上午 11:03:18

Humidity:60 %



Site : Chamber

Condition : FCC\_part 15E RE\_Above 1GHz\_PK

EUT : W6M21410-14560-R

M/N:

Test Mode : TX 802.11n 20M CH40

Note :

Polarization: *Vertical*

Power : 120 Va.c.

Distance: 3m

Mk.	Frequency (MHz)	Reading (dBuV)	Detector	Corr. factor (dB/m)	Result (dBuV/m)	Limit (dBuV/m)	Ant.Pos (cm)	Tab.Pos (deg.)	Margin (dB)	Comment
-----	-----------------	----------------	----------	---------------------	-----------------	----------------	--------------	----------------	-------------	---------



Radiated Emission Measurement

Operator: Leon

File :3

Data :#2

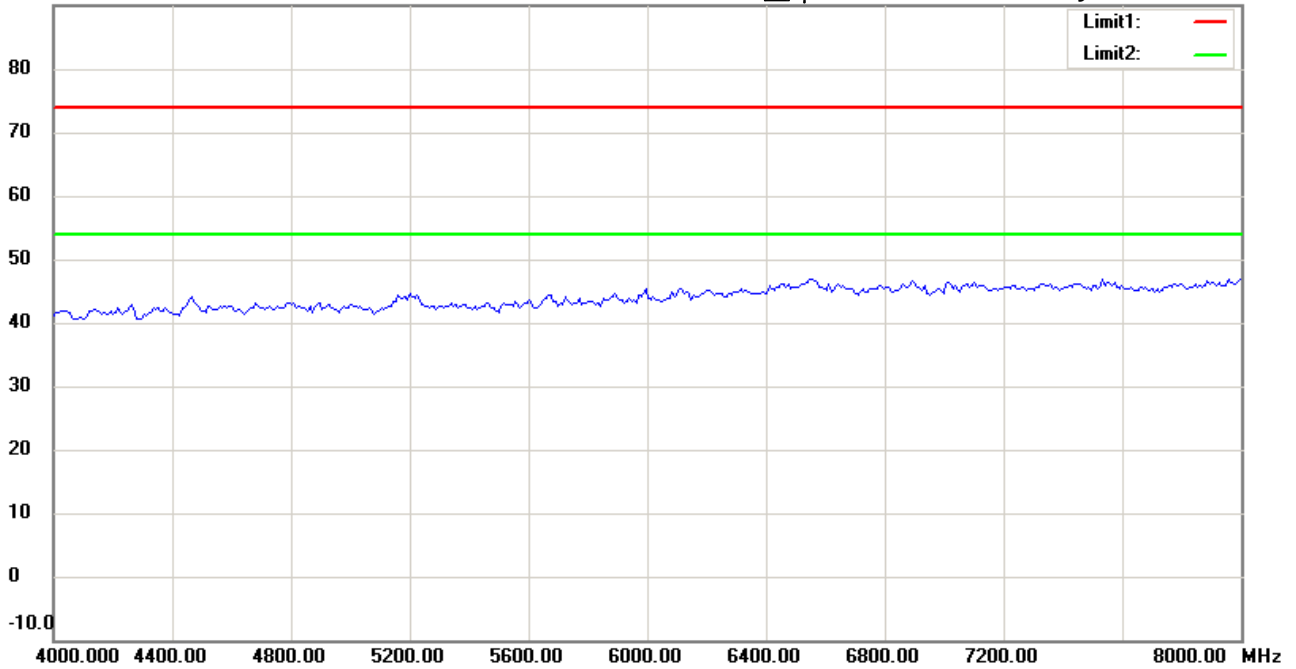
Date: 2015/3/21

Temperature:24 °C

90.0 dBuV/m

Time: 上午 11:00:31

Humidity:60 %



Site : Chamber

Condition : FCC\_part 15E RE\_Above 1GHz\_PK

EUT : W6M21410-14560-R

M/N:

Test Mode : TX 802.11n 20M CH40

Note :

Polarization: *Horizontal*

Power : 120 Va.c.

Distance: 3m

Mk.	Frequency (MHz)	Reading (dBuV)	Detector	Corr. factor (dB/m)	Result (dBuV/m)	Limit (dBuV/m)	Ant.Pos (cm)	Tab.Pos (deg.)	Margin (dB)	Comment
-----	-----------------	----------------	----------	---------------------	-----------------	----------------	--------------	----------------	-------------	---------





Radiated Emission Measurement

Operator: Leon

File :3

Data :#8

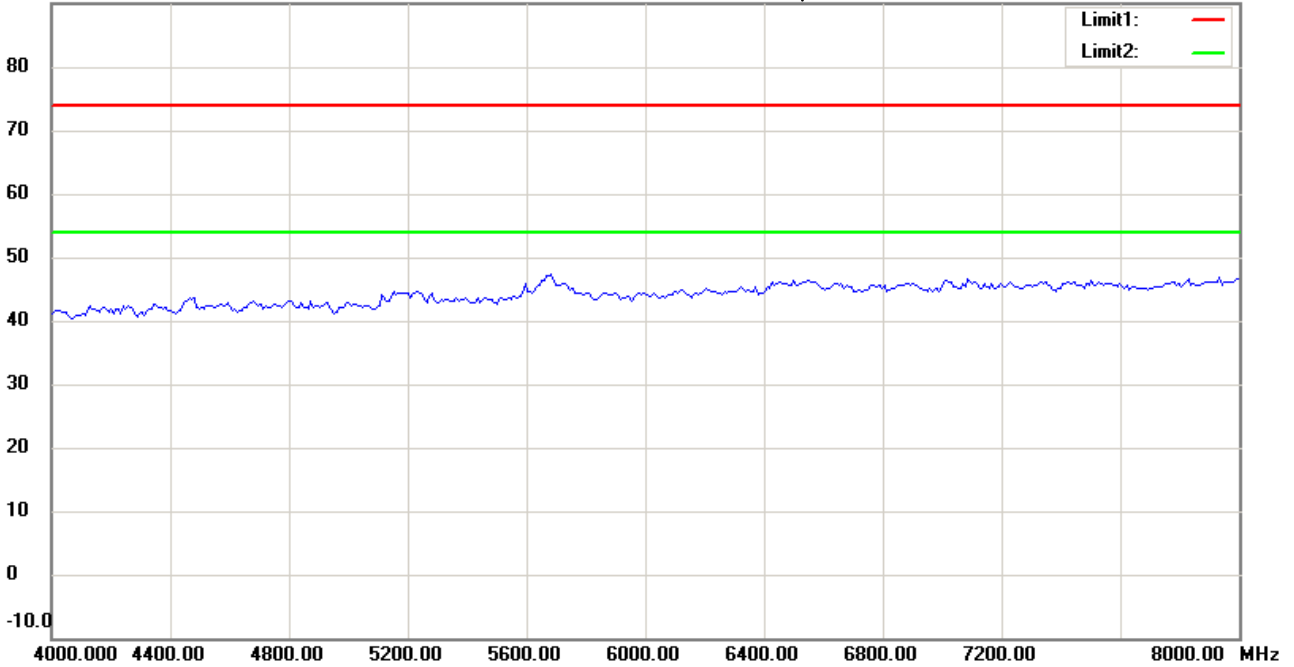
Date: 2015/3/21

Temperature:24 °C

90.0 dBuV/m

Time: 上午 11:04:42

Humidity:60 %



Site : Chamber

Condition : FCC\_part 15E RE\_Above 1GHz\_PK

EUT : W6M21410-14560-R

M/N:

Test Mode : TX 802.11n 20M CH40

Note :

Polarization: *Vertical*

Power : 120 Va.c.

Distance: 3m

Mk.	Frequency (MHz)	Reading (dBuV)	Detector	Corr. factor (dB/m)	Result (dBuV/m)	Limit (dBuV/m)	Ant.Pos (cm)	Tab.Pos (deg.)	Margin (dB)	Comment
-----	-----------------	----------------	----------	---------------------	-----------------	----------------	--------------	----------------	-------------	---------



Radiated Emission Measurement

Operator: Leon

File :3

Data :#3

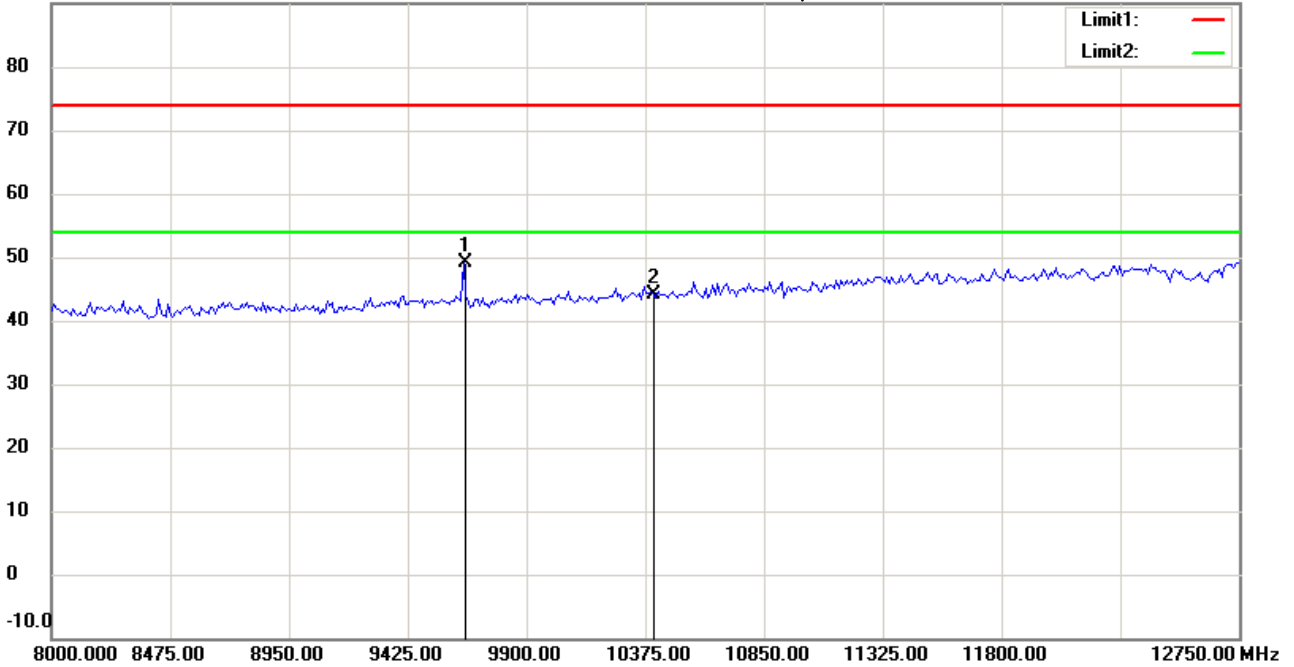
Date: 2015/3/21

Temperature:24 °C

90.0 dBuV/m

Time: 上午 11:01:26

Humidity:60 %



Site : Chamber

Condition : FCC\_part 15E RE\_Above 1GHz\_PK

EUT : W6M21410-14560-R

M/N:

Test Mode : TX 802.11n 20M CH40

Note :

Polarization: *Horizontal*

Power : 120 V.a.c.

Distance: 3m

Mk.	Frequency (MHz)	Reading (dBuV)	Detector	Corr. factor (dB/m)	Result (dBuV/m)	Limit (dBuV/m)	Ant.Pos (cm)	Tab.Pos (deg.)	Margin (dB)	Comment
*	9646.794	41.74	peak	7.46	49.20	74.00	100	75	-24.80	
	10400.000	35.38	peak	8.76	44.14	74.00	100	120	-29.86	



Radiated Emission Measurement

Operator: Leon

File :3

Data :#9

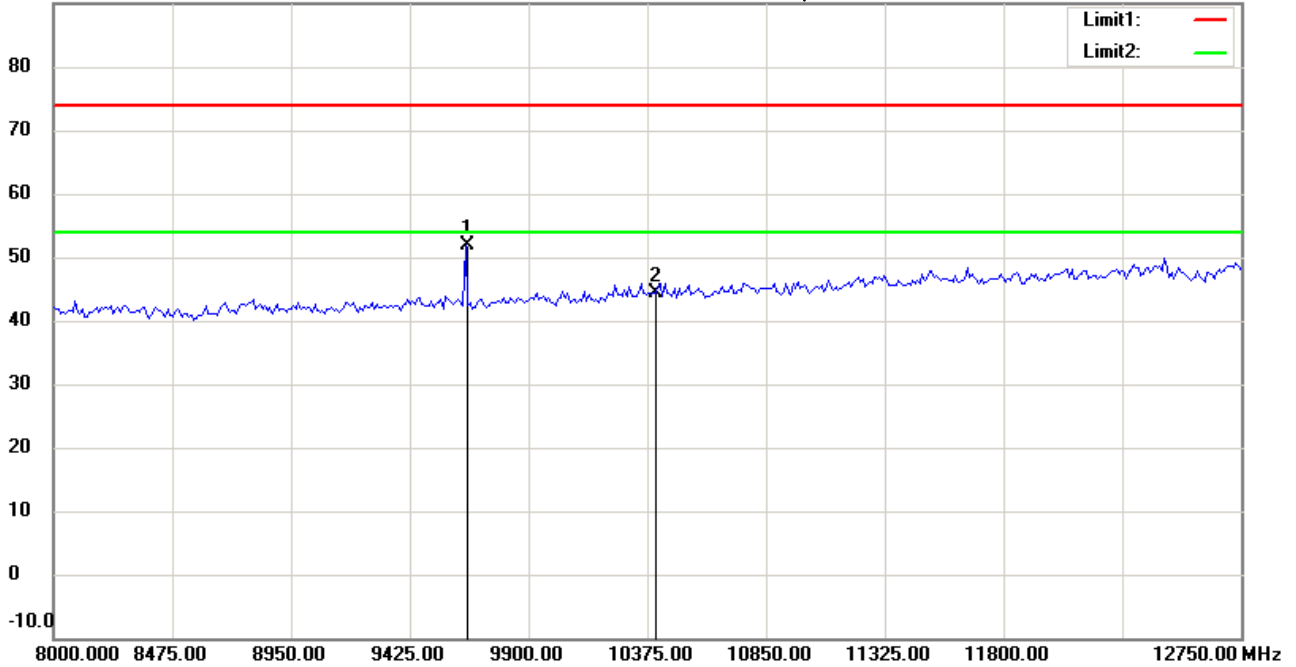
Date: 2015/3/21

Temperature:24 °C

90.0 dBuV/m

Time: 上午 11:06:08

Humidity:60 %



Site : Chamber

Condition : FCC\_part 15E RE\_Above 1GHz\_PK

EUT : W6M21410-14560-R

M/N:

Test Mode : TX 802.11n 20M CH40

Note :

Polarization: *Vertical*

Power : 120 V.a.c.

Distance: 3m

Mk.	Frequency (MHz)	Reading (dBuV)	Detector	Corr. factor (dB/m)	Result (dBuV/m)	Limit (dBuV/m)	Ant.Pos (cm)	Tab.Pos (deg.)	Margin (dB)	Comment
*	9646.794	44.53	peak	7.46	51.99	74.00	100	145	-22.01	
	10400.000	35.65	peak	8.76	44.41	74.00	100	120	-29.59	



Radiated Emission Measurement

Operator: Leon

File :3

Data :#4

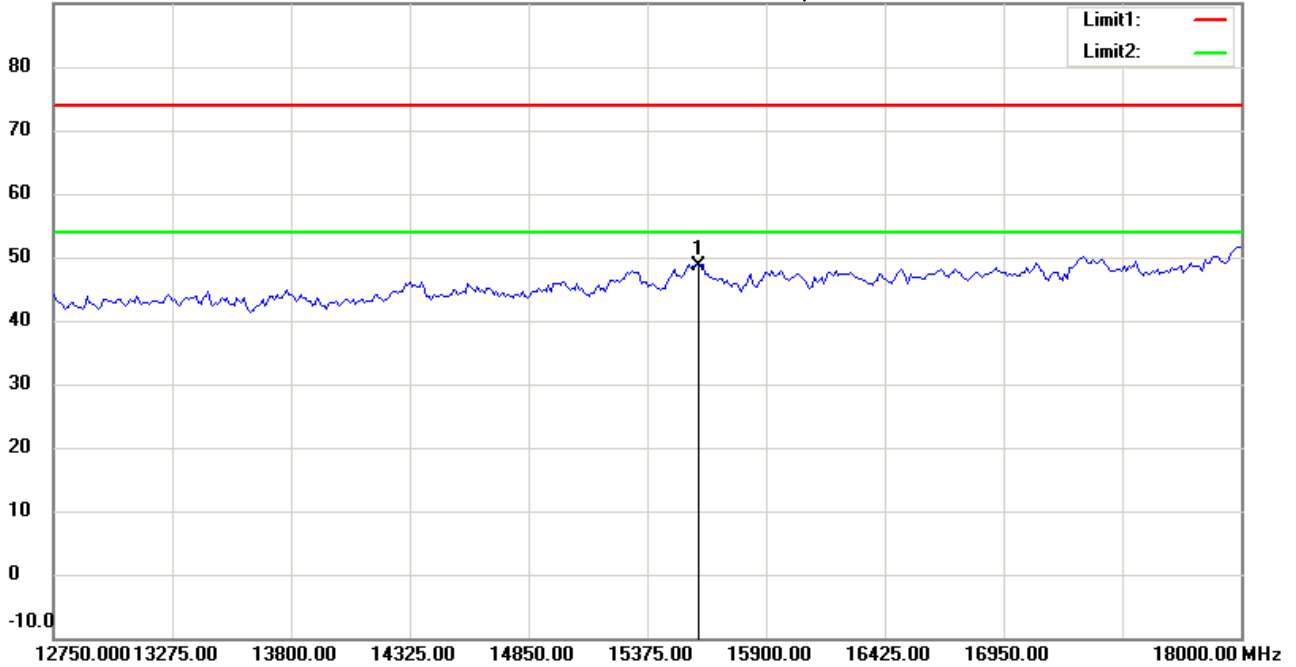
Date: 2015/3/21

Temperature:24 °C

90.0 dBuV/m

Time: 上午 11:02:19

Humidity:60 %



Site : Chamber

Condition : FCC\_part 15E RE\_Above 1GHz\_PK

Polarization: *Horizontal*

EUT : W6M21410-14560-R

Power : 120 Va.c.

M/N:

Distance: 3m

Test Mode : TX 802.11n 20M CH40

Note :

Mk.	Frequency (MHz)	Reading (dBuV)	Detector	Corr. factor (dB/m)	Result (dBuV/m)	Limit (dBuV/m)	Ant.Pos (cm)	Tab.Pos (deg.)	Margin (dB)	Comment
*	15600.000	29.35	peak	19.26	48.61	74.00	100	95	-25.39	



Radiated Emission Measurement

Operator: Leon

File :3

Data :#10

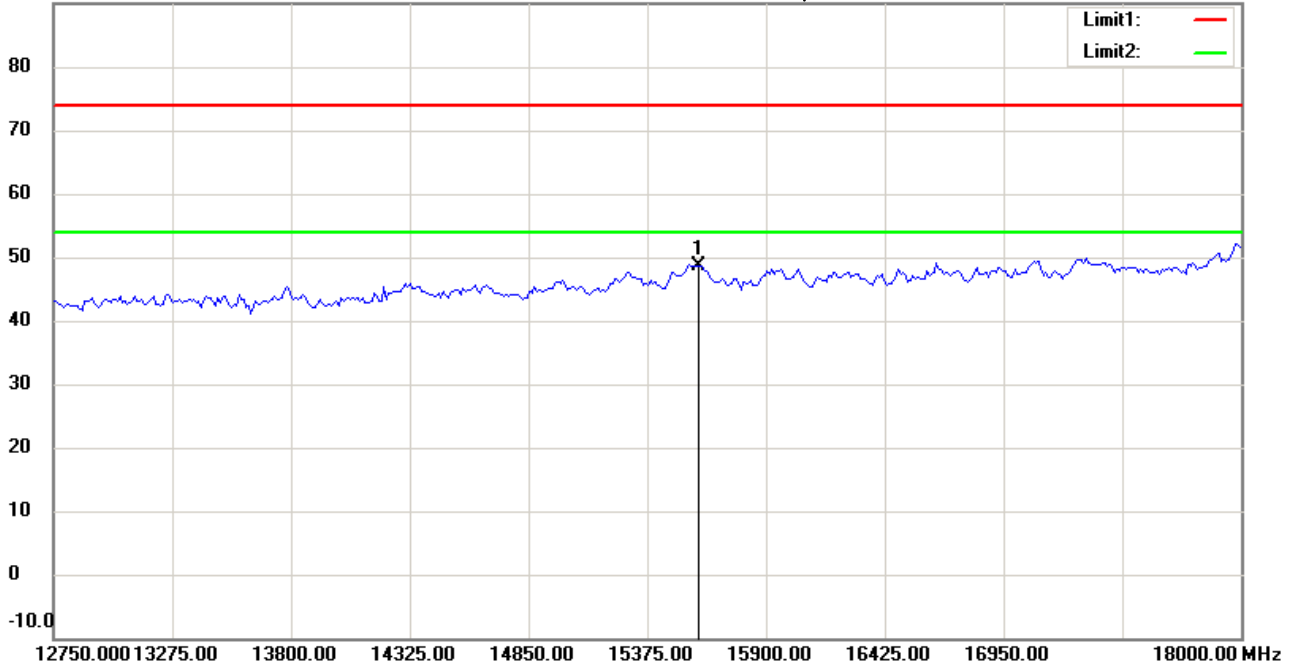
Date: 2015/3/21

Temperature:24 °C

90.0 dBuV/m

Time: 上午 11:07:02

Humidity:60 %



Site : Chamber

Condition : FCC\_part 15E RE\_Above 1GHz\_PK

Polarization: *Vertical*

EUT : W6M21410-14560-R

Power : 120 V.a.c.

M/N:

Distance: 3m

Test Mode : TX 802.11n 20M CH40

Note :

Mk.	Frequency (MHz)	Reading (dBuV)	Detector	Corr. factor (dB/m)	Result (dBuV/m)	Limit (dBuV/m)	Ant.Pos (cm)	Tab.Pos (deg.)	Margin (dB)	Comment
*	15600.000	29.35	peak	19.26	48.61	74.00	100	130	-25.39	



Address:6F.,No.58,Ln 188,Ruey Kuang Rd,Neihu,Taipei  
 Tel:+886-2-6606-8877  
 Fax:+886-2-6606-8875

**Radiated Emission Measurement**

Operator: Leon

File :3

Data :#5

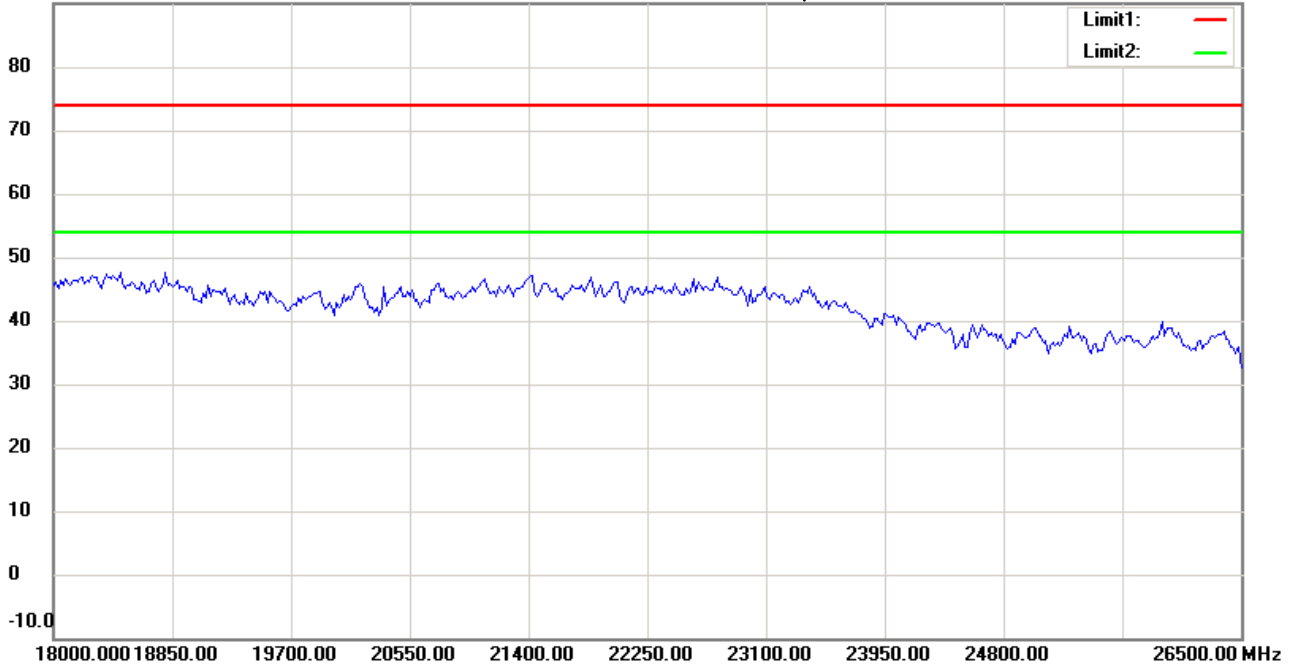
Date: 2015/3/21

Temperature:24 °C

90.0 dBuV/m

Time: 上午 11:02:29

Humidity:60 %



Site : Chamber

Condition : FCC\_part 15E RE\_Above 1GHz\_PK

EUT : W6M21410-14560-R

M/N:

Test Mode : TX 802.11n 20M CH40

Note :

Polarization: *Horizontal*

Power : 120 Va.c.

Distance: 3m

Mk.	Frequency (MHz)	Reading (dBuV)	Detector	Corr. factor (dB/m)	Result (dBuV/m)	Limit (dBuV/m)	Ant.Pos (cm)	Tab.Pos (deg.)	Margin (dB)	Comment
-----	-----------------	----------------	----------	---------------------	-----------------	----------------	--------------	----------------	-------------	---------

\*:Maximum data    x:Over limit    !:over margin



Radiated Emission Measurement

Operator: Leon

File :3

Data :#11

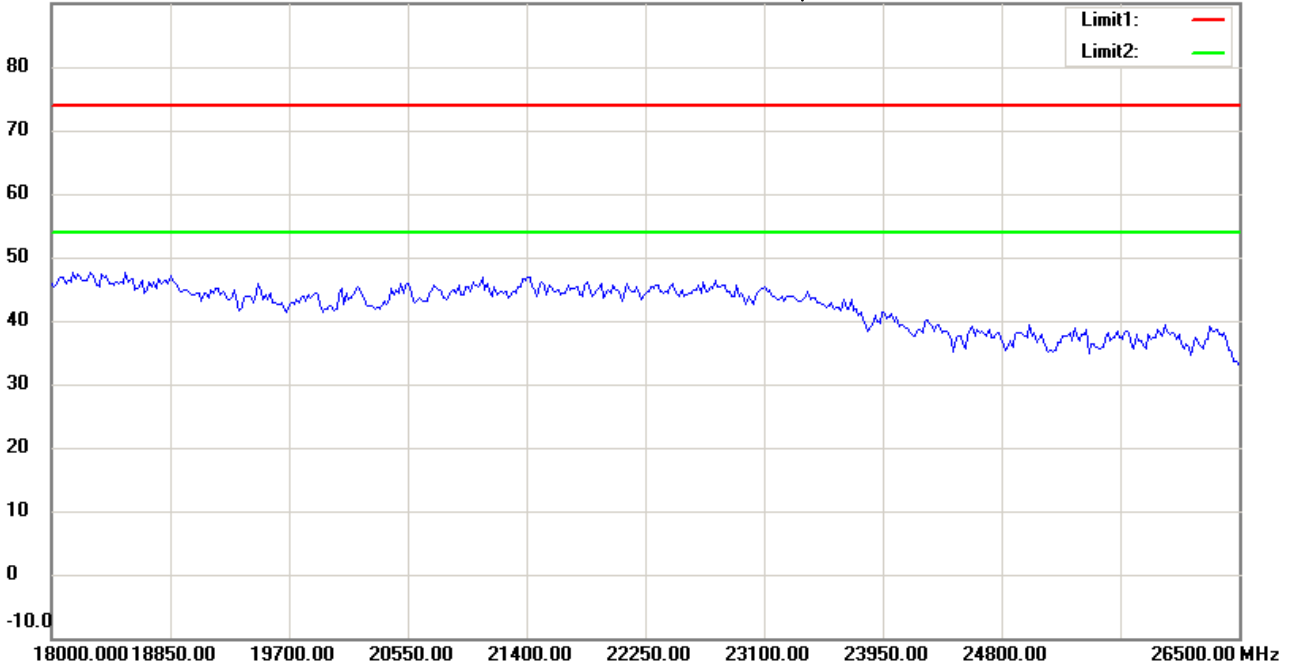
Date: 2015/3/21

Temperature:24 °C

90.0 dBuV/m

Time: 上午 11:07:11

Humidity:60 %



Site : Chamber

Condition : FCC\_part 15E RE\_Above 1GHz\_PK

EUT : W6M21410-14560-R

M/N:

Test Mode : TX 802.11n 20M CH40

Note :

Polarization: *Vertical*

Power : 120 V.a.c.

Distance: 3m

Mk.	Frequency (MHz)	Reading (dBuV)	Detector	Corr. factor (dB/m)	Result (dBuV/m)	Limit (dBuV/m)	Ant.Pos (cm)	Tab.Pos (deg.)	Margin (dB)	Comment
-----	-----------------	----------------	----------	---------------------	-----------------	----------------	--------------	----------------	-------------	---------



Radiated Emission Measurement

Operator: Leon

File :3

Data :#6

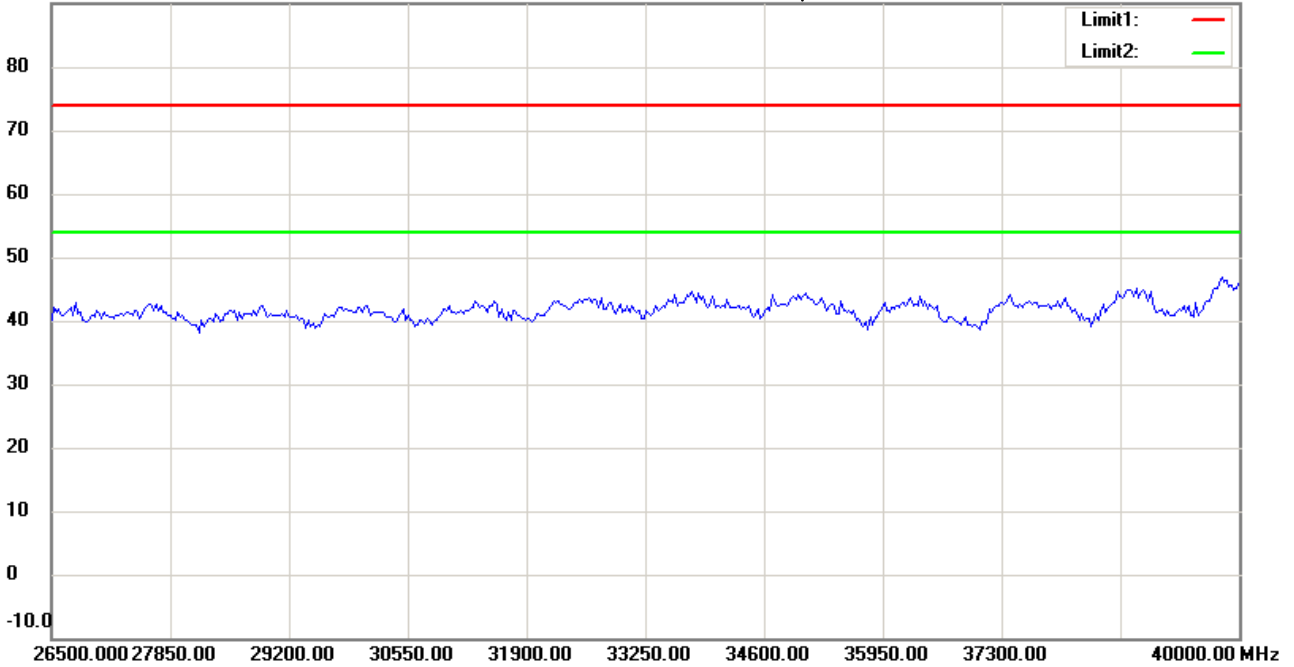
Date: 2015/3/21

Temperature:24 °C

90.0 dBuV/m

Time: 上午 11:02:39

Humidity:60 %



Site : Chamber

Condition : FCC\_part 15E RE\_Above 1GHz\_PK

EUT : W6M21410-14560-R

M/N:

Test Mode : TX 802.11n 20M CH40

Note :

Polarization: *Horizontal*

Power : 120 Va.c.

Distance: 3m

Mk.	Frequency (MHz)	Reading (dBuV)	Detector	Corr. factor (dB/m)	Result (dBuV/m)	Limit (dBuV/m)	Ant.Pos (cm)	Tab.Pos (deg.)	Margin (dB)	Comment
-----	-----------------	----------------	----------	---------------------	-----------------	----------------	--------------	----------------	-------------	---------





Radiated Emission Measurement

Operator: Leon

File :3

Data :#12

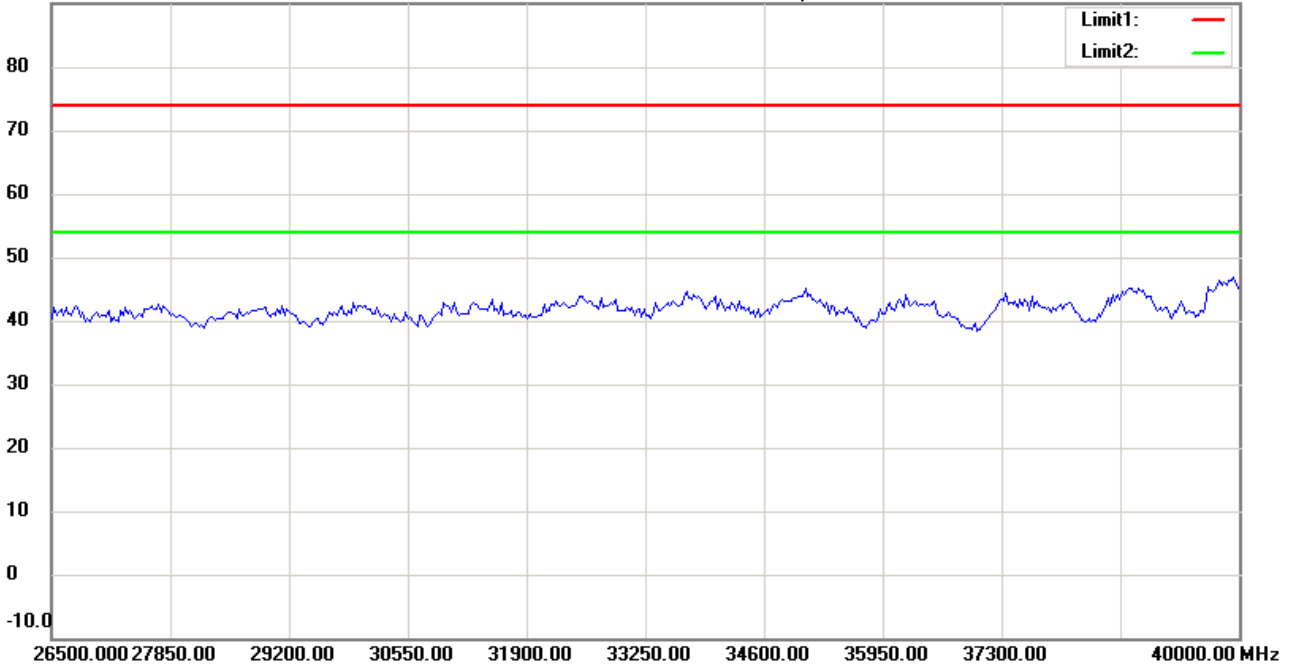
Date: 2015/3/21

Temperature:24 °C

90.0 dBuV/m

Time: 上午 11:07:22

Humidity:60 %



Site : Chamber

Condition : FCC\_part 15E RE\_Above 1GHz\_PK

EUT : W6M21410-14560-R

M/N:

Test Mode : TX 802.11n 20M CH40

Note :

Polarization: *Vertical*

Power : 120 V.a.c.

Distance: 3m

Mk.	Frequency (MHz)	Reading (dBuV)	Detector	Corr. factor (dB/m)	Result (dBuV/m)	Limit (dBuV/m)	Ant.Pos (cm)	Tab.Pos (deg.)	Margin (dB)	Comment
-----	-----------------	----------------	----------	---------------------	-----------------	----------------	--------------	----------------	-------------	---------



Radiated Emission Measurement

Operator: Leon

File :1

Data :#1

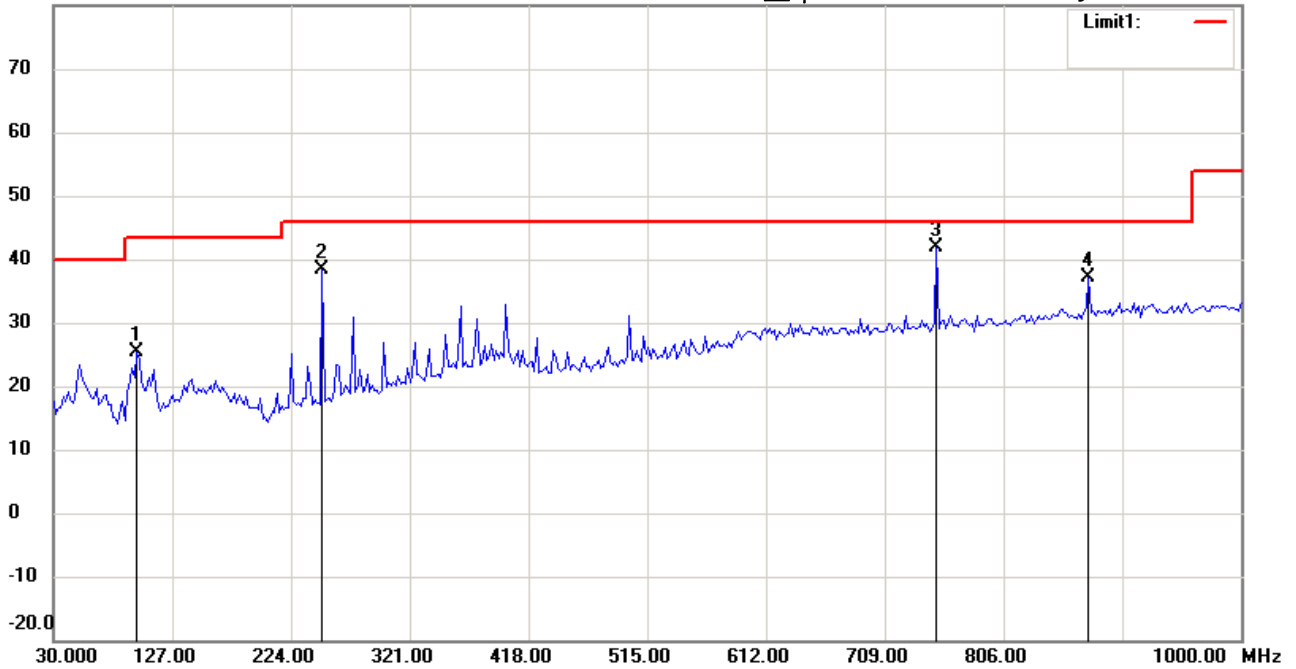
Date: 2015/3/21

Temperature:24 °C

80.0 dBuV/m

Time: 上午 08:59:14

Humidity:60 %



Site : Chamber

Condition : FCC\_part 15 RE-Class E\_30-1000MHz

Polarization: *Horizontal*

EUT : W6M21410-14560-R

Power : 120 Va.c.

M/N:

Distance: 3m

Test Mode : TX 802.11n 20M CH48

Note :

Mk.	Frequency (MHz)	Reading (dBuV)	Detector	Corr. factor (dB/m)	Result (dBuV/m)	Limit (dBuV/m)	Ant.Pos (cm)	Tab.Pos (deg.)	Margin (dB)	Comment
	98.0361	14.39	peak	10.91	25.30	43.50	100	140	-18.20	
	249.6593	24.02	peak	14.44	38.46	46.00	100	60	-7.54	
*	751.1824	15.81	peak	25.95	41.76	46.00	100	255	-4.24	
	875.5911	9.14	peak	27.97	37.11	46.00	100	135	-8.89	



Radiated Emission Measurement

Operator: Leon

File :1

Data :#2

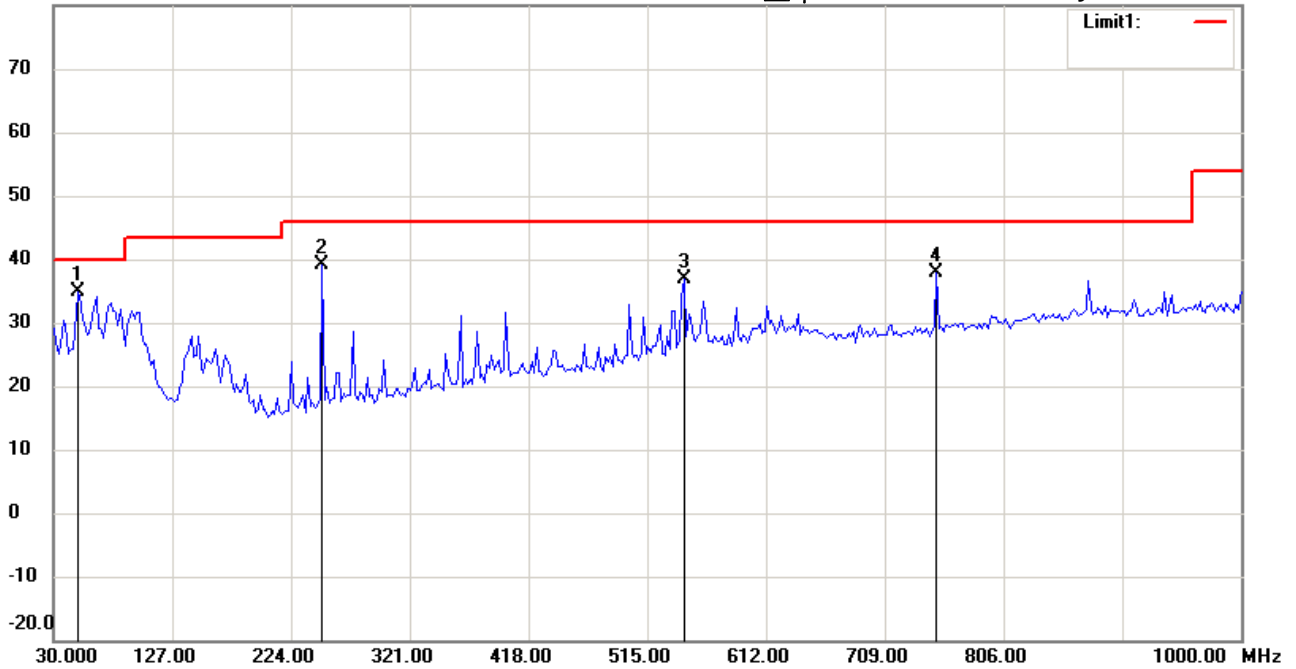
Date: 2015/3/21

Temperature:24 °C

80.0 dBuV/m

Time: 上午 08:59:59

Humidity:60 %



Site : Chamber

Condition : FCC\_part 15 RE-Class E\_30-1000MHz

Polarization: *Vertical*

EUT : W6M21410-14560-R

Power : 120 Va.c.

M/N:

Distance: 3m

Test Mode : TX 802.11n 20M CH48

Note :

Mk.	Frequency (MHz)	Reading (dBuV)	Detector	Corr. factor (dB/m)	Result (dBuV/m)	Limit (dBuV/m)	Ant.Pos (cm)	Tab.Pos (deg.)	Margin (dB)	Comment
*	49.4388	20.12	peak	14.65	34.77	40.00	100	70	-5.23	
	249.6593	24.61	peak	14.44	39.05	46.00	100	135	-6.95	
	545.1303	15.13	peak	21.73	36.86	46.00	100	110	-9.14	
	751.1824	11.83	peak	25.95	37.78	46.00	100	60	-8.22	



Address:6F.,No.58,Ln 188,Ruey Kuang Rd,Neihu,Taipei  
 Tel:+886-2-6606-8877  
 Fax:+886-2-6606-8875

Radiated Emission Measurement

Operator: Leon

File :3

Data :#1

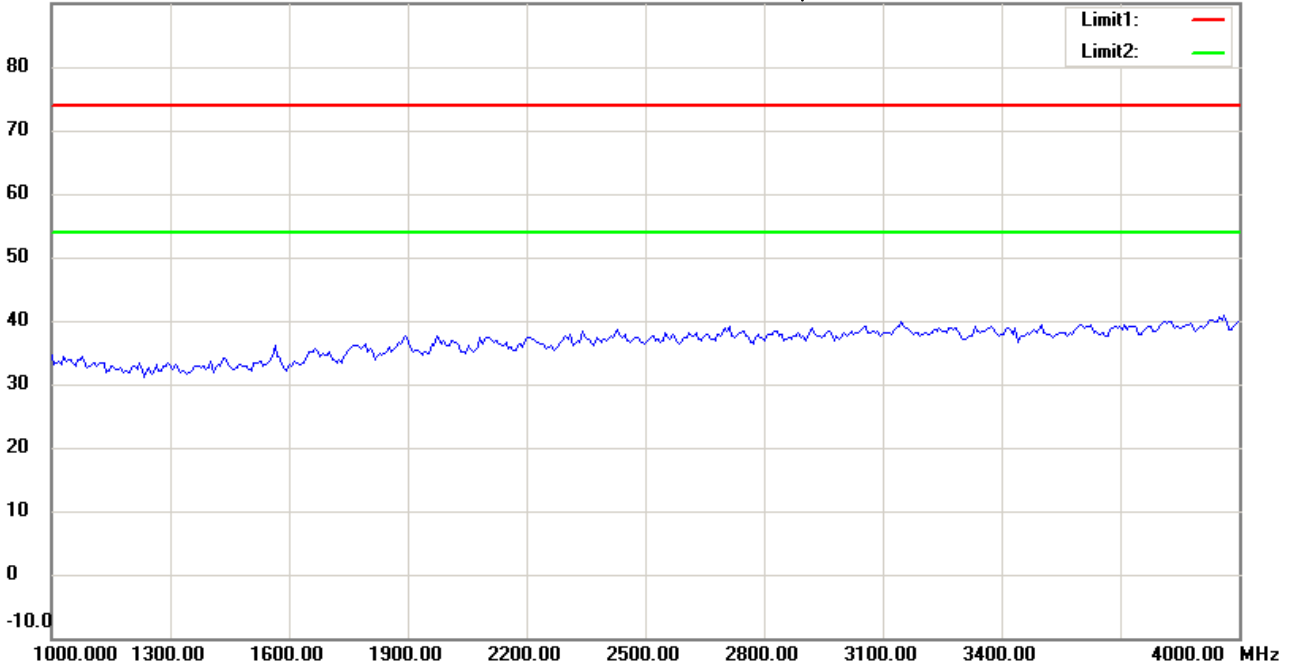
Date: 2015/3/21

Temperature:24 °C

90.0 dBuV/m

Time: 上午 11:10:07

Humidity:60 %



Site : Chamber

Condition : FCC\_part 15E RE\_Above 1GHz\_PK

EUT : W6M21410-14560-R

M/N:

Test Mode : TX 802.11n 20M CH48

Note :

Polarization: *Horizontal*

Power : 120 Va.c.

Distance: 3m

Mk.	Frequency (MHz)	Reading (dBuV)	Detector	Corr. factor (dB/m)	Result (dBuV/m)	Limit (dBuV/m)	Ant.Pos (cm)	Tab.Pos (deg.)	Margin (dB)	Comment
-----	-----------------	----------------	----------	---------------------	-----------------	----------------	--------------	----------------	-------------	---------

\*:Maximum data    x:Over limit    !:over margin



Radiated Emission Measurement

Operator: Leon

File :3

Data :#7

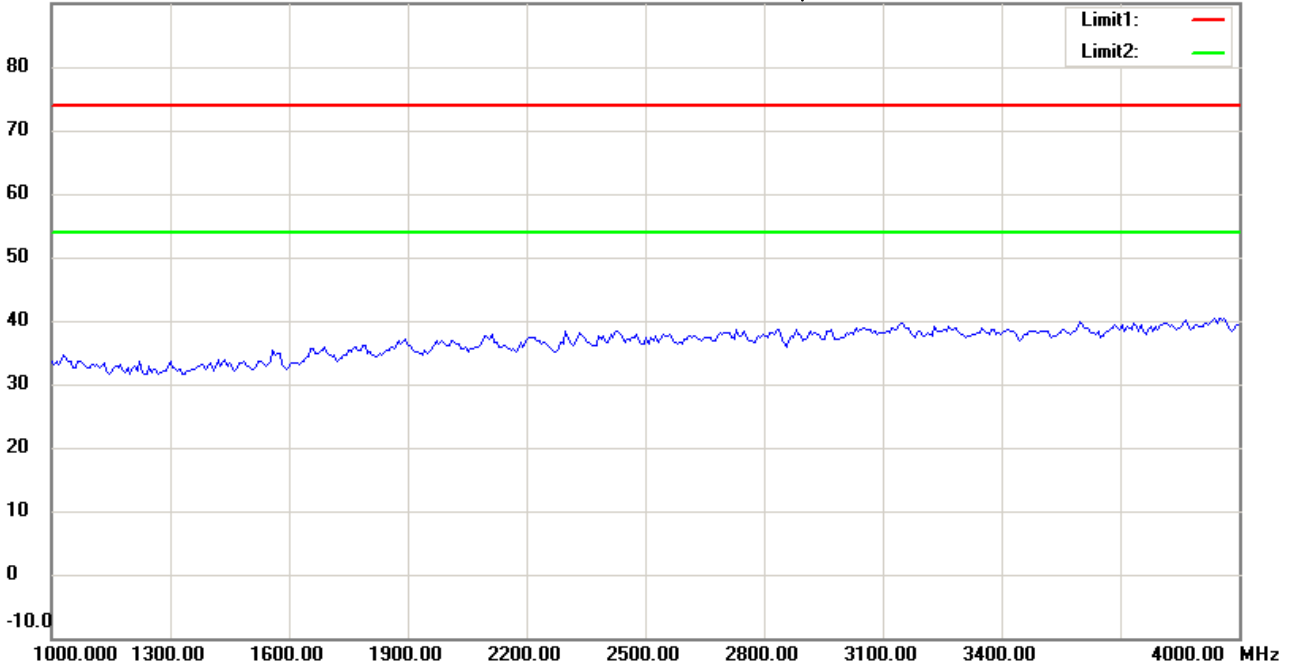
Date: 2015/3/21

Temperature:24 °C

90.0 dBuV/m

Time: 上午 11:13:48

Humidity:60 %



Site : Chamber

Condition : FCC\_part 15E RE\_Above 1GHz\_PK

Polarization: *Vertical*

EUT : W6M21410-14560-R

Power : 120 Va.c.

M/N:

Distance: 3m

Test Mode : TX 802.11n 20M CH48

Note :

Mk.	Frequency (MHz)	Reading (dBuV)	Detector	Corr. factor (dB/m)	Result (dBuV/m)	Limit (dBuV/m)	Ant.Pos (cm)	Tab.Pos (deg.)	Margin (dB)	Comment
-----	-----------------	----------------	----------	---------------------	-----------------	----------------	--------------	----------------	-------------	---------



Radiated Emission Measurement

Operator: Leon

File :3

Data :#2

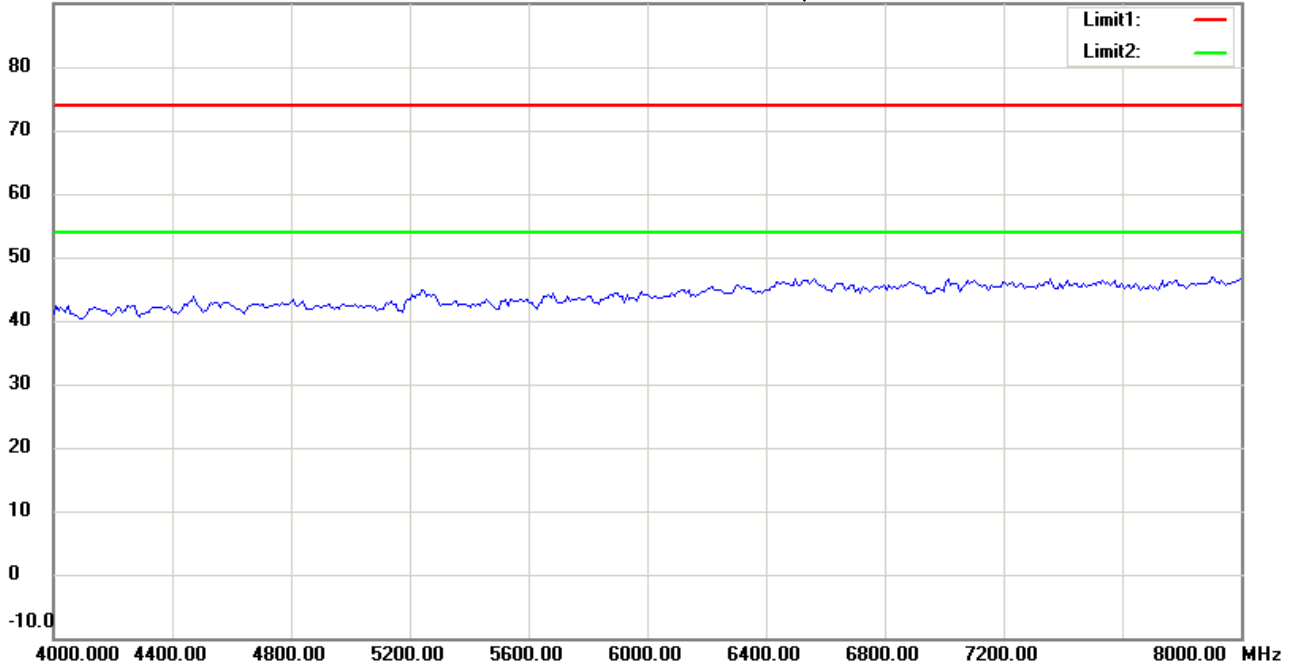
Date: 2015/3/21

Temperature:24 °C

90.0 dBuV/m

Time: 上午 11:11:31

Humidity:60 %



Site : Chamber

Condition : FCC\_part 15E RE\_Above 1GHz\_PK

EUT : W6M21410-14560-R

M/N:

Test Mode : TX 802.11n 20M CH48

Note :

Polarization: *Horizontal*

Power : 120 Va.c.

Distance: 3m

Mk.	Frequency (MHz)	Reading (dBuV)	Detector	Corr. factor (dB/m)	Result (dBuV/m)	Limit (dBuV/m)	Ant.Pos (cm)	Tab.Pos (deg.)	Margin (dB)	Comment
-----	-----------------	----------------	----------	---------------------	-----------------	----------------	--------------	----------------	-------------	---------



**Radiated Emission Measurement**

Operator: Leon

File :3

Data :#8

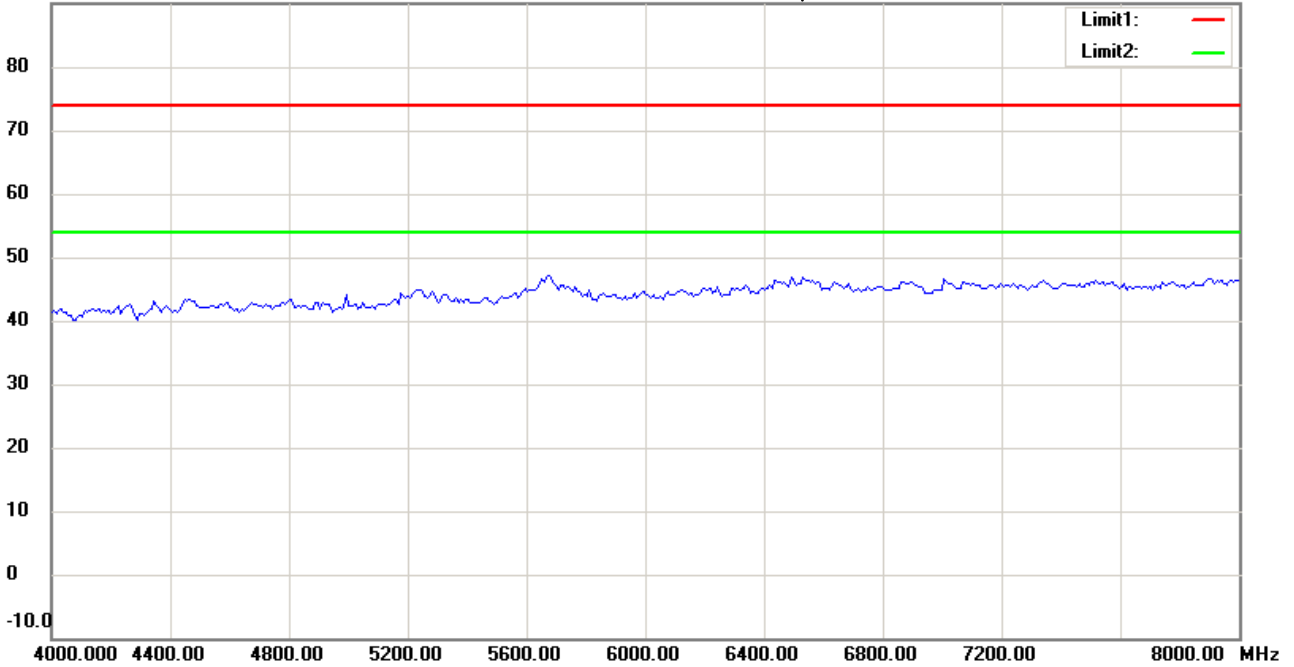
Date: 2015/3/21

Temperature:24 °C

90.0 dBuV/m

Time: 上午 11:15:13

Humidity:60 %



Site : Chamber

Condition : FCC\_part 15E RE\_Above 1GHz\_PK

EUT : W6M21410-14560-R

M/N:

Test Mode : TX 802.11n 20M CH48

Note :

Polarization: *Vertical*

Power : 120 Va.c.

Distance: 3m

Mk.	Frequency (MHz)	Reading (dBuV)	Detector	Corr. factor (dB/m)	Result (dBuV/m)	Limit (dBuV/m)	Ant.Pos (cm)	Tab.Pos (deg.)	Margin (dB)	Comment
-----	-----------------	----------------	----------	---------------------	-----------------	----------------	--------------	----------------	-------------	---------



Radiated Emission Measurement

Operator: Leon

File :3

Data :#3

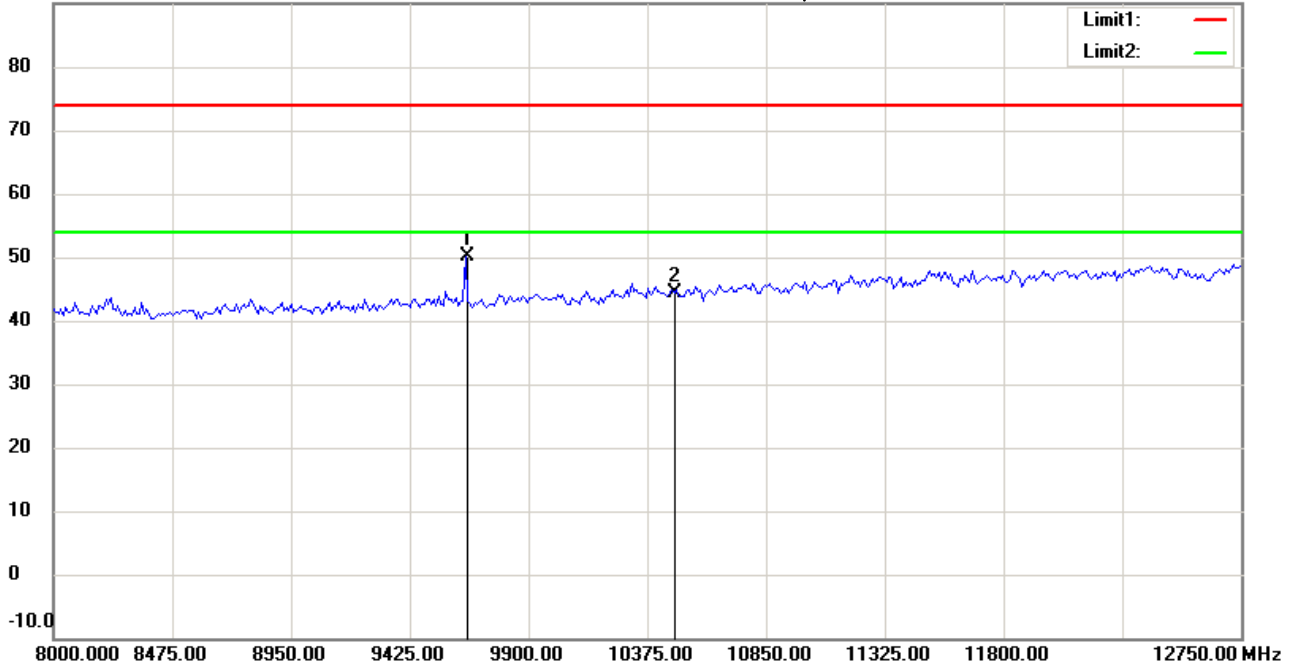
Date: 2015/3/21

Temperature:24 °C

90.0 dBuV/m

Time: 上午 11:12:25

Humidity:60 %



Site : Chamber

Condition : FCC\_part 15E RE\_Above 1GHz\_PK

Polarization: *Horizontal*

EUT : W6M21410-14560-R

Power : 120 V.a.c.

M/N:

Distance: 3m

Test Mode : TX 802.11n 20M CH48

Note :

Mk.	Frequency (MHz)	Reading (dBuV)	Detector	Corr. factor (dB/m)	Result (dBuV/m)	Limit (dBuV/m)	Ant.Pos (cm)	Tab.Pos (deg.)	Margin (dB)	Comment
*	9646.794	42.70	peak	7.46	50.16	74.00	100	145	-23.84	
	10480.000	35.37	peak	9.09	44.46	74.00	100	70	-29.54	





Radiated Emission Measurement

Operator: Leon

File :3

Data :#9

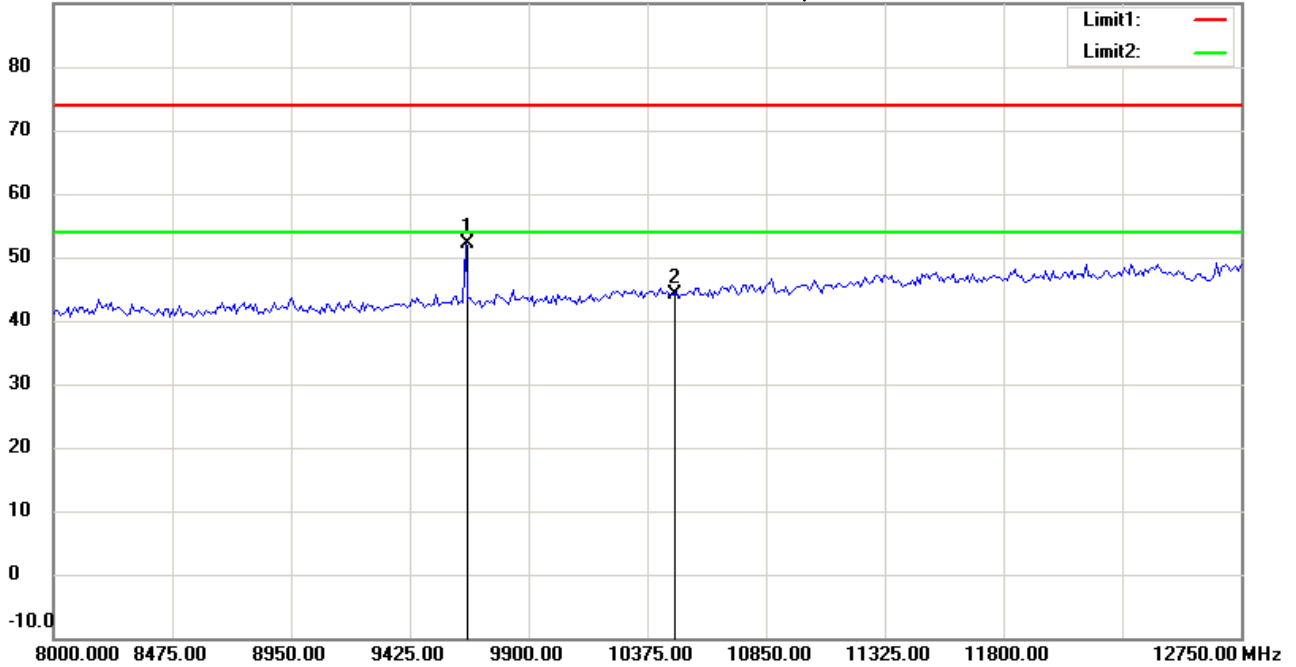
Date: 2015/3/21

Temperature:24 °C

90.0 dBuV/m

Time: 上午 11:16:02

Humidity:60 %



Site : Chamber

Condition : FCC\_part 15E RE\_Above 1GHz\_PK

EUT : W6M21410-14560-R

M/N:

Test Mode : TX 802.11n 20M CH48

Note :

Polarization: *Vertical*

Power : 120 V.a.c.

Distance: 3m

Mk.	Frequency (MHz)	Reading (dBuV)	Detector	Corr. factor (dB/m)	Result (dBuV/m)	Limit (dBuV/m)	Ant.Pos (cm)	Tab.Pos (deg.)	Margin (dB)	Comment
*	9646.794	44.70	peak	7.46	52.16	74.00	100	95	-21.84	
	10480.000	35.02	peak	9.09	44.11	74.00	100	140	-29.89	



Radiated Emission Measurement

Operator: Leon

File :3

Data :#4

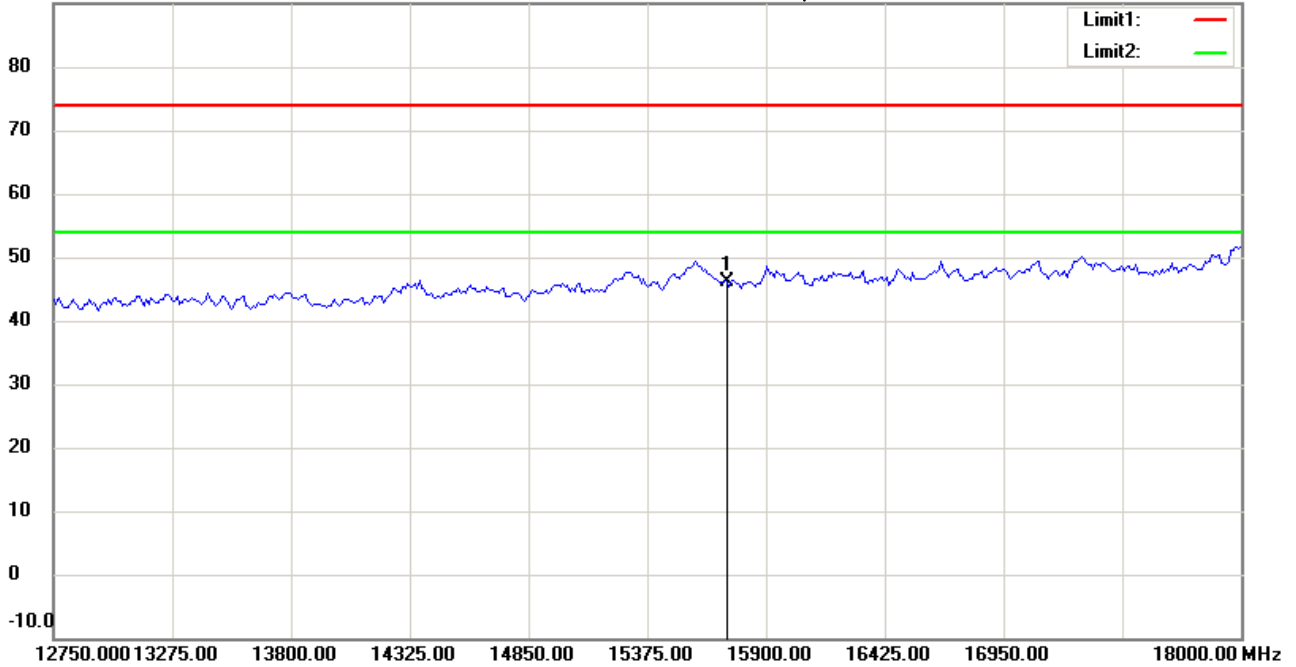
Date: 2015/3/21

Temperature:24 °C

90.0 dBuV/m

Time: 上午 11:13:18

Humidity:60 %



Site : Chamber

Condition : FCC\_part 15E RE\_Above 1GHz\_PK

EUT : W6M21410-14560-R

M/N:

Test Mode : TX 802.11n 20M CH48

Note :

Polarization: *Horizontal*

Power : 120 Va.c.

Distance: 3m

Mk.	Frequency (MHz)	Reading (dBuV)	Detector	Corr. factor (dB/m)	Result (dBuV/m)	Limit (dBuV/m)	Ant.Pos (cm)	Tab.Pos (deg.)	Margin (dB)	Comment
*	15720.000	28.88	peak	17.24	46.12	74.00	100	30	-27.88	



Radiated Emission Measurement

Operator: Leon

File :3

Data :#10

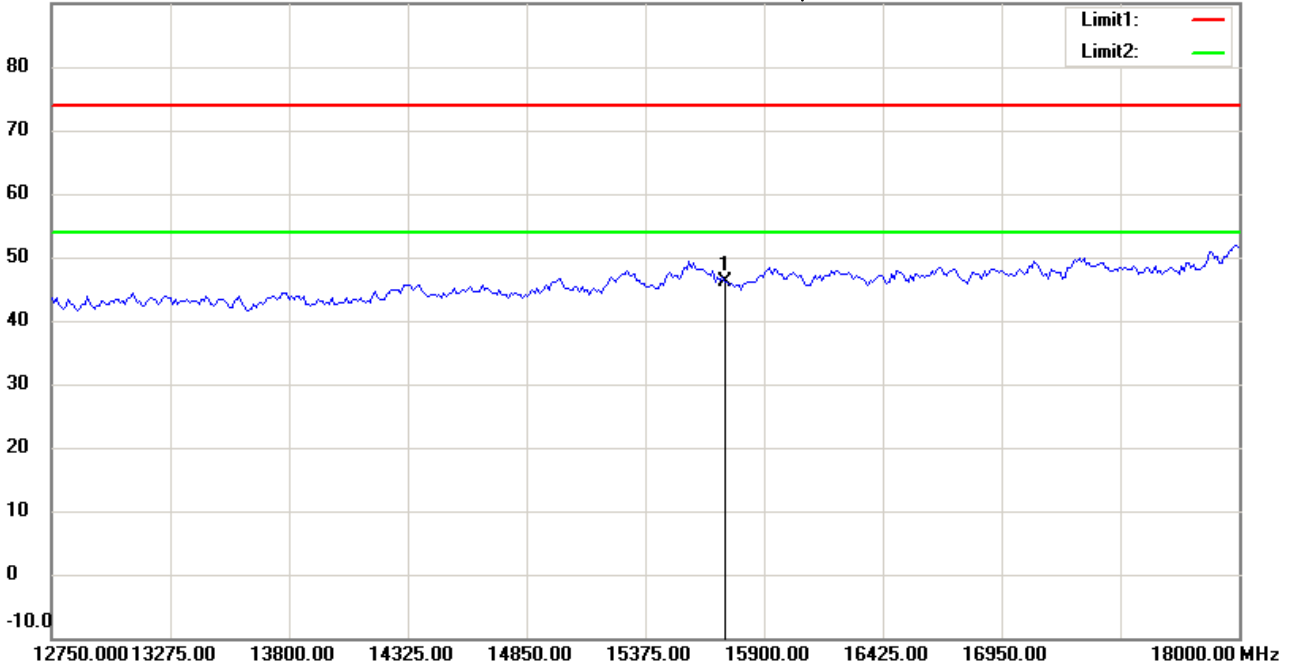
Date: 2015/3/21

Temperature:24 °C

90.0 dBuV/m

Time: 上午 11:16:55

Humidity:60 %



Site : Chamber

Condition : FCC\_part 15E RE\_Above 1GHz\_PK

EUT : W6M21410-14560-R

M/N:

Test Mode : TX 802.11n 20M CH48

Note :

Polarization: *Vertical*

Power : 120 V.a.c.

Distance: 3m

Mk.	Frequency (MHz)	Reading (dBuV)	Detector	Corr. factor (dB/m)	Result (dBuV/m)	Limit (dBuV/m)	Ant.Pos (cm)	Tab.Pos (deg.)	Margin (dB)	Comment
*	15720.000	28.77	peak	17.24	46.01	74.00	100	165	-27.99	



Radiated Emission Measurement

Operator: Leon

File :3

Data :#5

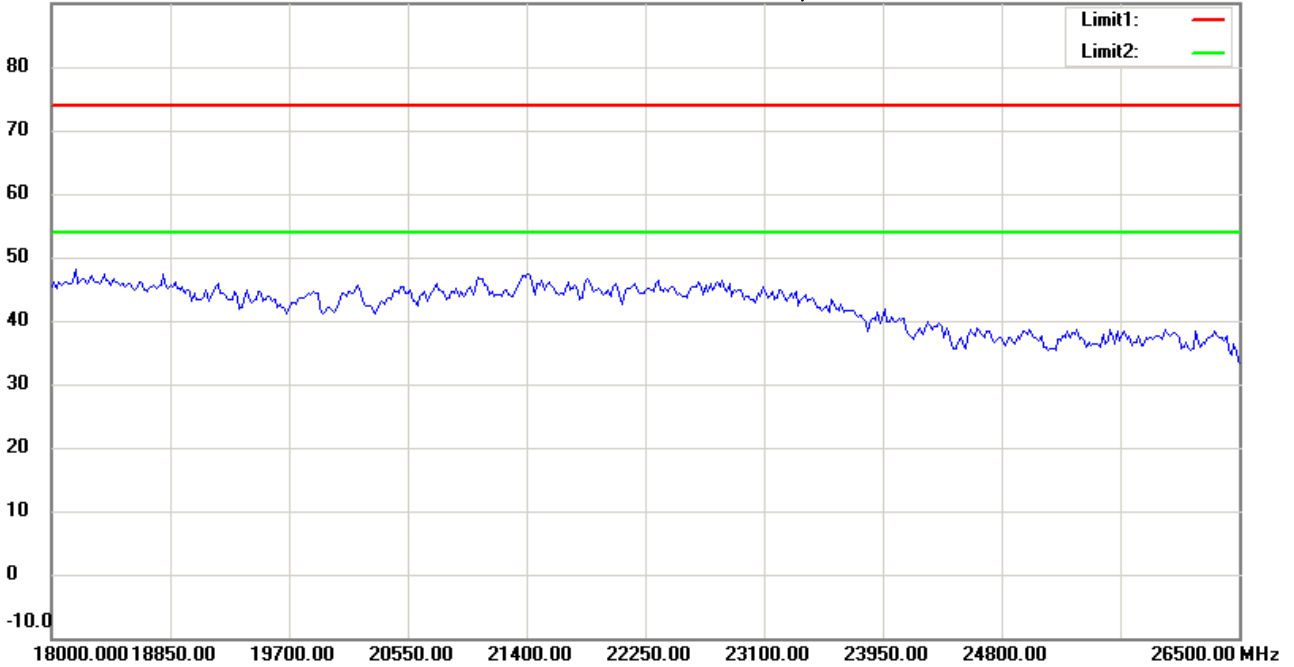
Date: 2015/3/21

Temperature:24 °C

90.0 dBuV/m

Time: 上午 11:13:28

Humidity:60 %



Site : Chamber

Condition : FCC\_part 15E RE\_Above 1GHz\_PK

EUT : W6M21410-14560-R

M/N:

Test Mode : TX 802.11n 20M CH48

Note :

Polarization: *Horizontal*

Power : 120 Va.c.

Distance: 3m

Mk.	Frequency (MHz)	Reading (dBuV)	Detector	Corr. factor (dB/m)	Result (dBuV/m)	Limit (dBuV/m)	Ant.Pos (cm)	Tab.Pos (deg.)	Margin (dB)	Comment
-----	-----------------	----------------	----------	---------------------	-----------------	----------------	--------------	----------------	-------------	---------



Address:6F.,No.58,Ln 188,Ruey Kuang Rd,Neihu,Taipei  
 Tel:+886-2-6606-8877  
 Fax:+886-2-6606-8875

**Radiated Emission Measurement**

Operator: Leon

File :3

Data :#11

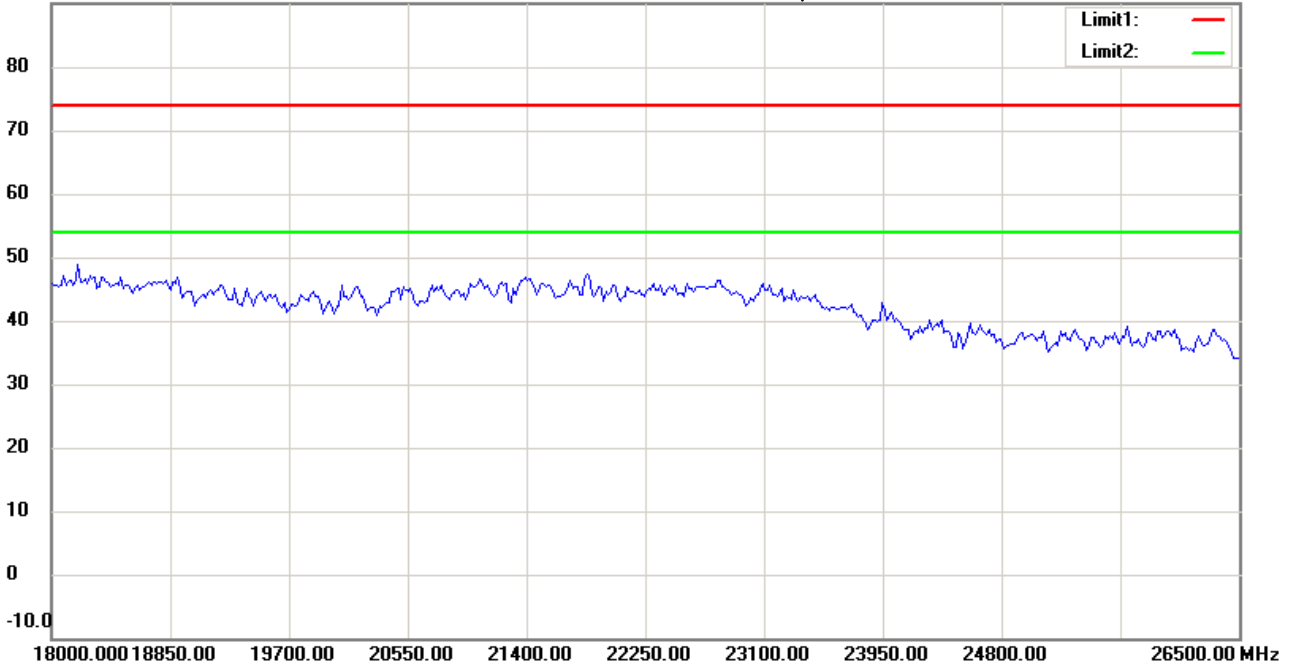
Date: 2015/3/21

Temperature:24 °C

90.0 dBuV/m

Time: 上午 11:17:05

Humidity:60 %



Site : Chamber

Condition : FCC\_part 15E RE\_Above 1GHz\_PK

EUT : W6M21410-14560-R

M/N:

Test Mode : TX 802.11n 20M CH48

Note :

Polarization: *Vertical*

Power : 120 V.a.c.

Distance: 3m

Mk.	Frequency (MHz)	Reading (dBuV)	Detector	Corr. factor (dB/m)	Result (dBuV/m)	Limit (dBuV/m)	Ant.Pos (cm)	Tab.Pos (deg.)	Margin (dB)	Comment
-----	-----------------	----------------	----------	---------------------	-----------------	----------------	--------------	----------------	-------------	---------

\*:Maximum data    x:Over limit    !:over margin



Radiated Emission Measurement

Operator: Leon

File :3

Data :#6

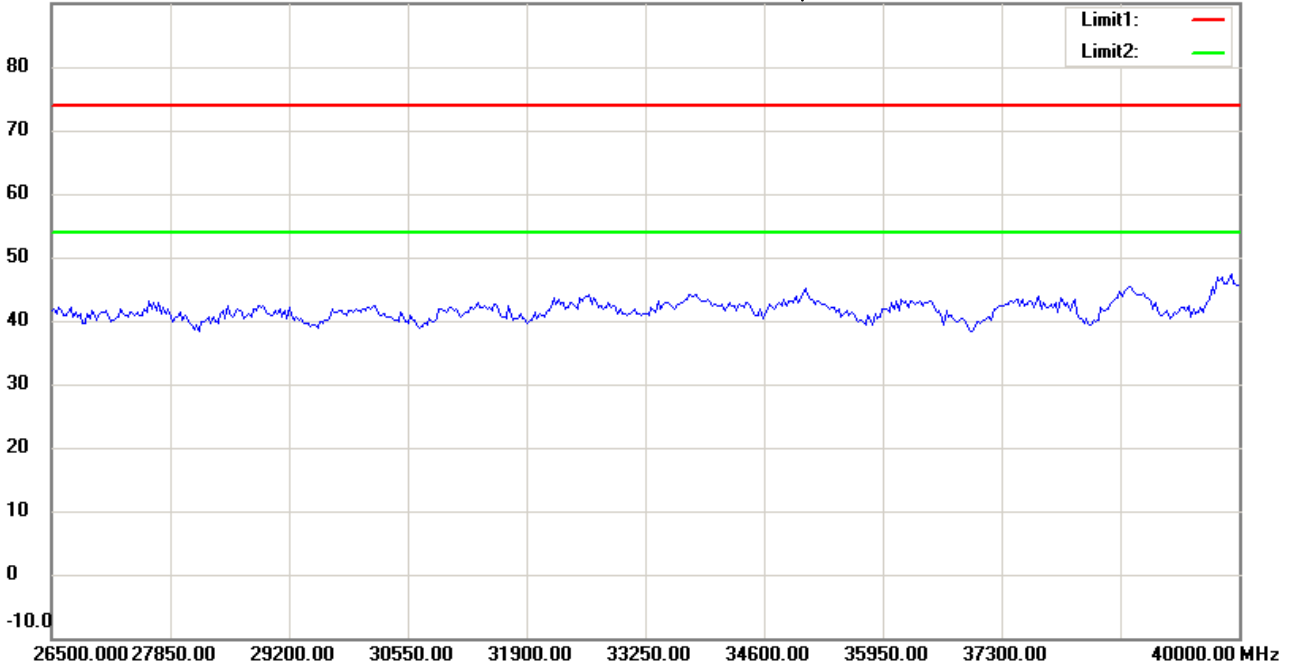
Date: 2015/3/21

Temperature:24 °C

90.0 dBuV/m

Time: 上午 11:13:38

Humidity:60 %



Site : Chamber

Condition : FCC\_part 15E RE\_Above 1GHz\_PK

EUT : W6M21410-14560-R

M/N:

Test Mode : TX 802.11n 20M CH48

Note :

Polarization: *Horizontal*

Power : 120 Va.c.

Distance: 3m

Mk.	Frequency (MHz)	Reading (dBuV)	Detector	Corr. factor (dB/m)	Result (dBuV/m)	Limit (dBuV/m)	Ant.Pos (cm)	Tab.Pos (deg.)	Margin (dB)	Comment
-----	-----------------	----------------	----------	---------------------	-----------------	----------------	--------------	----------------	-------------	---------



Radiated Emission Measurement

Operator: Leon

File :3

Data :#12

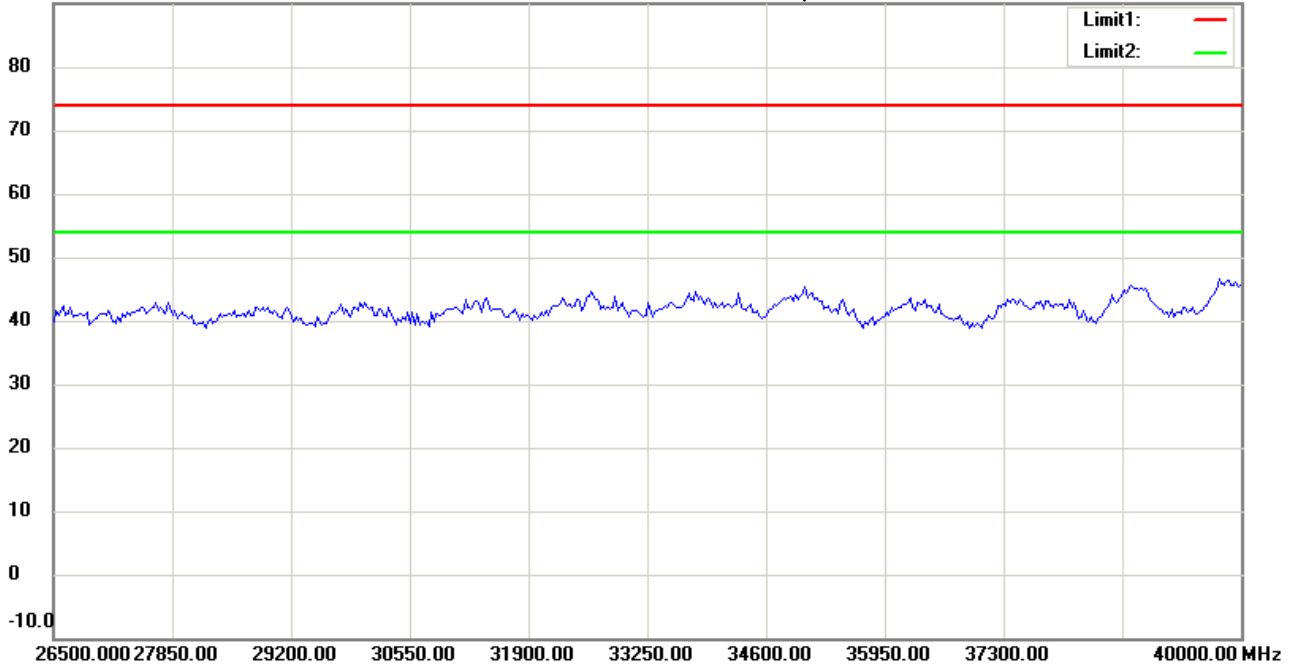
Date: 2015/3/21

Temperature:24 °C

90.0 dBuV/m

Time: 上午 11:17:15

Humidity:60 %



Site : Chamber

Condition : FCC\_part 15E RE\_Above 1GHz\_PK

EUT : W6M21410-14560-R

M/N:

Test Mode : TX 802.11n 20M CH48

Note :

Polarization: *Vertical*

Power : 120 V.a.c.

Distance: 3m

Mk.	Frequency (MHz)	Reading (dBuV)	Detector	Corr. factor (dB/m)	Result (dBuV/m)	Limit (dBuV/m)	Ant.Pos (cm)	Tab.Pos (deg.)	Margin (dB)	Comment
-----	-----------------	----------------	----------	---------------------	-----------------	----------------	--------------	----------------	-------------	---------



Radiated Emission Measurement

Operator: Leon

File :1

Data :#1

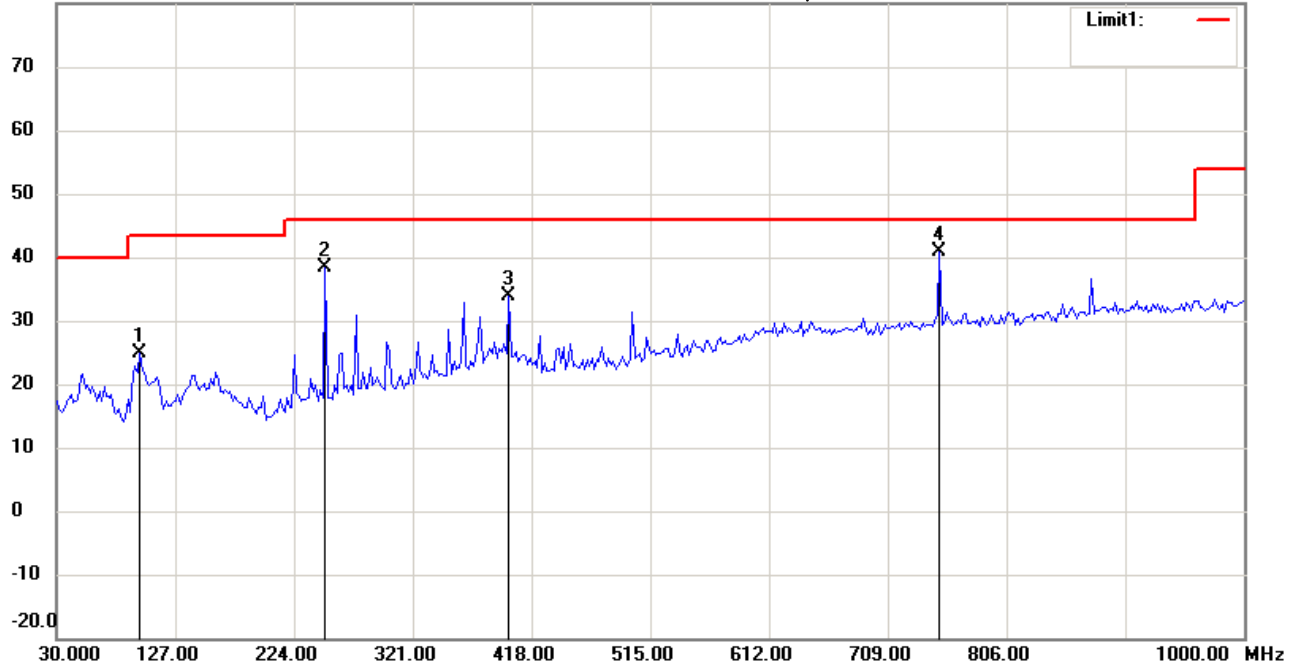
Date: 2015/3/21

Temperature:24 °C

80.0 dBuV/m

Time: 上午 09:06:50

Humidity:60 %



Site : Chamber

Condition : FCC\_part 15 RE-Class E\_30-1000MHz

EUT : W6M21410-14560-R

M/N:

Test Mode : TX 802.11n 40M CH38

Note :

Polarization: *Horizontal*

Power : 120 V.a.c.

Distance: 3m

Mk.	Frequency (MHz)	Reading (dBuV)	Detector	Corr. factor (dB/m)	Result (dBuV/m)	Limit (dBuV/m)	Ant.Pos (cm)	Tab.Pos (deg.)	Margin (dB)	Comment
	98.0361	14.07	peak	10.91	24.98	43.50	100	150	-18.52	
	249.6593	23.95	peak	14.44	38.39	46.00	100	190	-7.61	
	399.3387	15.03	peak	18.81	33.84	46.00	100	230	-12.16	
*	751.1824	14.91	peak	25.95	40.86	46.00	100	75	-5.14	





Radiated Emission Measurement

Operator: Leon

File :1

Data :#2

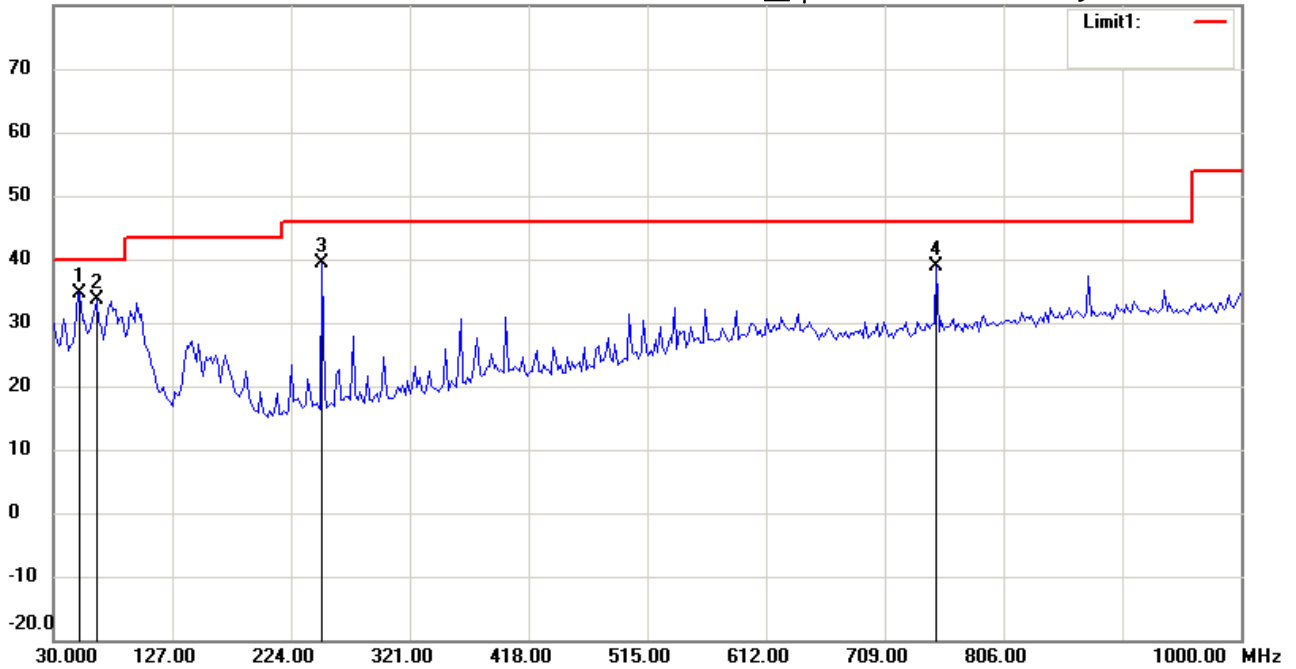
Date: 2015/3/21

Temperature:24 °C

80.0 dBuV/m

Time: 上午 09:07:35

Humidity:60 %



Site : Chamber

Condition : FCC\_part 15 RE-Class E\_30-1000MHz

Polarization: *Vertical*

EUT : W6M21410-14560-R

Power : 120 V.a.c.

M/N:

Distance: 3m

Test Mode : TX 802.11n 40M CH38

Note :

Mk.	Frequency (MHz)	Reading (dBuV)	Detector	Corr. factor (dB/m)	Result (dBuV/m)	Limit (dBuV/m)	Ant.Pos (cm)	Tab.Pos (deg.)	Margin (dB)	Comment
*	51.3828	20.31	peak	14.41	34.72	40.00	100	60	-5.28	
	64.9900	21.09	peak	12.51	33.60	40.00	100	145	-6.40	
	249.6593	24.96	peak	14.44	39.40	46.00	100	35	-6.60	
	751.1824	12.91	peak	25.95	38.86	46.00	100	110	-7.14	



Radiated Emission Measurement

Operator: Leon

File :3

Data :#1

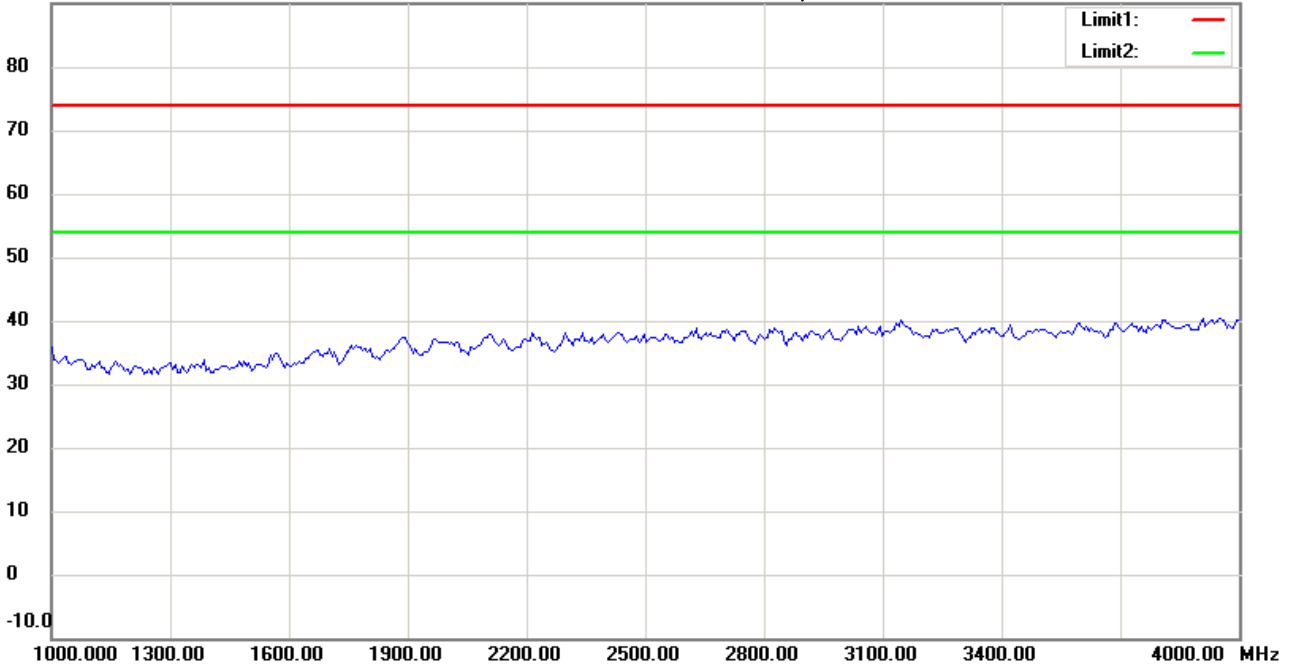
Date: 2015/3/21

Temperature:24 °C

90.0 dBuV/m

Time: 上午 11:19:35

Humidity:60 %



Site : Chamber

Condition : FCC\_part 15E RE\_Above 1GHz\_PK

EUT : W6M21410-14560-R

M/N:

Test Mode : TX 802.11n 40M CH38

Note :

Polarization: *Horizontal*

Power : 120 Va.c.

Distance: 3m

Mk.	Frequency (MHz)	Reading (dBuV)	Detector	Corr. factor (dB/m)	Result (dBuV/m)	Limit (dBuV/m)	Ant.Pos (cm)	Tab.Pos (deg.)	Margin (dB)	Comment
-----	-----------------	----------------	----------	---------------------	-----------------	----------------	--------------	----------------	-------------	---------



Radiated Emission Measurement

Operator: Leon

File :3

Data :#7

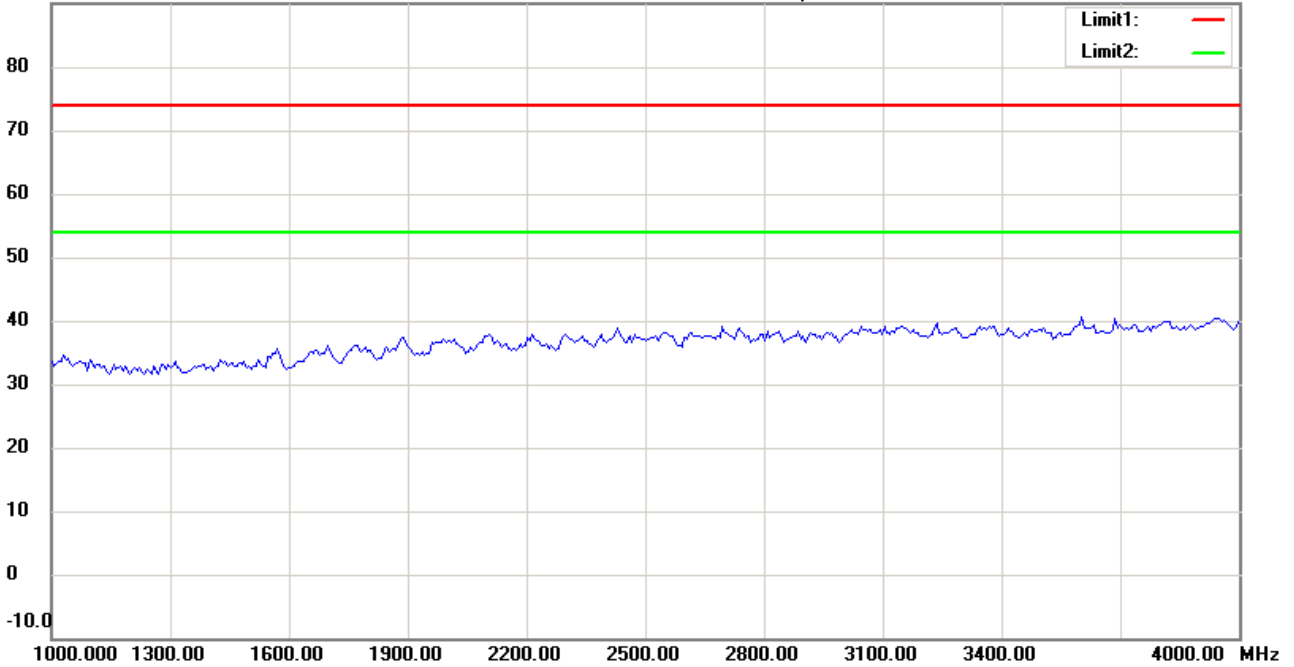
Date: 2015/3/21

Temperature:24 °C

90.0 dBuV/m

Time: 上午 11:23:46

Humidity:60 %



Site : Chamber

Condition : FCC\_part 15E RE\_Above 1GHz\_PK

EUT : W6M21410-14560-R

M/N:

Test Mode : TX 802.11n 40M CH38

Note :

Polarization: *Vertical*

Power : 120 Va.c.

Distance: 3m

Mk.	Frequency (MHz)	Reading (dBuV)	Detector	Corr. factor (dB/m)	Result (dBuV/m)	Limit (dBuV/m)	Ant.Pos (cm)	Tab.Pos (deg.)	Margin (dB)	Comment
-----	-----------------	----------------	----------	---------------------	-----------------	----------------	--------------	----------------	-------------	---------



Radiated Emission Measurement

Operator: Leon

File :3

Data :#2

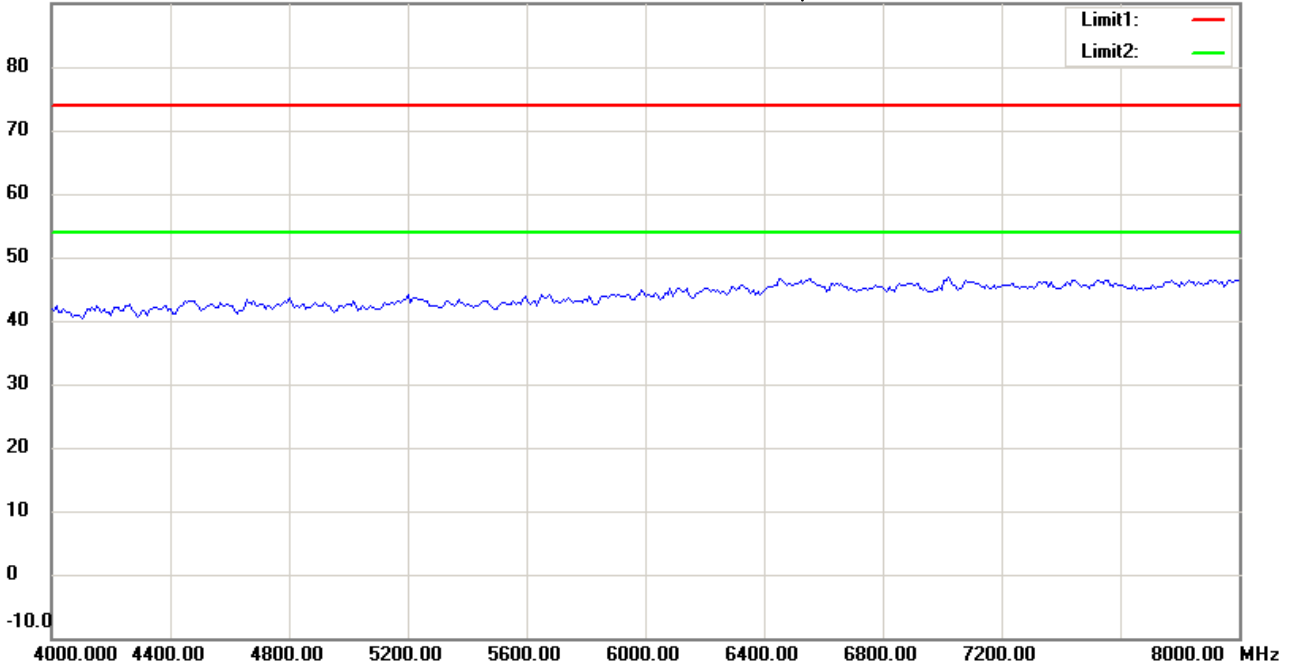
Date: 2015/3/21

Temperature:24 °C

90.0 dBuV/m

Time: 上午 11:20:59

Humidity:60 %



Site : Chamber

Condition : FCC\_part 15E RE\_Above 1GHz\_PK

EUT : W6M21410-14560-R

M/N:

Test Mode : TX 802.11n 40M CH38

Note :

Polarization: *Horizontal*

Power : 120 Va.c.

Distance: 3m

Mk.	Frequency (MHz)	Reading (dBuV)	Detector	Corr. factor (dB/m)	Result (dBuV/m)	Limit (dBuV/m)	Ant.Pos (cm)	Tab.Pos (deg.)	Margin (dB)	Comment
-----	-----------------	----------------	----------	---------------------	-----------------	----------------	--------------	----------------	-------------	---------



**Radiated Emission Measurement**

Operator: Leon

File :3

Data :#8

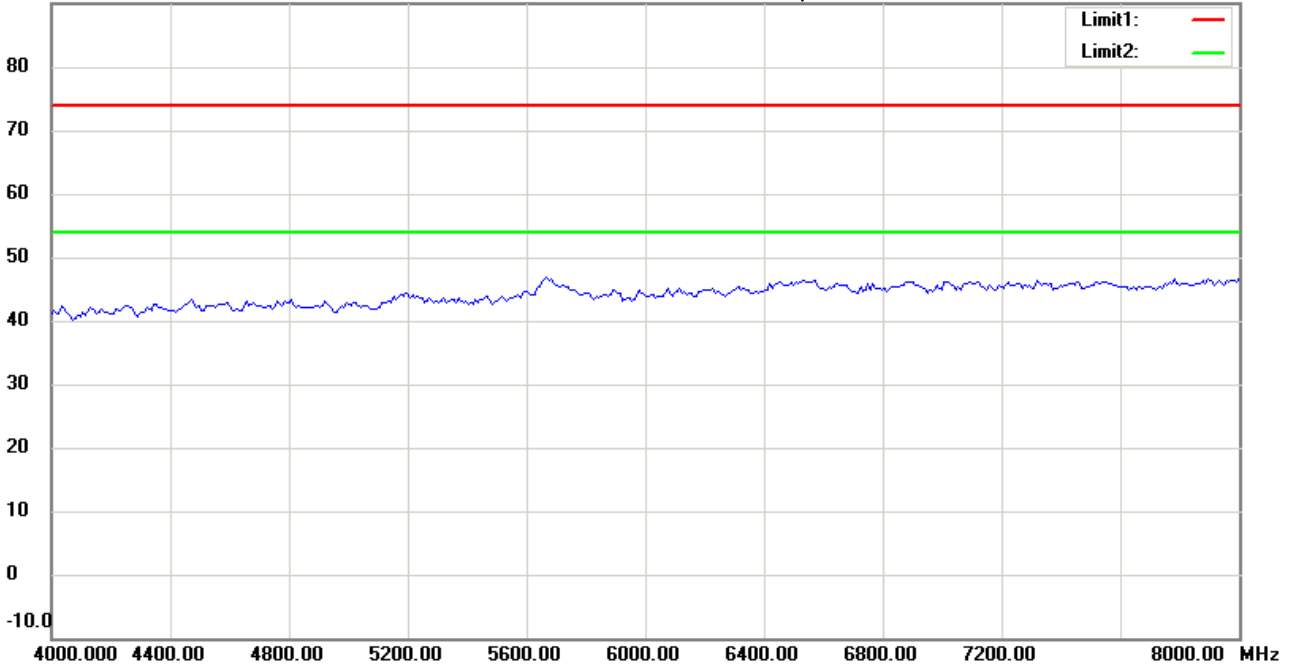
Date: 2015/3/21

Temperature:24 °C

90.0 dBuV/m

Time: 上午 11:25:11

Humidity:60 %



Site : Chamber

Condition : FCC\_part 15E RE\_Above 1GHz\_PK

EUT : W6M21410-14560-R

M/N:

Test Mode : TX 802.11n 40M CH38

Note :

Polarization: *Vertical*

Power : 120 Va.c.

Distance: 3m

Mk.	Frequency (MHz)	Reading (dBuV)	Detector	Corr. factor (dB/m)	Result (dBuV/m)	Limit (dBuV/m)	Ant.Pos (cm)	Tab.Pos (deg.)	Margin (dB)	Comment
-----	-----------------	----------------	----------	---------------------	-----------------	----------------	--------------	----------------	-------------	---------



Radiated Emission Measurement

Operator: Leon

File :3

Data :#3

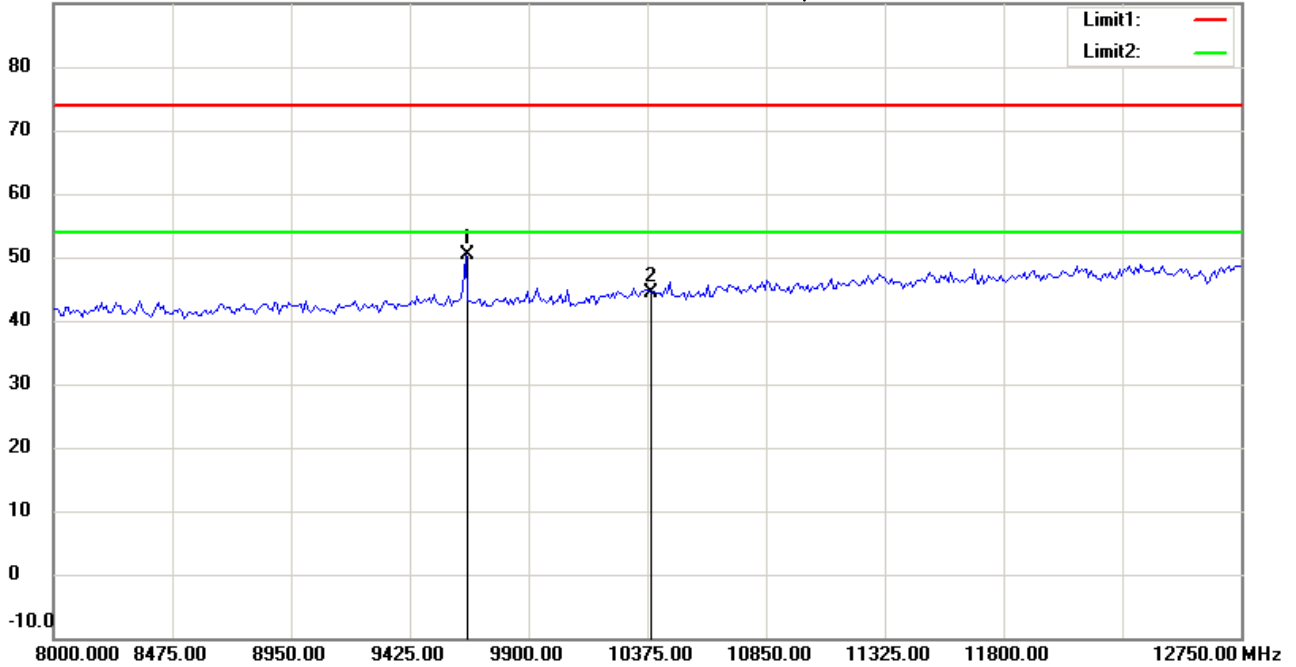
Date: 2015/3/21

Temperature:24 °C

90.0 dBuV/m

Time: 上午 11:22:18

Humidity:60 %



Site : Chamber

Condition : FCC\_part 15E RE\_Above 1GHz\_PK

Polarization: *Horizontal*

EUT : W6M21410-14560-R

Power : 120 Va.c.

M/N:

Distance: 3m

Test Mode : TX 802.11n 40M CH38

Note :

Mk.	Frequency (MHz)	Reading (dBuV)	Detector	Corr. factor (dB/m)	Result (dBuV/m)	Limit (dBuV/m)	Ant.Pos (cm)	Tab.Pos (deg.)	Margin (dB)	Comment
*	9646.794	42.96	peak	7.46	50.42	74.00	100	95	-23.58	
	10380.000	35.63	peak	8.78	44.41	74.00	100	120	-29.59	



Radiated Emission Measurement

Operator: Leon

File :3

Data :#9

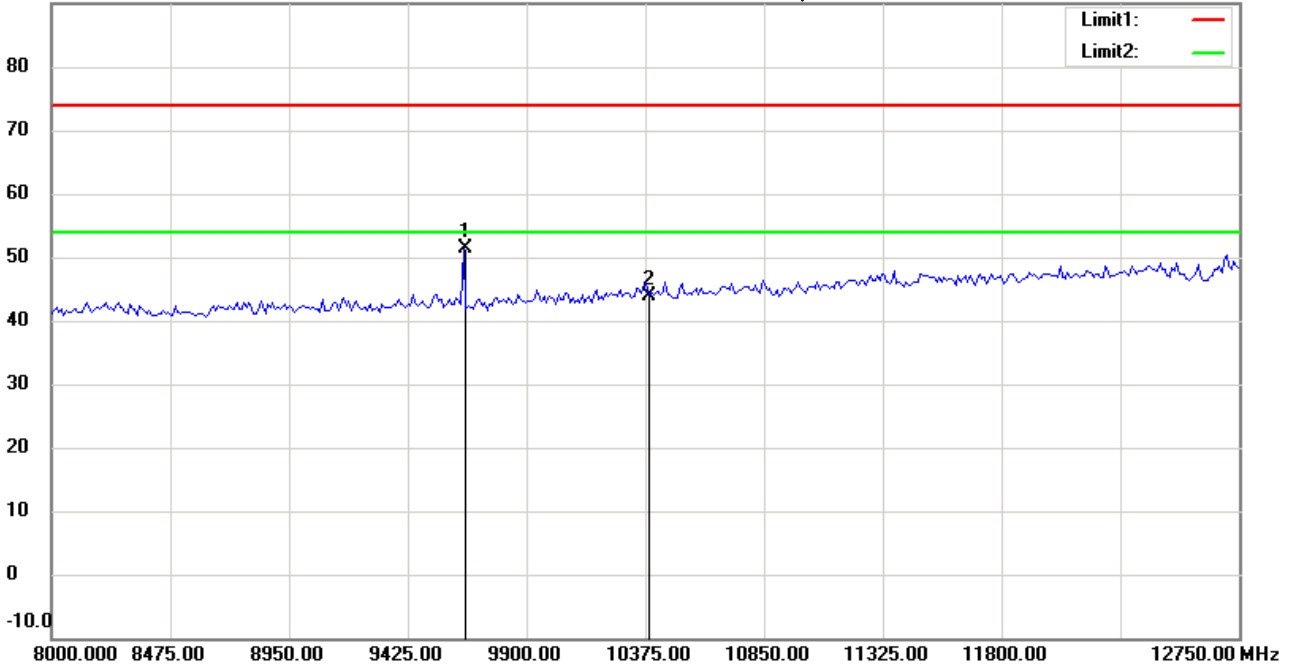
Date: 2015/3/21

Temperature:24 °C

90.0 dBuV/m

Time: 上午 11:27:21

Humidity:60 %



Site : Chamber

Condition : FCC\_part 15E RE\_Above 1GHz\_PK

Polarization: *Vertical*

EUT : W6M21410-14560-R

Power : 120 Va.c.

M/N:

Distance: 3m

Test Mode : TX 802.11n 40M CH38

Note :

Mk.	Frequency (MHz)	Reading (dBuV)	Detector	Corr. factor (dB/m)	Result (dBuV/m)	Limit (dBuV/m)	Ant.Pos (cm)	Tab.Pos (deg.)	Margin (dB)	Comment
*	9646.794	43.97	peak	7.46	51.43	74.00	100	145	-22.57	
	10380.000	35.05	peak	8.78	43.83	74.00	100	130	-30.17	



Radiated Emission Measurement

Operator: Leon

File :3

Data :#4

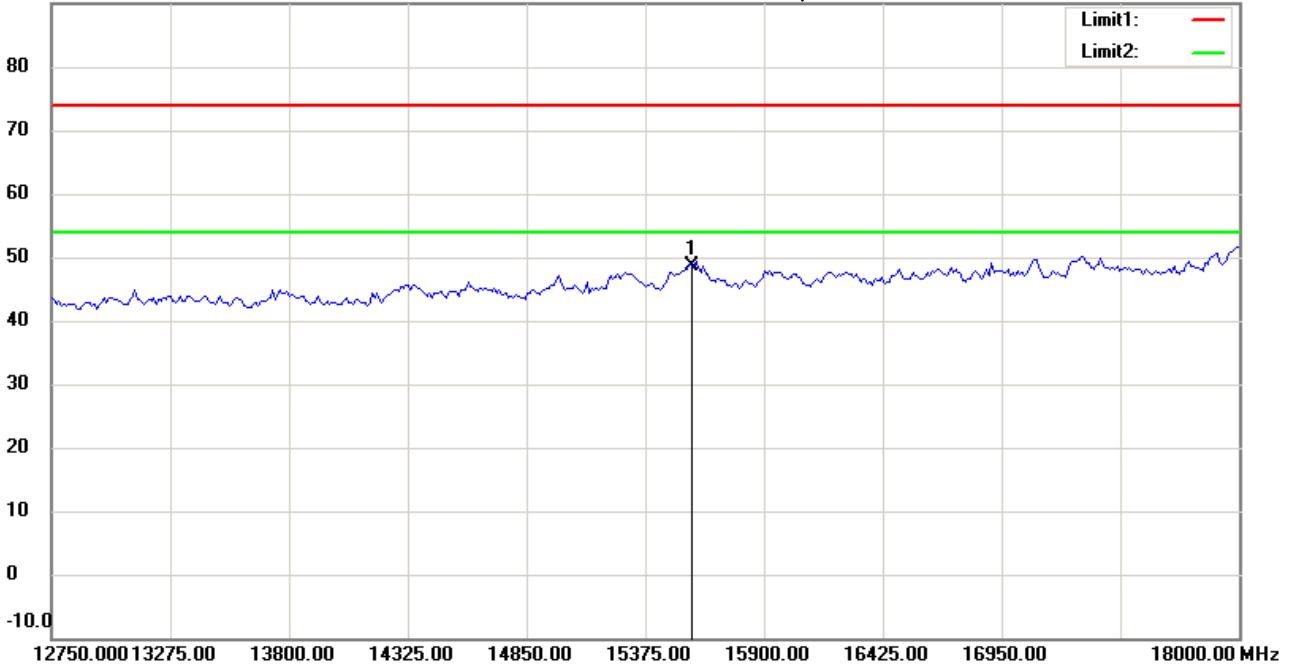
Date: 2015/3/21

Temperature:24 °C

90.0 dBuV/m

Time: 上午 11:23:11

Humidity:60 %



Site : Chamber

Condition : FCC\_part 15E RE\_Above 1GHz\_PK

Polarization: *Horizontal*

EUT : W6M21410-14560-R

Power : 120 Va.c.

M/N:

Distance: 3m

Test Mode : TX 802.11n 40M CH38

Note :

Mk.	Frequency (MHz)	Reading (dBuV)	Detector	Corr. factor (dB/m)	Result (dBuV/m)	Limit (dBuV/m)	Ant.Pos (cm)	Tab.Pos (deg.)	Margin (dB)	Comment
*	15570.000	29.45	peak	19.16	48.61	74.00	100	175	-25.39	





Radiated Emission Measurement

Operator: Leon

File :3

Data :#10

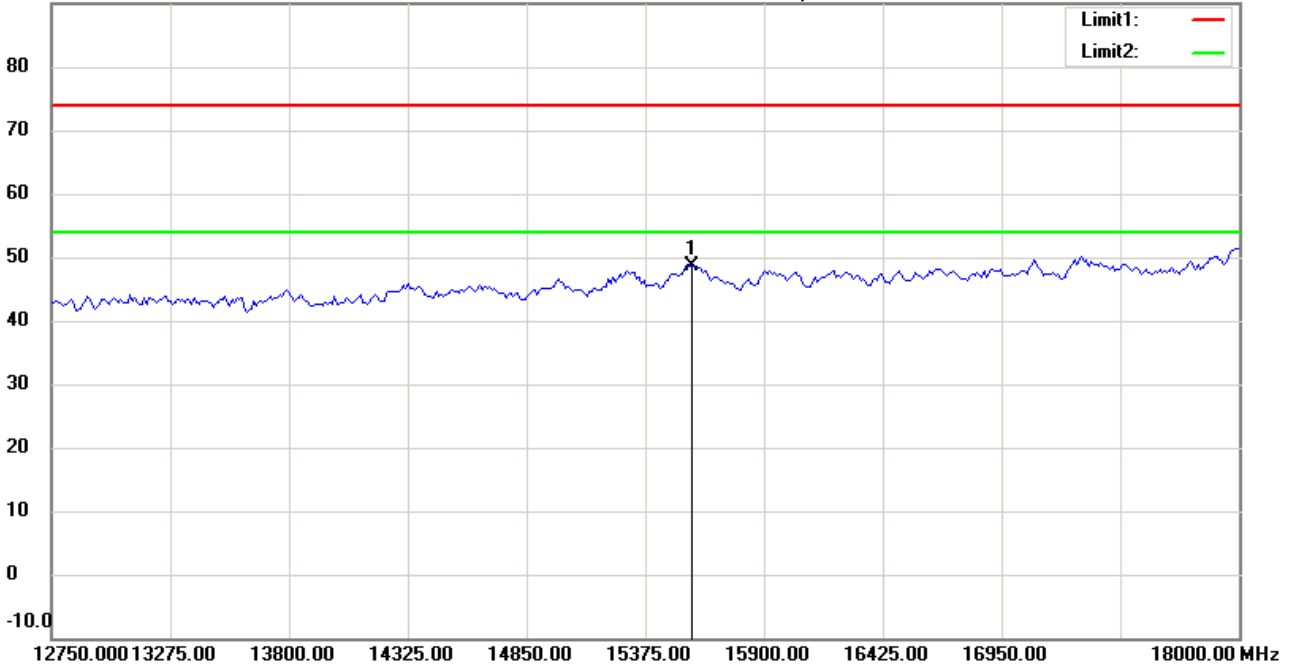
Date: 2015/3/21

Temperature:24 °C

90.0 dBuV/m

Time: 上午 11:28:14

Humidity:60 %



Site : Chamber

Condition : FCC\_part 15E RE\_Above 1GHz\_PK

EUT : W6M21410-14560-R

M/N:

Test Mode : TX 802.11n 40M CH38

Note :

Polarization: *Vertical*

Power : 120 Va.c.

Distance: 3m

Mk.	Frequency (MHz)	Reading (dBuV)	Detector	Corr. factor (dB/m)	Result (dBuV/m)	Limit (dBuV/m)	Ant.Pos (cm)	Tab.Pos (deg.)	Margin (dB)	Comment
*	15570.000	29.51	peak	19.16	48.67	74.00	100	155	-25.33	



Radiated Emission Measurement

Operator: Leon

File :3

Data :#5

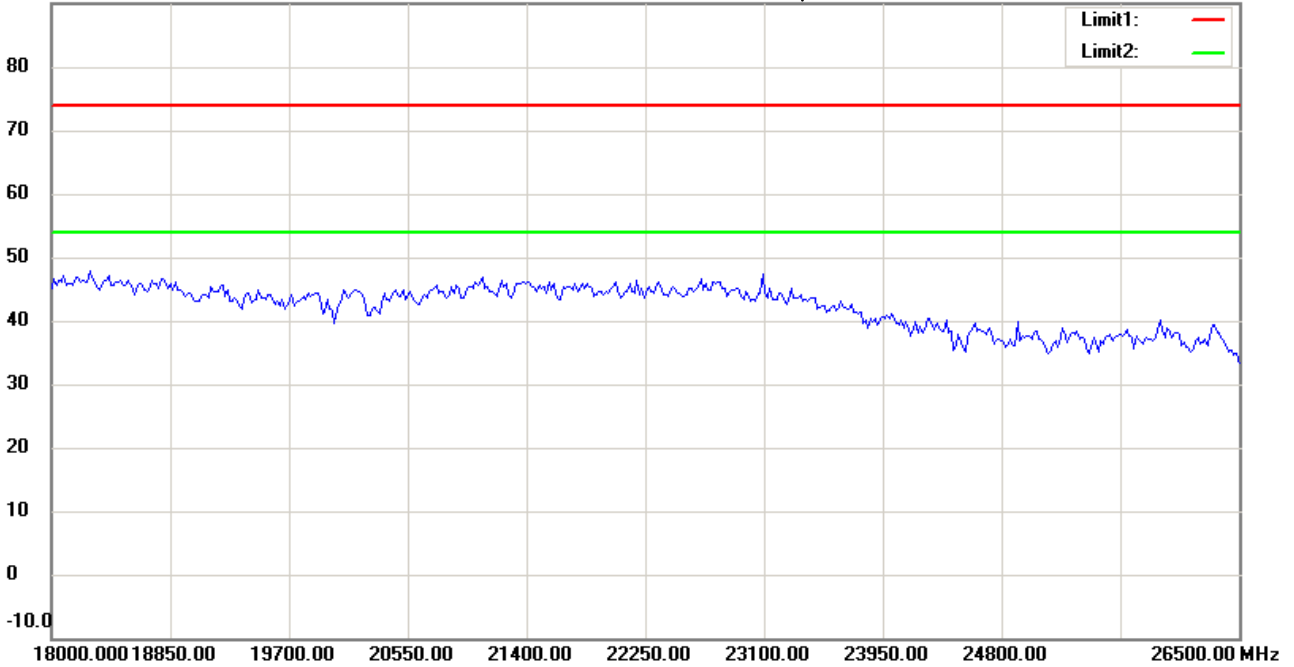
Date: 2015/3/21

Temperature:24 °C

90.0 dBuV/m

Time: 上午 11:23:21

Humidity:60 %



Site : Chamber

Condition : FCC\_part 15E RE\_Above 1GHz\_PK

EUT : W6M21410-14560-R

M/N:

Test Mode : TX 802.11n 40M CH38

Note :

Polarization: *Horizontal*

Power : 120 Va.c.

Distance: 3m

Mk.	Frequency (MHz)	Reading (dBuV)	Detector	Corr. factor (dB/m)	Result (dBuV/m)	Limit (dBuV/m)	Ant.Pos (cm)	Tab.Pos (deg.)	Margin (dB)	Comment
-----	-----------------	----------------	----------	---------------------	-----------------	----------------	--------------	----------------	-------------	---------



Radiated Emission Measurement

Operator: Leon

File :3

Data :#11

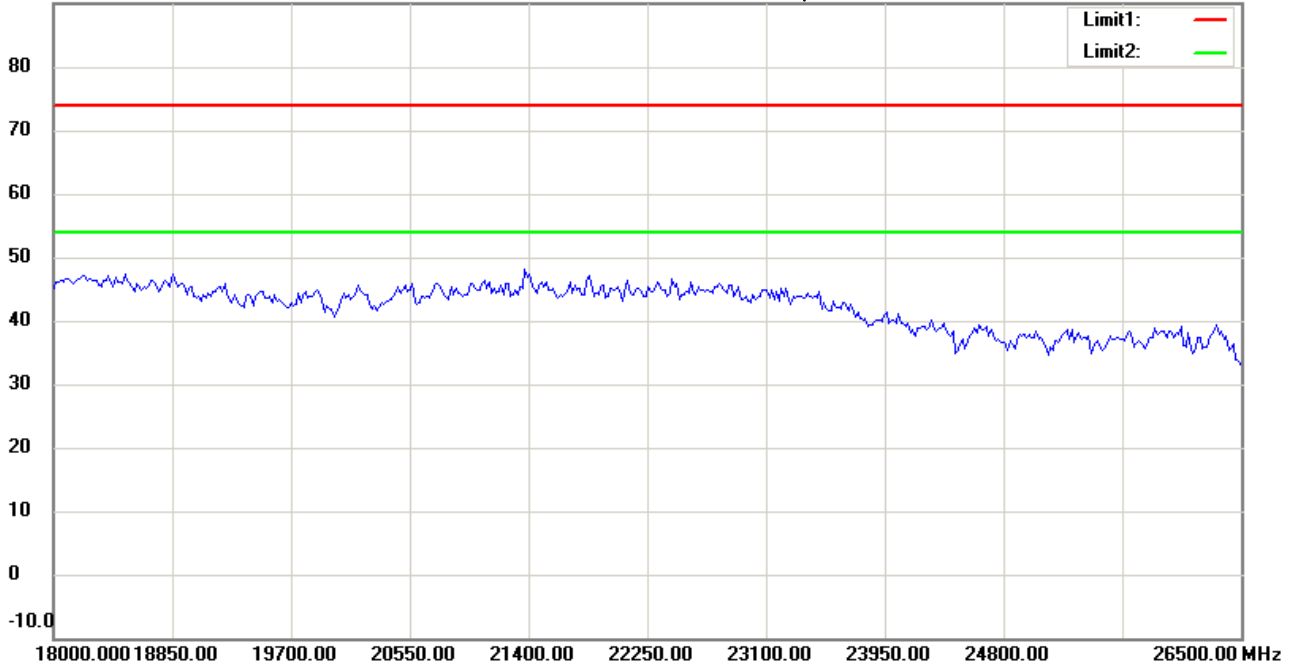
Date: 2015/3/21

Temperature:24 °C

90.0 dBuV/m

Time: 上午 11:28:24

Humidity:60 %



Site : Chamber

Condition : FCC\_part 15E RE\_Above 1GHz\_PK

EUT : W6M21410-14560-R

M/N:

Test Mode : TX 802.11n 40M CH38

Note :

Polarization: *Vertical*

Power : 120 V.a.c.

Distance: 3m

Mk.	Frequency (MHz)	Reading (dBuV)	Detector	Corr. factor (dB/m)	Result (dBuV/m)	Limit (dBuV/m)	Ant.Pos (cm)	Tab.Pos (deg.)	Margin (dB)	Comment
-----	-----------------	----------------	----------	---------------------	-----------------	----------------	--------------	----------------	-------------	---------



Radiated Emission Measurement

Operator: Leon

File :3

Data :#6

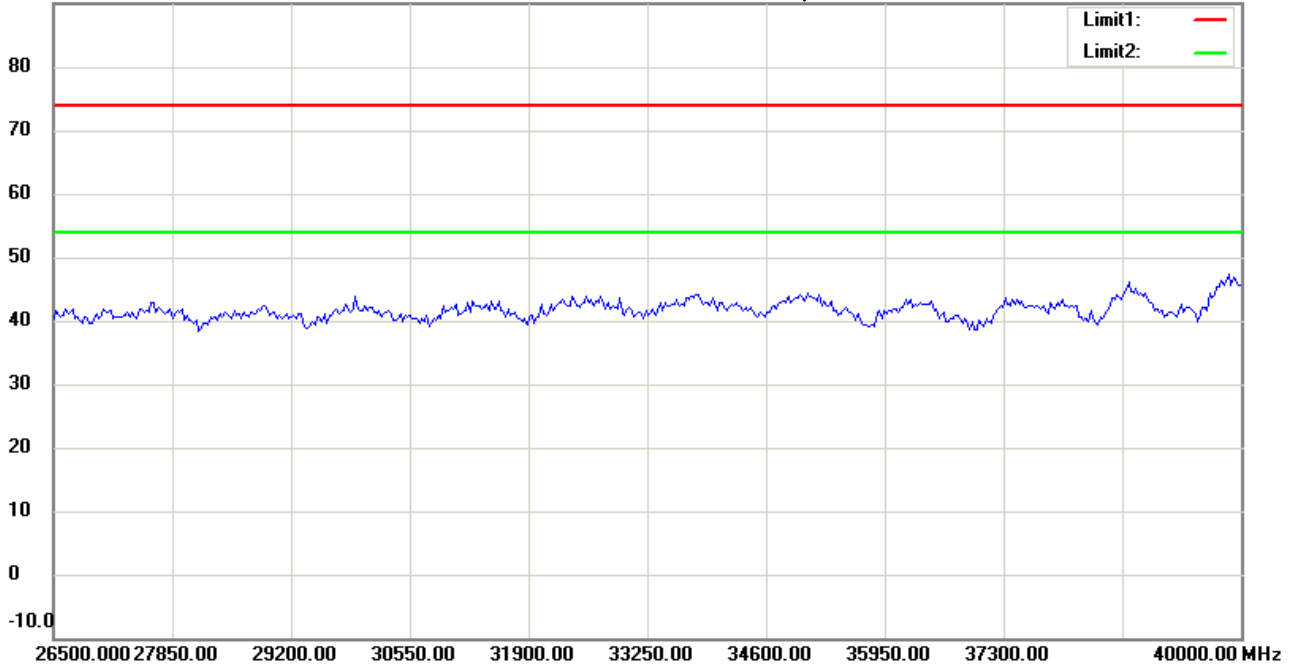
Date: 2015/3/21

Temperature:24 °C

90.0 dBuV/m

Time: 上午 11:23:31

Humidity:60 %



Site : Chamber

Condition : FCC\_part 15E RE\_Above 1GHz\_PK

EUT : W6M21410-14560-R

M/N:

Test Mode : TX 802.11n 40M CH38

Note :

Polarization: *Horizontal*

Power : 120 Va.c.

Distance: 3m

Mk.	Frequency (MHz)	Reading (dBuV)	Detector	Corr. factor (dB/m)	Result (dBuV/m)	Limit (dBuV/m)	Ant.Pos (cm)	Tab.Pos (deg.)	Margin (dB)	Comment
-----	-----------------	----------------	----------	---------------------	-----------------	----------------	--------------	----------------	-------------	---------



**Radiated Emission Measurement**

Operator: Leon

File :3

Data :#12

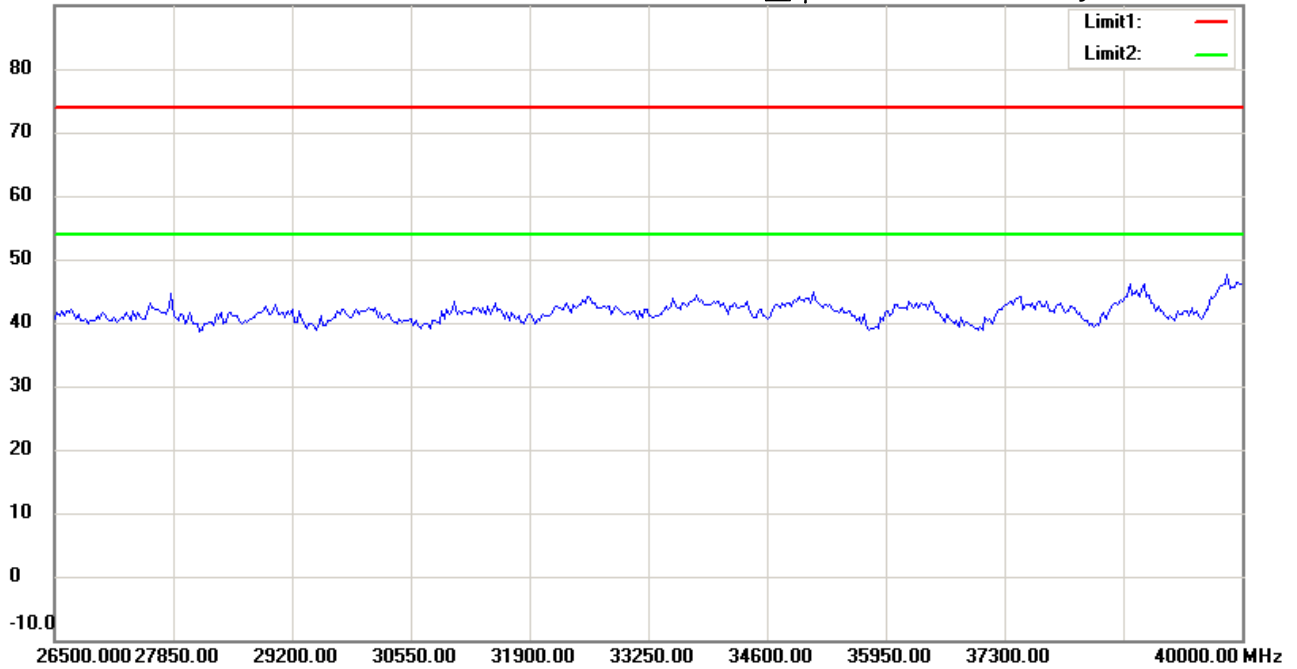
Date: 2015/3/21

Temperature:24 °C

90.0 dBuV/m

Time: 上午 11:28:34

Humidity:60 %



Site : Chamber

Condition : FCC\_part 15E RE\_Above 1GHz\_PK

EUT : W6M21410-14560-R

M/N:

Test Mode : TX 802.11n 40M CH38

Note :

Polarization: *Vertical*

Power : 120 Va.c.

Distance: 3m

Mk.	Frequency (MHz)	Reading (dBuV)	Detector	Corr. factor (dB/m)	Result (dBuV/m)	Limit (dBuV/m)	Ant.Pos (cm)	Tab.Pos (deg.)	Margin (dB)	Comment
-----	-----------------	----------------	----------	---------------------	-----------------	----------------	--------------	----------------	-------------	---------



Radiated Emission Measurement

Operator: Leon

File :1

Data :#1

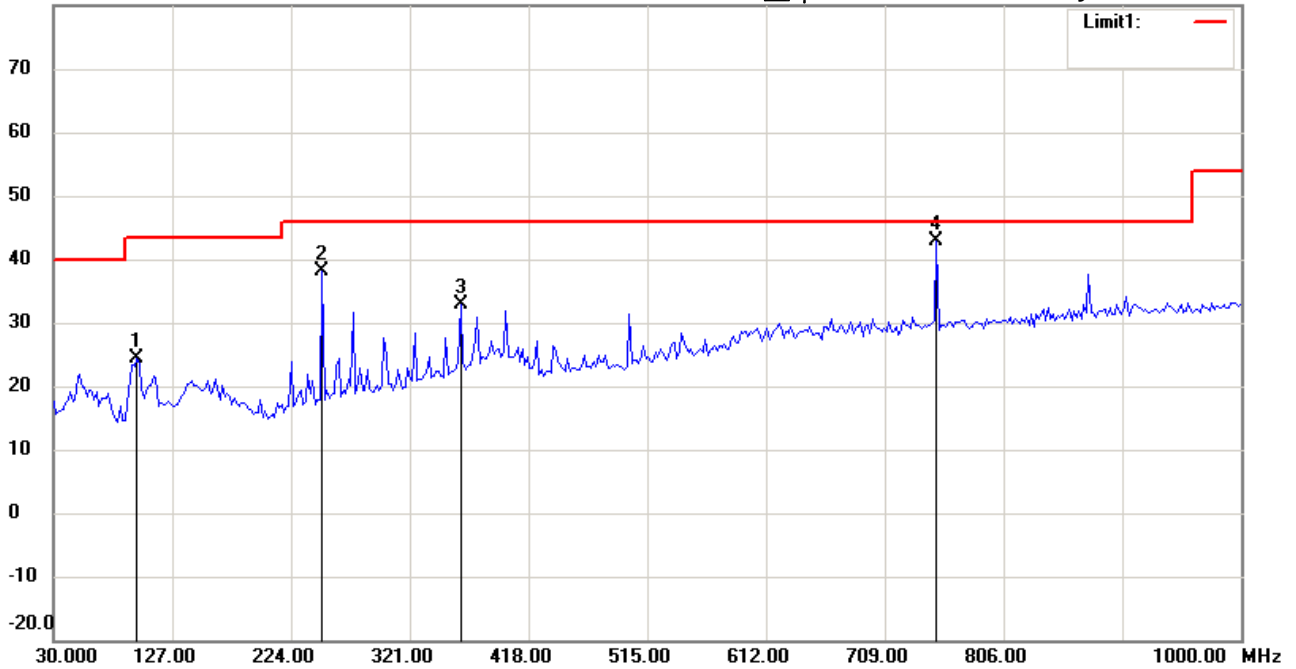
Date: 2015/3/21

Temperature:24 °C

80.0 dBuV/m

Time: 上午 09:09:34

Humidity:60 %



Site : Chamber

Condition : FCC\_part 15 RE-Class E\_30-1000MHz

Polarization: *Horizontal*

EUT : W6M21410-14560-R

Power : 120 Va.c.

M/N:

Distance: 3m

Test Mode : TX 802.11n 40M CH46

Note :

Mk.	Frequency (MHz)	Reading (dBuV)	Detector	Corr. factor (dB/m)	Result (dBuV/m)	Limit (dBuV/m)	Ant.Pos (cm)	Tab.Pos (deg.)	Margin (dB)	Comment
	98.0361	13.41	peak	10.91	24.32	43.50	100	60	-19.18	
	249.6593	23.68	peak	14.44	38.12	46.00	100	155	-7.88	
	362.4048	15.26	peak	17.68	32.94	46.00	100	195	-13.06	
*	751.1824	16.88	peak	25.95	42.83	46.00	100	70	-3.17	



Radiated Emission Measurement

Operator: Leon

File :1

Data :#2

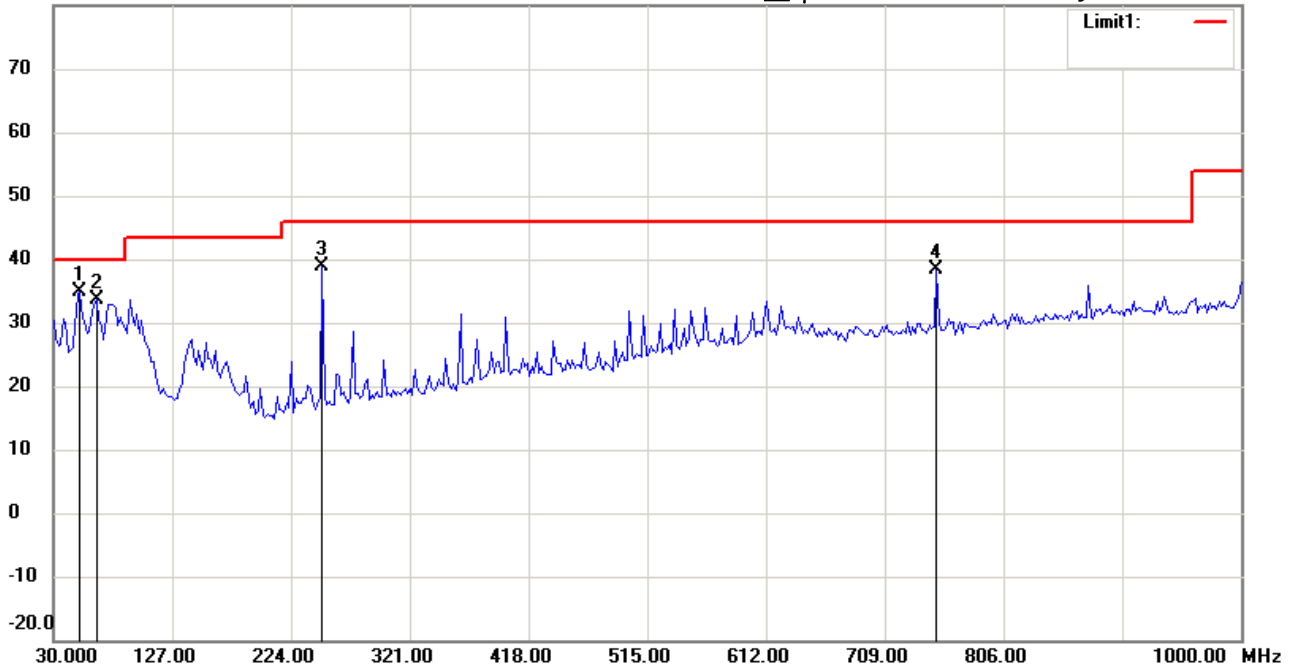
Date: 2015/3/21

Temperature:24 °C

80.0 dBuV/m

Time: 上午 09:10:19

Humidity:60 %



Site : Chamber

Condition : FCC\_part 15 RE-Class E\_30-1000MHz

Polarization: *Vertical*

EUT : W6M21410-14560-R

Power : 120 V.a.c.

M/N:

Distance: 3m

Test Mode : TX 802.11n 40M CH46

Note :

Mk.	Frequency (MHz)	Reading (dBuV)	Detector	Corr. factor (dB/m)	Result (dBuV/m)	Limit (dBuV/m)	Ant.Pos (cm)	Tab.Pos (deg.)	Margin (dB)	Comment
*	51.3828	20.46	peak	14.41	34.87	40.00	100	65	-5.13	
	64.9900	21.05	peak	12.51	33.56	40.00	100	120	-6.44	
	249.6593	24.55	peak	14.44	38.99	46.00	100	110	-7.01	
	751.1824	12.31	peak	25.95	38.26	46.00	100	175	-7.74	



Radiated Emission Measurement

Operator: Leon

File :3

Data :#1

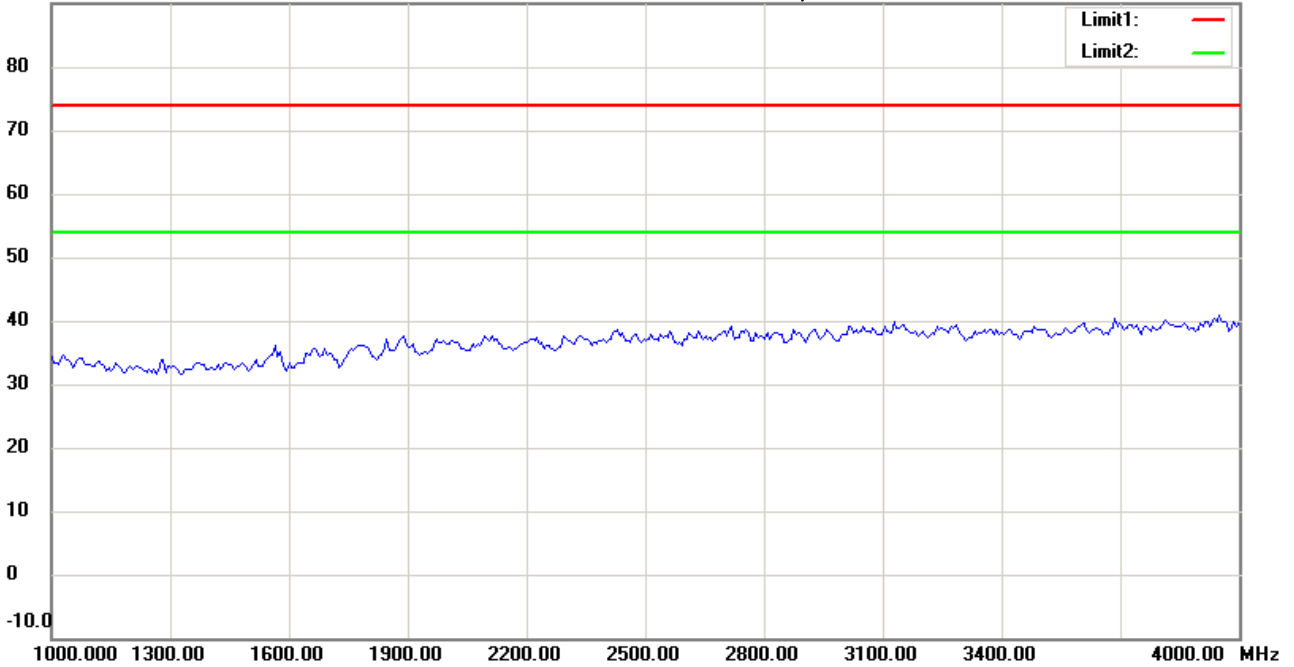
Date: 2015/3/21

Temperature:24 °C

90.0 dBuV/m

Time: 上午 11:31:24

Humidity:60 %



Site : Chamber

Condition : FCC\_part 15E RE\_Above 1GHz\_PK

EUT : W6M21410-14560-R

M/N:

Test Mode : TX 802.11n 40M CH46

Note :

Polarization: *Horizontal*

Power : 120 Va.c.

Distance: 3m

Mk.	Frequency (MHz)	Reading (dBuV)	Detector	Corr. factor (dB/m)	Result (dBuV/m)	Limit (dBuV/m)	Ant.Pos (cm)	Tab.Pos (deg.)	Margin (dB)	Comment
-----	-----------------	----------------	----------	---------------------	-----------------	----------------	--------------	----------------	-------------	---------





Address:6F.,No.58,Ln 188,Ruey Kuang Rd,Neihu,Taipei  
 Tel:+886-2-6606-8877  
 Fax:+886-2-6606-8875

Radiated Emission Measurement

Operator: Leon

File :3

Data :#7

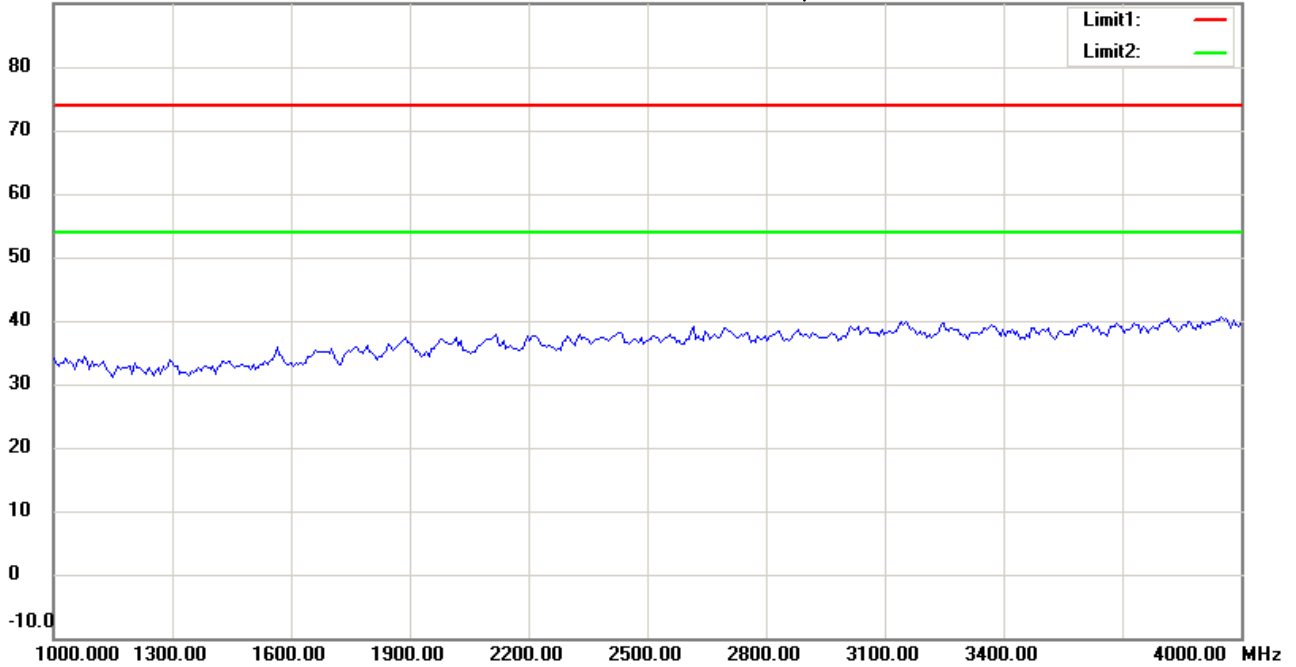
Date: 2015/3/21

Temperature:24 °C

90.0 dBuV/m

Time: 上午 11:35:00

Humidity:60 %



Site : Chamber

Condition : FCC\_part 15E RE\_Above 1GHz\_PK

EUT : W6M21410-14560-R

M/N:

Test Mode : TX 802.11n 40M CH46

Note :

Polarization: *Vertical*

Power : 120 Va.c.

Distance: 3m

Mk.	Frequency (MHz)	Reading (dBuV)	Detector	Corr. factor (dB/m)	Result (dBuV/m)	Limit (dBuV/m)	Ant.Pos (cm)	Tab.Pos (deg.)	Margin (dB)	Comment
-----	-----------------	----------------	----------	---------------------	-----------------	----------------	--------------	----------------	-------------	---------

\*:Maximum data    x:Over limit    !:over margin



Radiated Emission Measurement

Operator: Leon

File :3

Data :#2

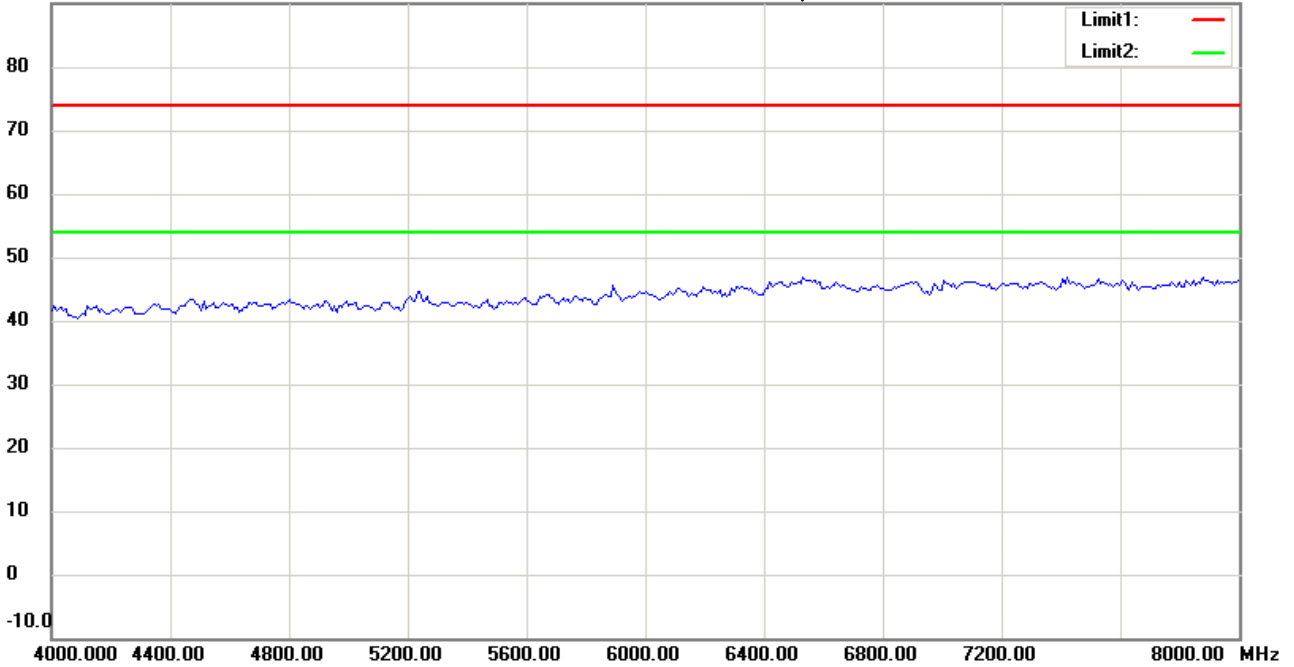
Date: 2015/3/21

Temperature:24 °C

90.0 dBuV/m

Time: 上午 11:32:48

Humidity:60 %



Site : Chamber

Condition : FCC\_part 15E RE\_Above 1GHz\_PK

EUT : W6M21410-14560-R

M/N:

Test Mode : TX 802.11n 40M CH46

Note :

Polarization: *Horizontal*

Power : 120 Va.c.

Distance: 3m

Mk.	Frequency (MHz)	Reading (dBuV)	Detector	Corr. factor (dB/m)	Result (dBuV/m)	Limit (dBuV/m)	Ant.Pos (cm)	Tab.Pos (deg.)	Margin (dB)	Comment
-----	-----------------	----------------	----------	---------------------	-----------------	----------------	--------------	----------------	-------------	---------



Radiated Emission Measurement

Operator: Leon

File :3

Data :#8

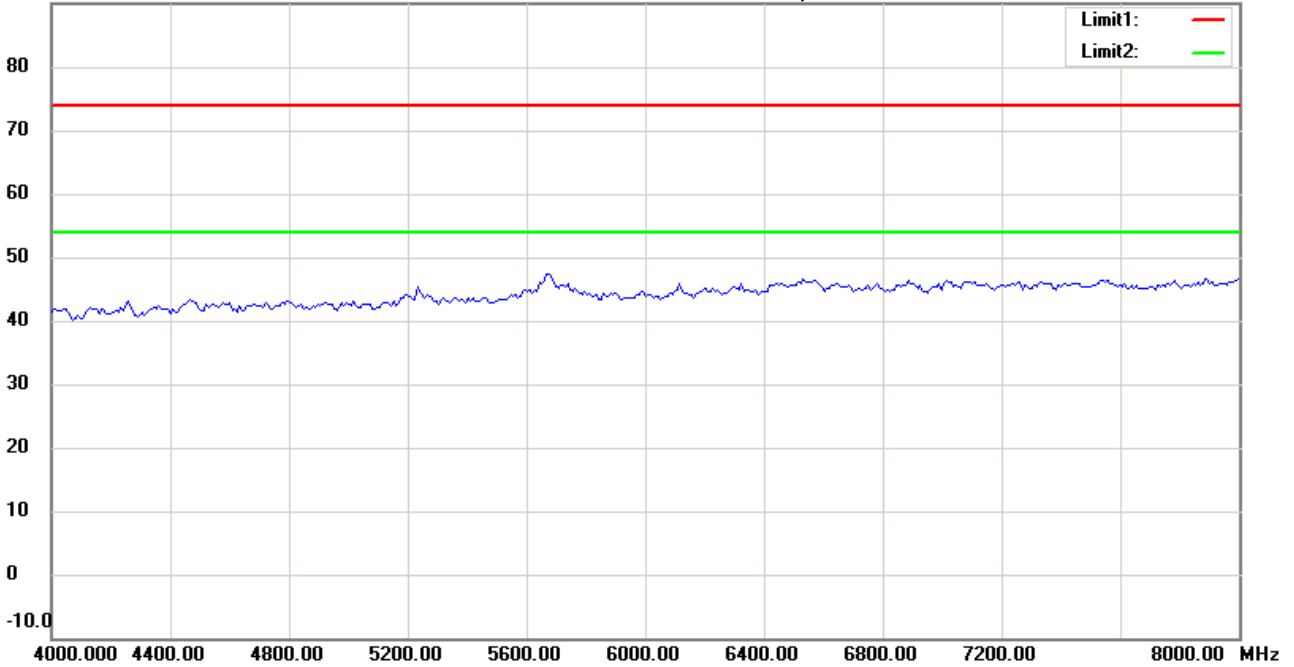
Date: 2015/3/21

Temperature:24 °C

90.0 dBuV/m

Time: 上午 11:36:24

Humidity:60 %



Site : Chamber

Condition : FCC\_part 15E RE\_Above 1GHz\_PK

EUT : W6M21410-14560-R

M/N:

Test Mode : TX 802.11n 40M CH46

Note :

Polarization: *Vertical*

Power : 120 Va.c.

Distance: 3m

Mk.	Frequency (MHz)	Reading (dBuV)	Detector	Corr. factor (dB/m)	Result (dBuV/m)	Limit (dBuV/m)	Ant.Pos (cm)	Tab.Pos (deg.)	Margin (dB)	Comment
-----	-----------------	----------------	----------	---------------------	-----------------	----------------	--------------	----------------	-------------	---------



Radiated Emission Measurement

Operator: Leon

File :3

Data :#3

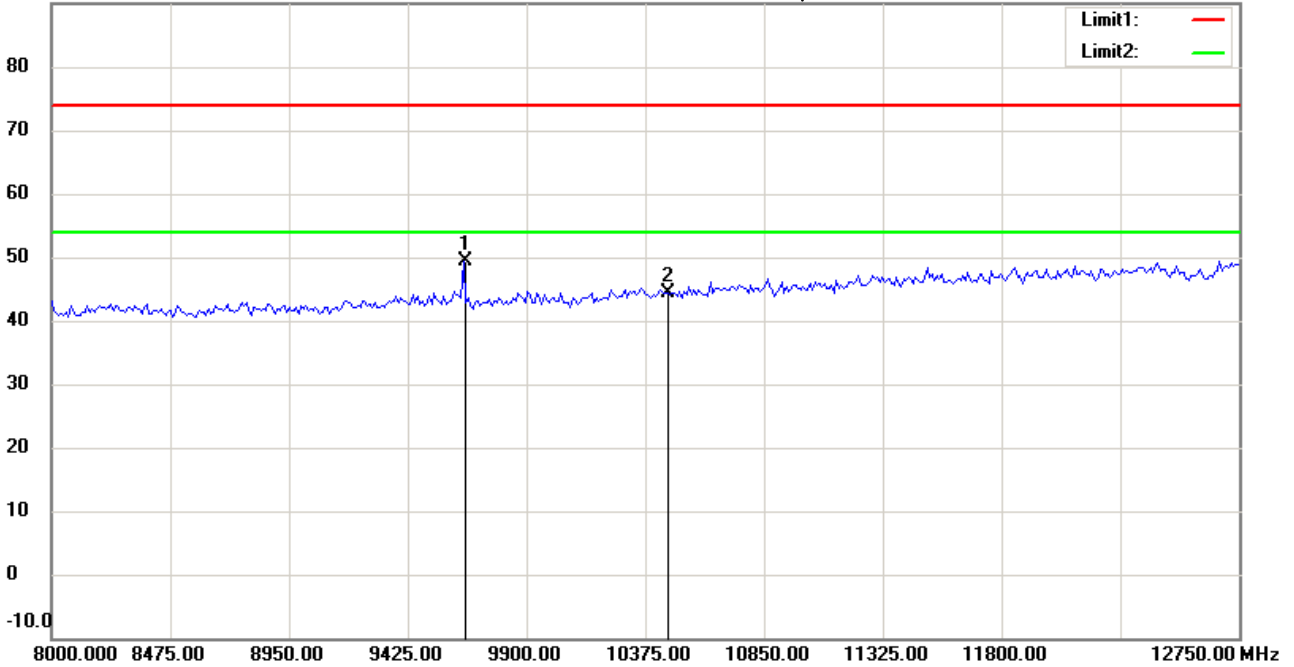
Date: 2015/3/21

Temperature:24 °C

90.0 dBuV/m

Time: 上午 11:33:35

Humidity:60 %



Site : Chamber

Condition : FCC\_part 15E RE\_Above 1GHz\_PK

EUT : W6M21410-14560-R

M/N:

Test Mode : TX 802.11n 40M CH46

Note :

Polarization: *Horizontal*

Power : 120 V.a.c.

Distance: 3m

Mk.	Frequency (MHz)	Reading (dBuV)	Detector	Corr. factor (dB/m)	Result (dBuV/m)	Limit (dBuV/m)	Ant.Pos (cm)	Tab.Pos (deg.)	Margin (dB)	Comment
*	9646.794	41.90	peak	7.46	49.36	74.00	100	95	-24.64	
	10460.000	35.41	peak	9.01	44.42	74.00	100	140	-29.58	



Radiated Emission Measurement

Operator: Leon

File :3

Data :#9

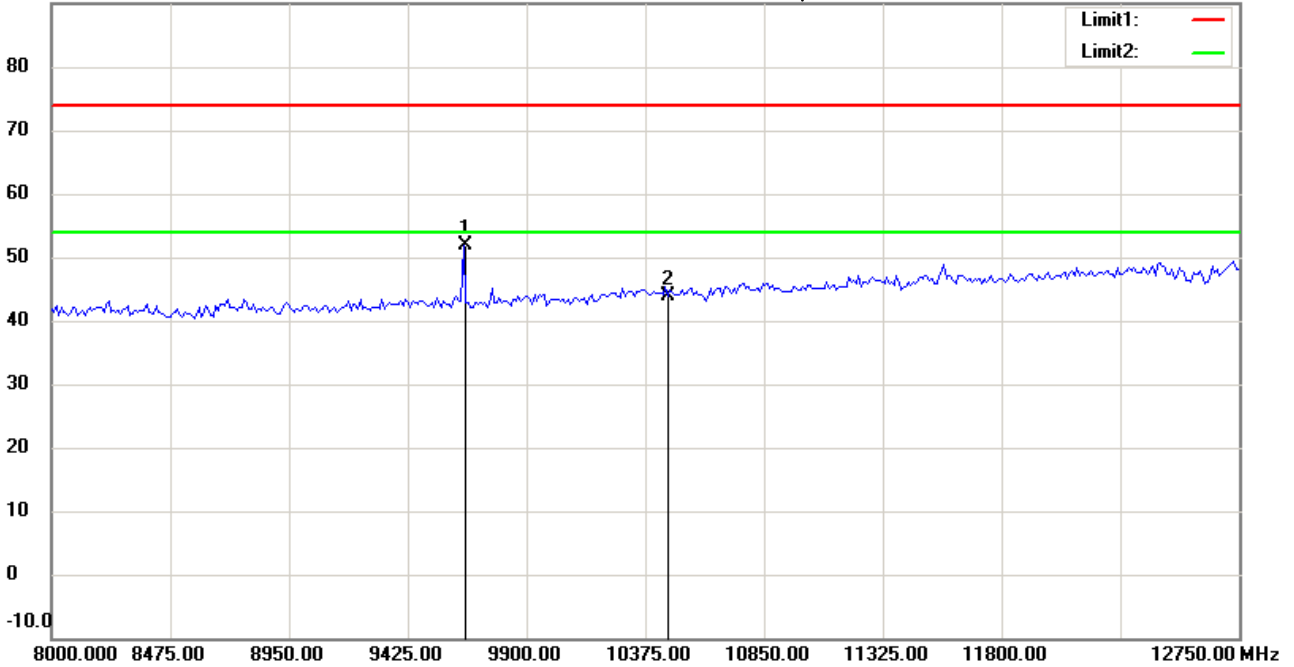
Date: 2015/3/21

Temperature:24 °C

90.0 dBuV/m

Time: 上午 11:37:48

Humidity:60 %



Site : Chamber

Condition : FCC\_part 15E RE\_Above 1GHz\_PK

Polarization: *Vertical*

EUT : W6M21410-14560-R

Power : 120 V.a.c.

M/N:

Distance: 3m

Test Mode : TX 802.11n 40M CH46

Note :

Mk.	Frequency (MHz)	Reading (dBuV)	Detector	Corr. factor (dB/m)	Result (dBuV/m)	Limit (dBuV/m)	Ant.Pos (cm)	Tab.Pos (deg.)	Margin (dB)	Comment
*	9646.794	44.31	peak	7.46	51.77	74.00	100	115	-22.23	
	10460.000	34.81	peak	9.01	43.82	74.00	100	230	-30.18	



Radiated Emission Measurement

Operator: Leon

File :3

Data :#4

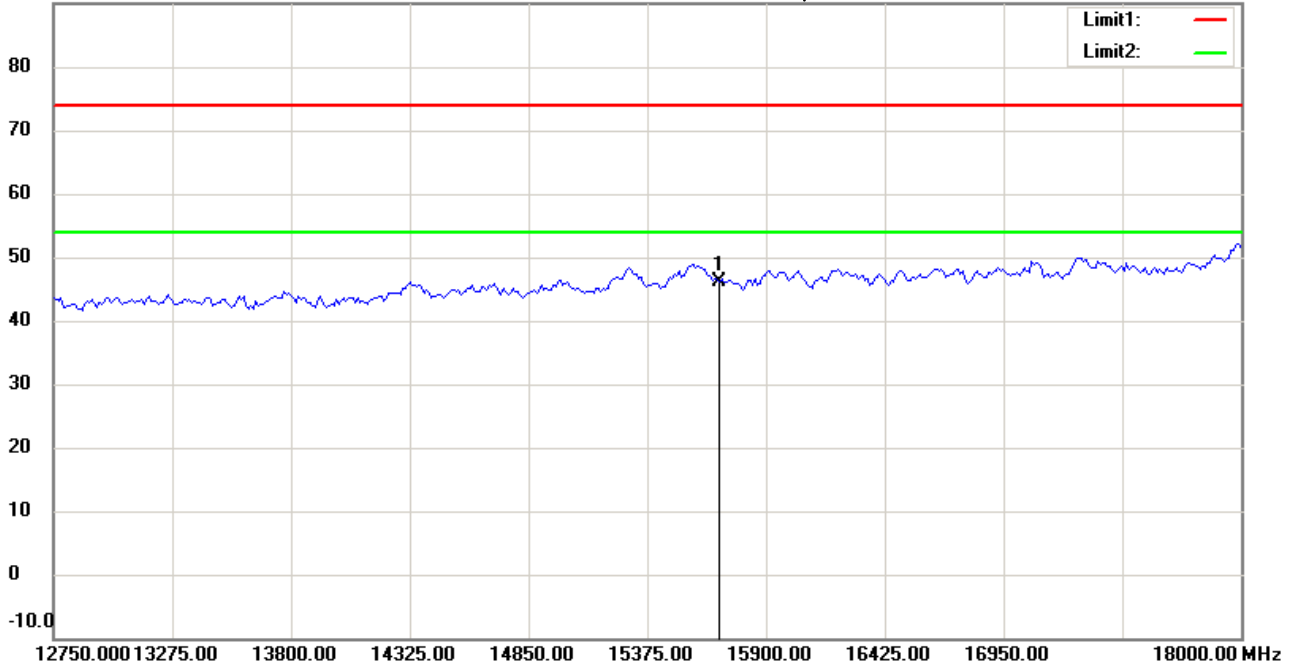
Date: 2015/3/21

Temperature:24 °C

90.0 dBuV/m

Time: 上午 11:34:28

Humidity:60 %



Site : Chamber

Condition : FCC\_part 15E RE\_Above 1GHz\_PK

Polarization: *Horizontal*

EUT : W6M21410-14560-R

Power : 120 Va.c.

M/N:

Distance: 3m

Test Mode : TX 802.11n 40M CH46

Note :

Mk.	Frequency (MHz)	Reading (dBuV)	Detector	Corr. factor (dB/m)	Result (dBuV/m)	Limit (dBuV/m)	Ant.Pos (cm)	Tab.Pos (deg.)	Margin (dB)	Comment
*	15690.000	28.62	peak	17.45	46.07	74.00	100	130	-27.93	



Radiated Emission Measurement

Operator: Leon

File :3

Data :#10

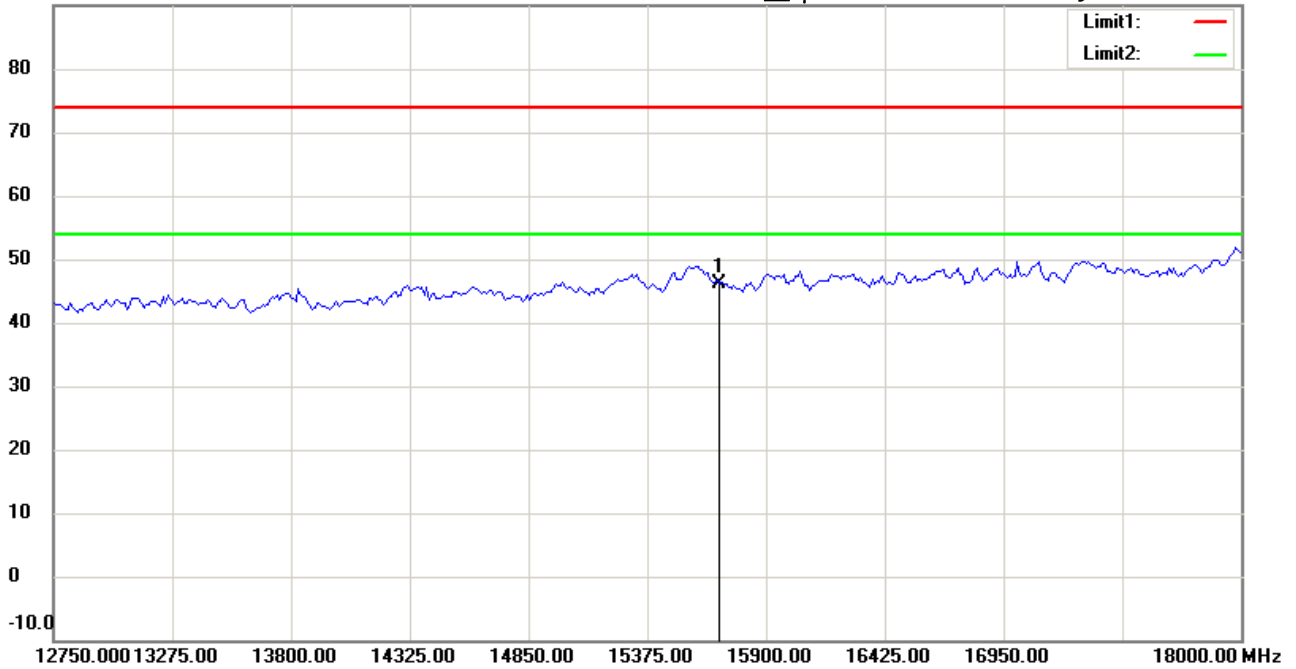
Date: 2015/3/21

Temperature:24 °C

90.0 dBuV/m

Time: 上午 11:38:41

Humidity:60 %



Site : Chamber

Condition : FCC\_part 15E RE\_Above 1GHz\_PK

Polarization: *Vertical*

EUT : W6M21410-14560-R

Power : 120 V.a.c.

M/N:

Distance: 3m

Test Mode : TX 802.11n 40M CH46

Note :

Mk.	Frequency (MHz)	Reading (dBuV)	Detector	Corr. factor (dB/m)	Result (dBuV/m)	Limit (dBuV/m)	Ant.Pos (cm)	Tab.Pos (deg.)	Margin (dB)	Comment
*	15690.000	28.68	peak	17.45	46.13	74.00	100	205	-27.87	



Radiated Emission Measurement

Operator: Leon

File :3

Data :#5

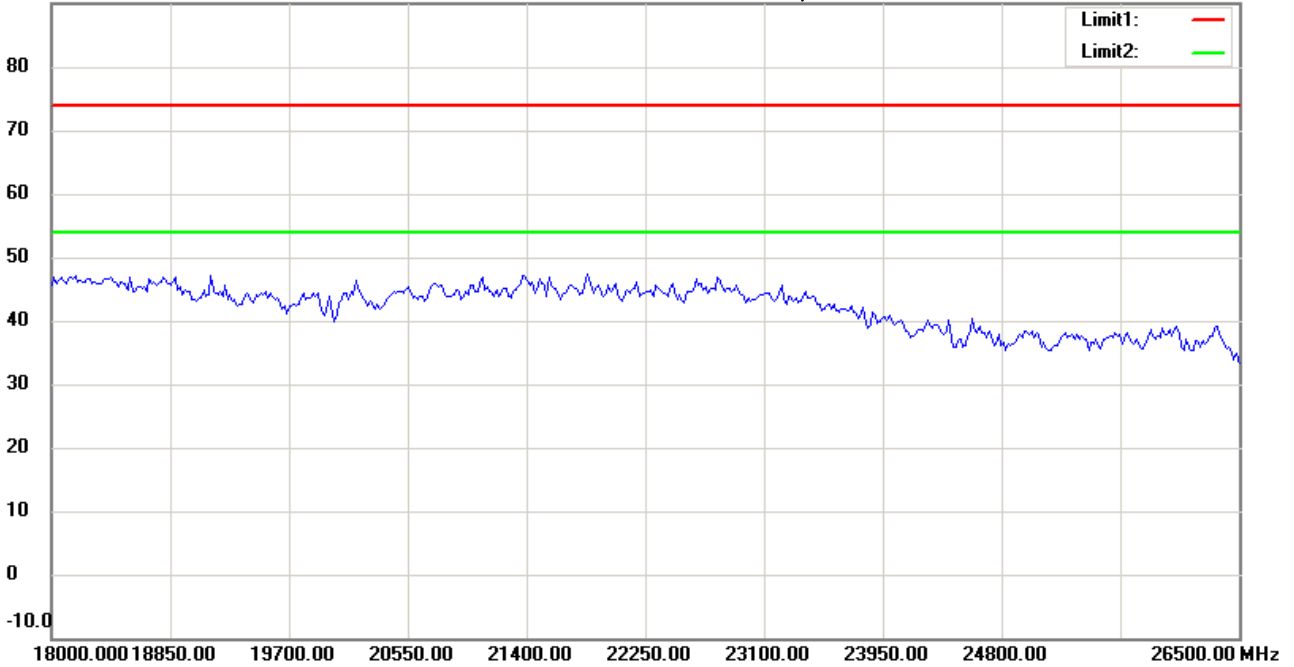
Date: 2015/3/21

Temperature:24 °C

90.0 dBuV/m

Time: 上午 11:34:38

Humidity:60 %



Site : Chamber

Condition : FCC\_part 15E RE\_Above 1GHz\_PK

EUT : W6M21410-14560-R

M/N:

Test Mode : TX 802.11n 40M CH46

Note :

Polarization: *Horizontal*

Power : 120 Va.c.

Distance: 3m

Mk.	Frequency (MHz)	Reading (dBuV)	Detector	Corr. factor (dB/m)	Result (dBuV/m)	Limit (dBuV/m)	Ant.Pos (cm)	Tab.Pos (deg.)	Margin (dB)	Comment
-----	-----------------	----------------	----------	---------------------	-----------------	----------------	--------------	----------------	-------------	---------





Radiated Emission Measurement

Operator: Leon

File :3

Data :#11

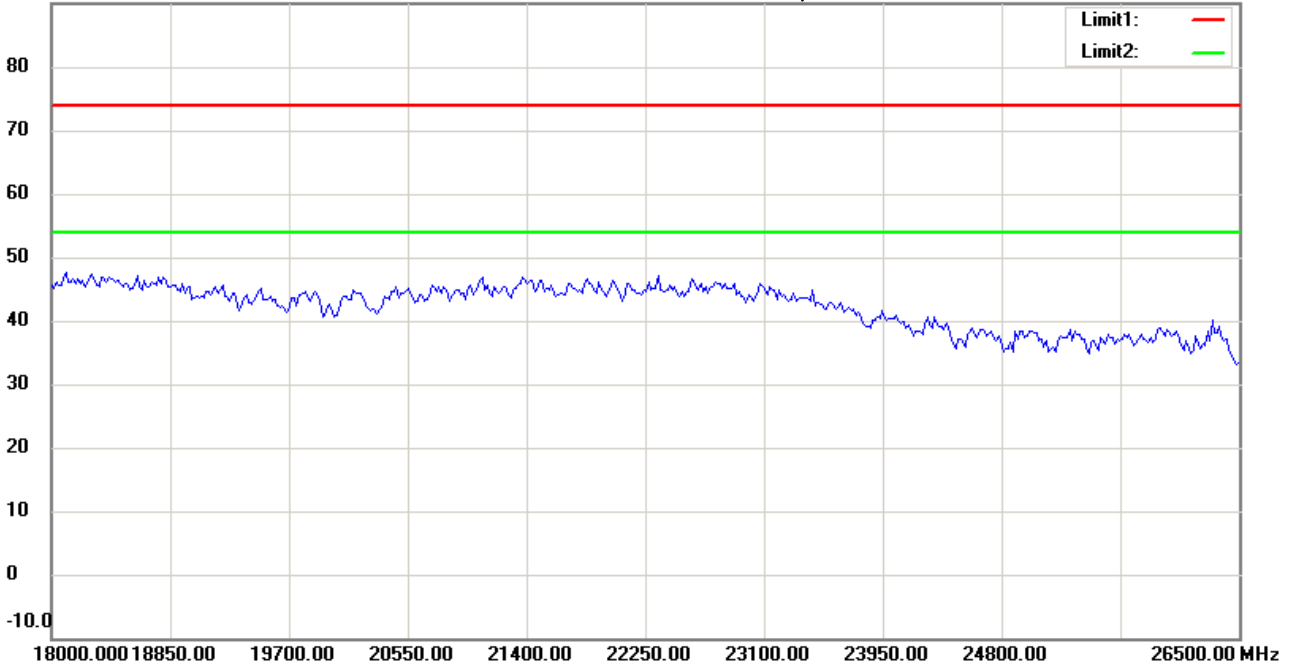
Date: 2015/3/21

Temperature:24 °C

90.0 dBuV/m

Time: 上午 11:38:51

Humidity:60 %



Site : Chamber

Condition : FCC\_part 15E RE\_Above 1GHz\_PK

EUT : W6M21410-14560-R

M/N:

Test Mode : TX 802.11n 40M CH46

Note :

Polarization: *Vertical*

Power : 120 V.a.c.

Distance: 3m

Mk.	Frequency (MHz)	Reading (dBuV)	Detector	Corr. factor (dB/m)	Result (dBuV/m)	Limit (dBuV/m)	Ant.Pos (cm)	Tab.Pos (deg.)	Margin (dB)	Comment
-----	-----------------	----------------	----------	---------------------	-----------------	----------------	--------------	----------------	-------------	---------



Radiated Emission Measurement

Operator: Leon

File :3

Data :#6

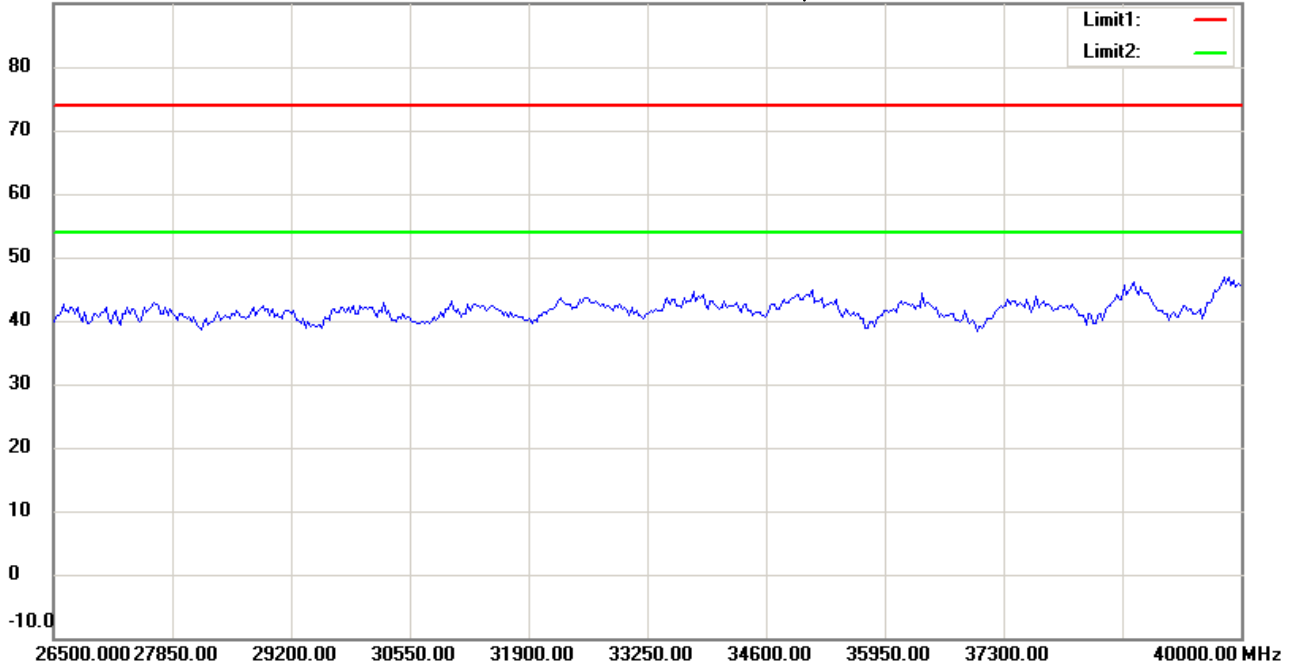
Date: 2015/3/21

Temperature:24 °C

90.0 dBuV/m

Time: 上午 11:34:48

Humidity:60 %



Site : Chamber

Condition : FCC\_part 15E RE\_Above 1GHz\_PK

EUT : W6M21410-14560-R

M/N:

Test Mode : TX 802.11n 40M CH46

Note :

Polarization: *Horizontal*

Power : 120 Va.c.

Distance: 3m

Mk.	Frequency (MHz)	Reading (dBuV)	Detector	Corr. factor (dB/m)	Result (dBuV/m)	Limit (dBuV/m)	Ant.Pos (cm)	Tab.Pos (deg.)	Margin (dB)	Comment
-----	-----------------	----------------	----------	---------------------	-----------------	----------------	--------------	----------------	-------------	---------



Radiated Emission Measurement

Operator: Leon

File :3

Data :#12

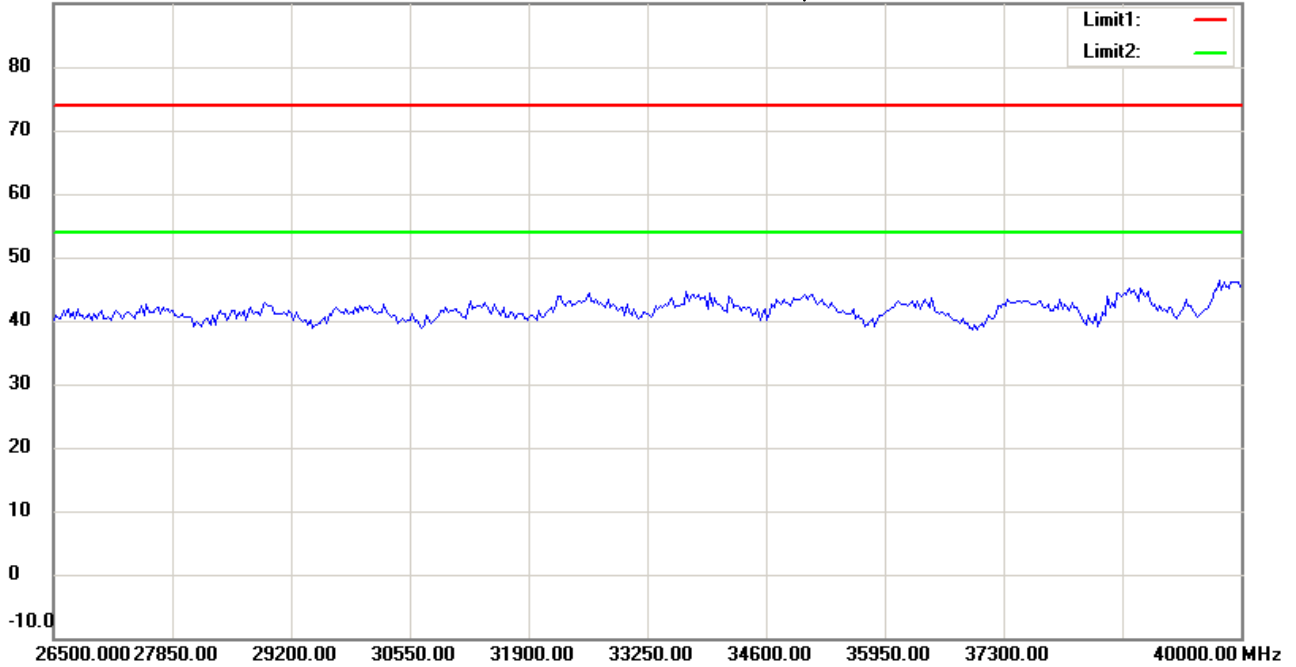
Date: 2015/3/21

Temperature:24 °C

90.0 dBuV/m

Time: 上午 11:39:01

Humidity:60 %



Site : Chamber

Condition : FCC\_part 15E RE\_Above 1GHz\_PK

EUT : W6M21410-14560-R

M/N:

Test Mode : TX 802.11n 40M CH46


Note :

Polarization: *Vertical*

Power : 120 Va.c.

Distance: 3m

Mk.	Frequency (MHz)	Reading (dBuV)	Detector	Corr. factor (dB/m)	Result (dBuV/m)	Limit (dBuV/m)	Ant.Pos (cm)	Tab.Pos (deg.)	Margin (dB)	Comment
-----	-----------------	----------------	----------	---------------------	-----------------	----------------	--------------	----------------	-------------	---------



# **Worldwide Testing Services(Taiwan) Co., Ltd.**

Registration number: W6D21410-14563-C-54

FCC ID: ZTT-TAPEX2

Band 4



Radiated Emission Measurement

Operator: Leon

File :1

Data :#1

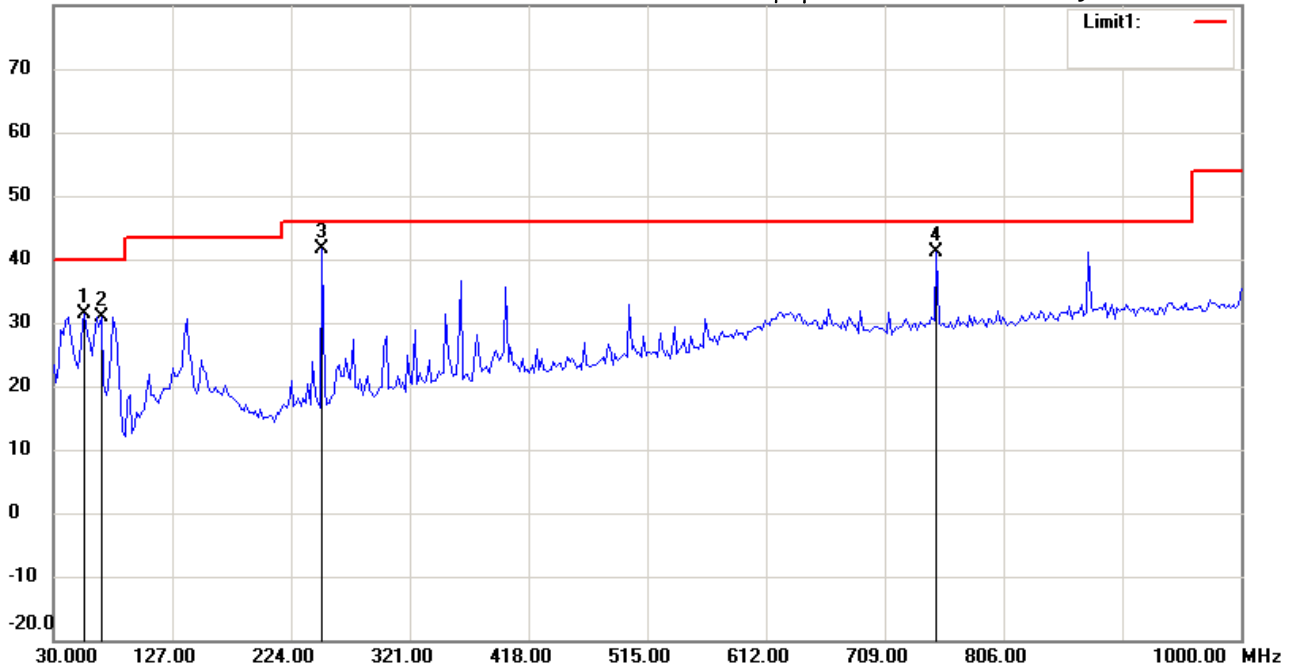
Date: 2014/12/27

Temperature:24 °C

80.0 dBuV/m

Time: 下午 08:43:14

Humidity:60 %



Site : Chamber

Condition : FCC\_part 15 RE-Class C\_30-1000MHz

EUT : W6M21410-14560

M/N:

Test Mode : TX 802.11a CH149

Note :

Polarization: *Horizontal*

Power : 120 Va.c.

Distance: 3m

Mk.	Frequency (MHz)	Reading (dBuV)	Detector	Corr. factor (dB/m)	Result (dBuV/m)	Limit (dBuV/m)	Ant.Pos (cm)	Tab.Pos (deg.)	Margin (dB)	Comment
	55.2704	17.52	peak	13.82	31.34	40.00	100	120	-8.66	
	68.8777	18.86	peak	12.04	30.90	40.00	100	60	-9.10	
*	249.6593	27.21	peak	14.44	41.65	46.00	100	145	-4.35	
	751.1824	15.14	peak	25.95	41.09	46.00	100	190	-4.91	



Radiated Emission Measurement

Operator: Leon

File :1

Data :#2

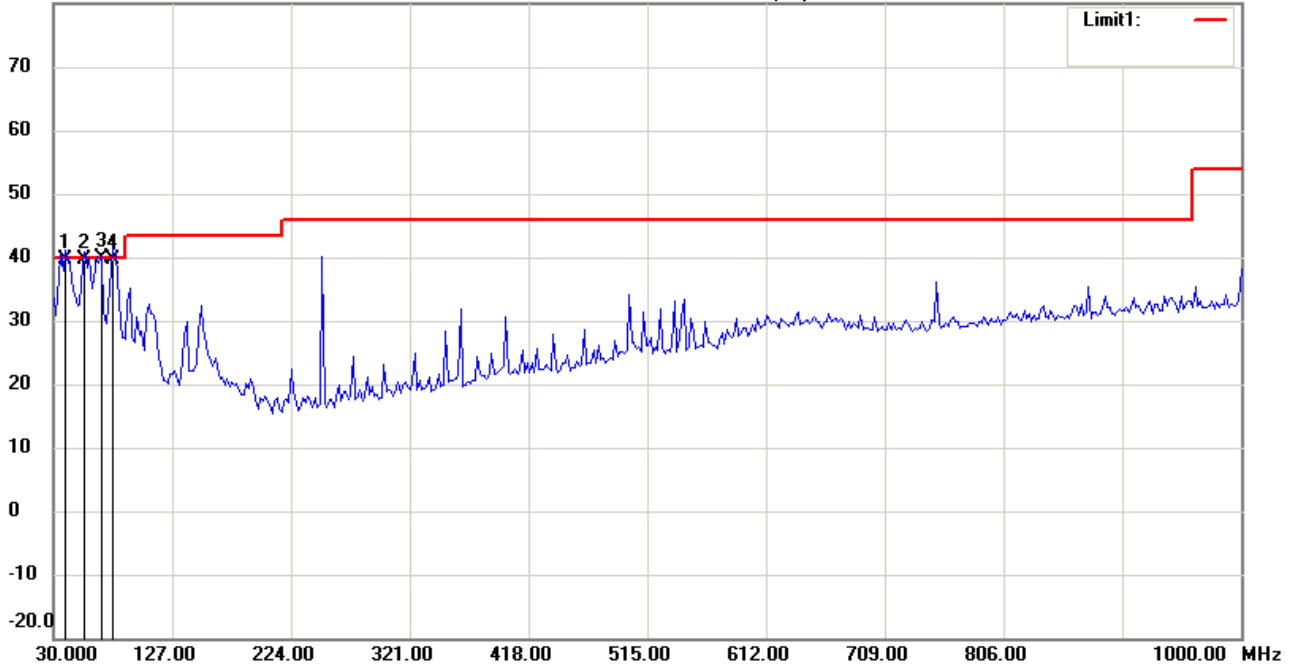
Date: 2014/12/27

Temperature:24 °C

80.0 dBuV/m

Time: 下午 08:43:59

Humidity:60 %



Site : Chamber

Condition : FCC\_part 15 RE-Class C\_30-1000MHz

EUT : W6M21410-14560

M/N:

Test Mode : TX 802.11a CH149

Note :

Polarization: *Vertical*

Power : 120 Va.c.

Distance: 3m

Mk.	Frequency (MHz)	Reading (dBuV)	Detector	Corr. factor (dB/m)	Result (dBuV/m)	Limit (dBuV/m)	Ant.Pos (cm)	Tab.Pos (deg.)	Margin (dB)	Comment
	39.7194	24.99	QP	14.56	39.55	40.00	100	155	-0.45	
	55.2705	25.76	QP	13.82	39.58	40.00	100	95	-0.42	
*	68.8777	27.75	QP	12.04	39.79	40.00	100	160	-0.21	
	78.5972	29.35	QP	10.30	39.65	40.00	100	135	-0.35	



Address:6F.,No.58,Ln 188,Ruey Kuang Rd,Neihu,Taipei  
 Tel:+886-2-6606-8877  
 Fax:+886-2-6606-8875

**Radiated Emission Measurement**

Operator: Leon

File :3

Data :#1

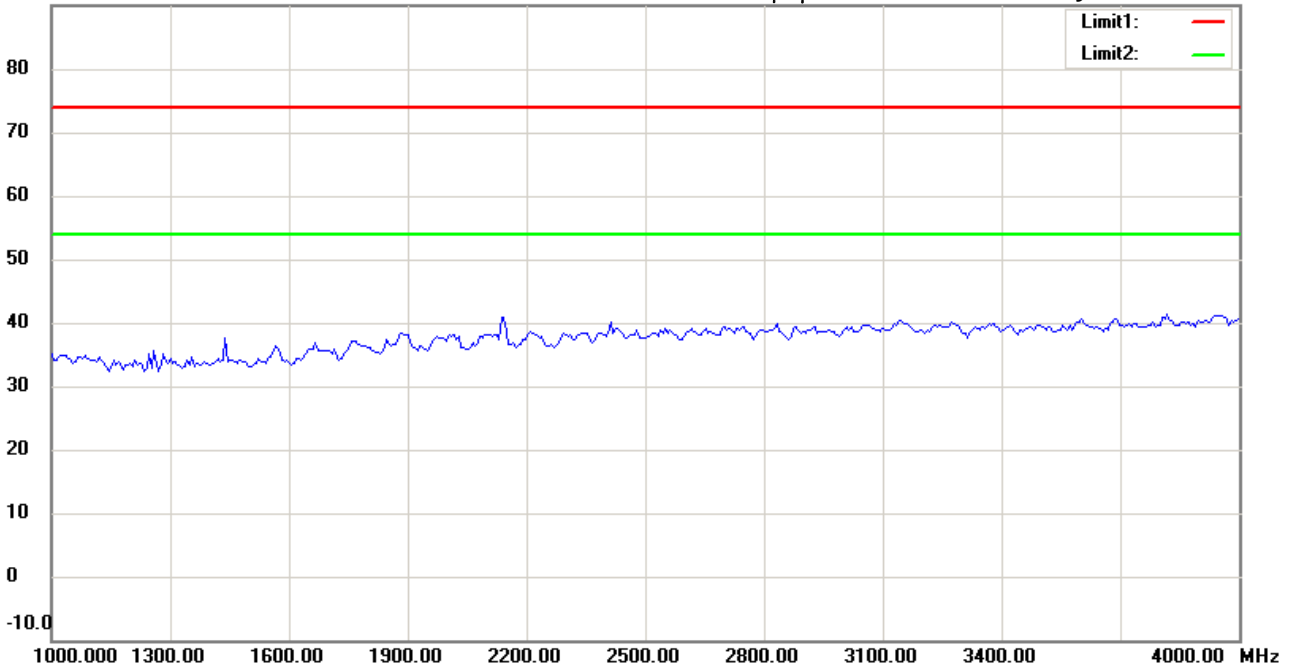
Date: 2015/1/26

Temperature:24 °C

90.0 dBuV/m

Time: 下午 01:12:40

Humidity:60 %



Site : Chamber

Condition : FCC\_part 15 RE-Class C\_Above 1GHz\_PK

Polarization: *Horizontal*

EUT : W6M21410-14560

Power : 120 Va.c.

M/N:

Distance: 3m

Test Mode : TX 802.11a CH149

Note :

Mk.	Frequency (MHz)	Reading (dBuV)	Detector	Corr. factor (dB/m)	Result (dBuV/m)	Limit (dBuV/m)	Ant.Pos (cm)	Tab.Pos (deg.)	Margin (dB)	Comment
-----	-----------------	----------------	----------	---------------------	-----------------	----------------	--------------	----------------	-------------	---------

\*:Maximum data    x:Over limit    !:over margin



Radiated Emission Measurement

Operator: Leon

File :3

Data :#7

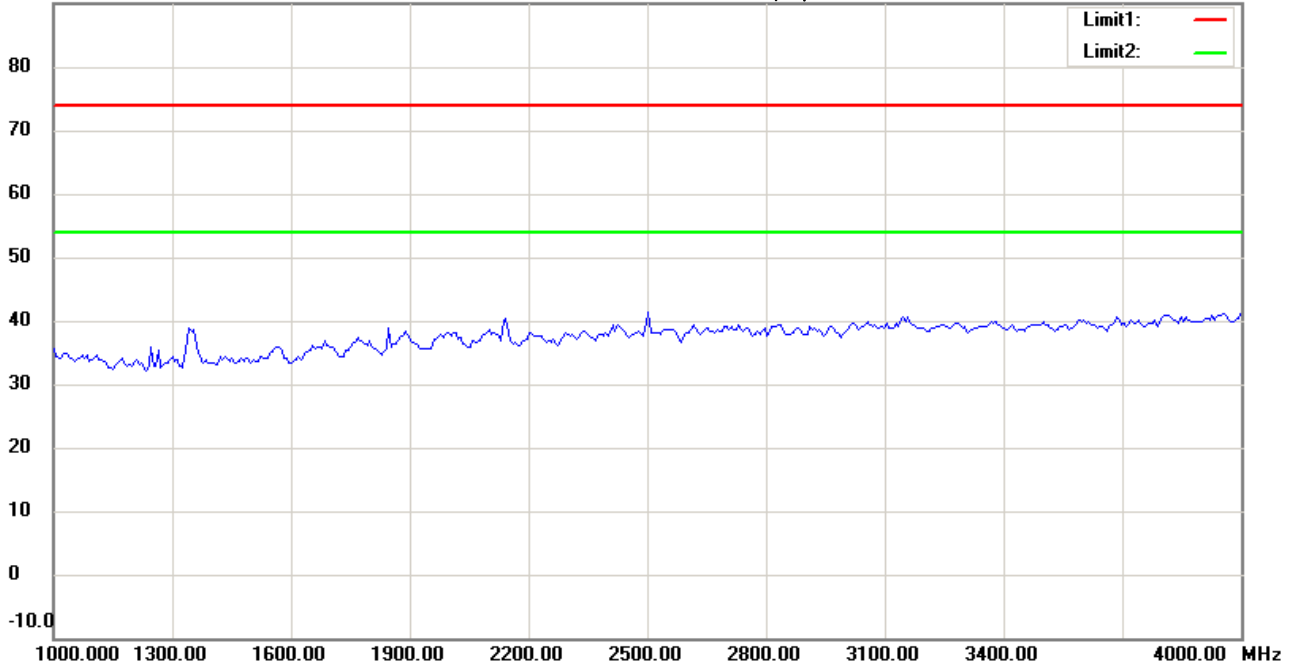
Date: 2015/1/26

Temperature:24 °C

90.0 dBuV/m

Time: 下午 01:16:47

Humidity:60 %



Site : Chamber

Condition : FCC\_part 15 RE-Class C\_Above 1GHz\_PK

EUT : W6M21410-14560

M/N:

Test Mode : TX 802.11a CH149

Note :

Polarization: *Vertical*

Power : 120 Va.c.

Distance: 3m

Mk.	Frequency (MHz)	Reading (dBuV)	Detector	Corr. factor (dB/m)	Result (dBuV/m)	Limit (dBuV/m)	Ant.Pos (cm)	Tab.Pos (deg.)	Margin (dB)	Comment
-----	-----------------	----------------	----------	---------------------	-----------------	----------------	--------------	----------------	-------------	---------





Radiated Emission Measurement

Operator: Leon

File :3

Data :#2

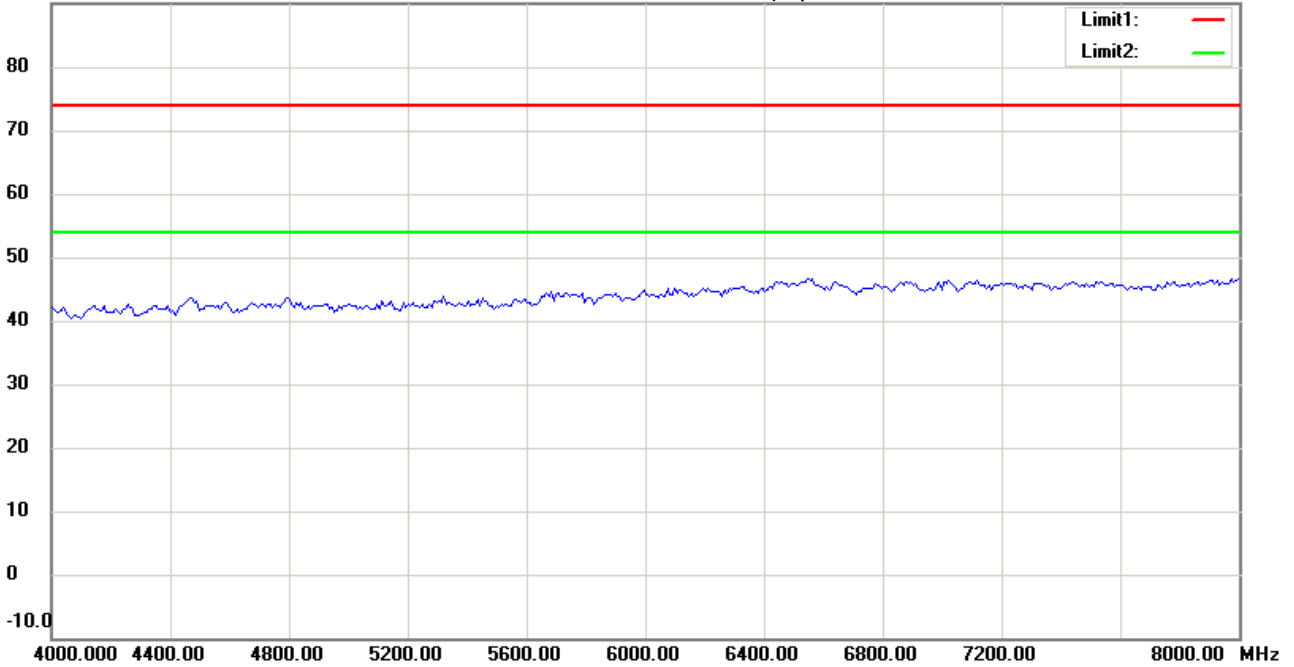
Date: 2015/1/26

Temperature:24 °C

90.0 dBuV/m

Time: 下午 01:13:27

Humidity:60 %



Site : Chamber

Condition : FCC\_part 15 RE-Class C\_Above 1GHz\_PK

Polarization: *Horizontal*

EUT : W6M21410-14560

Power : 120 Va.c.

M/N:

Distance: 3m

Test Mode : TX 802.11a CH149

Note :

Mk.	Frequency (MHz)	Reading (dBuV)	Detector	Corr. factor (dB/m)	Result (dBuV/m)	Limit (dBuV/m)	Ant.Pos (cm)	Tab.Pos (deg.)	Margin (dB)	Comment
-----	-----------------	----------------	----------	---------------------	-----------------	----------------	--------------	----------------	-------------	---------



Address:6F.,No.58,Ln 188,Ruey Kuang Rd,Neihu,Taipei  
 Tel:+886-2-6606-8877  
 Fax:+886-2-6606-8875

Radiated Emission Measurement

Operator: Leon

File :3

Data :#8

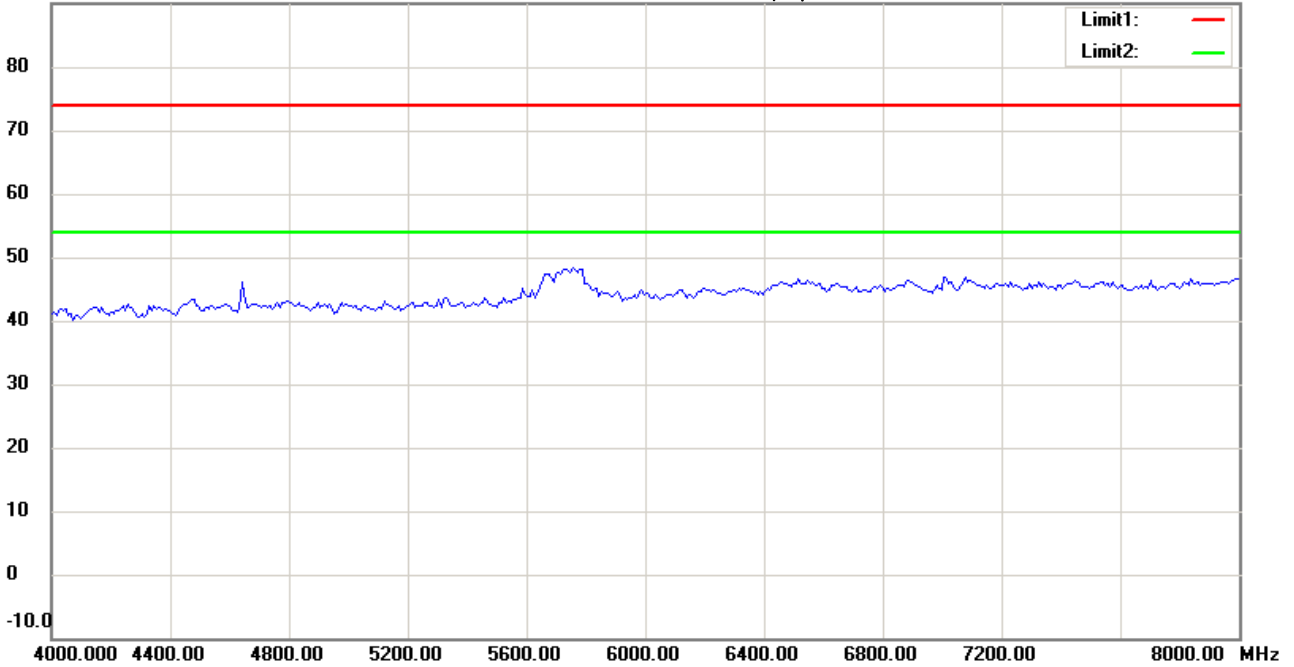
Date: 2015/1/26

Temperature:24 °C

90.0 dBuV/m

Time: 下午 01:17:33

Humidity:60 %



Site : Chamber

Condition : FCC\_part 15 RE-Class C\_Above 1GHz\_PK

Polarization: *Vertical*

EUT : W6M21410-14560

Power : 120 V.a.c.

M/N:

Distance: 3m

Test Mode : TX 802.11a CH149

Note :

Mk.	Frequency (MHz)	Reading (dBuV)	Detector	Corr. factor (dB/m)	Result (dBuV/m)	Limit (dBuV/m)	Ant.Pos (cm)	Tab.Pos (deg.)	Margin (dB)	Comment
-----	-----------------	----------------	----------	---------------------	-----------------	----------------	--------------	----------------	-------------	---------

\*:Maximum data    x:Over limit    !:over margin



Radiated Emission Measurement

Operator: Leon

File :3

Data :#3

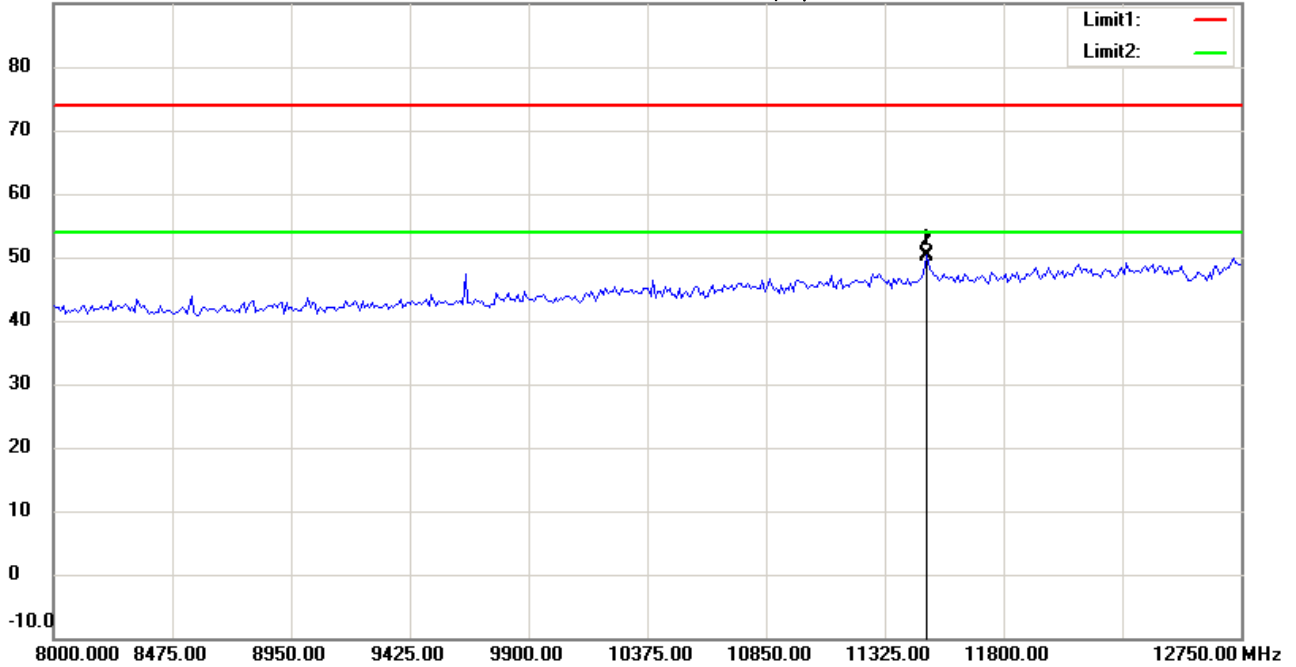
Date: 2015/1/26

Temperature:24 °C

90.0 dBuV/m

Time: 下午 01:14:14

Humidity:60 %



Site : Chamber

Condition : FCC\_part 15 RE-Class C\_Above 1GHz\_PK

Polarization: *Horizontal*

EUT : W6M21410-14560

Power : 120 V.a.c.

M/N:

Distance: 3m

Test Mode : TX 802.11a CH149

Note :

Mk.	Frequency (MHz)	Reading (dBuV)	Detector	Corr. factor (dB/m)	Result (dBuV/m)	Limit (dBuV/m)	Ant.Pos (cm)	Tab.Pos (deg.)	Margin (dB)	Comment
	11490.091	38.30	peak	12.12	50.42	74.00	100	295	-23.58	
*	11490.091	37.95	AVG	12.12	50.07	54.00	100	295	-3.93	



Radiated Emission Measurement

Operator: Leon

File :3

Data :#9

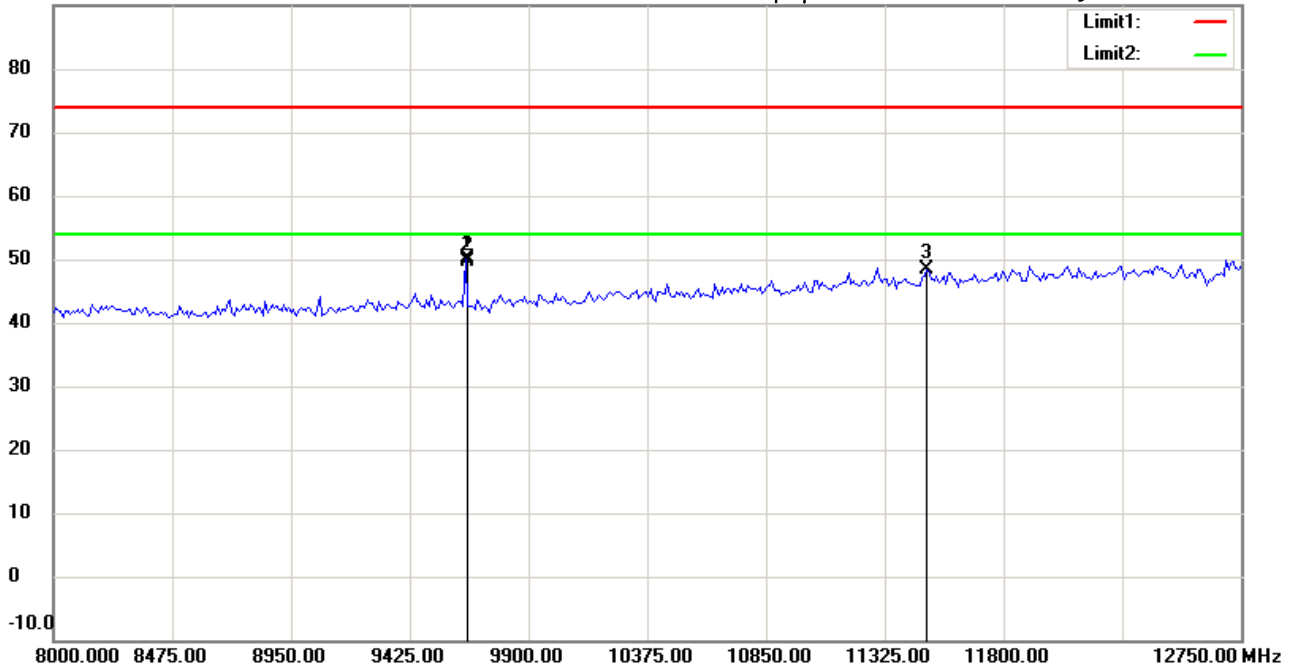
Date: 2015/1/26

Temperature:24 °C

90.0 dBuV/m

Time: 下午 01:18:24

Humidity:60 %



Site : Chamber

Condition : FCC\_part 15 RE-Class C\_Above 1GHz\_PK

Polarization: *Vertical*

EUT : W6M21410-14560

Power : 120 V.a.c.

M/N:

Distance: 3m

Test Mode : TX 802.11a CH149

Note :

Mk.	Frequency (MHz)	Reading (dBuV)	Detector	Corr. factor (dB/m)	Result (dBuV/m)	Limit (dBuV/m)	Ant.Pos (cm)	Tab.Pos (deg.)	Margin (dB)	Comment
	9647.996	42.75	peak	7.46	50.21	74.00	100	25	-23.79	
*	9647.996	42.11	AVG	7.46	49.57	54.00	100	25	-4.43	
	11490.000	36.27	peak	12.12	48.39	74.00	100	155	-25.61	



Radiated Emission Measurement

Operator: Leon

File :3

Data :#4

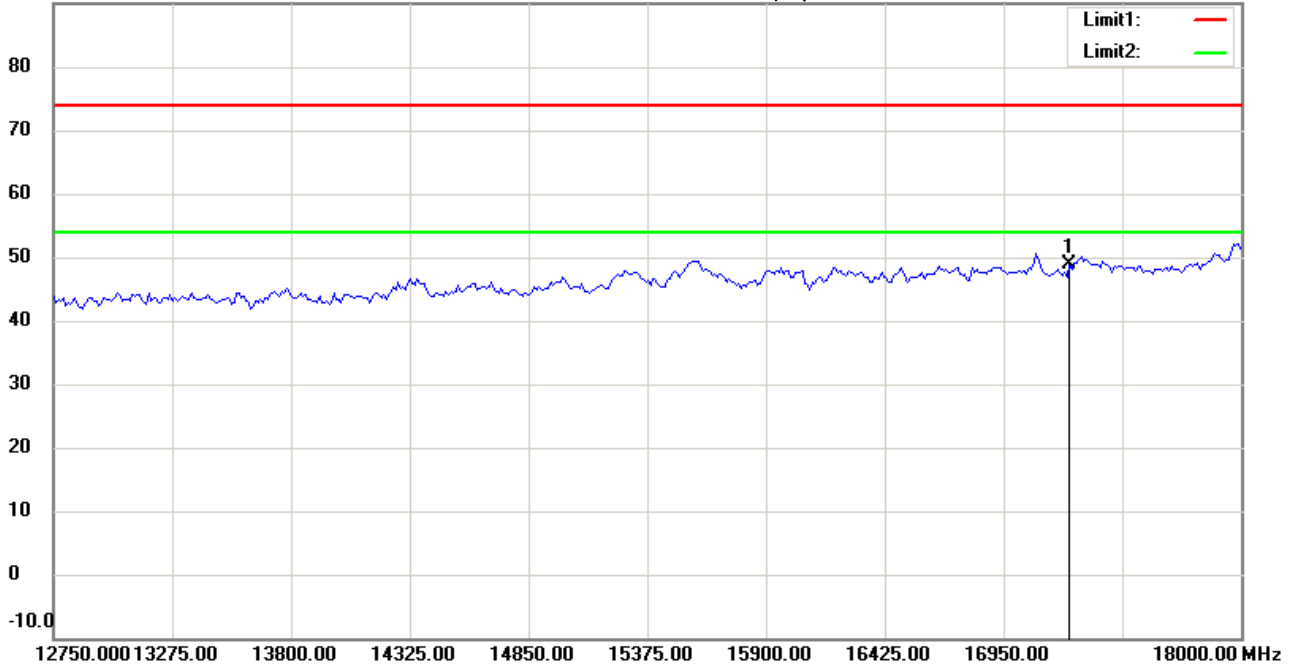
Date: 2015/1/26

Temperature:24 °C

90.0 dBuV/m

Time: 下午 01:15:08

Humidity:60 %



Site : Chamber

Condition : FCC\_part 15 RE-Class C\_Above 1GHz\_PK

Polarization: *Horizontal*

EUT : W6M21410-14560

Power : 120 Va.c.

M/N:

Distance: 3m

Test Mode : TX 802.11a CH149

Note :

Mk.	Frequency (MHz)	Reading (dBuV)	Detector	Corr. factor (dB/m)	Result (dBuV/m)	Limit (dBuV/m)	Ant.Pos (cm)	Tab.Pos (deg.)	Margin (dB)	Comment
*	17235.000	28.68	peak	20.15	48.83	74.00	100	175	-25.17	



Radiated Emission Measurement

Operator: Leon

File :3

Data :#10

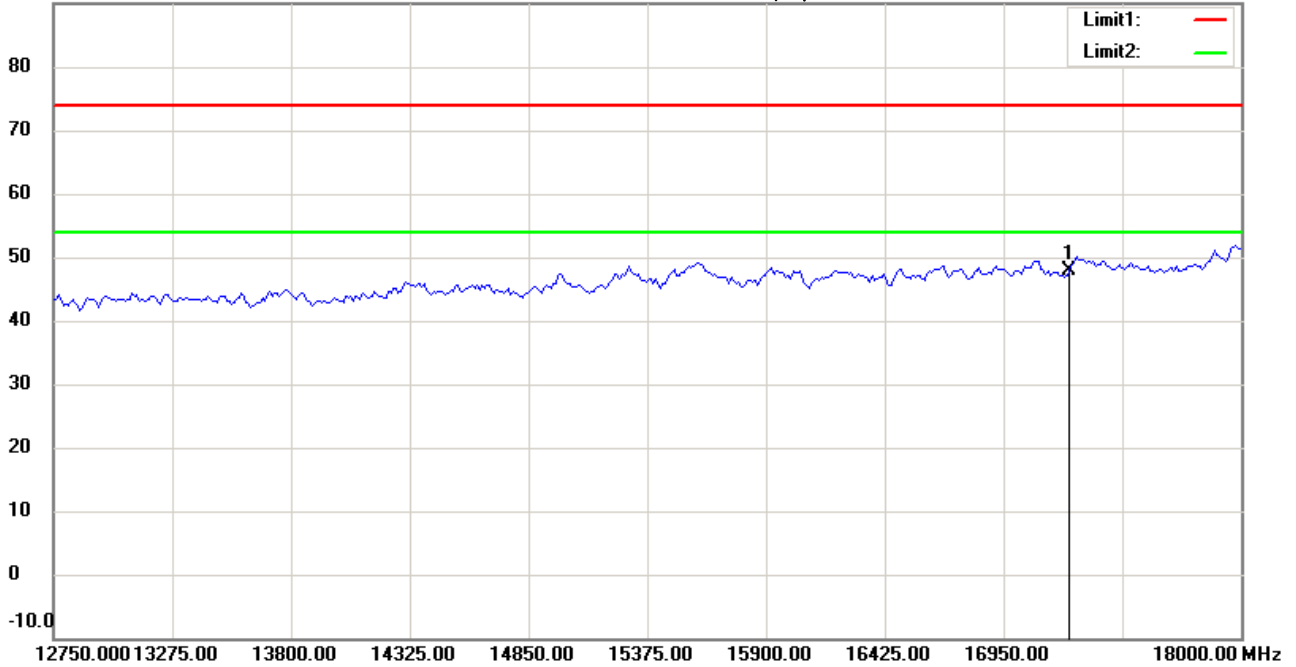
Date: 2015/1/26

Temperature:24 °C

90.0 dBuV/m

Time: 下午 01:19:17

Humidity:60 %



Site : Chamber

Condition : FCC\_part 15 RE-Class C\_Above 1GHz\_PK

Polarization: *Vertical*

EUT : W6M21410-14560

Power : 120 V.a.c.

M/N:

Distance: 3m

Test Mode : TX 802.11a CH149

Note :

Mk.	Frequency (MHz)	Reading (dBuV)	Detector	Corr. factor (dB/m)	Result (dBuV/m)	Limit (dBuV/m)	Ant.Pos (cm)	Tab.Pos (deg.)	Margin (dB)	Comment
*	17235.000	27.71	peak	20.15	47.86	74.00	100	130	-26.14	



Radiated Emission Measurement

Operator: Leon

File :3

Data :#5

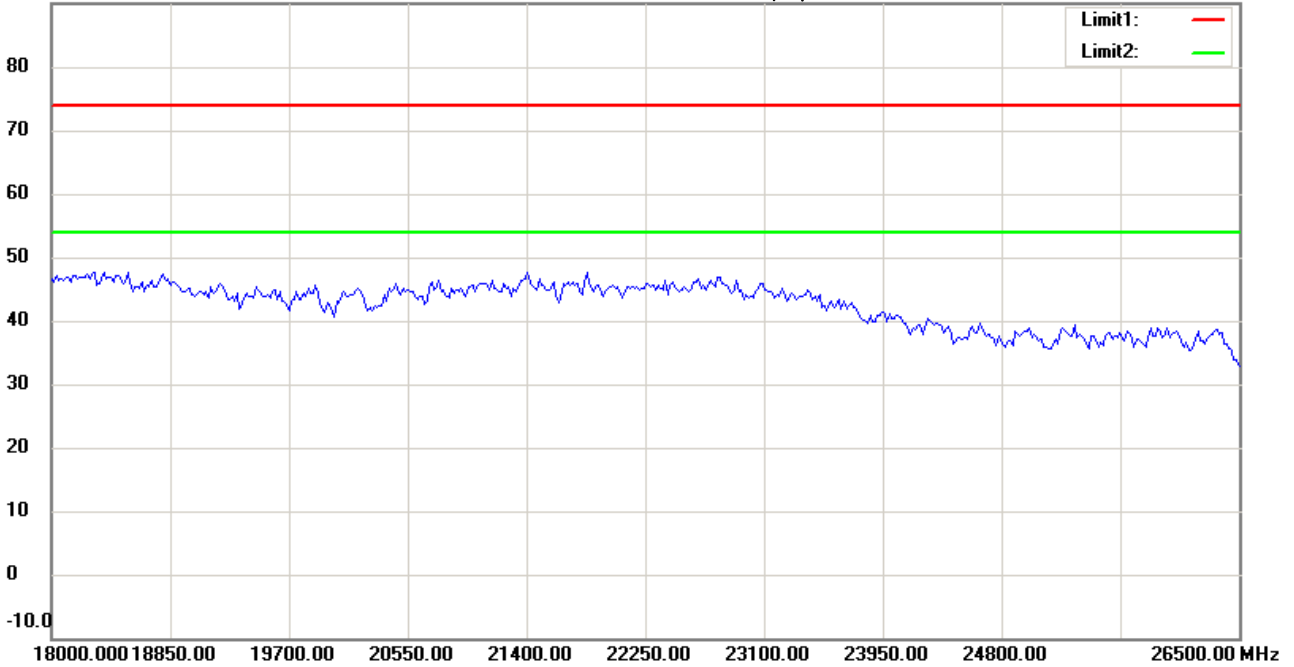
Date: 2015/1/26

Temperature:24 °C

90.0 dBuV/m

Time: 下午 01:15:18

Humidity:60 %



Site : Chamber

Condition : FCC\_part 15 RE-Class C\_Above 1GHz\_PK

Polarization: *Horizontal*

EUT : W6M21410-14560

Power : 120 Va.c.

M/N:

Distance: 3m

Test Mode : TX 802.11a CH149

Note :

Mk.	Frequency (MHz)	Reading (dBuV)	Detector	Corr. factor (dB/m)	Result (dBuV/m)	Limit (dBuV/m)	Ant.Pos (cm)	Tab.Pos (deg.)	Margin (dB)	Comment
-----	-----------------	----------------	----------	---------------------	-----------------	----------------	--------------	----------------	-------------	---------



Radiated Emission Measurement

Operator: Leon

File :3

Data :#11

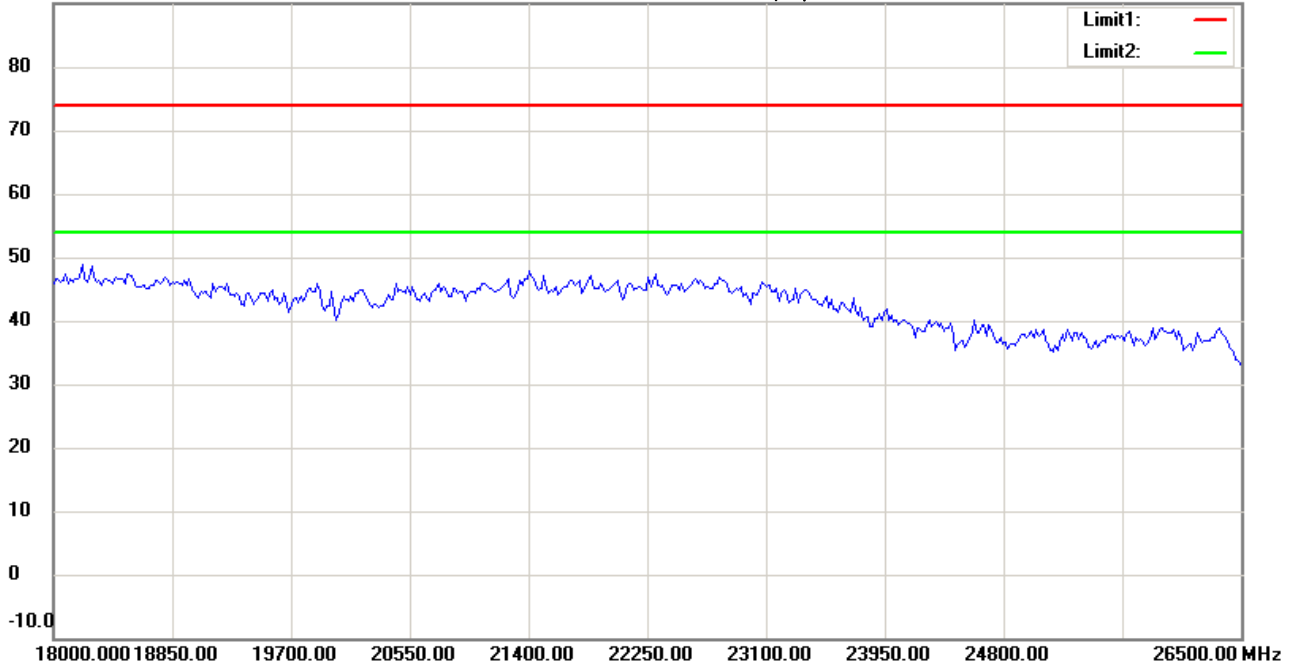
Date: 2015/1/26

Temperature:24 °C

90.0 dBuV/m

Time: 下午 01:19:27

Humidity:60 %



Site : Chamber

Condition : FCC\_part 15 RE-Class C\_Above 1GHz\_PK

Polarization: *Vertical*

EUT : W6M21410-14560

Power : 120 V.a.c.

M/N:

Distance: 3m

Test Mode : TX 802.11a CH149

Note :

Mk.	Frequency (MHz)	Reading (dBuV)	Detector	Corr. factor (dB/m)	Result (dBuV/m)	Limit (dBuV/m)	Ant.Pos (cm)	Tab.Pos (deg.)	Margin (dB)	Comment
-----	-----------------	----------------	----------	---------------------	-----------------	----------------	--------------	----------------	-------------	---------





Radiated Emission Measurement

Operator: Leon

File :3

Data :#6

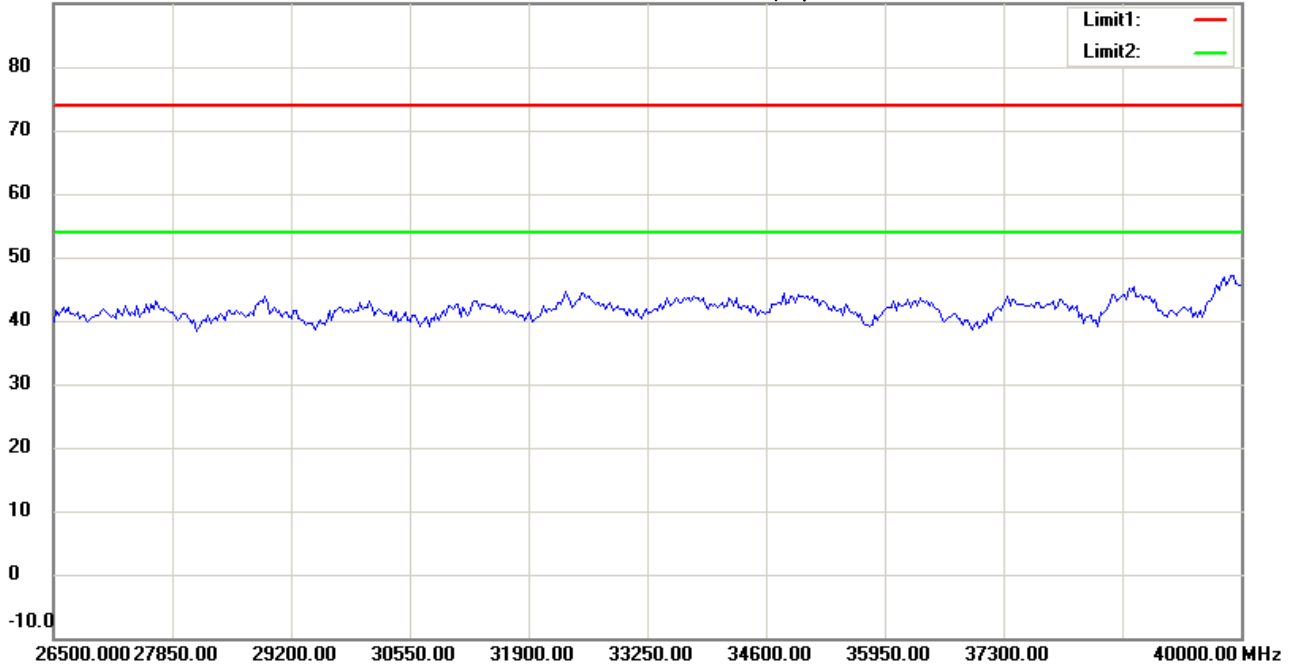
Date: 2015/1/26

Temperature:24 °C

90.0 dBuV/m

Time: 下午 01:15:28

Humidity:60 %



Site : Chamber

Condition : FCC\_part 15 RE-Class C\_Above 1GHz\_PK

EUT : W6M21410-14560

M/N:

Test Mode : TX 802.11a CH149

Note :

Polarization: *Horizontal*

Power : 120 Va.c.

Distance: 3m

Mk.	Frequency (MHz)	Reading (dBuV)	Detector	Corr. factor (dB/m)	Result (dBuV/m)	Limit (dBuV/m)	Ant.Pos (cm)	Tab.Pos (deg.)	Margin (dB)	Comment
-----	-----------------	----------------	----------	---------------------	-----------------	----------------	--------------	----------------	-------------	---------



Radiated Emission Measurement

Operator: Leon

File :3

Data :#12

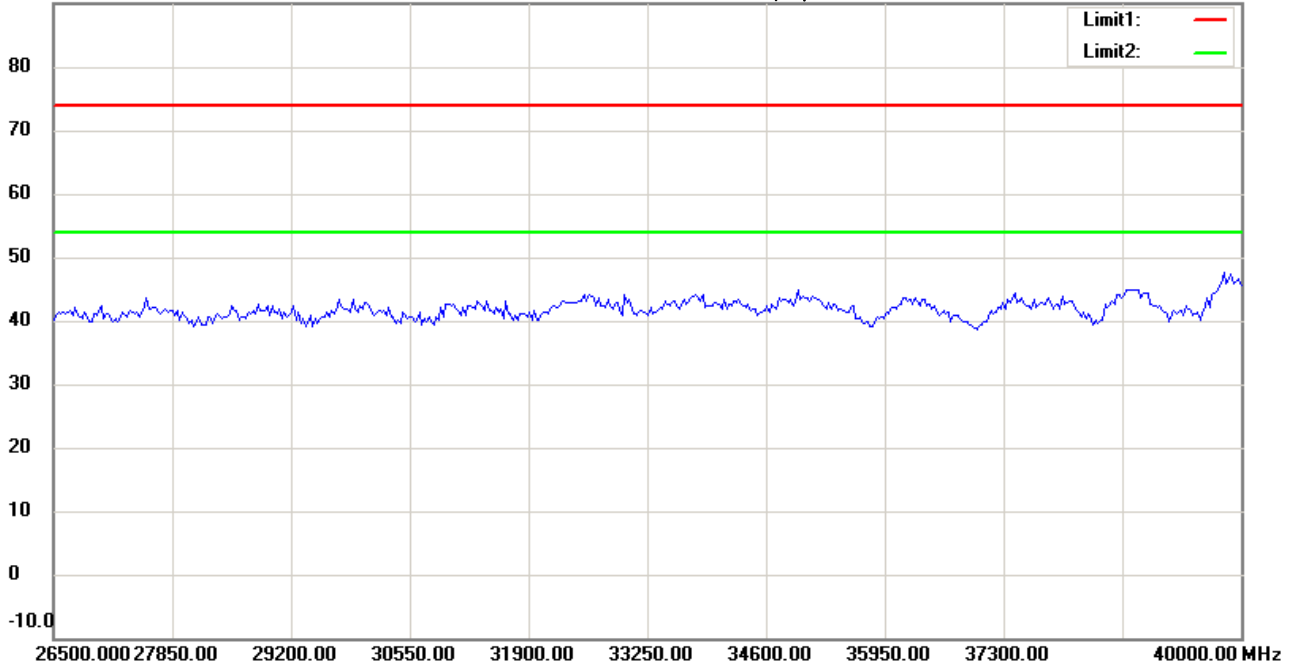
Date: 2015/1/26

Temperature:24 °C

90.0 dBuV/m

Time: 下午 01:19:37

Humidity:60 %



Site : Chamber

Condition : FCC\_part 15 RE-Class C\_Above 1GHz\_PK

EUT : W6M21410-14560

M/N:

Test Mode : TX 802.11a CH149

Note :

Polarization: *Vertical*

Power : 120 V.a.c.

Distance: 3m

Mk.	Frequency (MHz)	Reading (dBuV)	Detector	Corr. factor (dB/m)	Result (dBuV/m)	Limit (dBuV/m)	Ant.Pos (cm)	Tab.Pos (deg.)	Margin (dB)	Comment
-----	-----------------	----------------	----------	---------------------	-----------------	----------------	--------------	----------------	-------------	---------



Radiated Emission Measurement

Operator: Leon

File :1

Data :#1

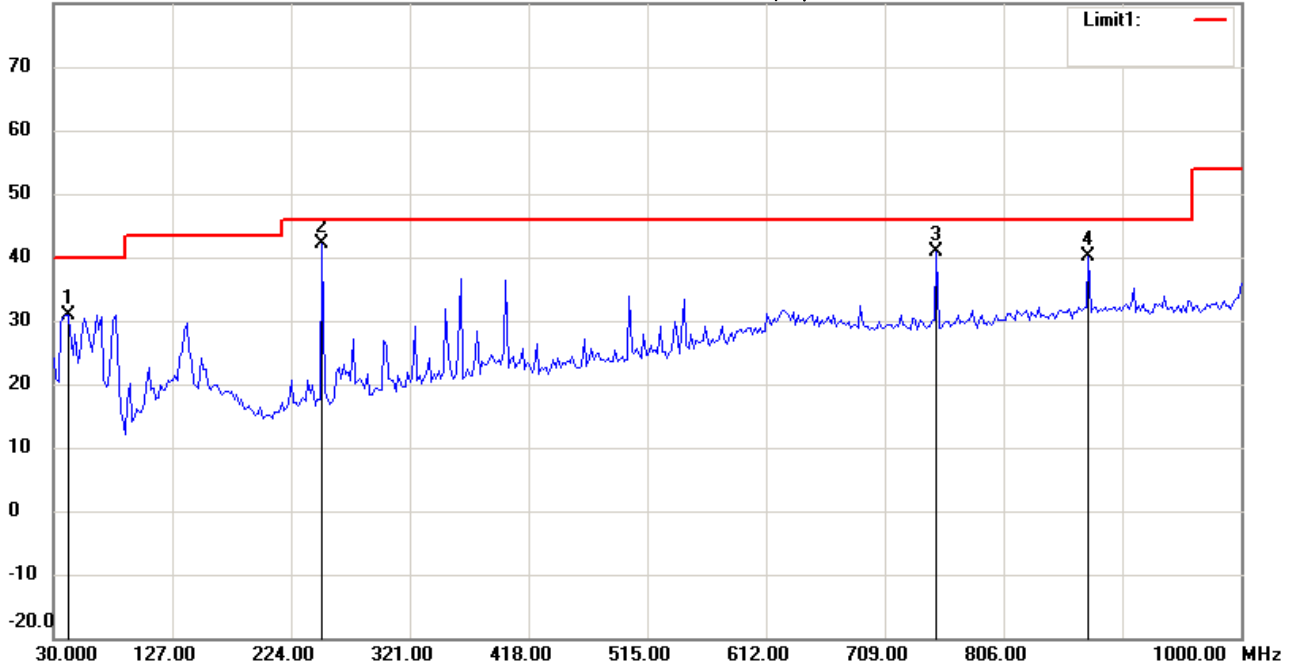
Date: 2014/12/27

Temperature:24 °C

80.0 dBuV/m

Time: 下午 08:49:06

Humidity:60 %



Site : Chamber

Condition : FCC\_part 15 RE-Class C\_30-1000MHz

EUT : W6M21410-14560

M/N:

Test Mode : TX 802.11a CH157

Note :

Polarization: *Horizontal*

Power : 120 V.a.c.

Distance: 3m

Mk.	Frequency (MHz)	Reading (dBuV)	Detector	Corr. factor (dB/m)	Result (dBuV/m)	Limit (dBuV/m)	Ant.Pos (cm)	Tab.Pos (deg.)	Margin (dB)	Comment
	41.6632	16.28	peak	14.70	30.98	40.00	100	245	-9.02	
*	249.6593	27.68	peak	14.44	42.12	46.00	100	195	-3.88	
	751.1824	14.90	peak	25.95	40.85	46.00	100	60	-5.15	
	875.5911	12.06	peak	27.97	40.03	46.00	100	110	-5.97	



Radiated Emission Measurement

Operator: Leon

File :1

Data :#2

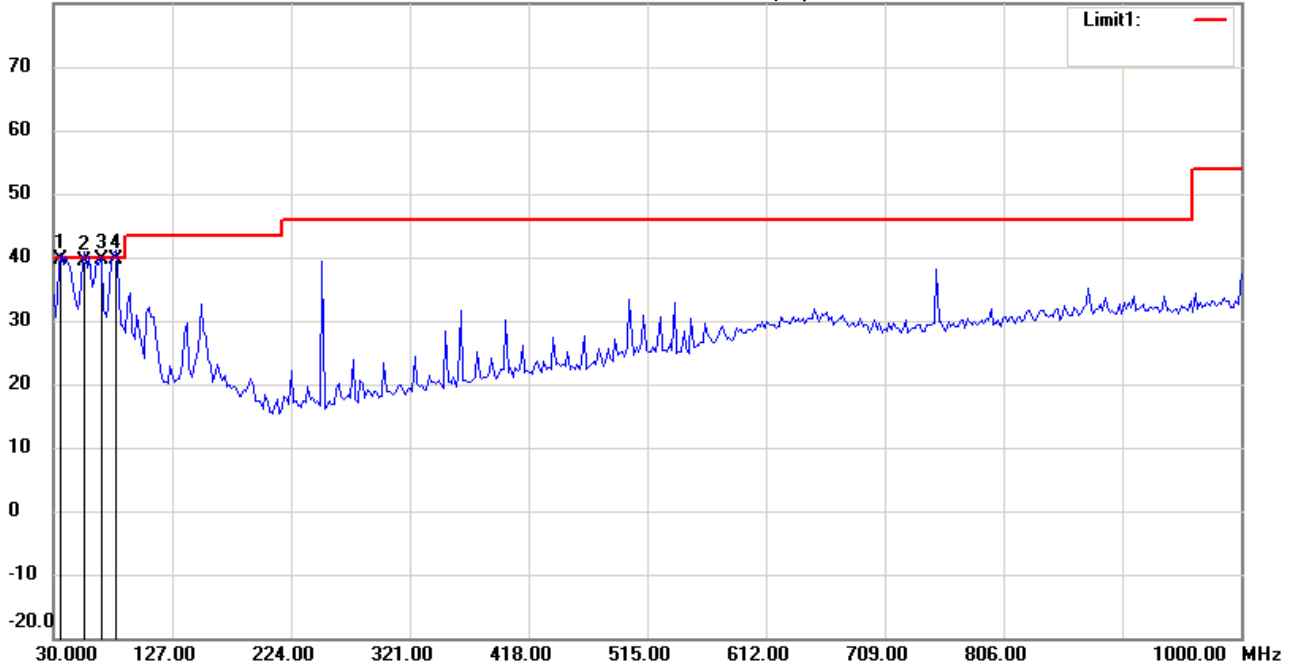
Date: 2014/12/27

Temperature:24 °C

80.0 dBuV/m

Time: 下午 08:49:51

Humidity:60 %



Site : Chamber

Condition : FCC\_part 15 RE-Class C\_30-1000MHz

EUT : W6M21410-14560

M/N:

Test Mode : TX 802.11a CH157

Note :

Polarization: *Vertical*

Power : 120 V.a.c.

Distance: 3m

Mk.	Frequency (MHz)	Reading (dBuV)	Detector	Corr. factor (dB/m)	Result (dBuV/m)	Limit (dBuV/m)	Ant.Pos (cm)	Tab.Pos (deg.)	Margin (dB)	Comment
	35.8316	25.53	QP	14.11	39.64	40.00	100	35	-0.36	
	55.2705	25.66	QP	13.82	39.48	40.00	100	125	-0.52	
*	68.8777	27.69	QP	12.04	39.73	40.00	100	80	-0.27	
	80.5411	29.71	QP	9.97	39.68	40.00	100	160	-0.32	



Radiated Emission Measurement

Operator: Leon

File :3

Data :#1

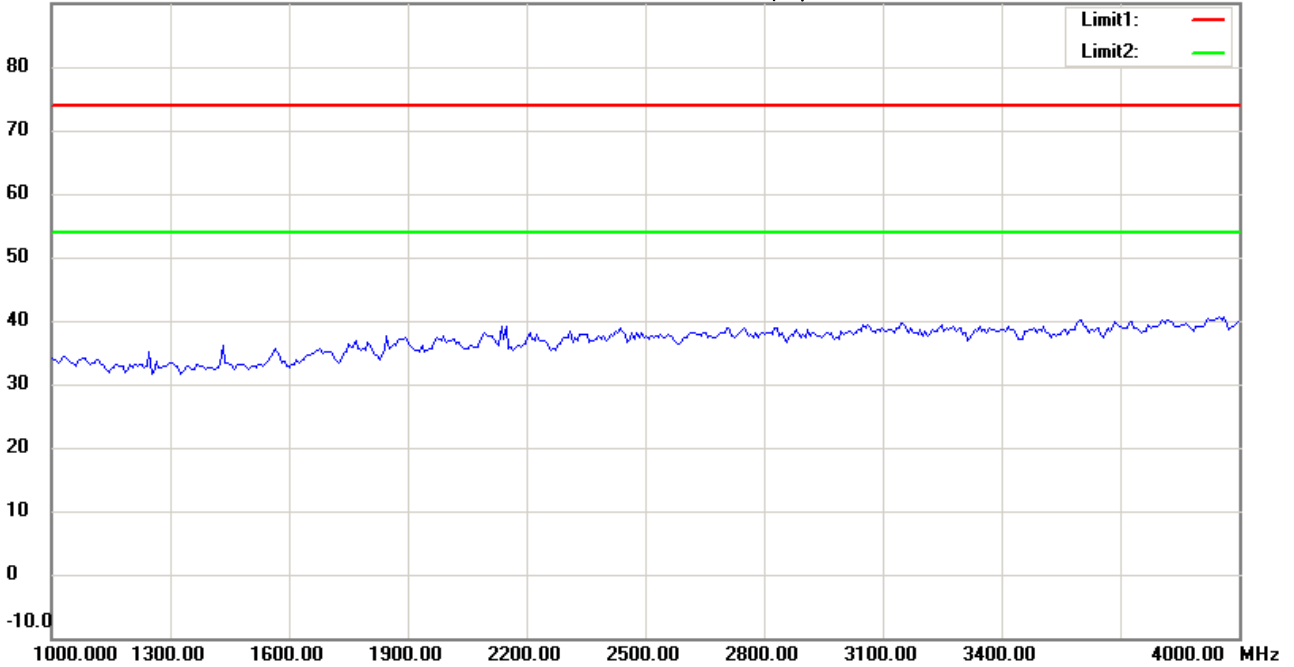
Date: 2015/1/26

Temperature:24 °C

90.0 dBuV/m

Time: 下午 01:31:16

Humidity:60 %



Site : Chamber

Condition : FCC\_part 15 RE-Class C\_Above 1GHz\_PK

Polarization: *Horizontal*

EUT : W6M21410-14560

Power : 120 Va.c.

M/N:

Distance: 3m

Test Mode : TX 802.11a CH157

Note :

Mk.	Frequency (MHz)	Reading (dBuV)	Detector	Corr. factor (dB/m)	Result (dBuV/m)	Limit (dBuV/m)	Ant.Pos (cm)	Tab.Pos (deg.)	Margin (dB)	Comment
-----	-----------------	----------------	----------	---------------------	-----------------	----------------	--------------	----------------	-------------	---------



Radiated Emission Measurement

Operator: Leon

File :3

Data :#7

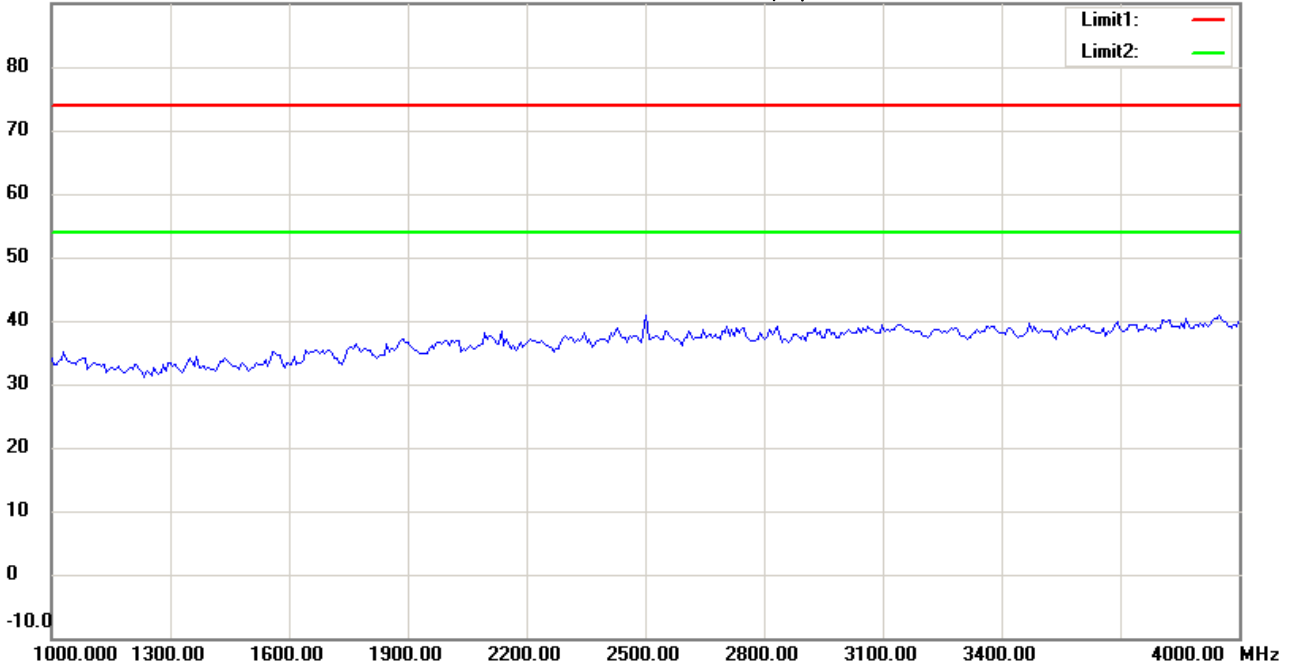
Date: 2015/1/26

Temperature:24 °C

90.0 dBuV/m

Time: 下午 01:33:52

Humidity:60 %



Site : Chamber

Condition : FCC\_part 15 RE-Class C\_Above 1GHz\_PK

Polarization: *Vertical*

EUT : W6M21410-14560

Power : 120 Va.c.

M/N:

Distance: 3m

Test Mode : TX 802.11a CH157

Note :

Mk.	Frequency (MHz)	Reading (dBuV)	Detector	Corr. factor (dB/m)	Result (dBuV/m)	Limit (dBuV/m)	Ant.Pos (cm)	Tab.Pos (deg.)	Margin (dB)	Comment
-----	-----------------	----------------	----------	---------------------	-----------------	----------------	--------------	----------------	-------------	---------



Radiated Emission Measurement

Operator: Leon

File :3

Data :#2

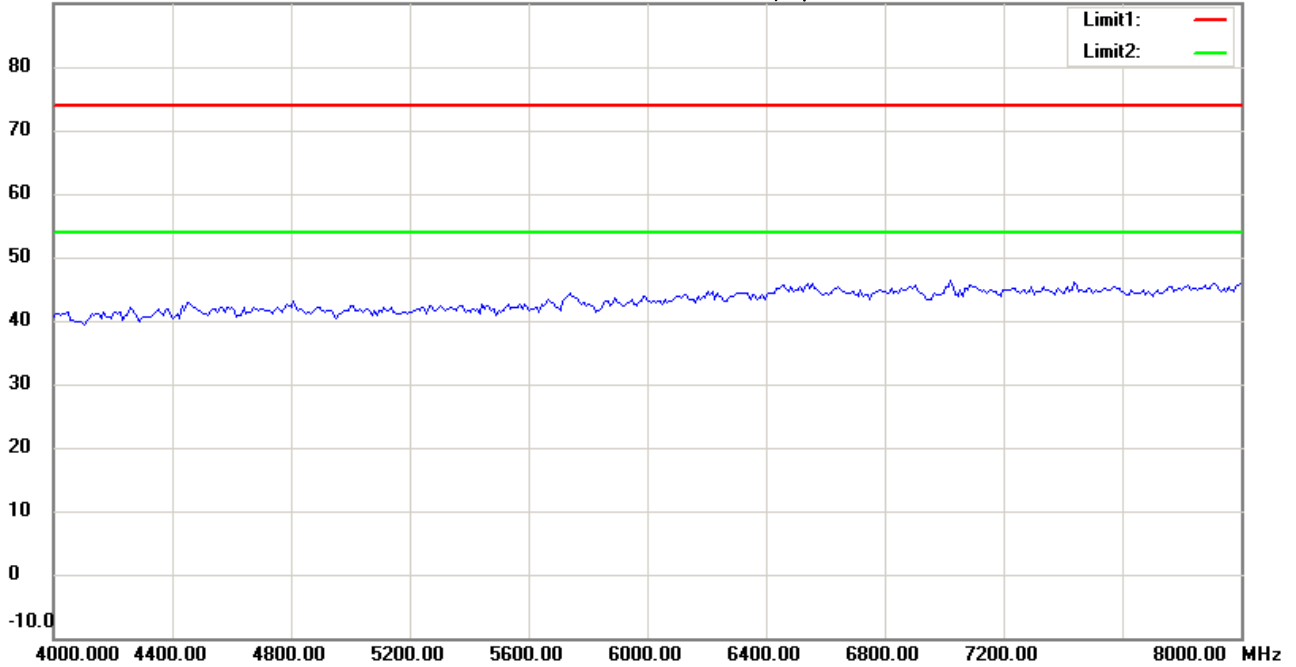
Date: 2015/1/26

Temperature:24 °C

90.0 dBuV/m

Time: 下午 01:31:24

Humidity:60 %



Site : Chamber

Condition : FCC\_part 15 RE-Class C\_Above 1GHz\_PK

EUT : W6M21410-14560

M/N:

Test Mode : TX 802.11a CH157

Note :

Polarization: *Horizontal*

Power : 120 Va.c.

Distance: 3m

Mk.	Frequency (MHz)	Reading (dBuV)	Detector	Corr. factor (dB/m)	Result (dBuV/m)	Limit (dBuV/m)	Ant.Pos (cm)	Tab.Pos (deg.)	Margin (dB)	Comment
-----	-----------------	----------------	----------	---------------------	-----------------	----------------	--------------	----------------	-------------	---------



Radiated Emission Measurement

Operator: Leon

File :3

Data :#8

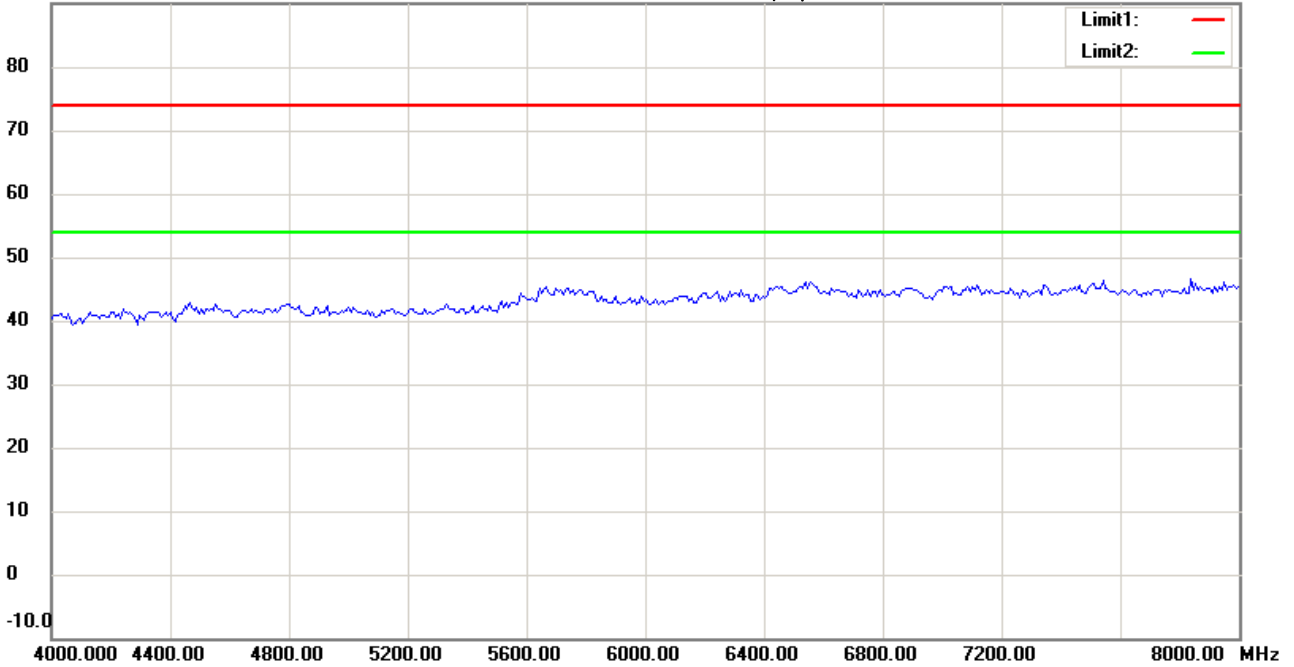
Date: 2015/1/26

Temperature:24 °C

90.0 dBuV/m

Time: 下午 01:34:00

Humidity:60 %



Site : Chamber

Condition : FCC\_part 15 RE-Class C\_Above 1GHz\_PK

Polarization: *Vertical*

EUT : W6M21410-14560

Power : 120 Va.c.

M/N:

Distance: 3m

Test Mode : TX 802.11a CH157

Note :

Mk.	Frequency (MHz)	Reading (dBuV)	Detector	Corr. factor (dB/m)	Result (dBuV/m)	Limit (dBuV/m)	Ant.Pos (cm)	Tab.Pos (deg.)	Margin (dB)	Comment
-----	-----------------	----------------	----------	---------------------	-----------------	----------------	--------------	----------------	-------------	---------





Radiated Emission Measurement

Operator: Leon

File :3

Data :#3

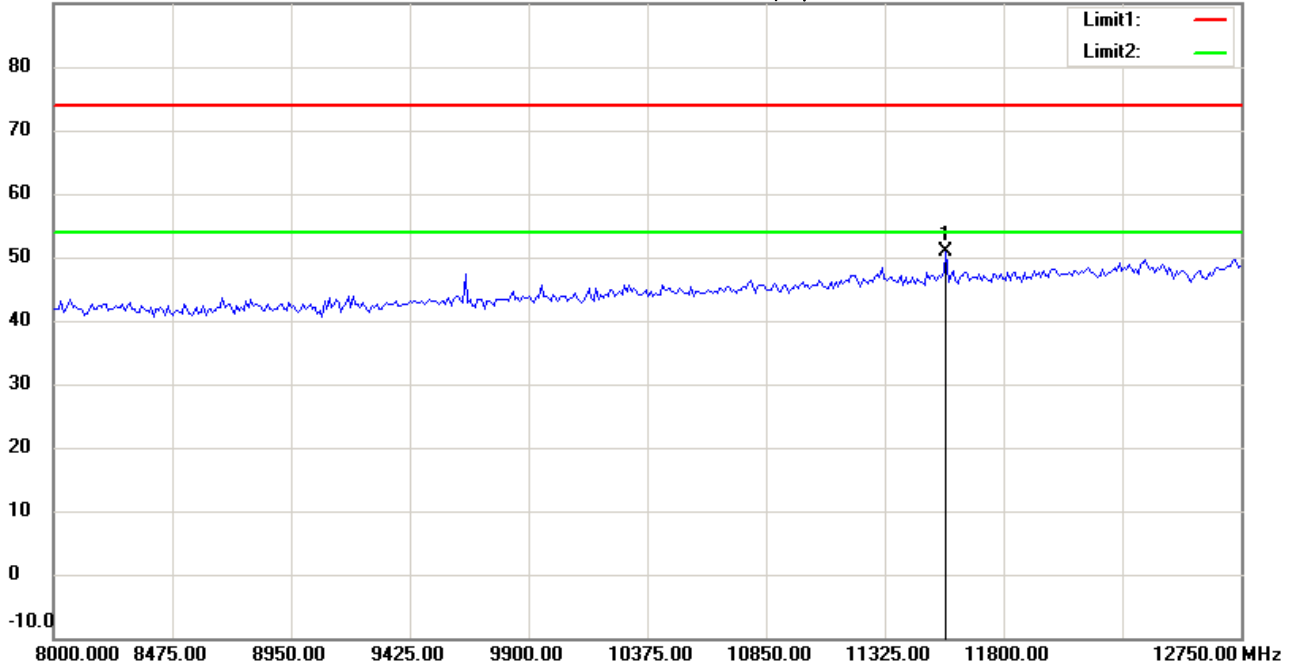
Date: 2015/1/26

Temperature:24 °C

90.0 dBuV/m

Time: 下午 01:32:12

Humidity:60 %



Site : Chamber

Condition : FCC\_part 15 RE-Class C\_Above 1GHz\_PK

Polarization: *Horizontal*

EUT : W6M21410-14560

Power : 120 V.a.c.

M/N:

Distance: 3m

Test Mode : TX 802.11a CH157

Note :

Mk.	Frequency (MHz)	Reading (dBuV)	Detector	Corr. factor (dB/m)	Result (dBuV/m)	Limit (dBuV/m)	Ant.Pos (cm)	Tab.Pos (deg.)	Margin (dB)	Comment
*	11569.639	39.05	peak	11.93	50.98	74.00	100	155	-23.02	



Radiated Emission Measurement

Operator: Leon

File :3

Data :#9

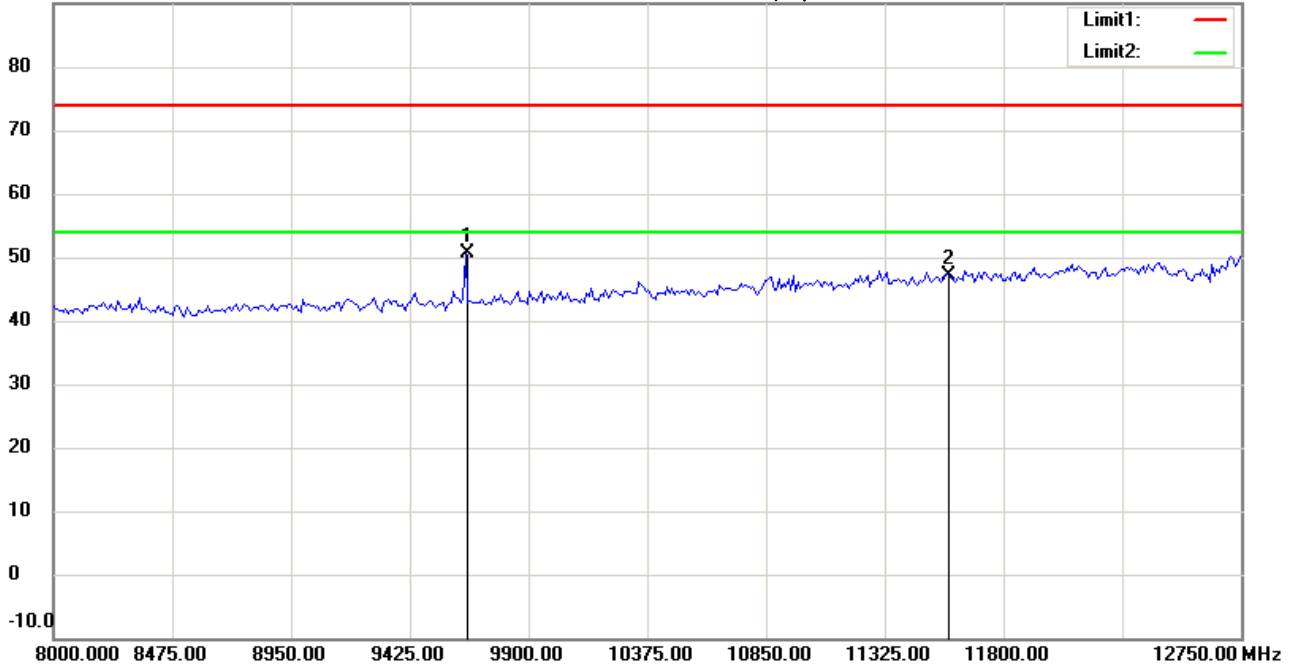
Date: 2015/1/26

Temperature:24 °C

90.0 dBuV/m

Time: 下午 01:35:03

Humidity:60 %



Site : Chamber

Condition : FCC\_part 15 RE-Class C\_Above 1GHz\_PK

Polarization: *Vertical*

EUT : W6M21410-14560

Power : 120 V.a.c.

M/N:

Distance: 3m

Test Mode : TX 802.11a CH157

Note :

Mk.	Frequency (MHz)	Reading (dBuV)	Detector	Corr. factor (dB/m)	Result (dBuV/m)	Limit (dBuV/m)	Ant.Pos (cm)	Tab.Pos (deg.)	Margin (dB)	Comment
*	9646.794	43.23	peak	7.46	50.69	74.00	100	155	-23.31	
	11570.000	35.21	peak	11.93	47.14	74.00	100	130	-26.86	



Radiated Emission Measurement

Operator: Leon

File :3

Data :#4

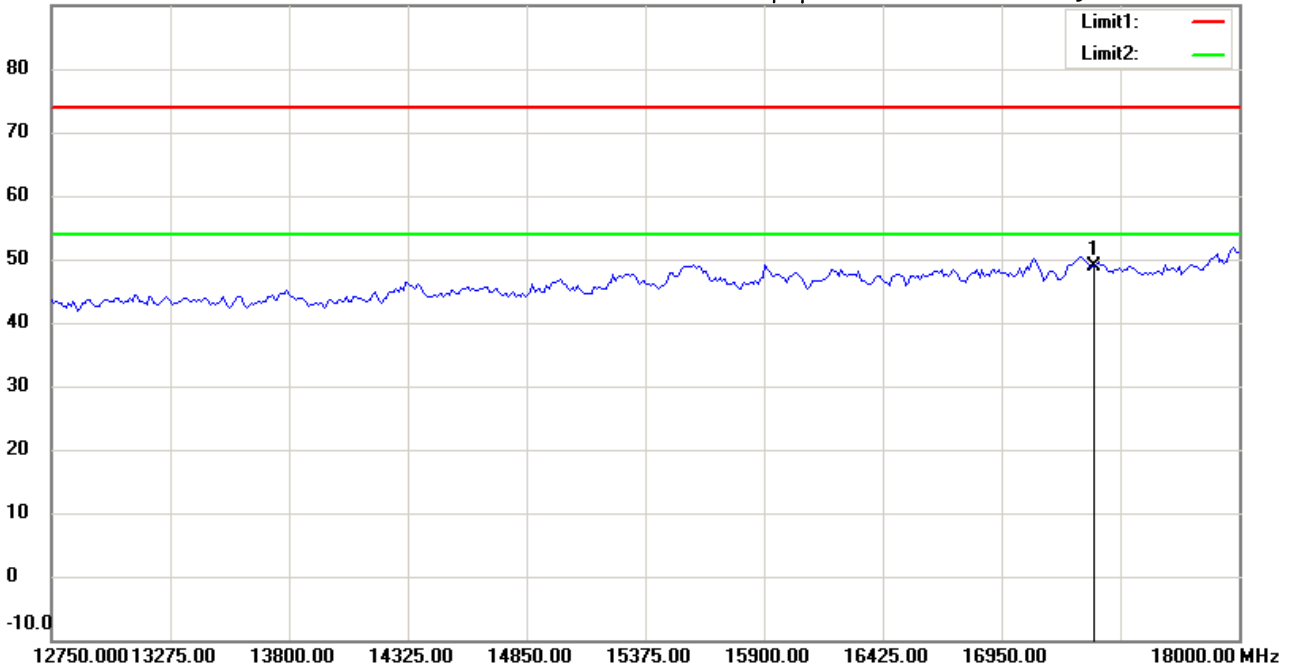
Date: 2015/1/26

Temperature:24 °C

90.0 dBuV/m

Time: 下午 01:33:05

Humidity:60 %



Site : Chamber

Condition : FCC\_part 15 RE-Class C\_Above 1GHz\_PK

Polarization: *Horizontal*

EUT : W6M21410-14560

Power : 120 Va.c.

M/N:

Distance: 3m

Test Mode : TX 802.11a CH157

Note :

Mk.	Frequency (MHz)	Reading (dBuV)	Detector	Corr. factor (dB/m)	Result (dBuV/m)	Limit (dBuV/m)	Ant.Pos (cm)	Tab.Pos (deg.)	Margin (dB)	Comment
*	17355.000	28.05	peak	20.94	48.99	74.00	100	60	-25.01	



Radiated Emission Measurement

Operator: Leon

File :3

Data :#10

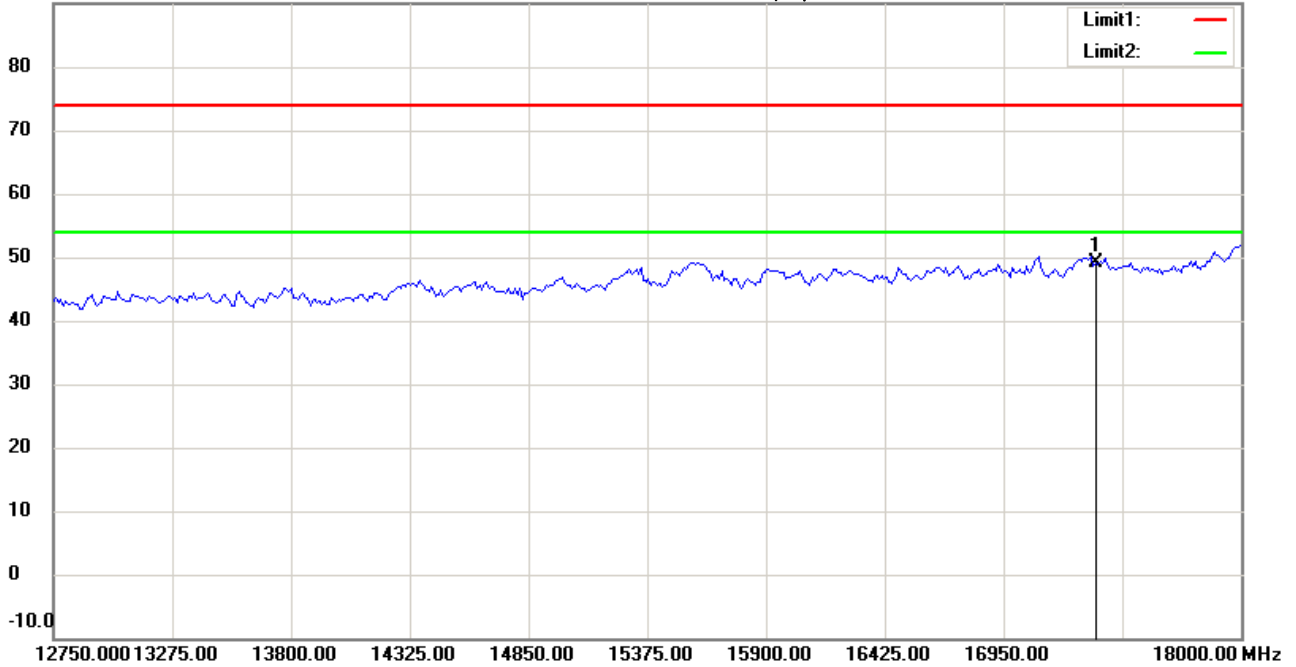
Date: 2015/1/26

Temperature:24 °C

90.0 dBuV/m

Time: 下午 01:35:57

Humidity:60 %



Site : Chamber

Condition : FCC\_part 15 RE-Class C\_Above 1GHz\_PK

Polarization: *Vertical*

EUT : W6M21410-14560

Power : 120 V.a.c.

M/N:

Distance: 3m

Test Mode : TX 802.11a CH157

Note :

Mk.	Frequency (MHz)	Reading (dBuV)	Detector	Corr. factor (dB/m)	Result (dBuV/m)	Limit (dBuV/m)	Ant.Pos (cm)	Tab.Pos (deg.)	Margin (dB)	Comment
*	17355.000	28.26	peak	20.94	49.20	74.00	100	50	-24.80	



Radiated Emission Measurement

Operator: Leon

File :3

Data :#5

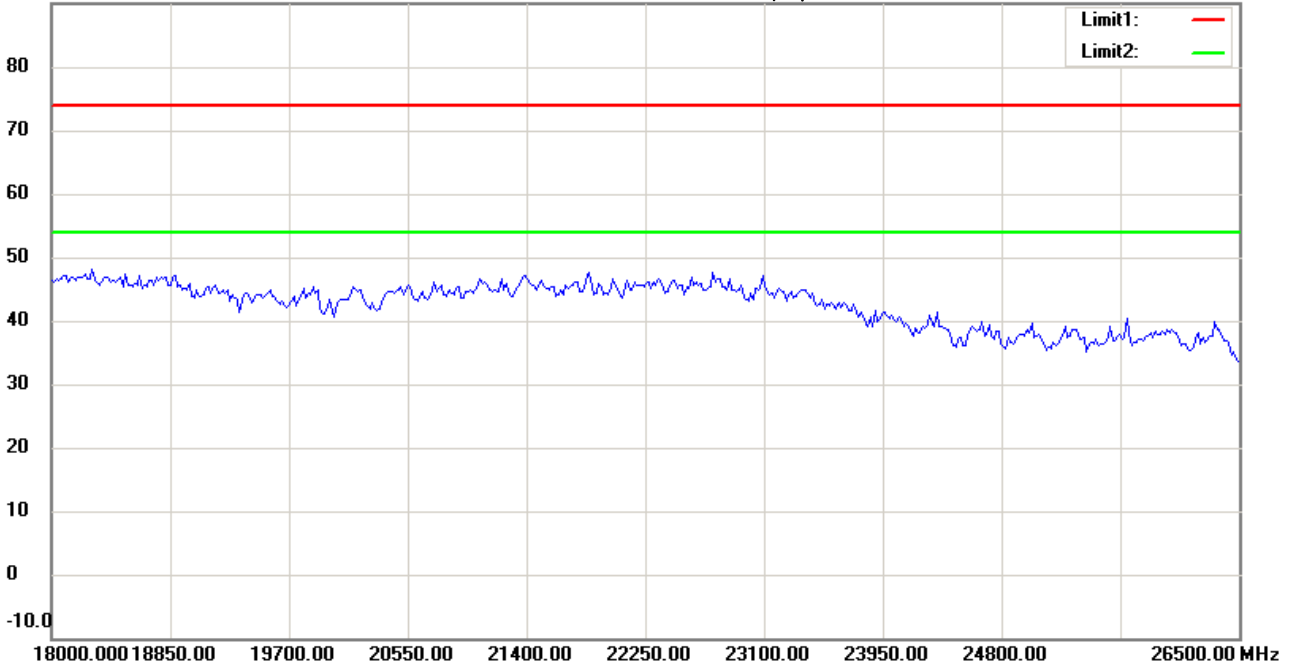
Date: 2015/1/26

Temperature:24 °C

90.0 dBuV/m

Time: 下午 01:33:15

Humidity:60 %



Site : Chamber

Condition : FCC\_part 15 RE-Class C\_Above 1GHz\_PK

EUT : W6M21410-14560

M/N:

Test Mode : TX 802.11a CH157

Note :

Polarization: *Horizontal*

Power : 120 V.a.c.

Distance: 3m

Mk.	Frequency (MHz)	Reading (dBuV)	Detector	Corr. factor (dB/m)	Result (dBuV/m)	Limit (dBuV/m)	Ant.Pos (cm)	Tab.Pos (deg.)	Margin (dB)	Comment
-----	-----------------	----------------	----------	---------------------	-----------------	----------------	--------------	----------------	-------------	---------



Radiated Emission Measurement

Operator: Leon

File :3

Data :#11

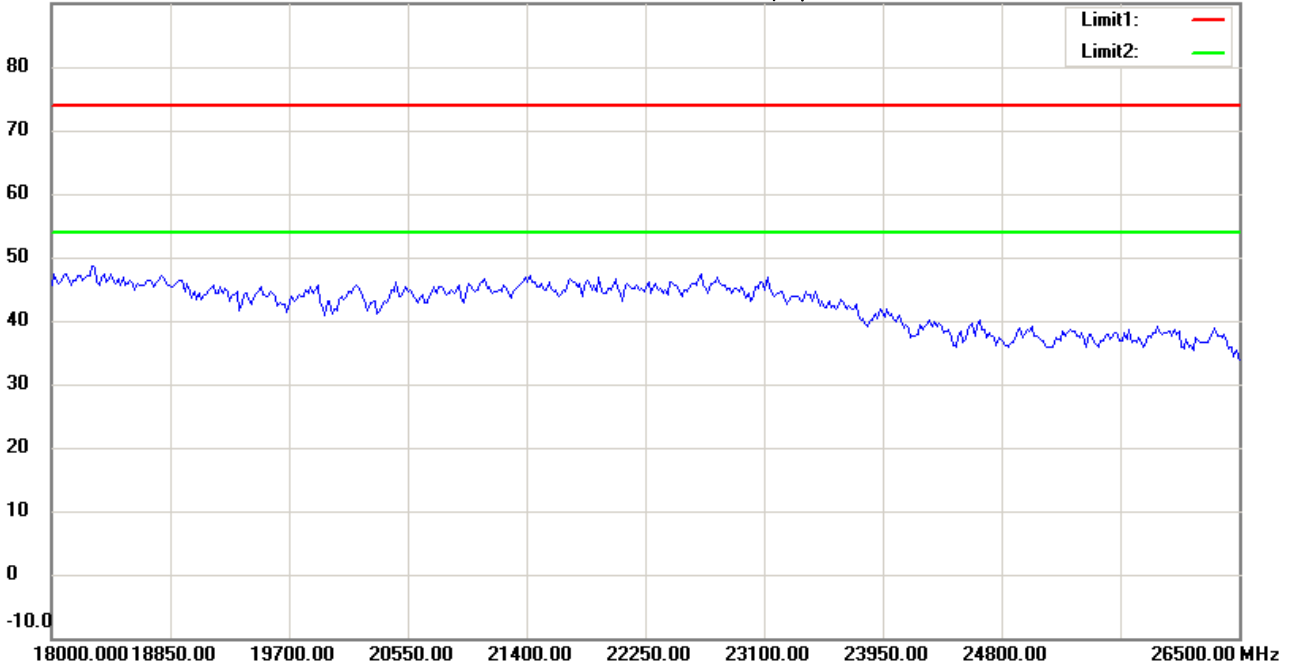
Date: 2015/1/26

Temperature:24 °C

90.0 dBuV/m

Time: 下午 01:36:06

Humidity:60 %



Site : Chamber

Condition : FCC\_part 15 RE-Class C\_Above 1GHz\_PK

EUT : W6M21410-14560

M/N:

Test Mode : TX 802.11a CH157

Note :

Polarization: *Vertical*

Power : 120 V.a.c.

Distance: 3m

Mk.	Frequency (MHz)	Reading (dBuV)	Detector	Corr. factor (dB/m)	Result (dBuV/m)	Limit (dBuV/m)	Ant.Pos (cm)	Tab.Pos (deg.)	Margin (dB)	Comment
-----	-----------------	----------------	----------	---------------------	-----------------	----------------	--------------	----------------	-------------	---------



Radiated Emission Measurement

Operator: Leon

File :3

Data :#6

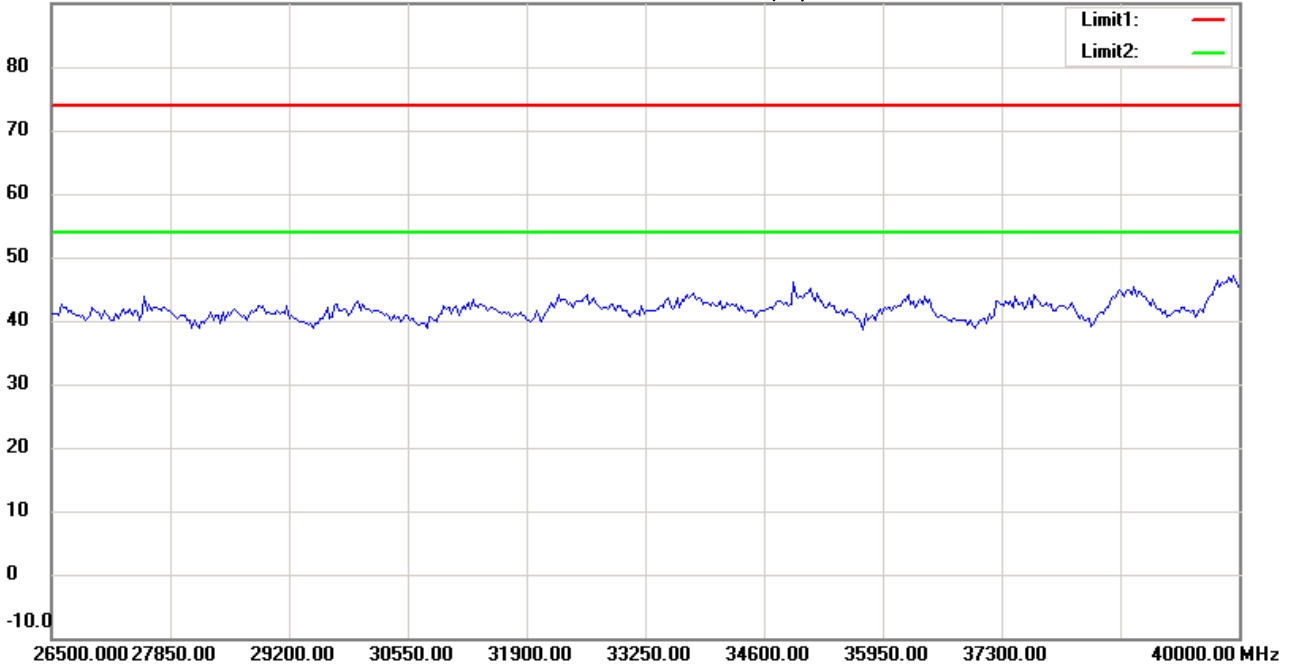
Date: 2015/1/26

Temperature:24 °C

90.0 dBuV/m

Time: 下午 01:33:25

Humidity:60 %



Site : Chamber

Condition : FCC\_part 15 RE-Class C\_Above 1GHz\_PK

EUT : W6M21410-14560

M/N:

Test Mode : TX 802.11a CH157

Note :

Polarization: *Horizontal*

Power : 120 Va.c.

Distance: 3m

Mk.	Frequency (MHz)	Reading (dBuV)	Detector	Corr. factor (dB/m)	Result (dBuV/m)	Limit (dBuV/m)	Ant.Pos (cm)	Tab.Pos (deg.)	Margin (dB)	Comment
-----	-----------------	----------------	----------	---------------------	-----------------	----------------	--------------	----------------	-------------	---------



Radiated Emission Measurement

Operator: Leon

File :3

Data :#12

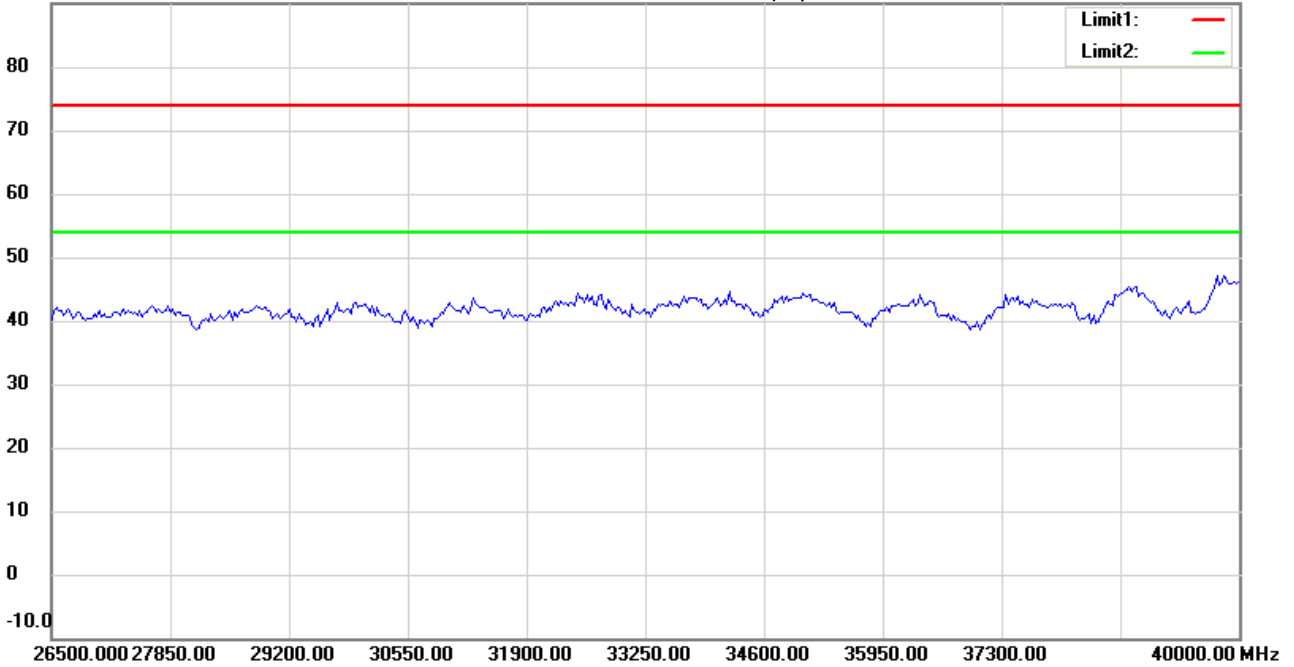
Date: 2015/1/26

Temperature:24 °C

90.0 dBuV/m

Time: 下午 01:36:16

Humidity:60 %



Site : Chamber

Condition : FCC\_part 15 RE-Class C\_Above 1GHz\_PK

EUT : W6M21410-14560

M/N:

Test Mode : TX 802.11a CH157

Note :

Polarization: *Vertical*

Power : 120 V.a.c.

Distance: 3m

Mk.	Frequency (MHz)	Reading (dBuV)	Detector	Corr. factor (dB/m)	Result (dBuV/m)	Limit (dBuV/m)	Ant.Pos (cm)	Tab.Pos (deg.)	Margin (dB)	Comment
-----	-----------------	----------------	----------	---------------------	-----------------	----------------	--------------	----------------	-------------	---------





Radiated Emission Measurement

Operator: Leon

File :1

Data :#1

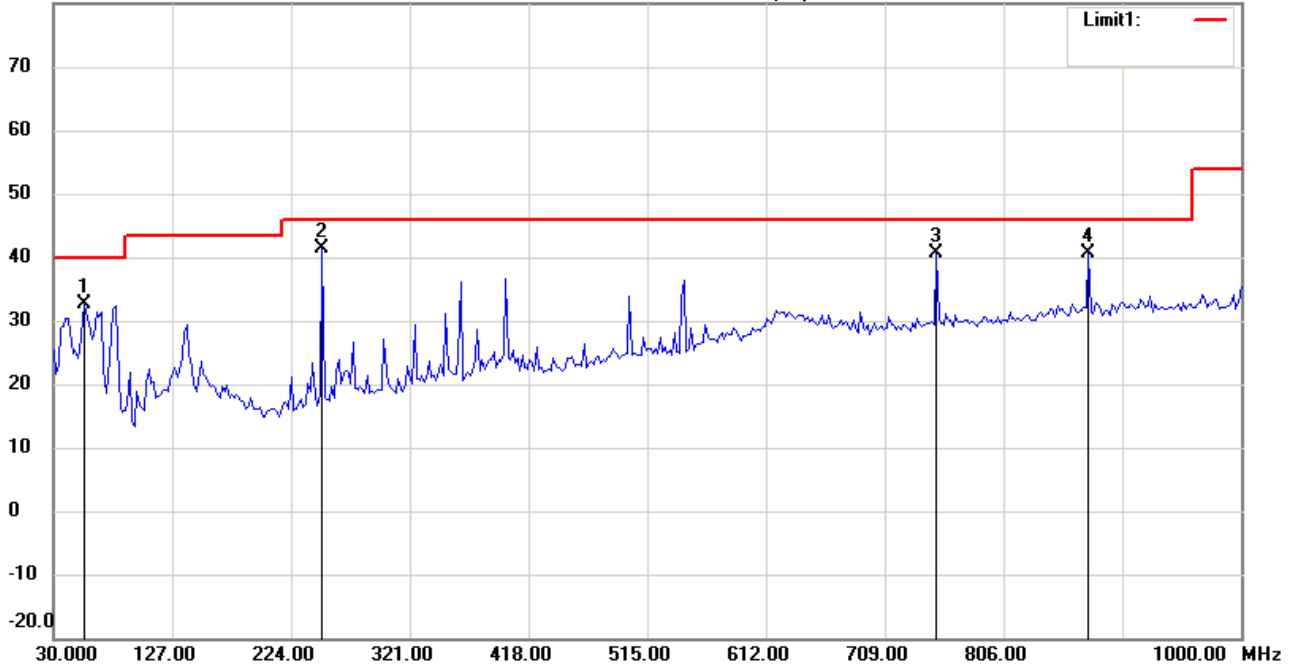
Date: 2014/12/27

Temperature:24 °C

80.0 dBuV/m

Time: 下午 08:52:08

Humidity:60 %



Site : Chamber

Condition : FCC\_part 15 RE-Class C\_30-1000MHz

Polarization: *Horizontal*

EUT : W6M21410-14560

Power : 120 V.a.c.

M/N:

Distance: 3m

Test Mode : TX 802.11a CH165

Note :

Mk.	Frequency (MHz)	Reading (dBuV)	Detector	Corr. factor (dB/m)	Result (dBuV/m)	Limit (dBuV/m)	Ant.Pos (cm)	Tab.Pos (deg.)	Margin (dB)	Comment
	55.2704	18.84	peak	13.82	32.66	40.00	100	115	-7.34	
*	249.6593	27.02	peak	14.44	41.46	46.00	100	90	-4.54	
	751.1824	14.57	peak	25.95	40.52	46.00	100	120	-5.48	
	875.5911	12.57	peak	27.97	40.54	46.00	100	135	-5.46	



Radiated Emission Measurement

Operator: Leon

File :1

Data :#2

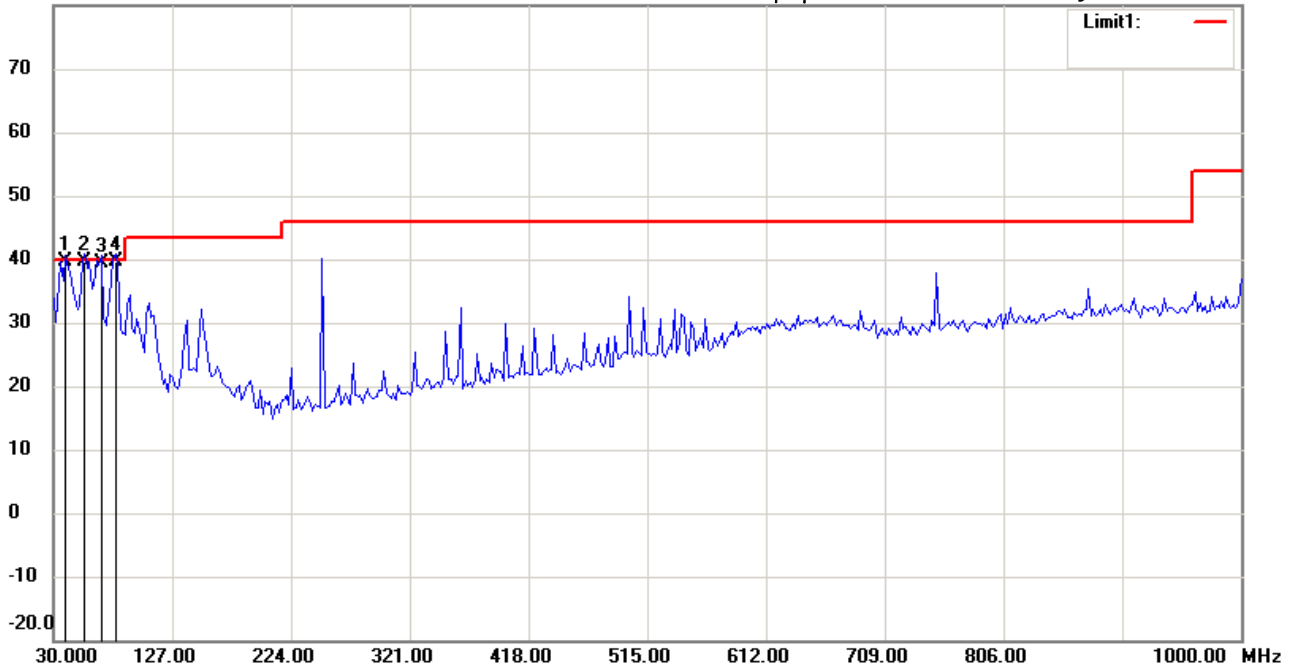
Date: 2014/12/27

Temperature:24 °C

80.0 dBuV/m

Time: 下午 08:52:53

Humidity:60 %



Site : Chamber

Condition : FCC\_part 15 RE-Class C\_30-1000MHz

EUT : W6M21410-14560

M/N:

Test Mode : TX 802.11a CH165

Note :

Polarization: *Vertical*

Power : 120 V.a.c.

Distance: 3m

Mk.	Frequency (MHz)	Reading (dBuV)	Detector	Corr. factor (dB/m)	Result (dBuV/m)	Limit (dBuV/m)	Ant.Pos (cm)	Tab.Pos (deg.)	Margin (dB)	Comment
*	39.7194	25.15	QP	14.56	39.71	40.00	100	95	-0.29	
	55.2705	25.78	QP	13.82	39.60	40.00	100	160	-0.40	
	68.8777	27.45	QP	12.04	39.49	40.00	100	135	-0.51	
	80.5411	29.64	QP	9.97	39.61	40.00	100	80	-0.39	



Radiated Emission Measurement

Operator: Leon

File :3

Data :#1

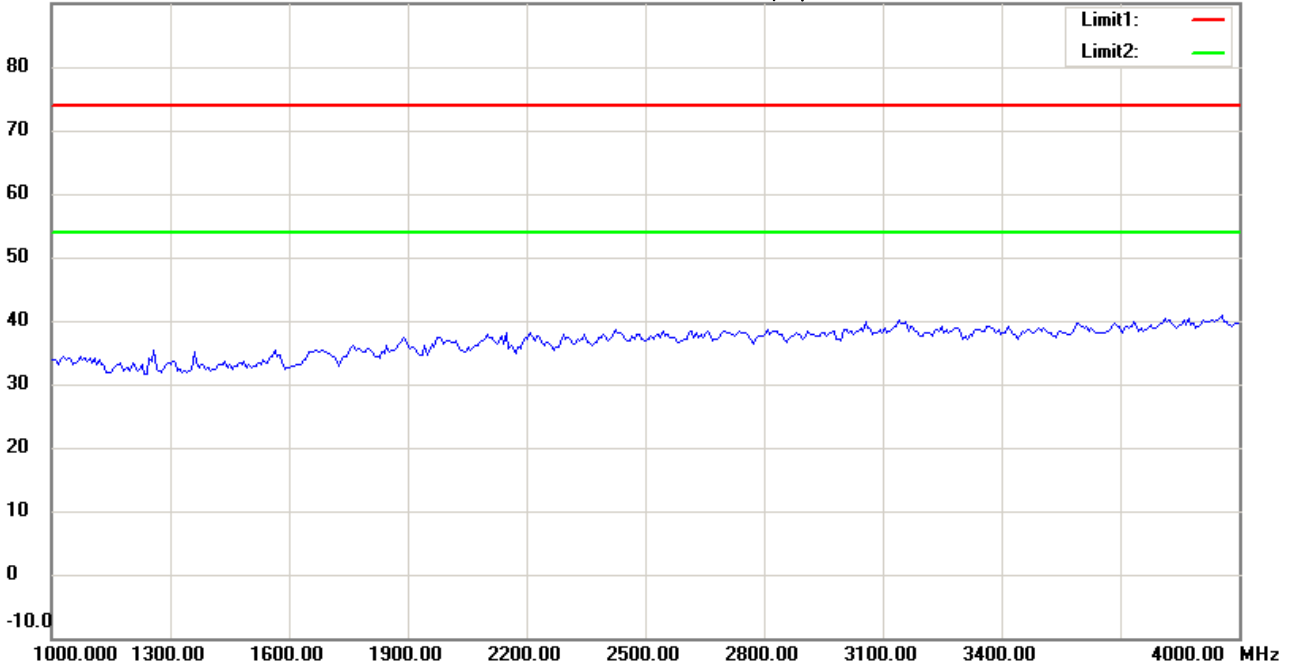
Date: 2015/1/26

Temperature:24 °C

90.0 dBuV/m

Time: 下午 01:40:23

Humidity:60 %



Site : Chamber

Condition : FCC\_part 15 RE-Class C\_Above 1GHz\_PK

Polarization: *Horizontal*

EUT : W6M21410-14560

Power : 120 Va.c.

M/N:

Distance: 3m

Test Mode : TX 802.11a CH165

Note :

Mk.	Frequency (MHz)	Reading (dBuV)	Detector	Corr. factor (dB/m)	Result (dBuV/m)	Limit (dBuV/m)	Ant.Pos (cm)	Tab.Pos (deg.)	Margin (dB)	Comment
-----	-----------------	----------------	----------	---------------------	-----------------	----------------	--------------	----------------	-------------	---------



Address:6F.,No.58,Ln 188,Ruey Kuang Rd,Neihu,Taipei  
 Tel:+886-2-6606-8877  
 Fax:+886-2-6606-8875

Radiated Emission Measurement

Operator: Leon

File :3

Data :#7

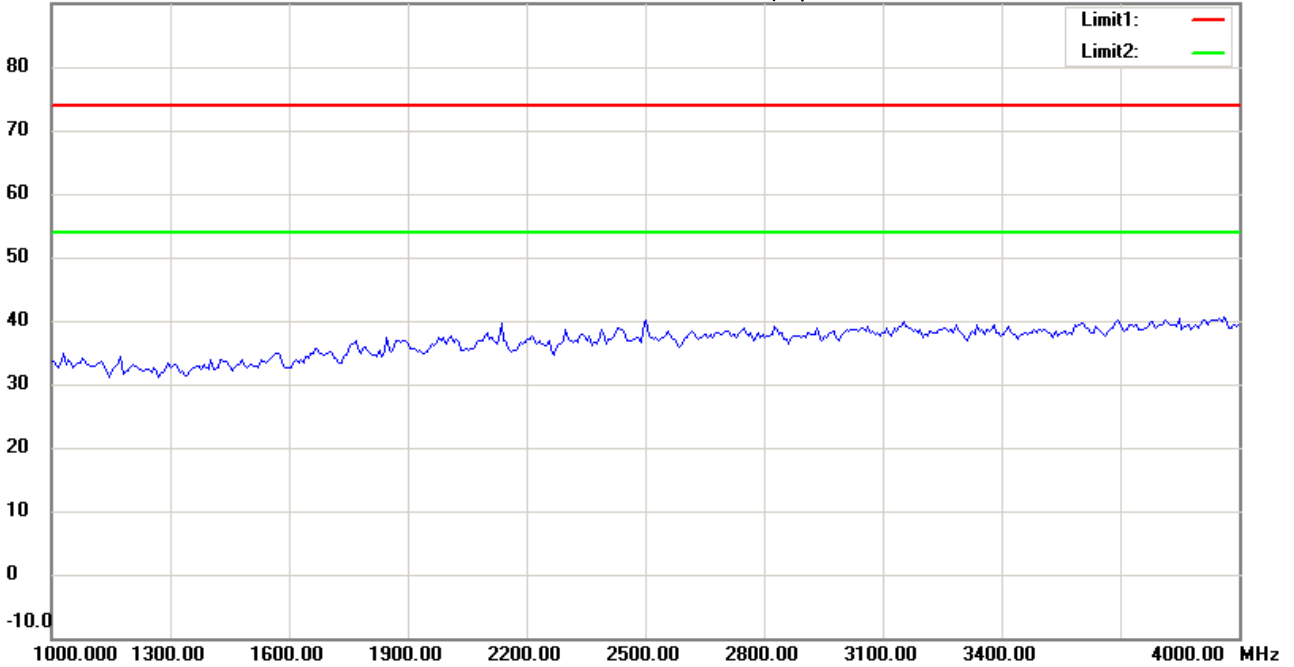
Date: 2015/1/26

Temperature:24 °C

90.0 dBuV/m

Time: 下午 01:43:17

Humidity:60 %



Site : Chamber

Condition : FCC\_part 15 RE-Class C\_Above 1GHz\_PK

Polarization: *Vertical*

EUT : W6M21410-14560

Power : 120 Va.c.

M/N:

Distance: 3m

Test Mode : TX 802.11a CH165

Note :

Mk.	Frequency (MHz)	Reading (dBuV)	Detector	Corr. factor (dB/m)	Result (dBuV/m)	Limit (dBuV/m)	Ant.Pos (cm)	Tab.Pos (deg.)	Margin (dB)	Comment
-----	-----------------	----------------	----------	---------------------	-----------------	----------------	--------------	----------------	-------------	---------

\*:Maximum data    x:Over limit    !:over margin



Radiated Emission Measurement

Operator: Leon

File :3

Data :#2

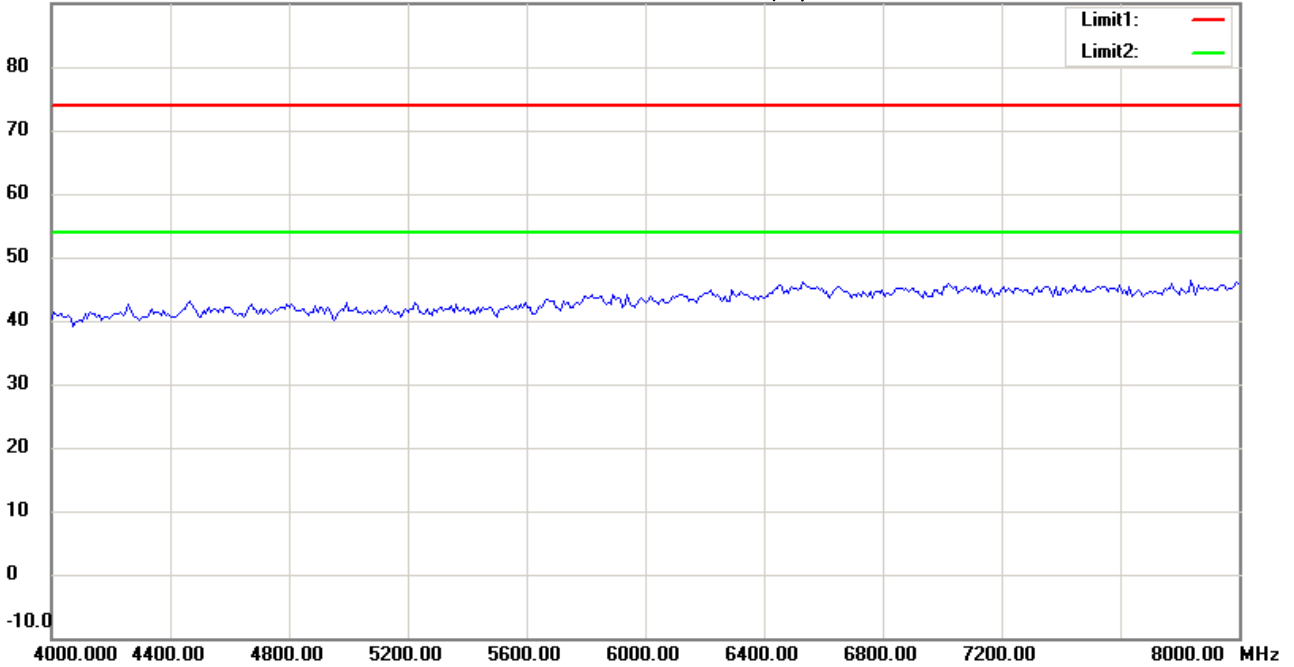
Date: 2015/1/26

Temperature:24 °C

90.0 dBuV/m

Time: 下午 01:40:30

Humidity:60 %



Site : Chamber

Condition : FCC\_part 15 RE-Class C\_Above 1GHz\_PK

EUT : W6M21410-14560

M/N:

Test Mode : TX 802.11a CH165

Note :

Polarization: *Horizontal*

Power : 120 Va.c.

Distance: 3m

Mk.	Frequency (MHz)	Reading (dBuV)	Detector	Corr. factor (dB/m)	Result (dBuV/m)	Limit (dBuV/m)	Ant.Pos (cm)	Tab.Pos (deg.)	Margin (dB)	Comment
-----	-----------------	----------------	----------	---------------------	-----------------	----------------	--------------	----------------	-------------	---------



Radiated Emission Measurement

Operator: Leon

File :3

Data :#8

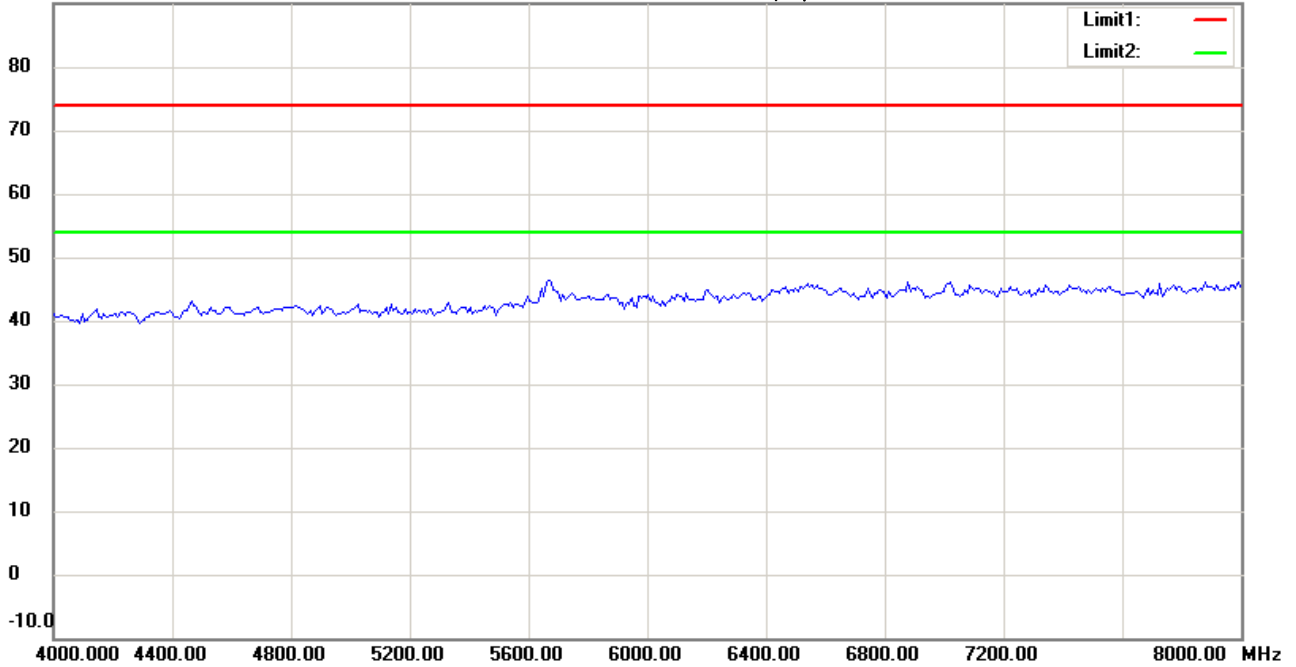
Date: 2015/1/26

Temperature:24 °C

90.0 dBuV/m

Time: 下午 01:43:25

Humidity:60 %



Site : Chamber

Condition : FCC\_part 15 RE-Class C\_Above 1GHz\_PK

EUT : W6M21410-14560

M/N:

Test Mode : TX 802.11a CH165

Note :

Polarization: *Vertical*

Power : 120 Va.c.

Distance: 3m

Mk.	Frequency (MHz)	Reading (dBuV)	Detector	Corr. factor (dB/m)	Result (dBuV/m)	Limit (dBuV/m)	Ant.Pos (cm)	Tab.Pos (deg.)	Margin (dB)	Comment
-----	-----------------	----------------	----------	---------------------	-----------------	----------------	--------------	----------------	-------------	---------



Radiated Emission Measurement

Operator: Leon

File :3

Data :#3

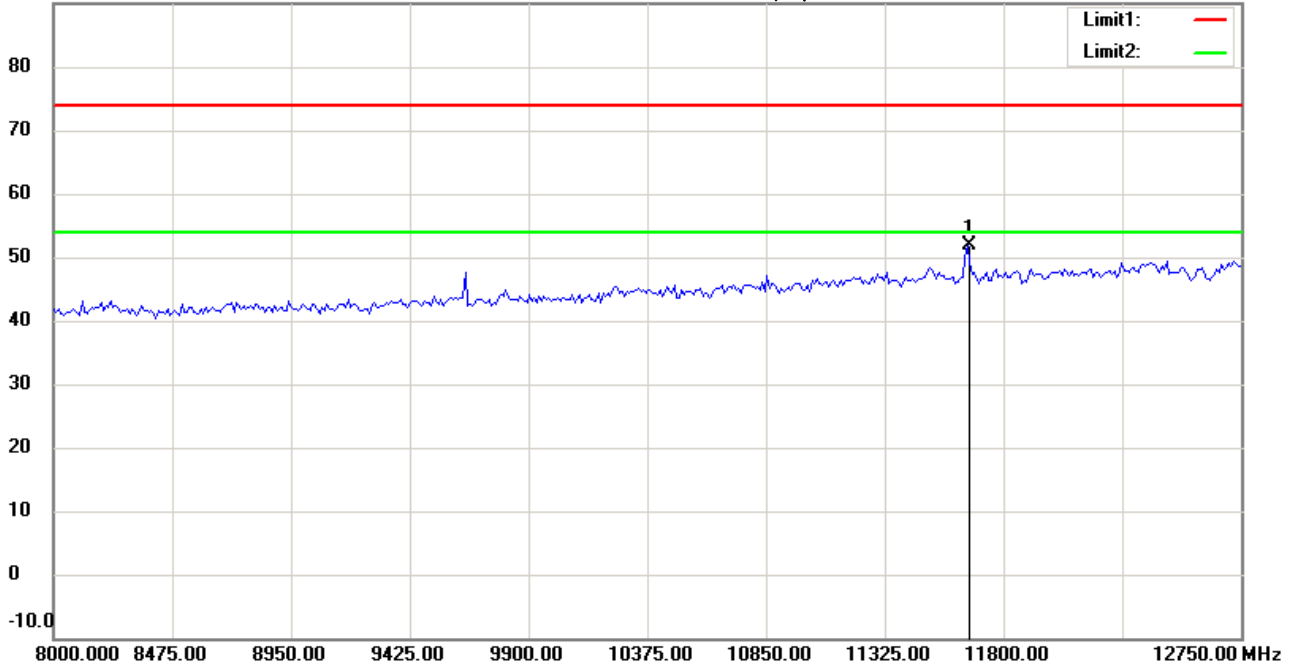
Date: 2015/1/26

Temperature:24 °C

90.0 dBuV/m

Time: 下午 01:41:54

Humidity:60 %



Site : Chamber

Condition : FCC\_part 15 RE-Class C\_Above 1GHz\_PK

Polarization: *Horizontal*

EUT : W6M21410-14560

Power : 120 V.a.c.

M/N:

Distance: 3m

Test Mode : TX 802.11a CH165

Note :

Mk.	Frequency (MHz)	Reading (dBuV)	Detector	Corr. factor (dB/m)	Result (dBuV/m)	Limit (dBuV/m)	Ant.Pos (cm)	Tab.Pos (deg.)	Margin (dB)	Comment
*	11655.311	39.89	peak	11.89	51.78	74.00	100	55	-22.22	



Radiated Emission Measurement

Operator: Leon

File :3

Data :#9

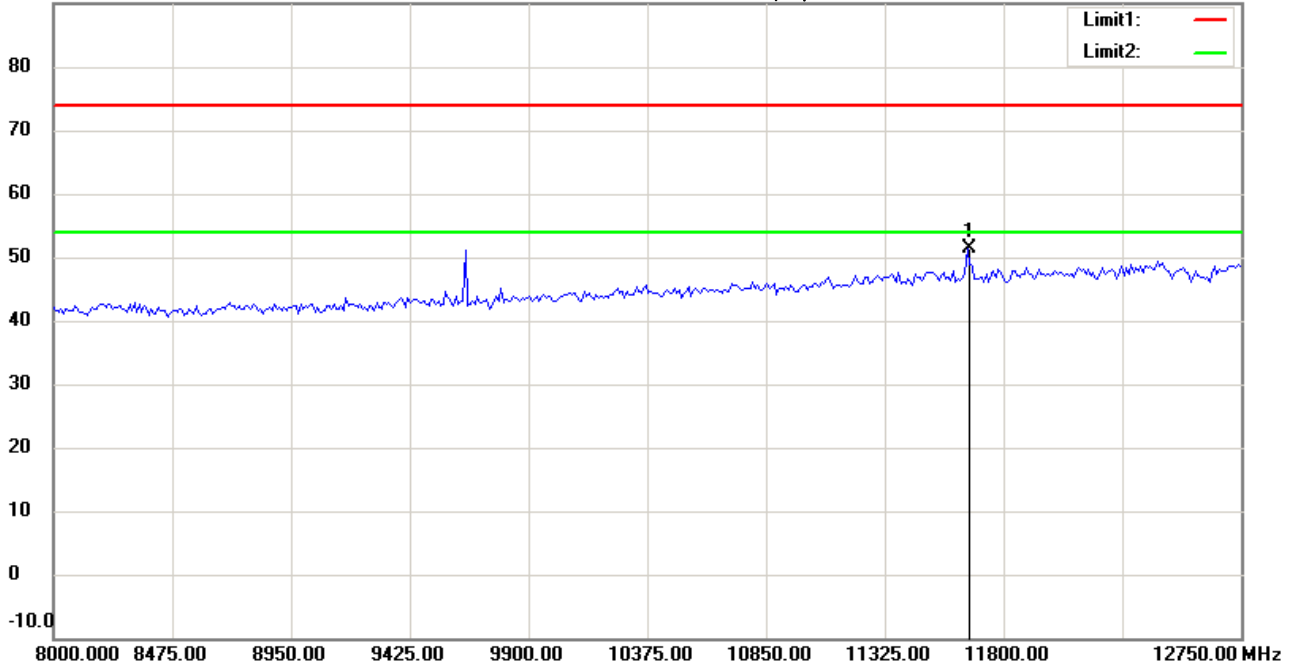
Date: 2015/1/26

Temperature:24 °C

90.0 dBuV/m

Time: 下午 01:44:32

Humidity:60 %



Site : Chamber

Condition : FCC\_part 15 RE-Class C\_Above 1GHz\_PK

Polarization: *Vertical*

EUT : W6M21410-14560

Power : 120 V.a.c.

M/N:

Distance: 3m

Test Mode : TX 802.11a CH165

Note :

Mk.	Frequency (MHz)	Reading (dBuV)	Detector	Corr. factor (dB/m)	Result (dBuV/m)	Limit (dBuV/m)	Ant.Pos (cm)	Tab.Pos (deg.)	Margin (dB)	Comment
*	11655.311	39.56	peak	11.89	51.45	74.00	100	130	-22.55	





Radiated Emission Measurement

Operator: Leon

File :3

Data :#4

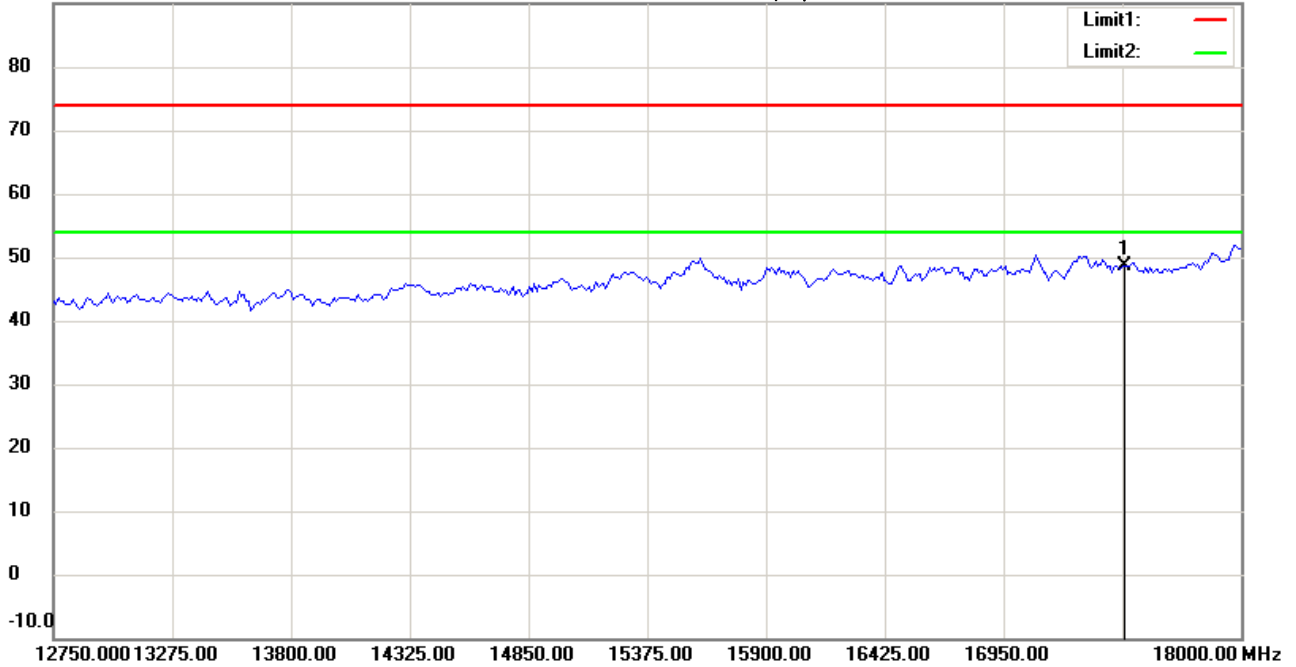
Date: 2015/1/26

Temperature:24 °C

90.0 dBuV/m

Time: 下午 01:42:48

Humidity:60 %



Site : Chamber

Condition : FCC\_part 15 RE-Class C\_Above 1GHz\_PK

EUT : W6M21410-14560

M/N:

Test Mode : TX 802.11a CH165

Note :

Polarization: *Horizontal*

Power : 120 Va.c.

Distance: 3m

Mk.	Frequency (MHz)	Reading (dBuV)	Detector	Corr. factor (dB/m)	Result (dBuV/m)	Limit (dBuV/m)	Ant.Pos (cm)	Tab.Pos (deg.)	Margin (dB)	Comment
*	17475.000	27.94	peak	20.79	48.73	74.00	100	125	-25.27	



Radiated Emission Measurement

Operator: Leon

File :3

Data :#10

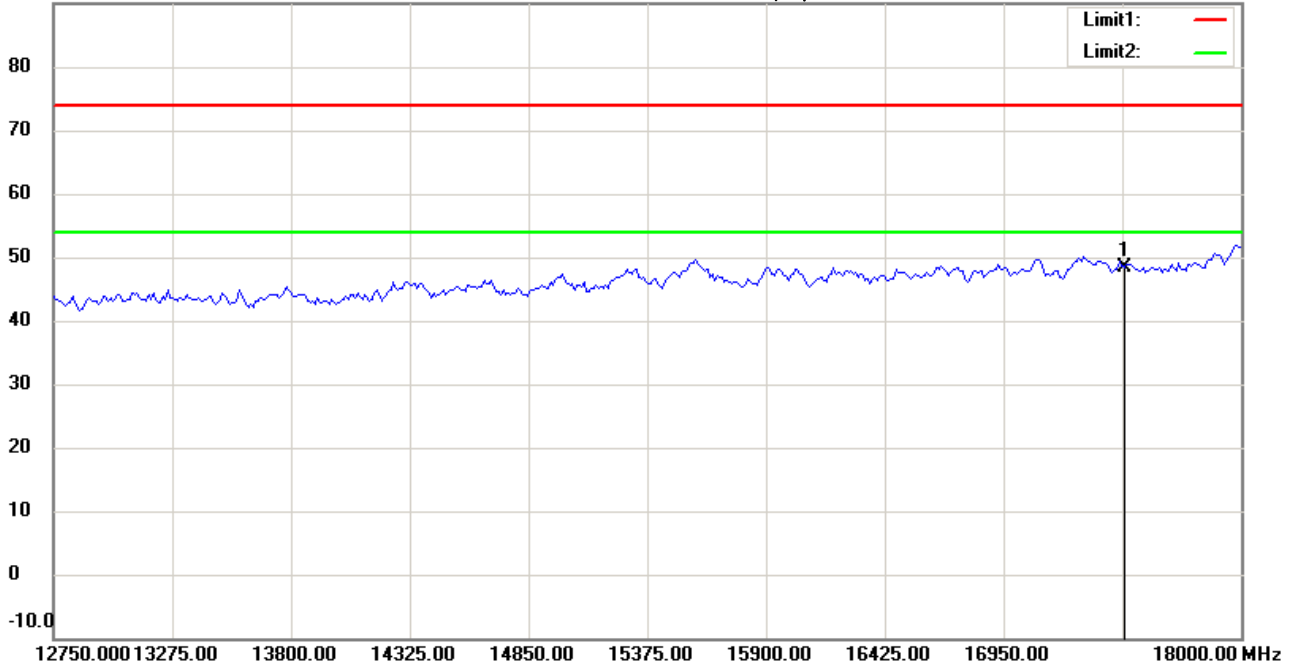
Date: 2015/1/26

Temperature:24 °C

90.0 dBuV/m

Time: 下午 01:45:25

Humidity:60 %



Site : Chamber

Condition : FCC\_part 15 RE-Class C\_Above 1GHz\_PK

Polarization: *Vertical*

EUT : W6M21410-14560

Power : 120 Va.c.

M/N:

Distance: 3m

Test Mode : TX 802.11a CH165

Note :

Mk.	Frequency (MHz)	Reading (dBuV)	Detector	Corr. factor (dB/m)	Result (dBuV/m)	Limit (dBuV/m)	Ant.Pos (cm)	Tab.Pos (deg.)	Margin (dB)	Comment
*	17475.000	27.48	peak	20.79	48.27	74.00	100	65	-25.73	



Radiated Emission Measurement

Operator: Leon

File :3

Data :#5

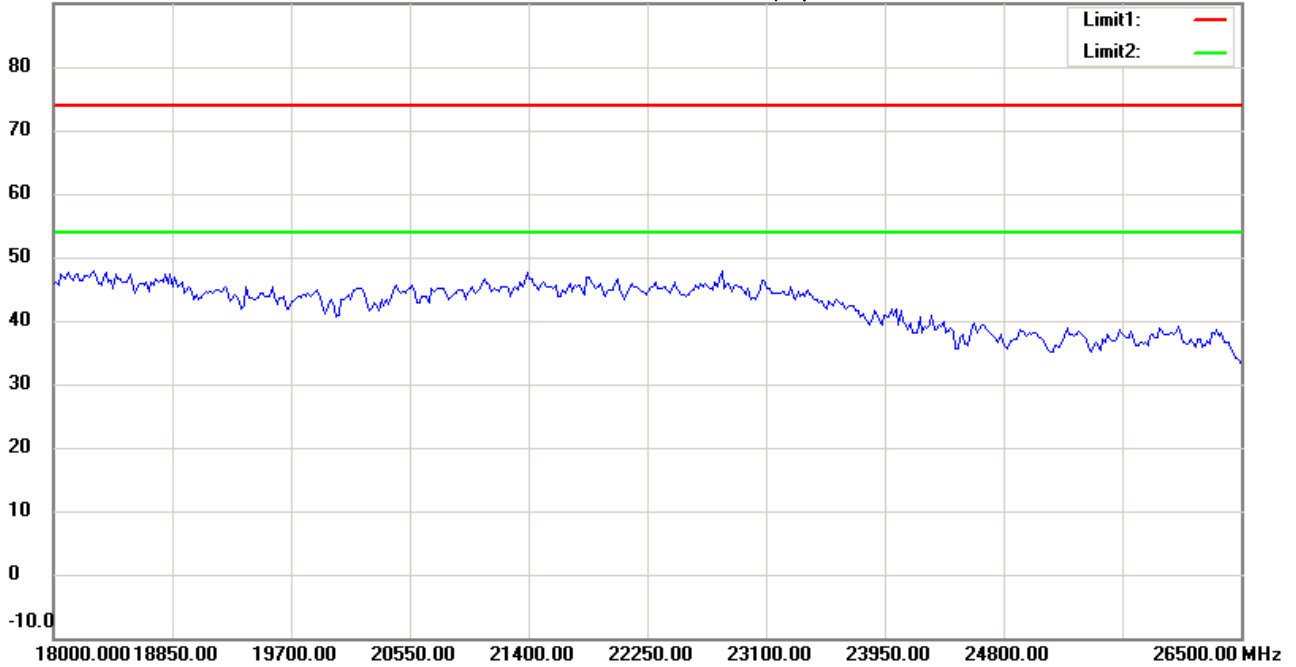
Date: 2015/1/26

Temperature:24 °C

90.0 dBuV/m

Time: 下午 01:42:58

Humidity:60 %



Site : Chamber

Condition : FCC\_part 15 RE-Class C\_Above 1GHz\_PK

EUT : W6M21410-14560

M/N:

Test Mode : TX 802.11a CH165

Note :

Polarization: *Horizontal*

Power : 120 Va.c.

Distance: 3m

Mk.	Frequency (MHz)	Reading (dBuV)	Detector	Corr. factor (dB/m)	Result (dBuV/m)	Limit (dBuV/m)	Ant.Pos (cm)	Tab.Pos (deg.)	Margin (dB)	Comment
-----	-----------------	----------------	----------	---------------------	-----------------	----------------	--------------	----------------	-------------	---------



Radiated Emission Measurement

Operator: Leon

File :3

Data :#11

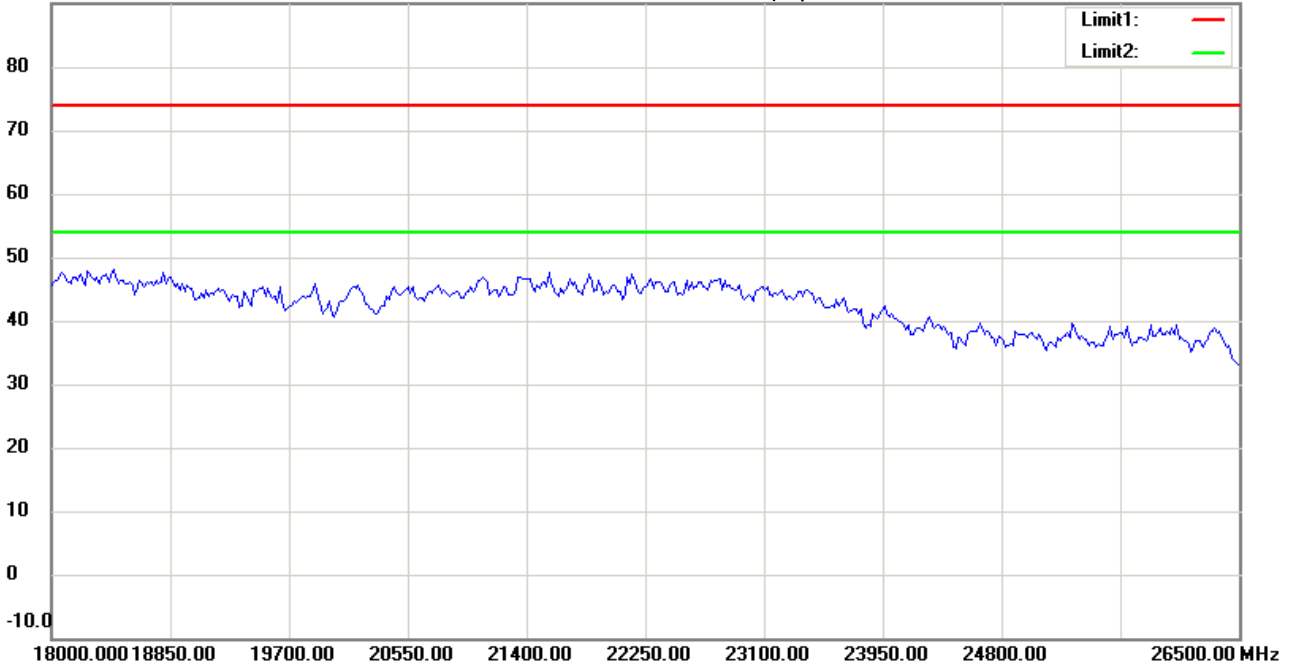
Date: 2015/1/26

Temperature:24 °C

90.0 dBuV/m

Time: 下午 01:45:35

Humidity:60 %



Site : Chamber

Condition : FCC\_part 15 RE-Class C\_Above 1GHz\_PK

Polarization: *Vertical*

EUT : W6M21410-14560

Power : 120 Va.c.

M/N:

Distance: 3m

Test Mode : TX 802.11a CH165

Note :

Mk.	Frequency (MHz)	Reading (dBuV)	Detector	Corr. factor (dB/m)	Result (dBuV/m)	Limit (dBuV/m)	Ant.Pos (cm)	Tab.Pos (deg.)	Margin (dB)	Comment
-----	-----------------	----------------	----------	---------------------	-----------------	----------------	--------------	----------------	-------------	---------



Radiated Emission Measurement

Operator: Leon

File :3

Data :#6

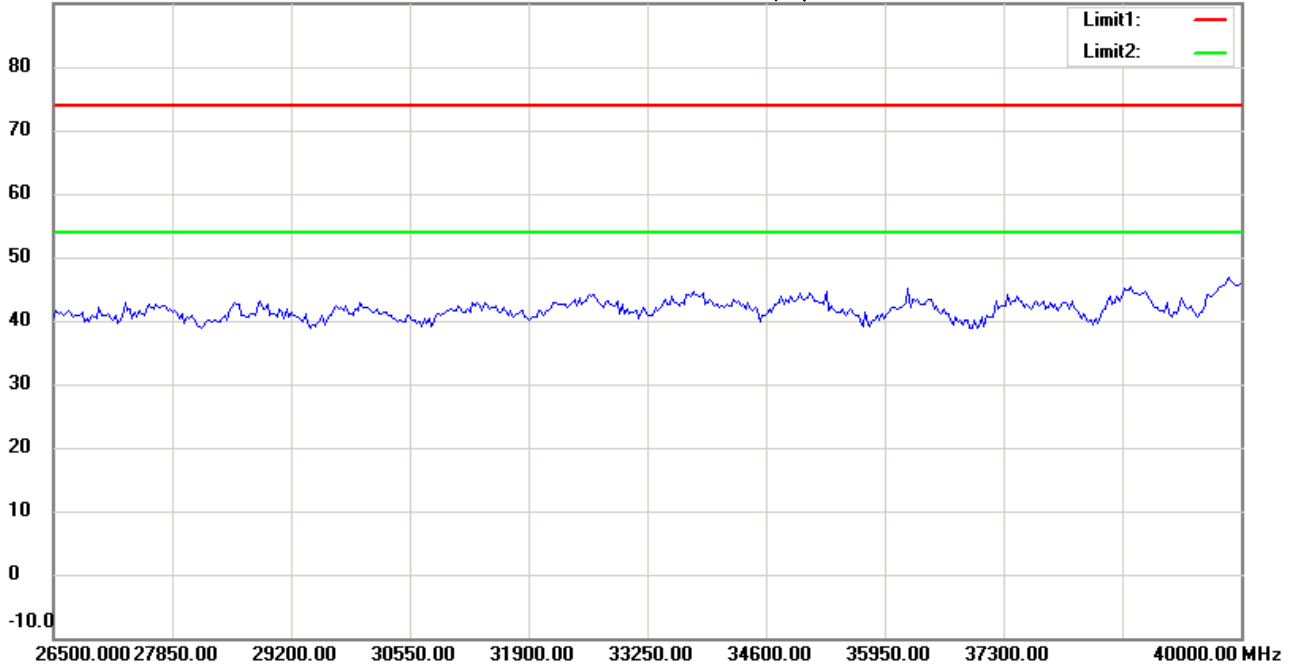
Date: 2015/1/26

Temperature:24 °C

90.0 dBuV/m

Time: 下午 01:43:08

Humidity:60 %



Site : Chamber

Condition : FCC\_part 15 RE-Class C\_Above 1GHz\_PK

EUT : W6M21410-14560

M/N:

Test Mode : TX 802.11a CH165

Note :

Polarization: *Horizontal*

Power : 120 Va.c.

Distance: 3m

Mk.	Frequency (MHz)	Reading (dBuV)	Detector	Corr. factor (dB/m)	Result (dBuV/m)	Limit (dBuV/m)	Ant.Pos (cm)	Tab.Pos (deg.)	Margin (dB)	Comment
-----	-----------------	----------------	----------	---------------------	-----------------	----------------	--------------	----------------	-------------	---------



Radiated Emission Measurement

Operator: Leon

File :3

Data :#12

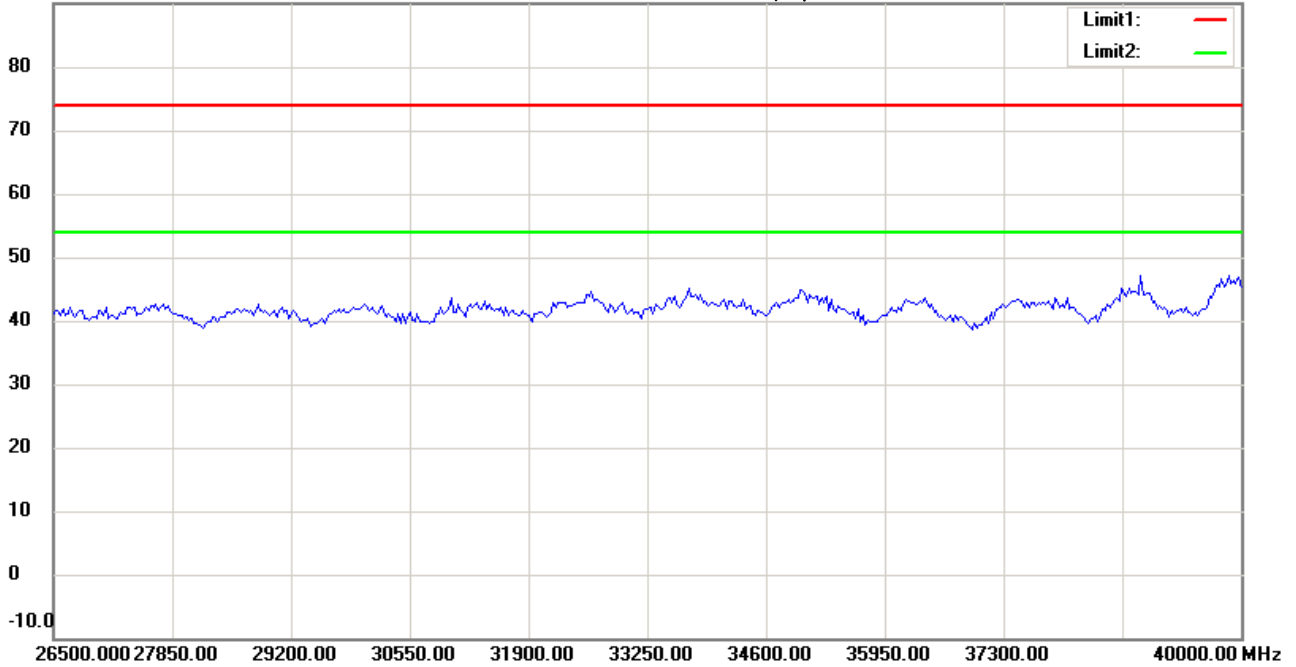
Date: 2015/1/26

Temperature:24 °C

90.0 dBuV/m

Time: 下午 01:45:45

Humidity:60 %



Site : Chamber

Condition : FCC\_part 15 RE-Class C\_Above 1GHz\_PK

EUT : W6M21410-14560

M/N:

Test Mode : TX 802.11a CH165

Note :

Polarization: *Vertical*

Power : 120 V.a.c.

Distance: 3m

Mk.	Frequency (MHz)	Reading (dBuV)	Detector	Corr. factor (dB/m)	Result (dBuV/m)	Limit (dBuV/m)	Ant.Pos (cm)	Tab.Pos (deg.)	Margin (dB)	Comment
-----	-----------------	----------------	----------	---------------------	-----------------	----------------	--------------	----------------	-------------	---------



Radiated Emission Measurement

Operator: Leon

File :1

Data :#1

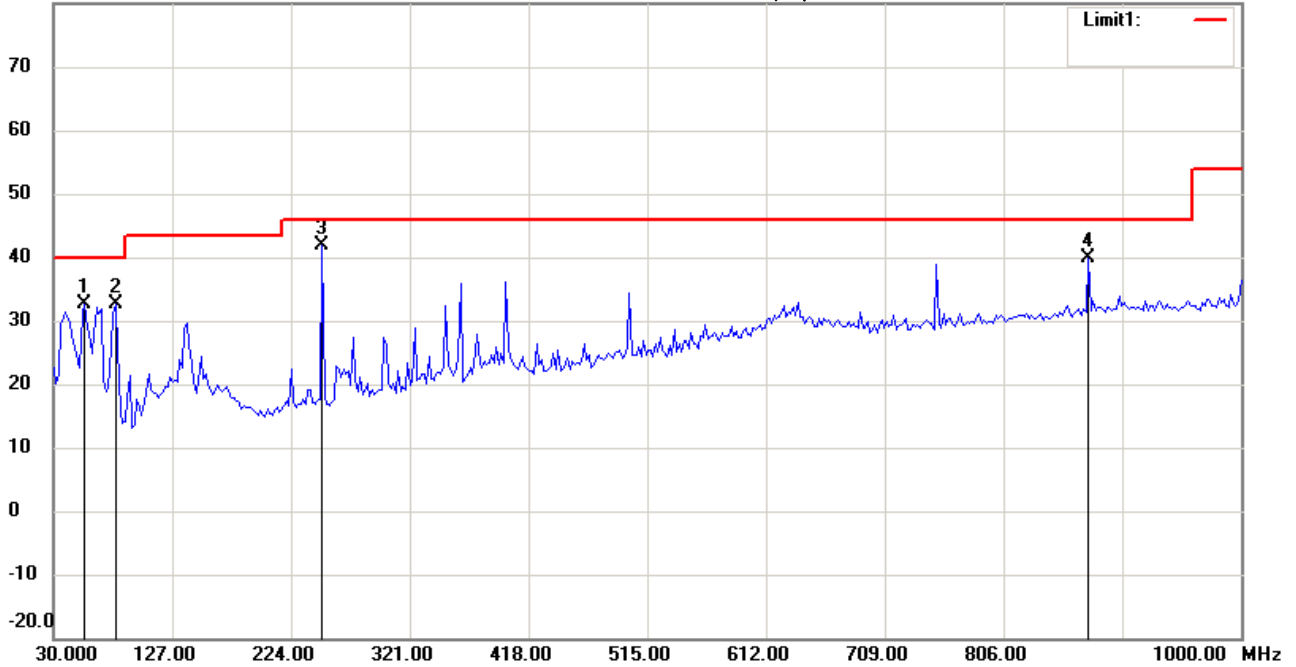
Date: 2014/12/27

Temperature:24 °C

80.0 dBuV/m

Time: 下午 09:04:01

Humidity:60 %



Site : Chamber

Condition : FCC\_part 15 RE-Class C\_30-1000MHz

EUT : W6M21410-14560

M/N:

Test Mode : TX 802.11n 20M CH149

Note :

Polarization: *Horizontal*

Power : 120 V.a.c.

Distance: 3m

Mk.	Frequency (MHz)	Reading (dBuV)	Detector	Corr. factor (dB/m)	Result (dBuV/m)	Limit (dBuV/m)	Ant.Pos (cm)	Tab.Pos (deg.)	Margin (dB)	Comment
	55.2704	18.87	peak	13.82	32.69	40.00	100	95	-7.31	
	80.5411	22.77	peak	9.97	32.74	40.00	100	145	-7.26	
*	249.6593	27.51	peak	14.44	41.95	46.00	100	70	-4.05	
	875.5911	12.01	peak	27.97	39.98	46.00	100	110	-6.02	



Radiated Emission Measurement

Operator: Leon

File :1

Data :#2

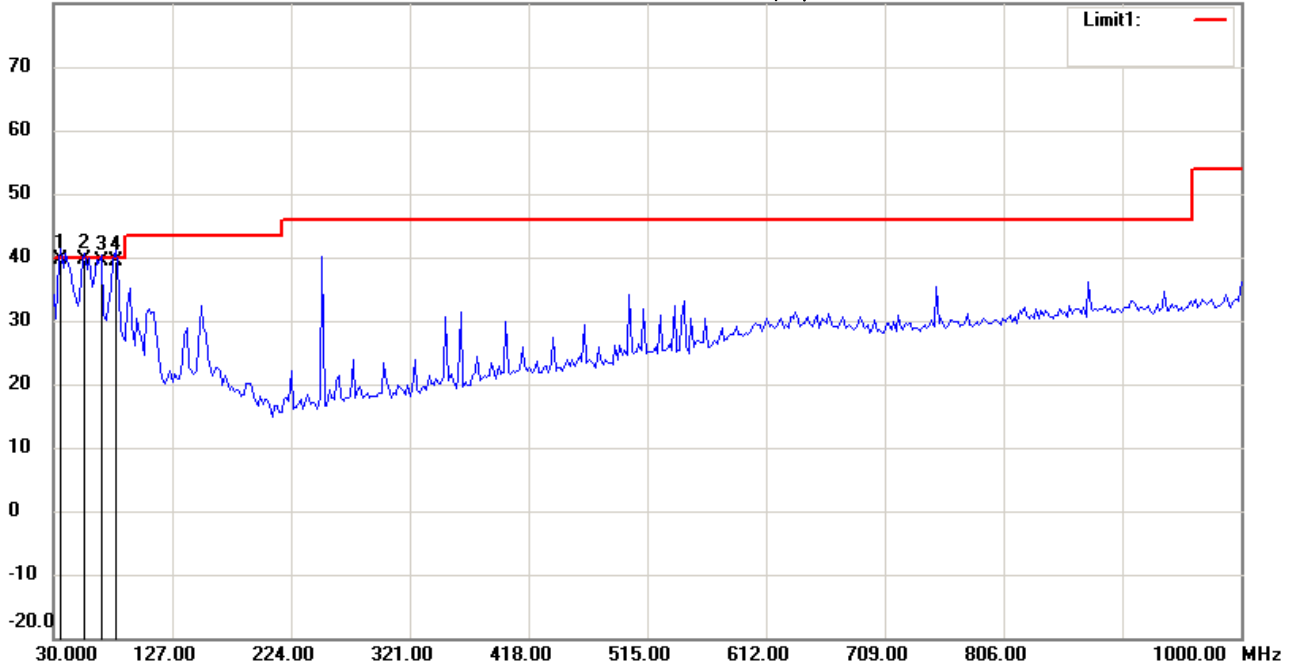
Date: 2014/12/27

Temperature:24 °C

80.0 dBuV/m

Time: 下午 09:04:46

Humidity:60 %



Site : Chamber

Condition : FCC\_part 15 RE-Class C\_30-1000MHz

EUT : W6M21410-14560

M/N:

Test Mode : TX 802.11n 20M CH149

Note :

Polarization: *Vertical*

Power : 120 Va.c.

Distance: 3m

Mk.	Frequency (MHz)	Reading (dBuV)	Detector	Corr. factor (dB/m)	Result (dBuV/m)	Limit (dBuV/m)	Ant.Pos (cm)	Tab.Pos (deg.)	Margin (dB)	Comment
	35.8316	25.43	QP	14.11	39.54	40.00	100	130	-0.46	
*	55.2705	25.75	QP	13.82	39.57	40.00	100	165	-0.43	
	68.8777	27.29	QP	12.04	39.33	40.00	100	70	-0.67	
	80.5411	29.53	QP	9.97	39.50	40.00	100	40	-0.50	





Radiated Emission Measurement

Operator: Leon

File :3

Data :#1

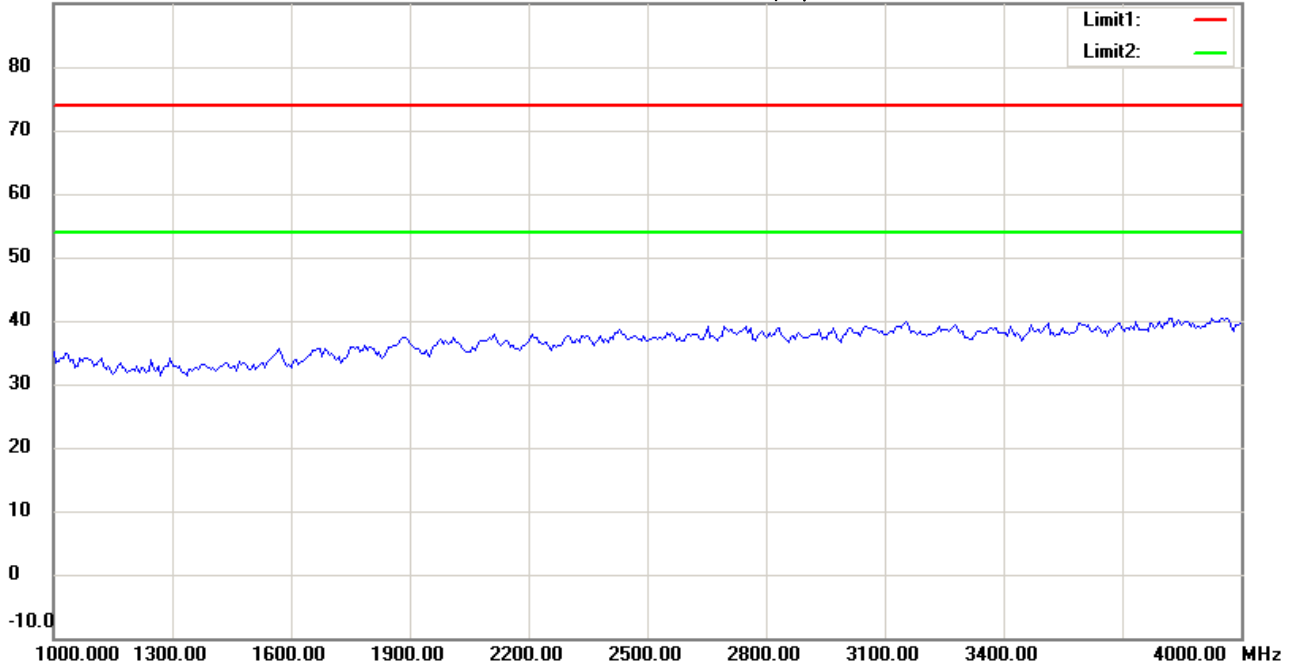
Date: 2015/1/26

Temperature:24 °C

90.0 dBuV/m

Time: 下午 01:53:35

Humidity:60 %



Site : Chamber

Condition : FCC\_part 15 RE-Class C\_Above 1GHz\_PK

Polarization: *Horizontal*

EUT : W6M21410-14560

Power : 120 Va.c.

M/N:

Distance: 3m

Test Mode : TX 802.11n 20M CH149

Note :

Mk.	Frequency (MHz)	Reading (dBuV)	Detector	Corr. factor (dB/m)	Result (dBuV/m)	Limit (dBuV/m)	Ant.Pos (cm)	Tab.Pos (deg.)	Margin (dB)	Comment
-----	-----------------	----------------	----------	---------------------	-----------------	----------------	--------------	----------------	-------------	---------



Radiated Emission Measurement

Operator: Leon

File :3

Data :#7

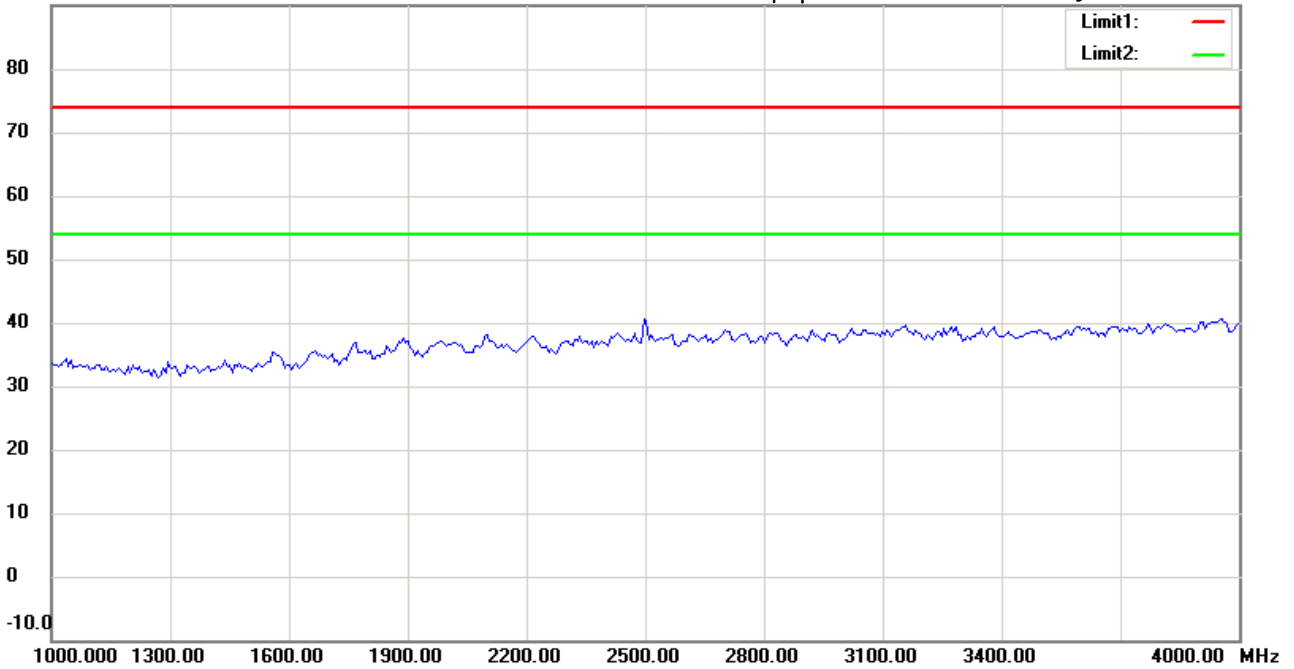
Date: 2015/1/26

Temperature:24 °C

90.0 dBuV/m

Time: 下午 01:55:56

Humidity:60 %



Site : Chamber

Condition : FCC\_part 15 RE-Class C\_Above 1GHz\_PK

Polarization: *Vertical*

EUT : W6M21410-14560

Power : 120 Va.c.

M/N:

Distance: 3m

Test Mode : TX 802.11n 20M CH149

Note :

Mk.	Frequency (MHz)	Reading (dBuV)	Detector	Corr. factor (dB/m)	Result (dBuV/m)	Limit (dBuV/m)	Ant.Pos (cm)	Tab.Pos (deg.)	Margin (dB)	Comment
-----	-----------------	----------------	----------	---------------------	-----------------	----------------	--------------	----------------	-------------	---------



Radiated Emission Measurement

Operator: Leon

File :3

Data :#2

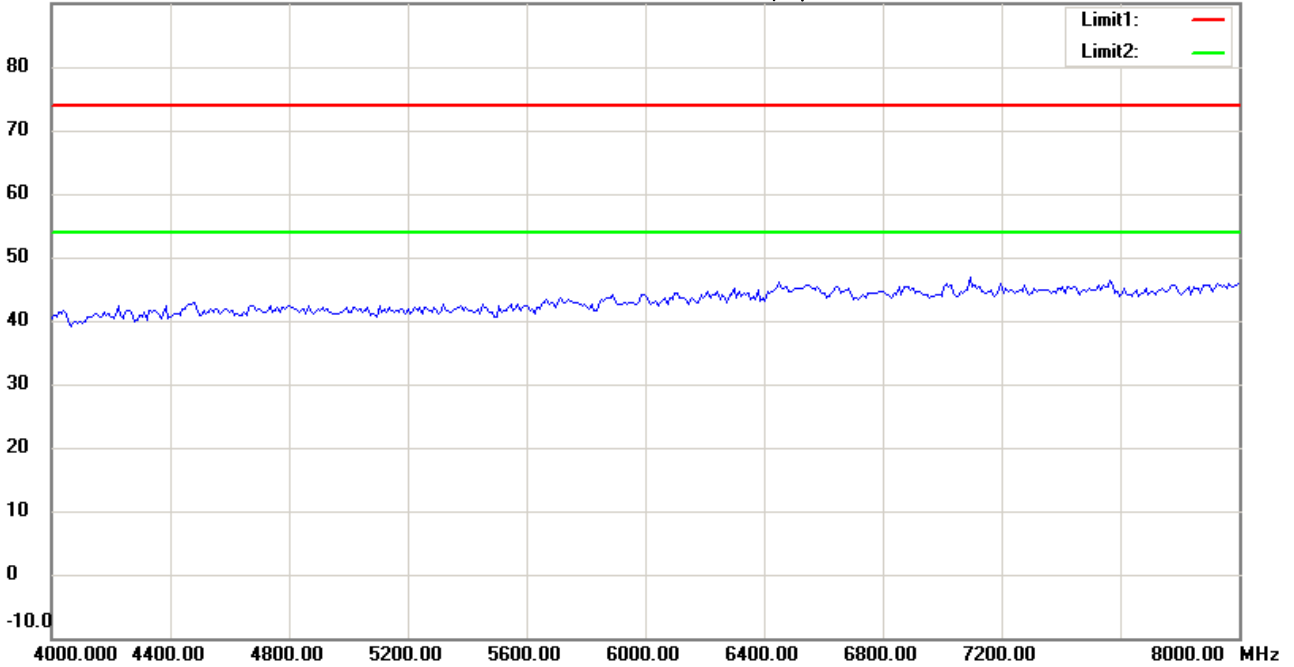
Date: 2015/1/26

Temperature:24 °C

90.0 dBuV/m

Time: 下午 01:53:43

Humidity:60 %



Site : Chamber

Condition : FCC\_part 15 RE-Class C\_Above 1GHz\_PK

EUT : W6M21410-14560

M/N:

Test Mode : TX 802.11n 20M CH149

Note :

Polarization: *Horizontal*

Power : 120 Va.c.

Distance: 3m

Mk.	Frequency (MHz)	Reading (dBuV)	Detector	Corr. factor (dB/m)	Result (dBuV/m)	Limit (dBuV/m)	Ant.Pos (cm)	Tab.Pos (deg.)	Margin (dB)	Comment
-----	-----------------	----------------	----------	---------------------	-----------------	----------------	--------------	----------------	-------------	---------



Radiated Emission Measurement

Operator: Leon

File :3

Data :#8

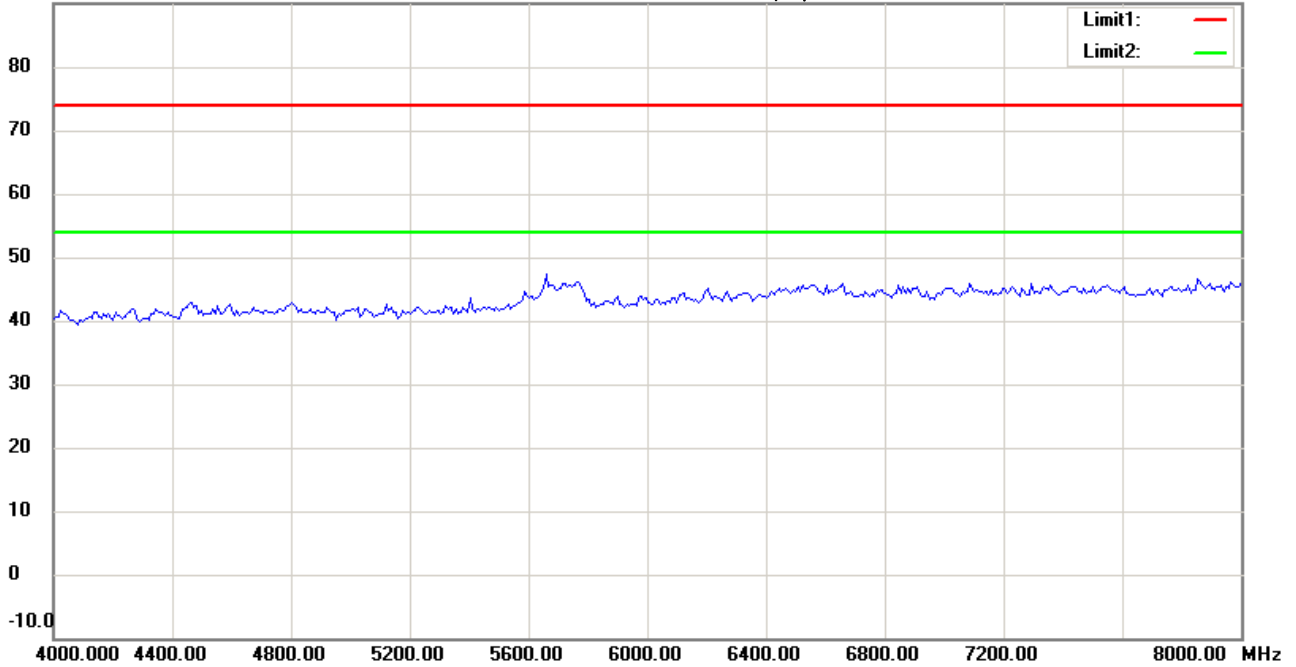
Date: 2015/1/26

Temperature:24 °C

90.0 dBuV/m

Time: 下午 01:56:03

Humidity:60 %



Site : Chamber

Condition : FCC\_part 15 RE-Class C\_Above 1GHz\_PK

EUT : W6M21410-14560

M/N:

Test Mode : TX 802.11n 20M CH149

Note :

Polarization: *Vertical*

Power : 120 Va.c.

Distance: 3m

Mk.	Frequency (MHz)	Reading (dBuV)	Detector	Corr. factor (dB/m)	Result (dBuV/m)	Limit (dBuV/m)	Ant.Pos (cm)	Tab.Pos (deg.)	Margin (dB)	Comment
-----	-----------------	----------------	----------	---------------------	-----------------	----------------	--------------	----------------	-------------	---------



Radiated Emission Measurement

Operator: Leon

File :3

Data :#3

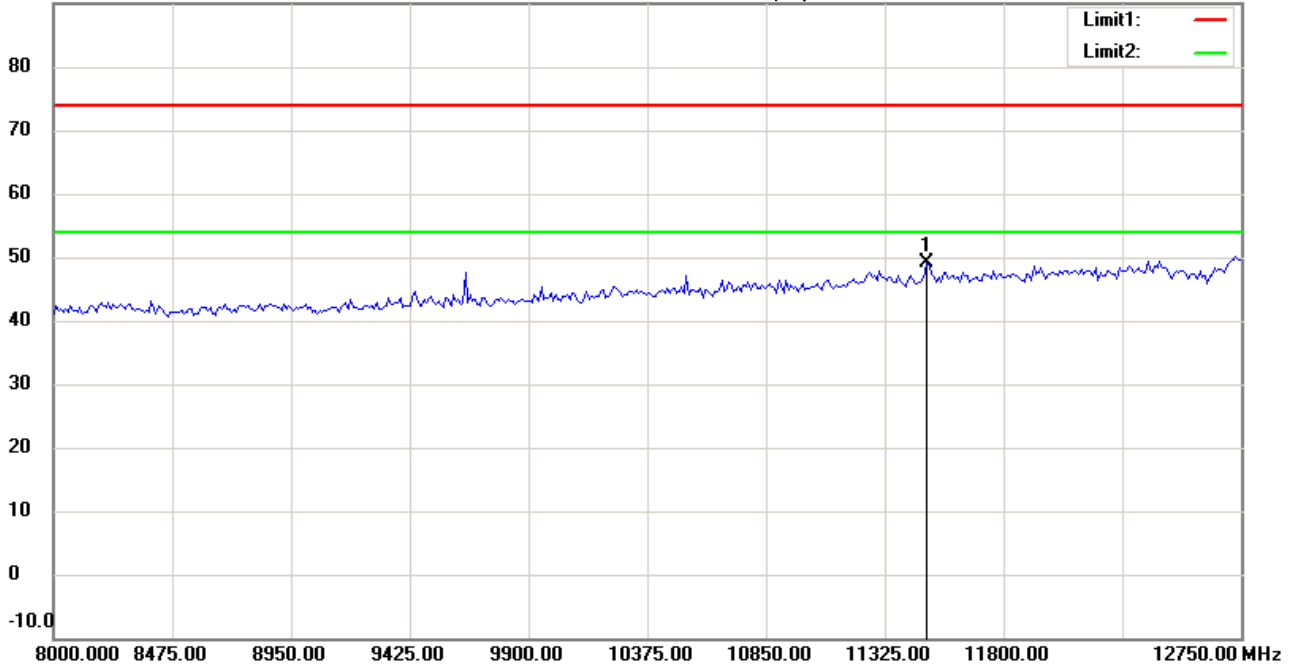
Date: 2015/1/26

Temperature:24 °C

90.0 dBuV/m

Time: 下午 01:54:32

Humidity:60 %



Site : Chamber

Condition : FCC\_part 15 RE-Class C\_Above 1GHz\_PK

Polarization: *Horizontal*

EUT : W6M21410-14560

Power : 120 V.a.c.

M/N:

Distance: 3m

Test Mode : TX 802.11n 20M CH149

Note :

Mk.	Frequency (MHz)	Reading (dBuV)	Detector	Corr. factor (dB/m)	Result (dBuV/m)	Limit (dBuV/m)	Ant.Pos (cm)	Tab.Pos (deg.)	Margin (dB)	Comment
*	11493.487	36.99	peak	12.16	49.15	74.00	100	125	-24.85	



Radiated Emission Measurement

Operator: Leon

File :3

Data :#9

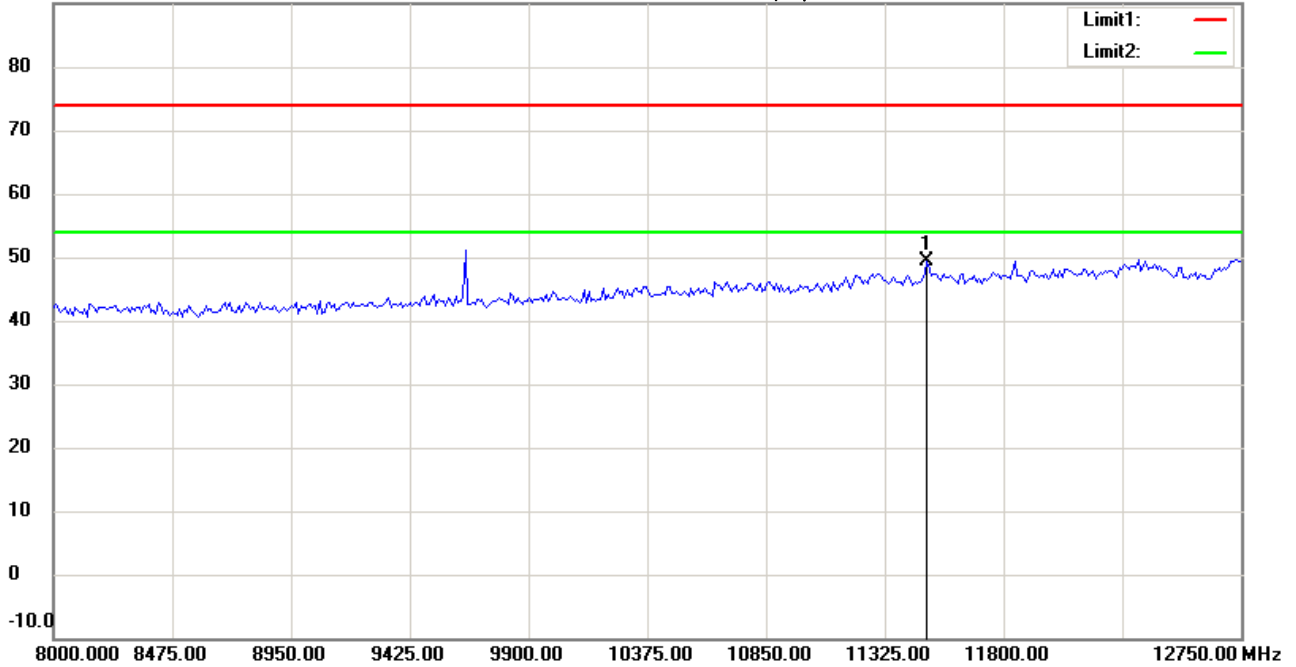
Date: 2015/1/26

Temperature:24 °C

90.0 dBuV/m

Time: 下午 01:56:53

Humidity:60 %



Site : Chamber

Condition : FCC\_part 15 RE-Class C\_Above 1GHz\_PK

Polarization: *Vertical*

EUT : W6M21410-14560

Power : 120 V.a.c.

M/N:

Distance: 3m

Test Mode : TX 802.11n 20M CH149

Note :

Mk.	Frequency (MHz)	Reading (dBuV)	Detector	Corr. factor (dB/m)	Result (dBuV/m)	Limit (dBuV/m)	Ant.Pos (cm)	Tab.Pos (deg.)	Margin (dB)	Comment
*	11493.487	37.11	peak	12.16	49.27	74.00	100	95	-24.73	



Radiated Emission Measurement

Operator: Leon

File :3

Data :#4

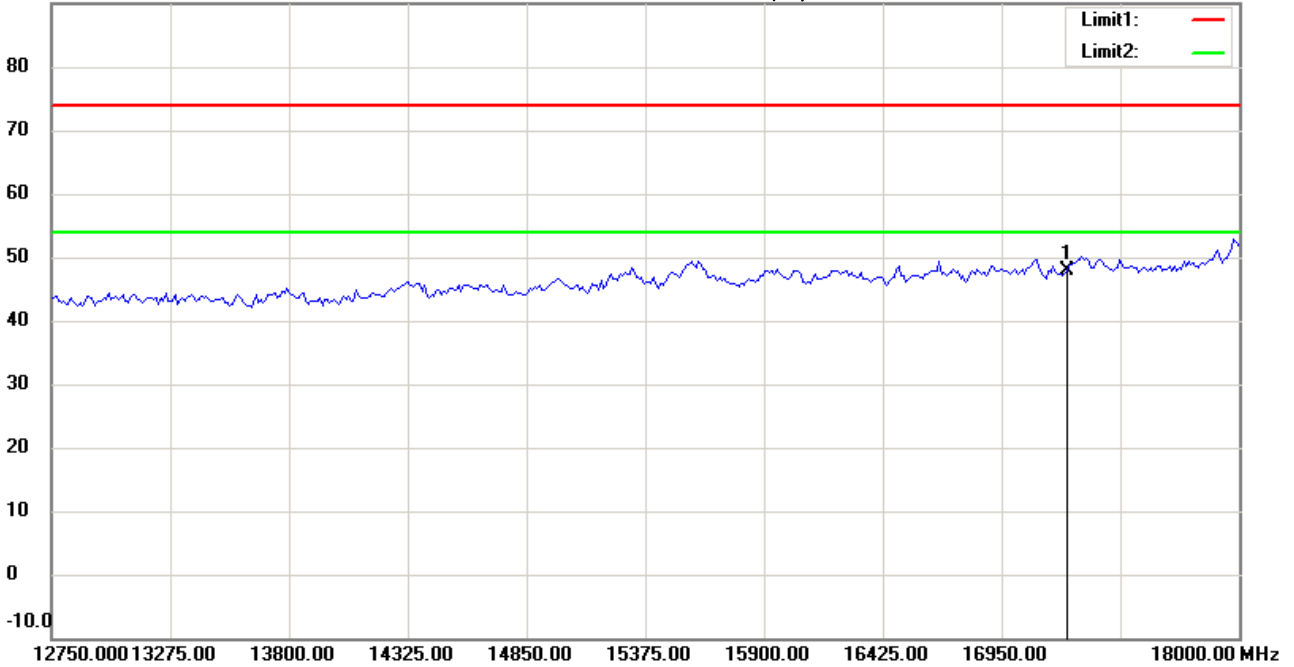
Date: 2015/1/26

Temperature:24 °C

90.0 dBuV/m

Time: 下午 01:55:25

Humidity:60 %



Site : Chamber

Condition : FCC\_part 15 RE-Class C\_Above 1GHz\_PK

Polarization: *Horizontal*

EUT : W6M21410-14560

Power : 120 Va.c.

M/N:

Distance: 3m

Test Mode : TX 802.11n 20M CH149

Note :

Mk.	Frequency (MHz)	Reading (dBuV)	Detector	Corr. factor (dB/m)	Result (dBuV/m)	Limit (dBuV/m)	Ant.Pos (cm)	Tab.Pos (deg.)	Margin (dB)	Comment
*	17235.000	27.62	peak	20.15	47.77	74.00	100	65	-26.23	



**Radiated Emission Measurement**

Operator: Leon

File :3

Data :#10

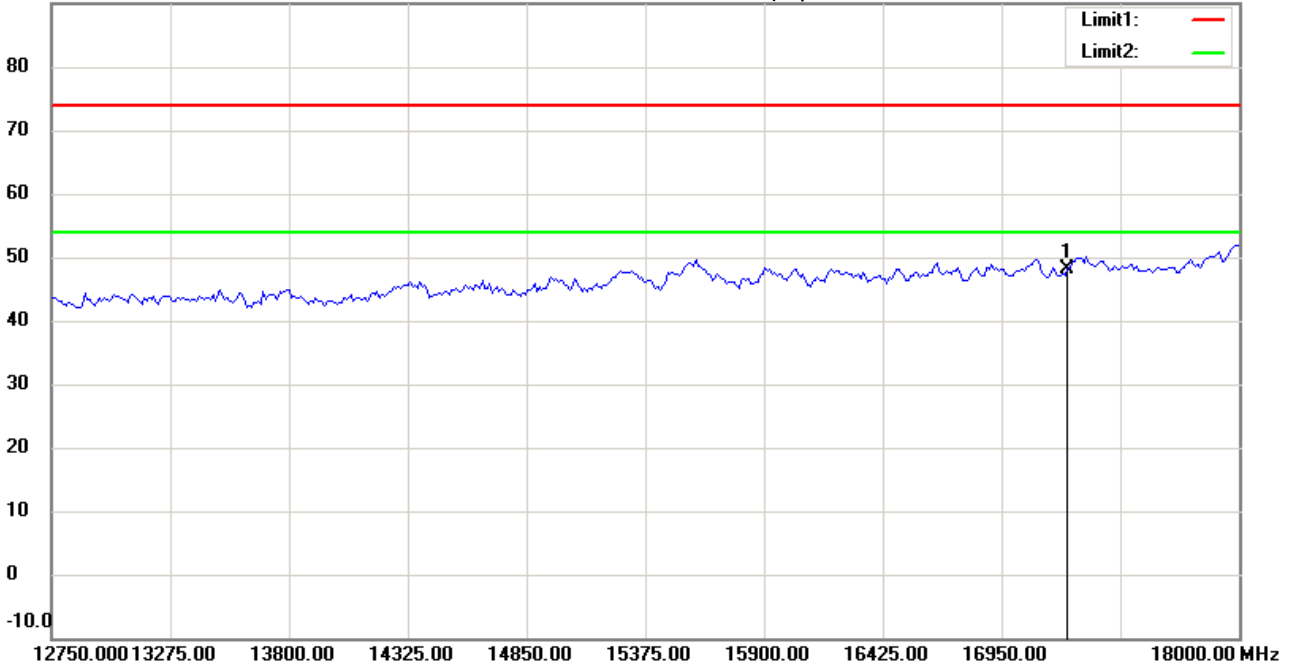
Date: 2015/1/26

Temperature:24 °C

90.0 dBuV/m

Time: 下午 01:57:46

Humidity:60 %



Site : Chamber

Condition : FCC\_part 15 RE-Class C\_Above 1GHz\_PK

Polarization: *Vertical*

EUT : W6M21410-14560

Power : 120 V.a.c.

M/N:

Distance: 3m

Test Mode : TX 802.11n 20M CH149

Note :

Mk.	Frequency (MHz)	Reading (dBuV)	Detector	Corr. factor (dB/m)	Result (dBuV/m)	Limit (dBuV/m)	Ant.Pos (cm)	Tab.Pos (deg.)	Margin (dB)	Comment
*	17235.000	28.00	peak	20.15	48.15	74.00	100	75	-25.85	





Radiated Emission Measurement

Operator: Leon

File :3

Data :#5

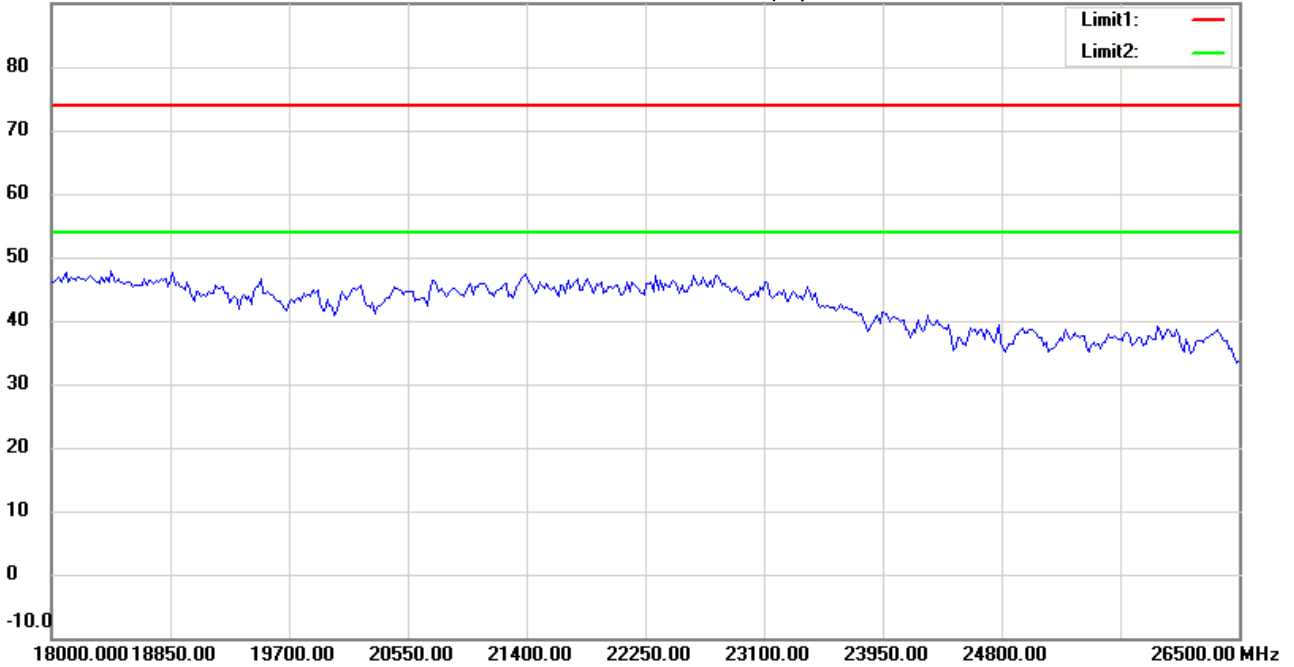
Date: 2015/1/26

Temperature:24 °C

90.0 dBuV/m

Time: 下午 01:55:35

Humidity:60 %



Site : Chamber

Condition : FCC\_part 15 RE-Class C\_Above 1GHz\_PK

EUT : W6M21410-14560

M/N:

Test Mode : TX 802.11n 20M CH149

Note :

Polarization: *Horizontal*

Power : 120 Va.c.

Distance: 3m

Mk.	Frequency (MHz)	Reading (dBuV)	Detector	Corr. factor (dB/m)	Result (dBuV/m)	Limit (dBuV/m)	Ant.Pos (cm)	Tab.Pos (deg.)	Margin (dB)	Comment
-----	-----------------	----------------	----------	---------------------	-----------------	----------------	--------------	----------------	-------------	---------



Radiated Emission Measurement

Operator: Leon

File :3

Data :#11

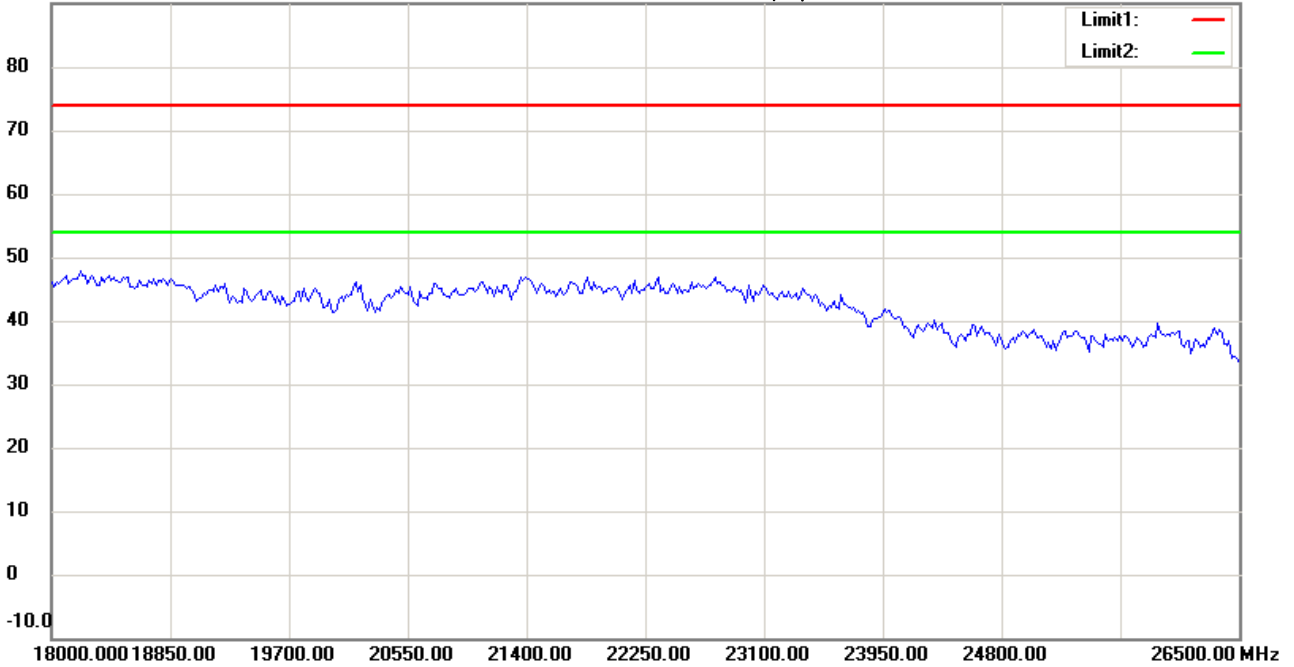
Date: 2015/1/26

Temperature:24 °C

90.0 dBuV/m

Time: 下午 01:57:56

Humidity:60 %



Site : Chamber

Condition : FCC\_part 15 RE-Class C\_Above 1GHz\_PK

Polarization: *Vertical*

EUT : W6M21410-14560

Power : 120 Va.c.

M/N:

Distance: 3m

Test Mode : TX 802.11n 20M CH149

Note :

Mk.	Frequency (MHz)	Reading (dBuV)	Detector	Corr. factor (dB/m)	Result (dBuV/m)	Limit (dBuV/m)	Ant.Pos (cm)	Tab.Pos (deg.)	Margin (dB)	Comment
-----	-----------------	----------------	----------	---------------------	-----------------	----------------	--------------	----------------	-------------	---------



Radiated Emission Measurement

Operator: Leon

File :3

Data :#6

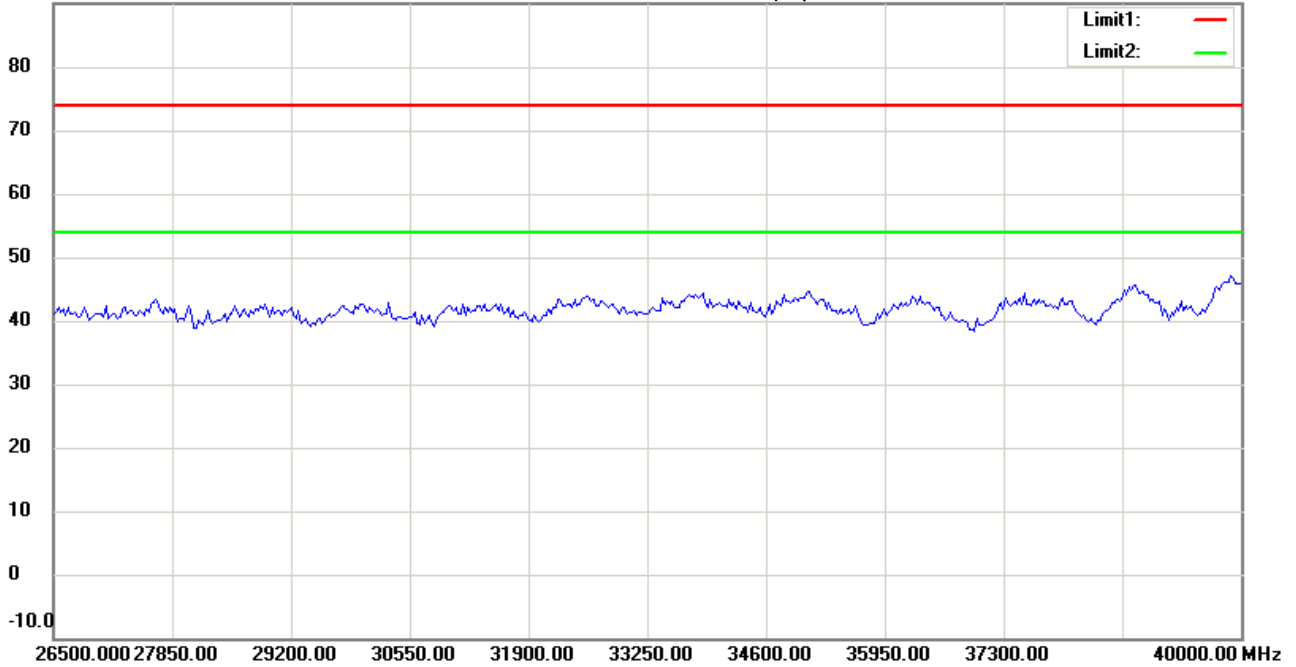
Date: 2015/1/26

Temperature:24 °C

90.0 dBuV/m

Time: 下午 01:55:45

Humidity:60 %



Site : Chamber

Condition : FCC\_part 15 RE-Class C\_Above 1GHz\_PK

EUT : W6M21410-14560

M/N:

Test Mode : TX 802.11n 20M CH149

Note :

Polarization: *Horizontal*

Power : 120 Va.c.

Distance: 3m

Mk.	Frequency (MHz)	Reading (dBuV)	Detector	Corr. factor (dB/m)	Result (dBuV/m)	Limit (dBuV/m)	Ant.Pos (cm)	Tab.Pos (deg.)	Margin (dB)	Comment
-----	-----------------	----------------	----------	---------------------	-----------------	----------------	--------------	----------------	-------------	---------



Radiated Emission Measurement

Operator: Leon

File :3

Data :#12

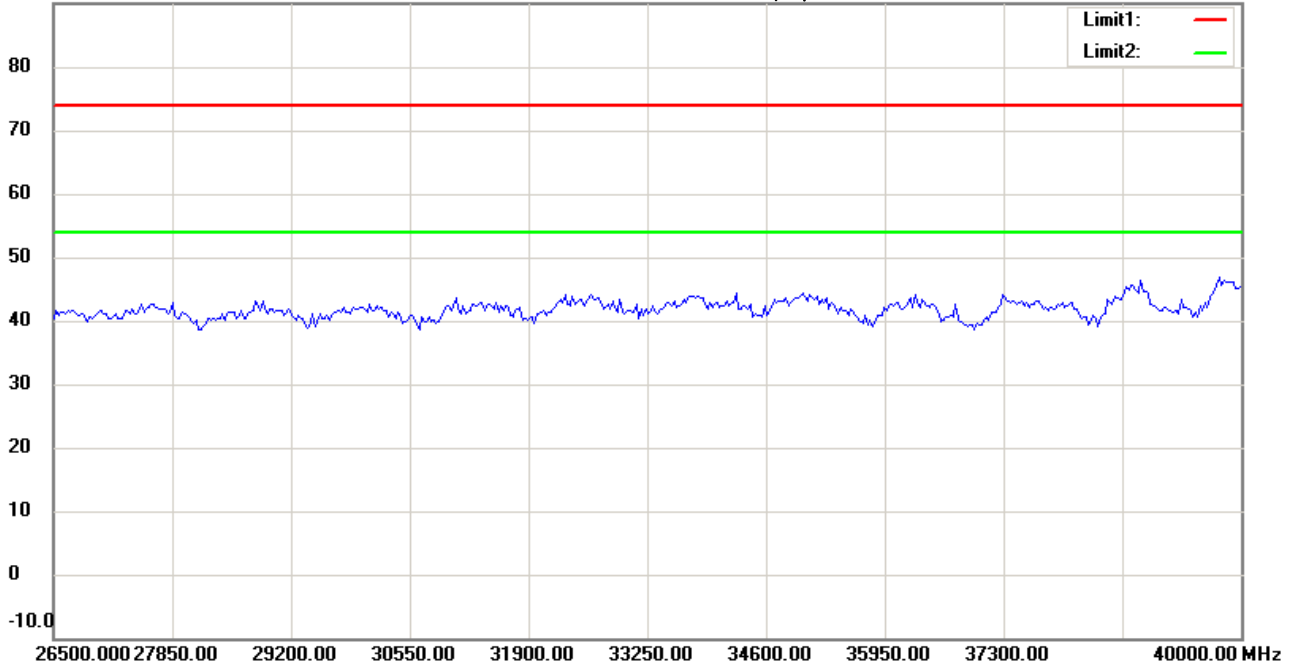
Date: 2015/1/26

Temperature:24 °C

90.0 dBuV/m

Time: 下午 01:58:06

Humidity:60 %



Site : Chamber

Condition : FCC\_part 15 RE-Class C\_Above 1GHz\_PK

EUT : W6M21410-14560

M/N:

Test Mode : TX 802.11n 20M CH149

Note :

Polarization: *Vertical*

Power : 120 V.a.c.

Distance: 3m

Mk.	Frequency (MHz)	Reading (dBuV)	Detector	Corr. factor (dB/m)	Result (dBuV/m)	Limit (dBuV/m)	Ant.Pos (cm)	Tab.Pos (deg.)	Margin (dB)	Comment
-----	-----------------	----------------	----------	---------------------	-----------------	----------------	--------------	----------------	-------------	---------



Radiated Emission Measurement

Operator: Leon

File :1

Data :#1

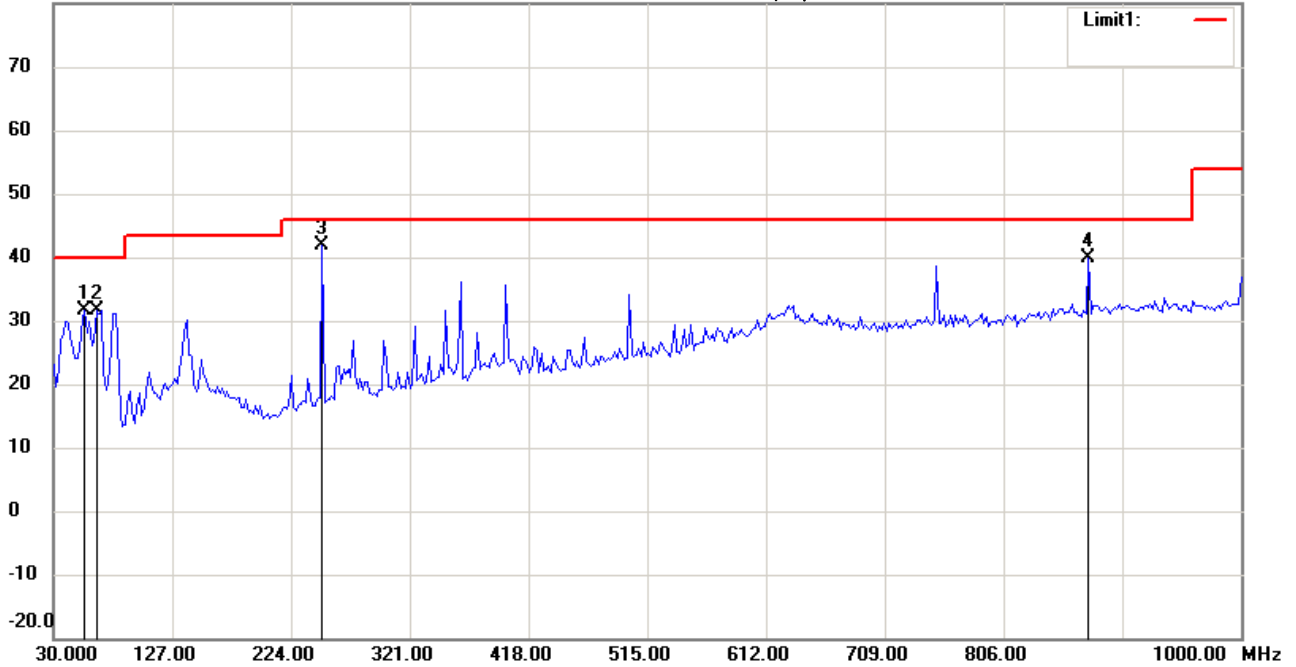
Date: 2014/12/27

Temperature:24 °C

80.0 dBuV/m

Time: 下午 09:00:04

Humidity:60 %



Site : Chamber

Condition : FCC\_part 15 RE-Class C\_30-1000MHz

EUT : W6M21410-14560

M/N:

Test Mode : TX 802.11n 20M CH157

Note :

Polarization: *Horizontal*

Power : 120 V.a.c.

Distance: 3m

Mk.	Frequency (MHz)	Reading (dBuV)	Detector	Corr. factor (dB/m)	Result (dBuV/m)	Limit (dBuV/m)	Ant.Pos (cm)	Tab.Pos (deg.)	Margin (dB)	Comment
	55.2704	17.86	peak	13.82	31.68	40.00	100	110	-8.32	
	64.9900	19.07	peak	12.51	31.58	40.00	100	190	-8.42	
*	249.6593	27.55	peak	14.44	41.99	46.00	100	65	-4.01	
	875.5911	11.87	peak	27.97	39.84	46.00	100	245	-6.16	



Radiated Emission Measurement

Operator: Leon

File :1

Data :#2

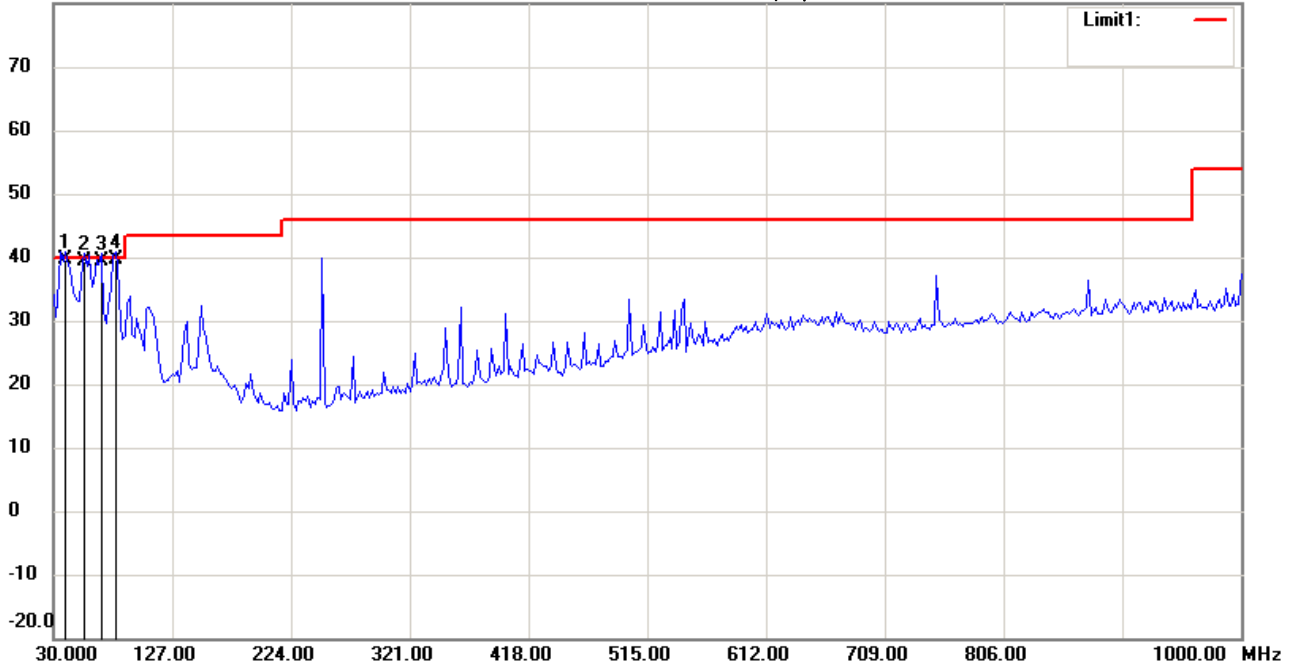
Date: 2014/12/27

Temperature:24 °C

80.0 dBuV/m

Time: 下午 09:00:49

Humidity:60 %



Site : Chamber

Condition : FCC\_part 15 RE-Class C\_30-1000MHz

Polarization: *Vertical*

EUT : W6M21410-14560

Power : 120 V.a.c.

M/N:

Distance: 3m

Test Mode : TX 802.11n 20M CH157

Note :

Mk.	Frequency (MHz)	Reading (dBuV)	Detector	Corr. factor (dB/m)	Result (dBuV/m)	Limit (dBuV/m)	Ant.Pos (cm)	Tab.Pos (deg.)	Margin (dB)	Comment
	39.7194	24.95	QP	14.56	39.51	40.00	100	80	-0.49	
	55.2705	25.63	QP	13.82	39.45	40.00	100	155	-0.55	
	68.8777	27.45	QP	12.04	39.49	40.00	100	60	-0.51	
*	80.5411	29.70	QP	9.97	39.67	40.00	100	140	-0.33	



Radiated Emission Measurement

Operator: Leon

File :3

Data :#1

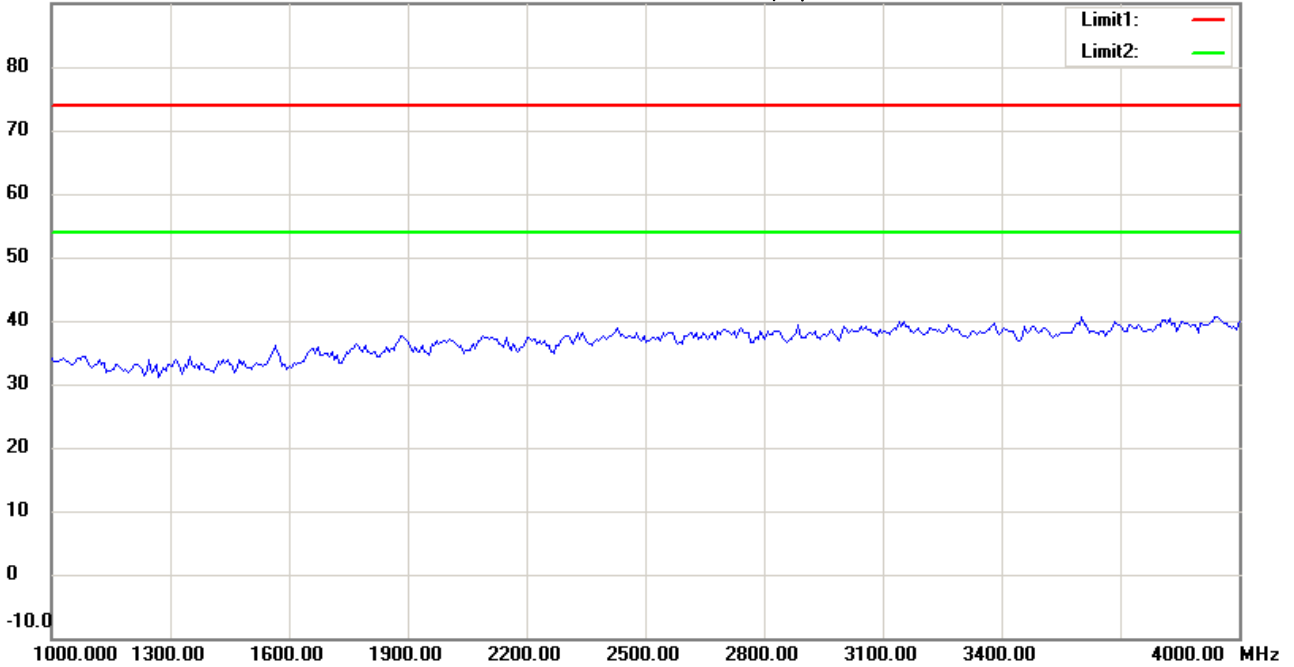
Date: 2015/1/26

Temperature:24 °C

90.0 dBuV/m

Time: 下午 02:03:28

Humidity:60 %



Site : Chamber

Condition : FCC\_part 15 RE-Class C\_Above 1GHz\_PK

EUT : W6M21410-14560

M/N:

Test Mode : TX 802.11n 20M CH157

Note :

Polarization: *Horizontal*

Power : 120 Va.c.

Distance: 3m

Mk.	Frequency (MHz)	Reading (dBuV)	Detector	Corr. factor (dB/m)	Result (dBuV/m)	Limit (dBuV/m)	Ant.Pos (cm)	Tab.Pos (deg.)	Margin (dB)	Comment
-----	-----------------	----------------	----------	---------------------	-----------------	----------------	--------------	----------------	-------------	---------



Radiated Emission Measurement

Operator: Leon

File :3

Data :#7

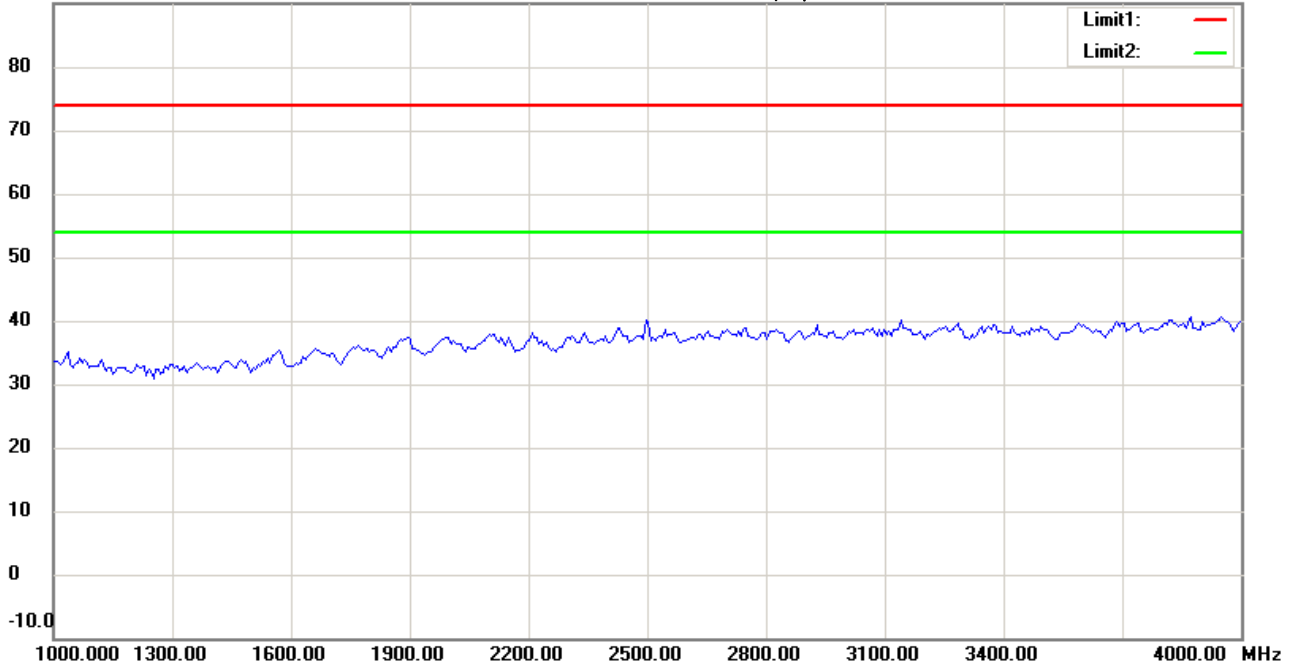
Date: 2015/1/26

Temperature:24 °C

90.0 dBuV/m

Time: 下午 02:06:13

Humidity:60 %



Site : Chamber

Condition : FCC\_part 15 RE-Class C\_Above 1GHz\_PK

Polarization: *Vertical*

EUT : W6M21410-14560

Power : 120 Va.c.

M/N:

Distance: 3m

Test Mode : TX 802.11n 20M CH157

Note :

Mk.	Frequency (MHz)	Reading (dBuV)	Detector	Corr. factor (dB/m)	Result (dBuV/m)	Limit (dBuV/m)	Ant.Pos (cm)	Tab.Pos (deg.)	Margin (dB)	Comment
-----	-----------------	----------------	----------	---------------------	-----------------	----------------	--------------	----------------	-------------	---------





Radiated Emission Measurement

Operator: Leon

File :3

Data :#2

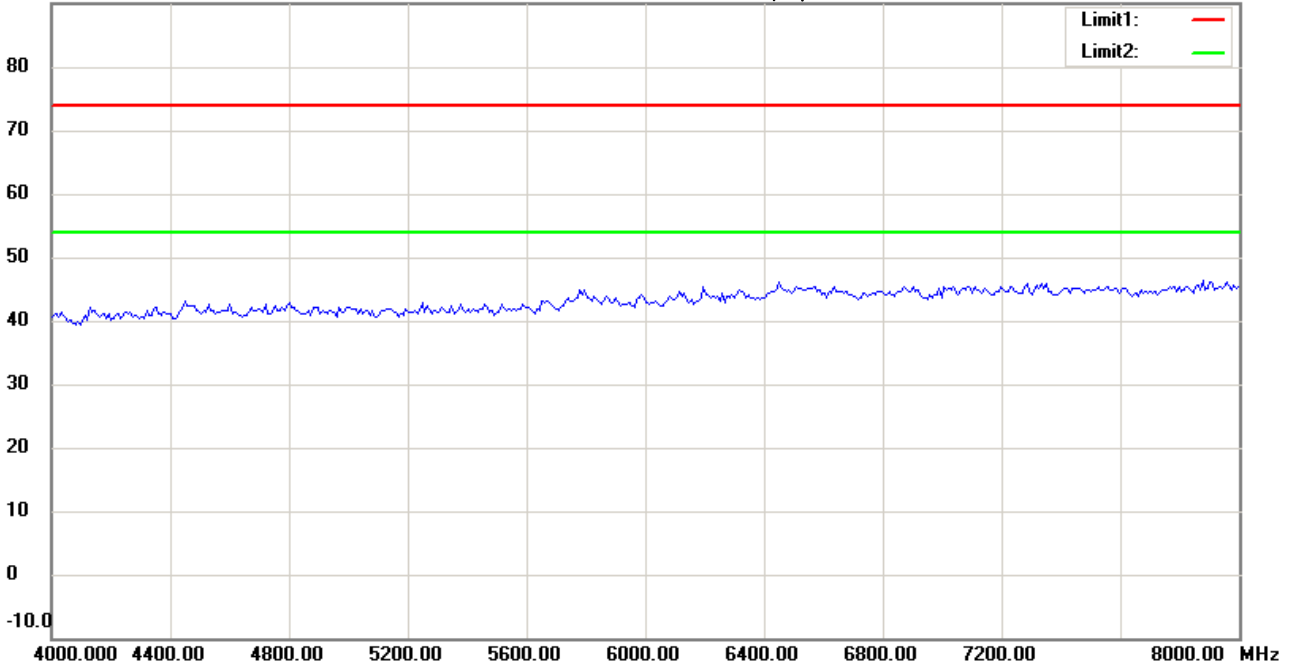
Date: 2015/1/26

Temperature:24 °C

90.0 dBuV/m

Time: 下午 02:03:36

Humidity:60 %



Site : Chamber

Condition : FCC\_part 15 RE-Class C\_Above 1GHz\_PK

Polarization: *Horizontal*

EUT : W6M21410-14560

Power : 120 Va.c.

M/N:

Distance: 3m

Test Mode : TX 802.11n 20M CH157

Note :

Mk.	Frequency (MHz)	Reading (dBuV)	Detector	Corr. factor (dB/m)	Result (dBuV/m)	Limit (dBuV/m)	Ant.Pos (cm)	Tab.Pos (deg.)	Margin (dB)	Comment
-----	-----------------	----------------	----------	---------------------	-----------------	----------------	--------------	----------------	-------------	---------



Radiated Emission Measurement

Operator: Leon

File :3

Data :#8

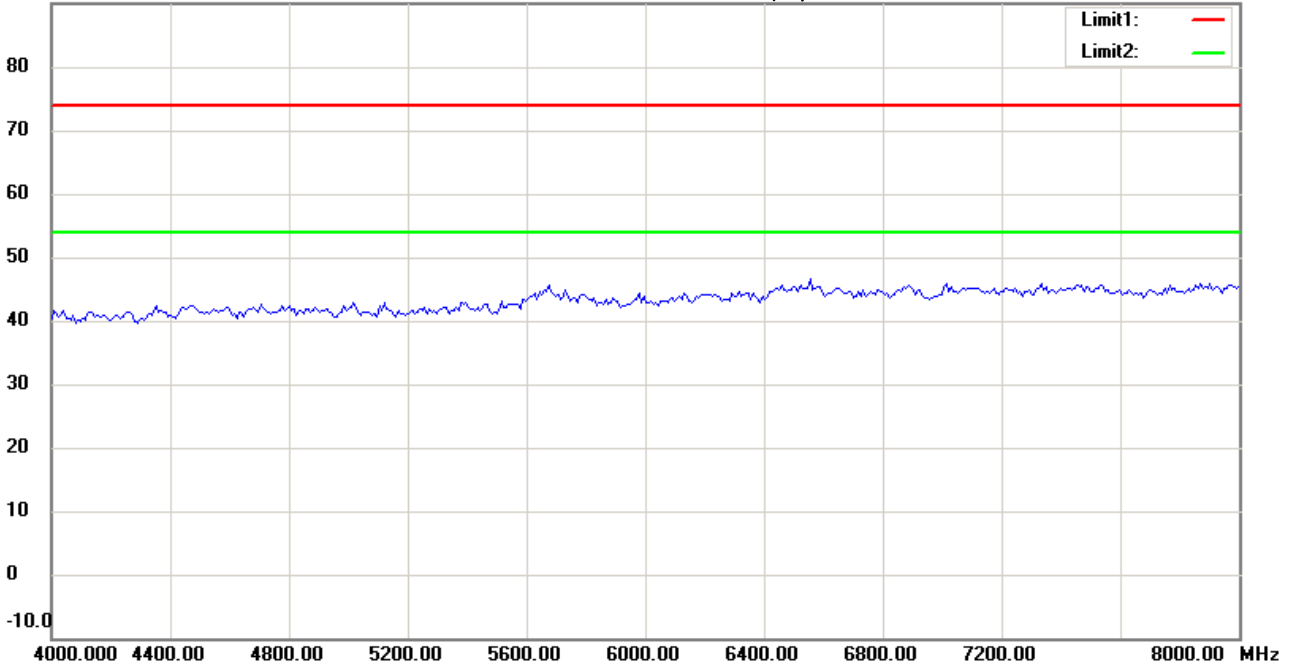
Date: 2015/1/26

Temperature:24 °C

90.0 dBuV/m

Time: 下午 02:06:20

Humidity:60 %



Site : Chamber

Condition : FCC\_part 15 RE-Class C\_Above 1GHz\_PK

Polarization: *Vertical*

EUT : W6M21410-14560

Power : 120 Va.c.

M/N:

Distance: 3m

Test Mode : TX 802.11n 20M CH157

Note :

Mk.	Frequency (MHz)	Reading (dBuV)	Detector	Corr. factor (dB/m)	Result (dBuV/m)	Limit (dBuV/m)	Ant.Pos (cm)	Tab.Pos (deg.)	Margin (dB)	Comment
-----	-----------------	----------------	----------	---------------------	-----------------	----------------	--------------	----------------	-------------	---------



Radiated Emission Measurement

Operator: Leon

File :3

Data :#3

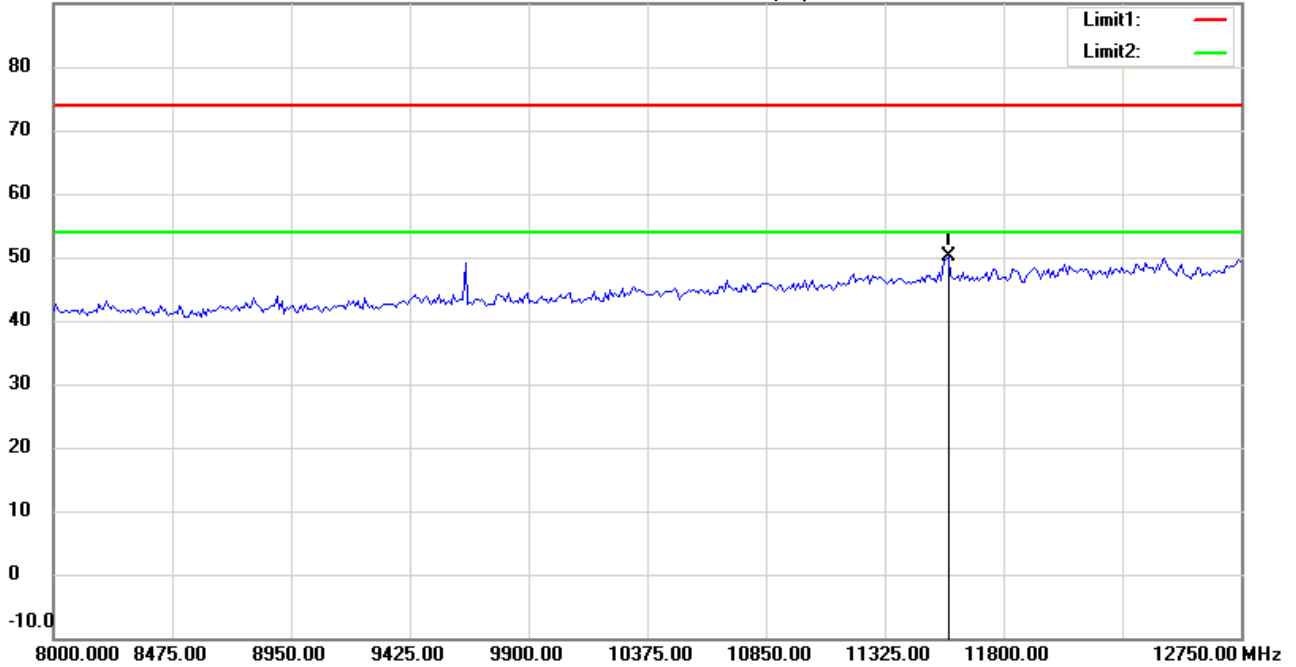
Date: 2015/1/26

Temperature:24 °C

90.0 dBuV/m

Time: 下午 02:04:33

Humidity:60 %



Site : Chamber

Condition : FCC\_part 15 RE-Class C\_Above 1GHz\_PK

Polarization: *Horizontal*

EUT : W6M21410-14560

Power : 120 V.a.c.

M/N:

Distance: 3m

Test Mode : TX 802.11n 20M CH157

Note :

Mk.	Frequency (MHz)	Reading (dBuV)	Detector	Corr. factor (dB/m)	Result (dBuV/m)	Limit (dBuV/m)	Ant.Pos (cm)	Tab.Pos (deg.)	Margin (dB)	Comment
*	11579.158	38.18	peak	11.89	50.07	74.00	100	130	-23.93	



Radiated Emission Measurement

Operator: Leon

File :3

Data :#9

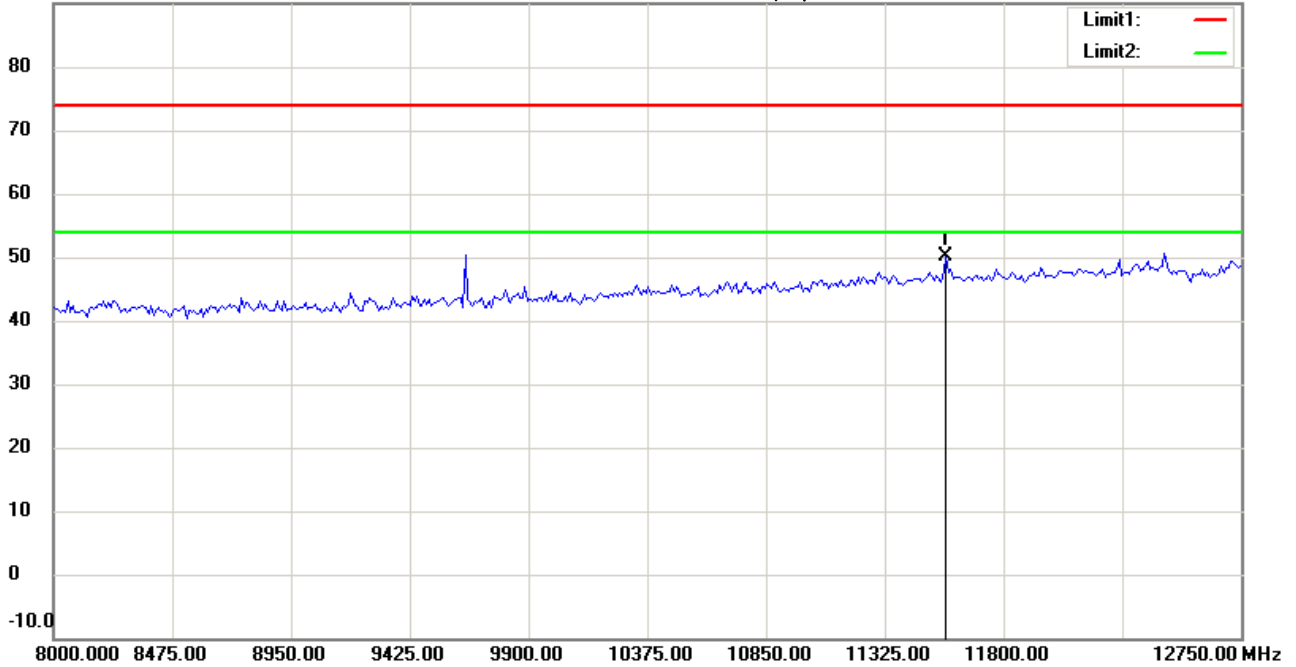
Date: 2015/1/26

Temperature:24 °C

90.0 dBuV/m

Time: 下午 02:07:18

Humidity:60 %



Site : Chamber

Condition : FCC\_part 15 RE-Class C\_Above 1GHz\_PK

Polarization: *Vertical*

EUT : W6M21410-14560

Power : 120 V.a.c.

M/N:

Distance: 3m

Test Mode : TX 802.11n 20M CH157

Note :

Mk.	Frequency (MHz)	Reading (dBuV)	Detector	Corr. factor (dB/m)	Result (dBuV/m)	Limit (dBuV/m)	Ant.Pos (cm)	Tab.Pos (deg.)	Margin (dB)	Comment
*	11569.639	38.22	peak	11.93	50.15	74.00	100	145	-23.85	



Radiated Emission Measurement

Operator: Leon

File :3

Data :#4

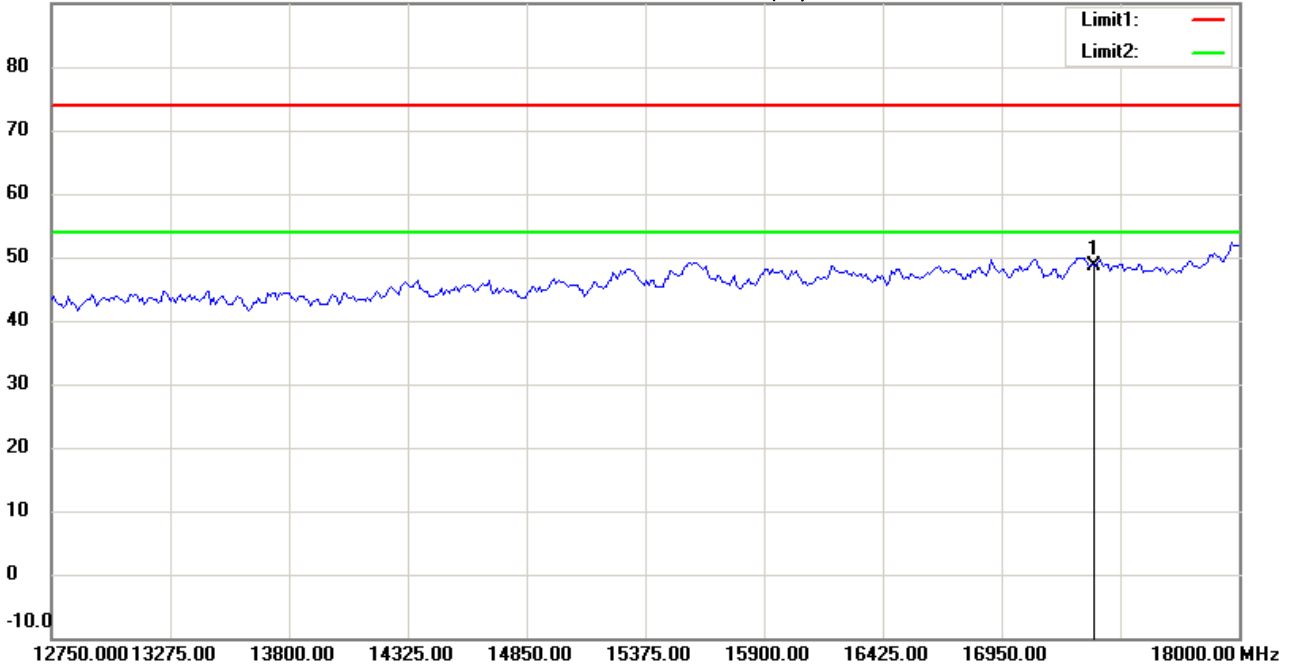
Date: 2015/1/26

Temperature:24 °C

90.0 dBuV/m

Time: 下午 02:05:27

Humidity:60 %



Site : Chamber

Condition : FCC\_part 15 RE-Class C\_Above 1GHz\_PK

Polarization: *Horizontal*

EUT : W6M21410-14560

Power : 120 Va.c.

M/N:

Distance: 3m

Test Mode : TX 802.11n 20M CH157

Note :

Mk.	Frequency (MHz)	Reading (dBuV)	Detector	Corr. factor (dB/m)	Result (dBuV/m)	Limit (dBuV/m)	Ant.Pos (cm)	Tab.Pos (deg.)	Margin (dB)	Comment
*	17355.000	27.67	peak	20.94	48.61	74.00	100	35	-25.39	



Radiated Emission Measurement

Operator: Leon

File :3

Data :#10

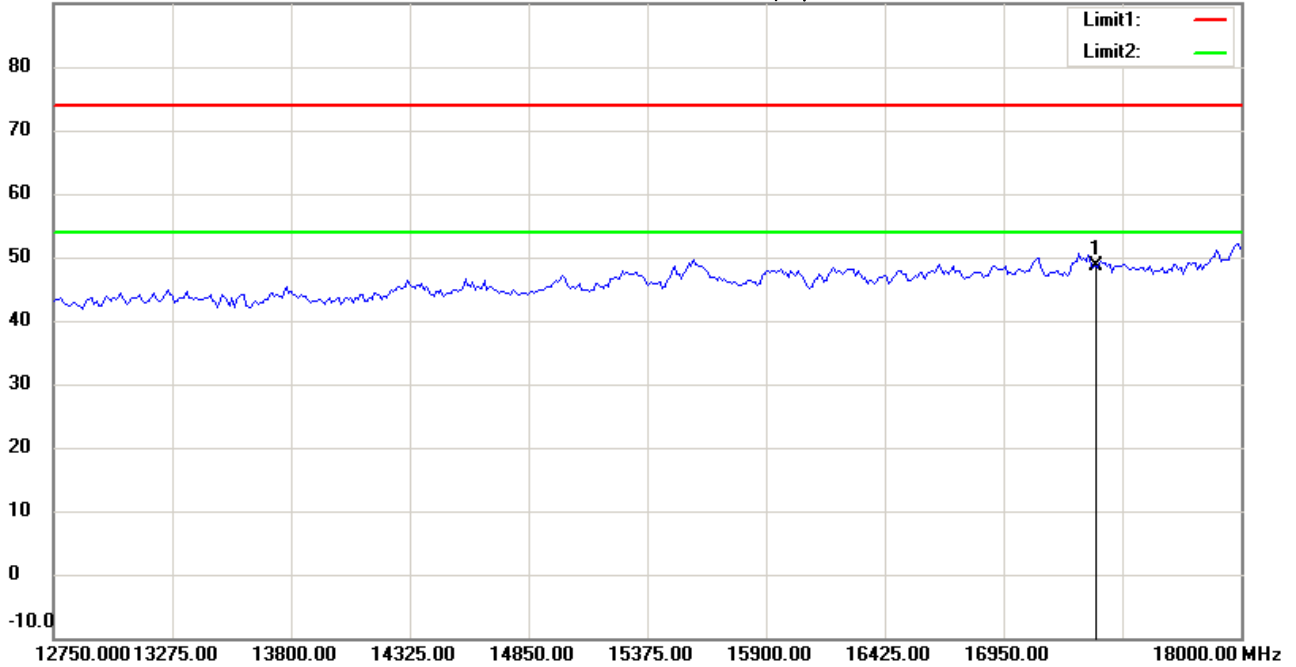
Date: 2015/1/26

Temperature:24 °C

90.0 dBuV/m

Time: 下午 02:08:12

Humidity:60 %



Site : Chamber

Condition : FCC\_part 15 RE-Class C\_Above 1GHz\_PK

Polarization: *Vertical*

EUT : W6M21410-14560

Power : 120 Va.c.

M/N:

Distance: 3m

Test Mode : TX 802.11n 20M CH157

Note :

Mk.	Frequency (MHz)	Reading (dBuV)	Detector	Corr. factor (dB/m)	Result (dBuV/m)	Limit (dBuV/m)	Ant.Pos (cm)	Tab.Pos (deg.)	Margin (dB)	Comment
*	17355.000	27.73	peak	20.94	48.67	74.00	100	60	-25.33	



Radiated Emission Measurement

Operator: Leon

File :3

Data :#5

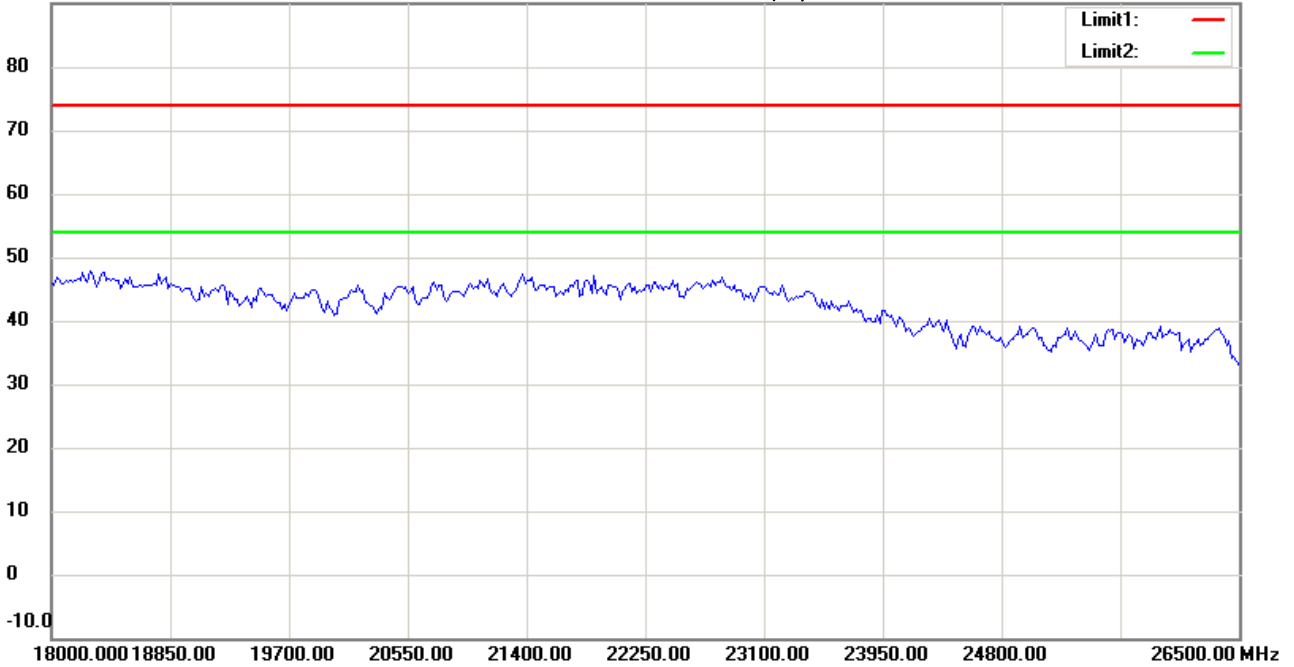
Date: 2015/1/26

Temperature:24 °C

90.0 dBuV/m

Time: 下午 02:05:36

Humidity:60 %



Site : Chamber

Condition : FCC\_part 15 RE-Class C\_Above 1GHz\_PK

EUT : W6M21410-14560

M/N:

Test Mode : TX 802.11n 20M CH157

Note :

Polarization: *Horizontal*

Power : 120 Va.c.

Distance: 3m

Mk.	Frequency (MHz)	Reading (dBuV)	Detector	Corr. factor (dB/m)	Result (dBuV/m)	Limit (dBuV/m)	Ant.Pos (cm)	Tab.Pos (deg.)	Margin (dB)	Comment
-----	-----------------	----------------	----------	---------------------	-----------------	----------------	--------------	----------------	-------------	---------



Radiated Emission Measurement

Operator: Leon

File :3

Data :#11

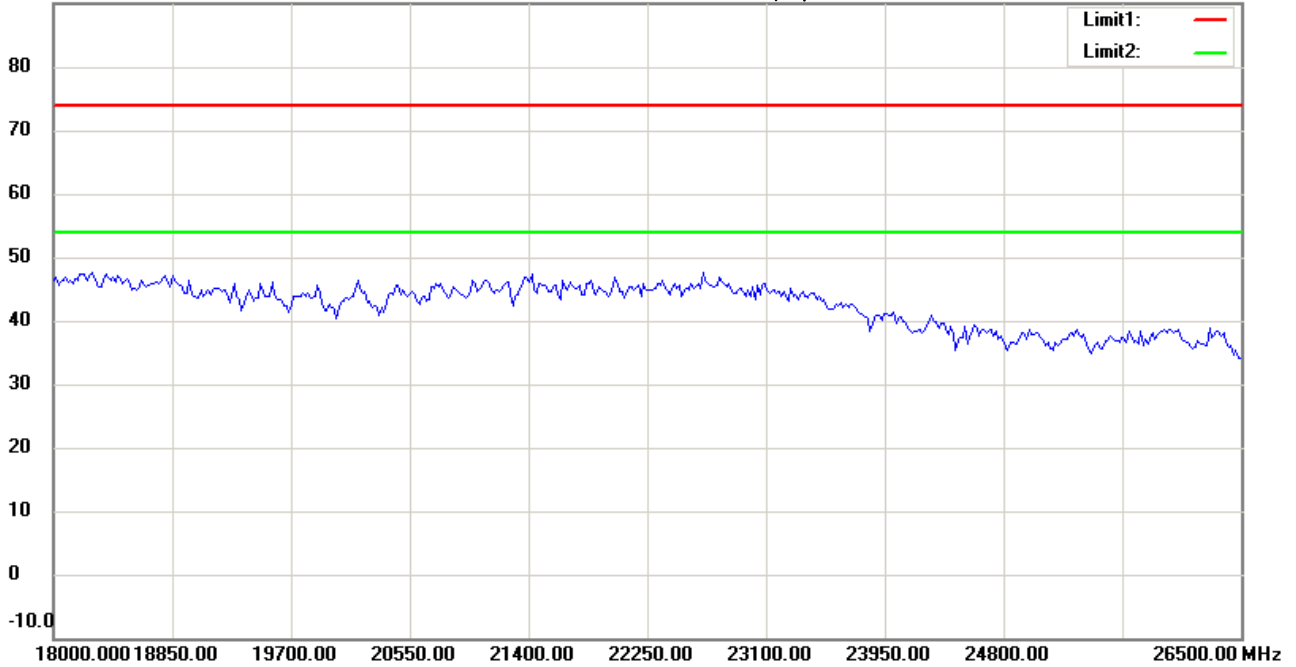
Date: 2015/1/26

Temperature:24 °C

90.0 dBuV/m

Time: 下午 02:08:21

Humidity:60 %



Site : Chamber

Condition : FCC\_part 15 RE-Class C\_Above 1GHz\_PK

Polarization: *Vertical*

EUT : W6M21410-14560

Power : 120 V.a.c.

M/N:

Distance: 3m

Test Mode : TX 802.11n 20M CH157

Note :

Mk.	Frequency (MHz)	Reading (dBuV)	Detector	Corr. factor (dB/m)	Result (dBuV/m)	Limit (dBuV/m)	Ant.Pos (cm)	Tab.Pos (deg.)	Margin (dB)	Comment
-----	-----------------	----------------	----------	---------------------	-----------------	----------------	--------------	----------------	-------------	---------





Radiated Emission Measurement

Operator: Leon

File :3

Data :#6

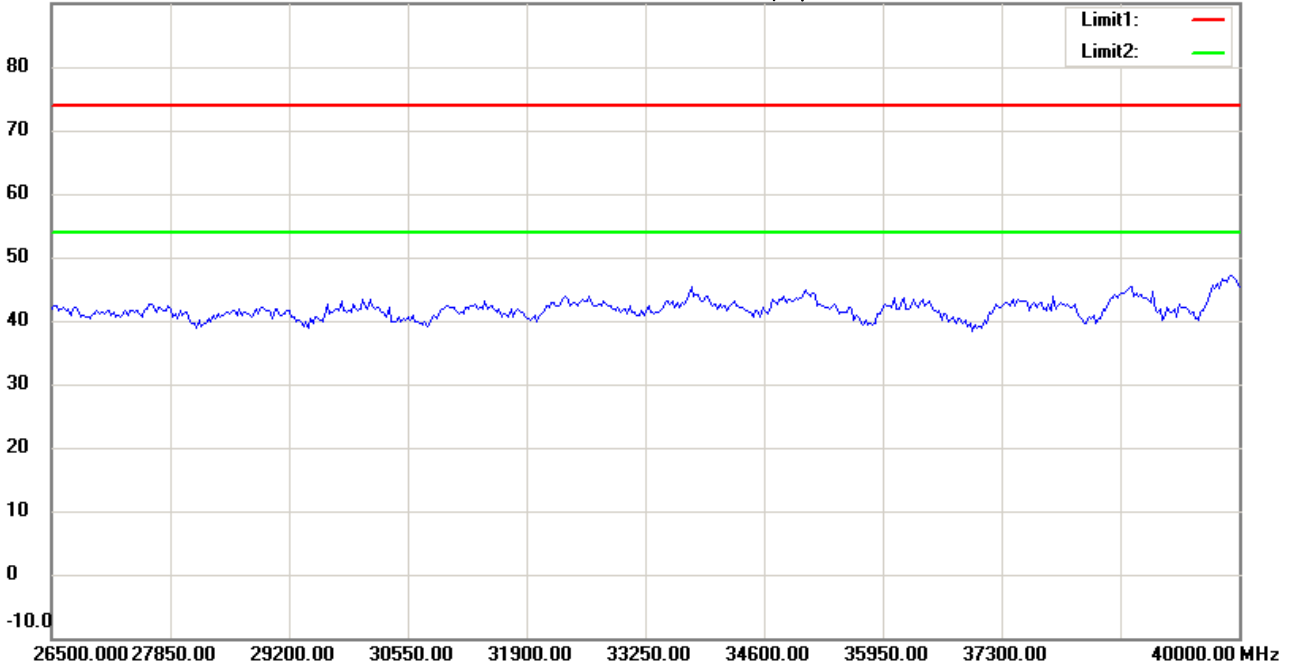
Date: 2015/1/26

Temperature:24 °C

90.0 dBuV/m

Time: 下午 02:05:46

Humidity:60 %



Site : Chamber

Condition : FCC\_part 15 RE-Class C\_Above 1GHz\_PK

EUT : W6M21410-14560

M/N:

Test Mode : TX 802.11n 20M CH157

Note :

Polarization: *Horizontal*

Power : 120 Va.c.

Distance: 3m

Mk.	Frequency (MHz)	Reading (dBuV)	Detector	Corr. factor (dB/m)	Result (dBuV/m)	Limit (dBuV/m)	Ant.Pos (cm)	Tab.Pos (deg.)	Margin (dB)	Comment
-----	-----------------	----------------	----------	---------------------	-----------------	----------------	--------------	----------------	-------------	---------



**Radiated Emission Measurement**

Operator: Leon

File :3

Data :#12

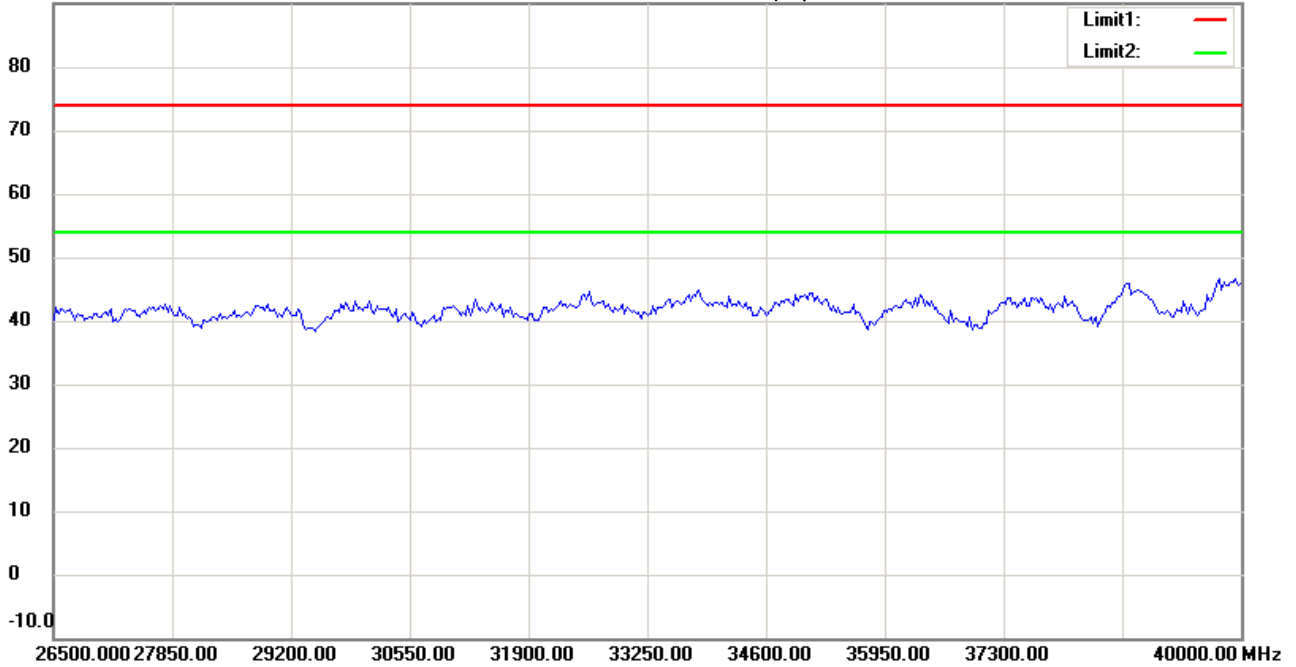
Date: 2015/1/26

Temperature:24 °C

90.0 dBuV/m

Time: 下午 02:08:32

Humidity:60 %



Site : Chamber

Condition : FCC\_part 15 RE-Class C\_Above 1GHz\_PK

EUT : W6M21410-14560

M/N:

Test Mode : TX 802.11n 20M CH157

Note :

Polarization: *Vertical*

Power : 120 Va.c.

Distance: 3m

Mk.	Frequency (MHz)	Reading (dBuV)	Detector	Corr. factor (dB/m)	Result (dBuV/m)	Limit (dBuV/m)	Ant.Pos (cm)	Tab.Pos (deg.)	Margin (dB)	Comment
-----	-----------------	----------------	----------	---------------------	-----------------	----------------	--------------	----------------	-------------	---------



Radiated Emission Measurement

Operator: Leon

File :1

Data :#1

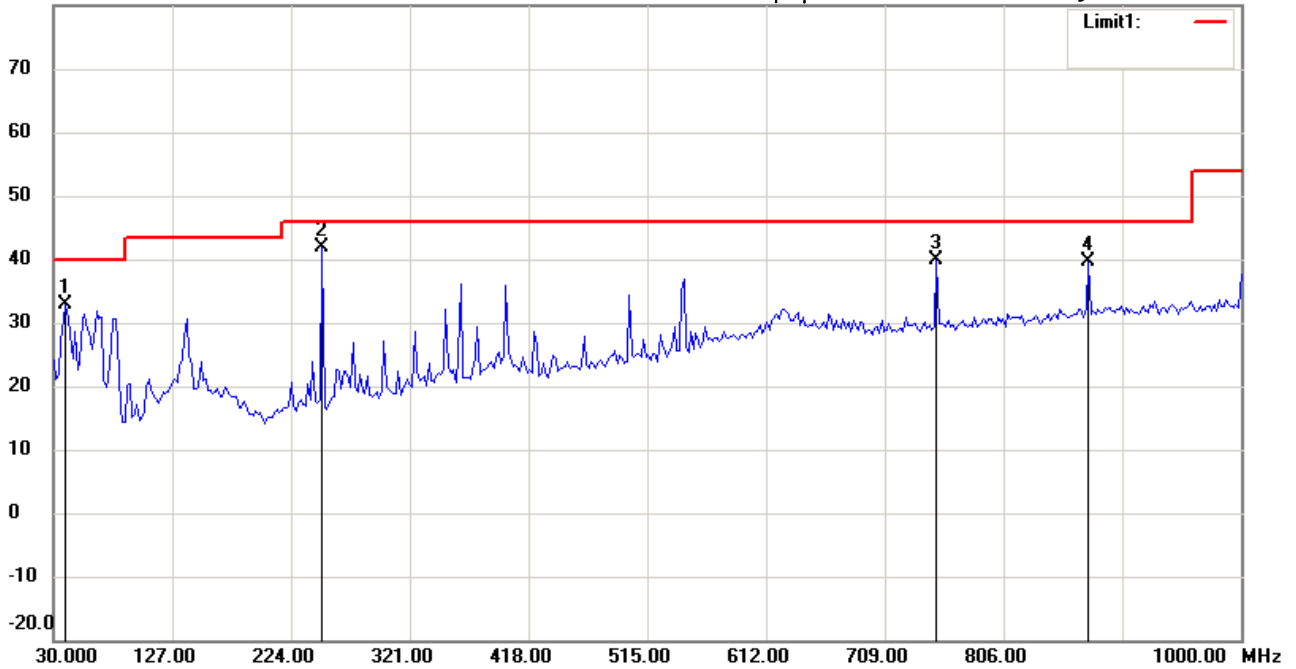
Date: 2014/12/27

Temperature:24 °C

80.0 dBuV/m

Time: 下午 08:56:10

Humidity:60 %



Site : Chamber

Condition : FCC\_part 15 RE-Class C\_30-1000MHz

EUT : W6M21410-14560

M/N:

Test Mode : TX 802.11n 20M CH165

Note :

Polarization: *Horizontal*

Power : 120 V.a.c.

Distance: 3m

Mk.	Frequency (MHz)	Reading (dBuV)	Detector	Corr. factor (dB/m)	Result (dBuV/m)	Limit (dBuV/m)	Ant.Pos (cm)	Tab.Pos (deg.)	Margin (dB)	Comment
	39.7194	18.22	peak	14.56	32.78	40.00	100	85	-7.22	
*	249.6593	27.56	peak	14.44	42.00	46.00	100	110	-4.00	
	751.1824	13.87	peak	25.95	39.82	46.00	100	135	-6.18	
	875.5911	11.68	peak	27.97	39.65	46.00	100	60	-6.35	



Radiated Emission Measurement

Operator: Leon

File :1

Data :#2

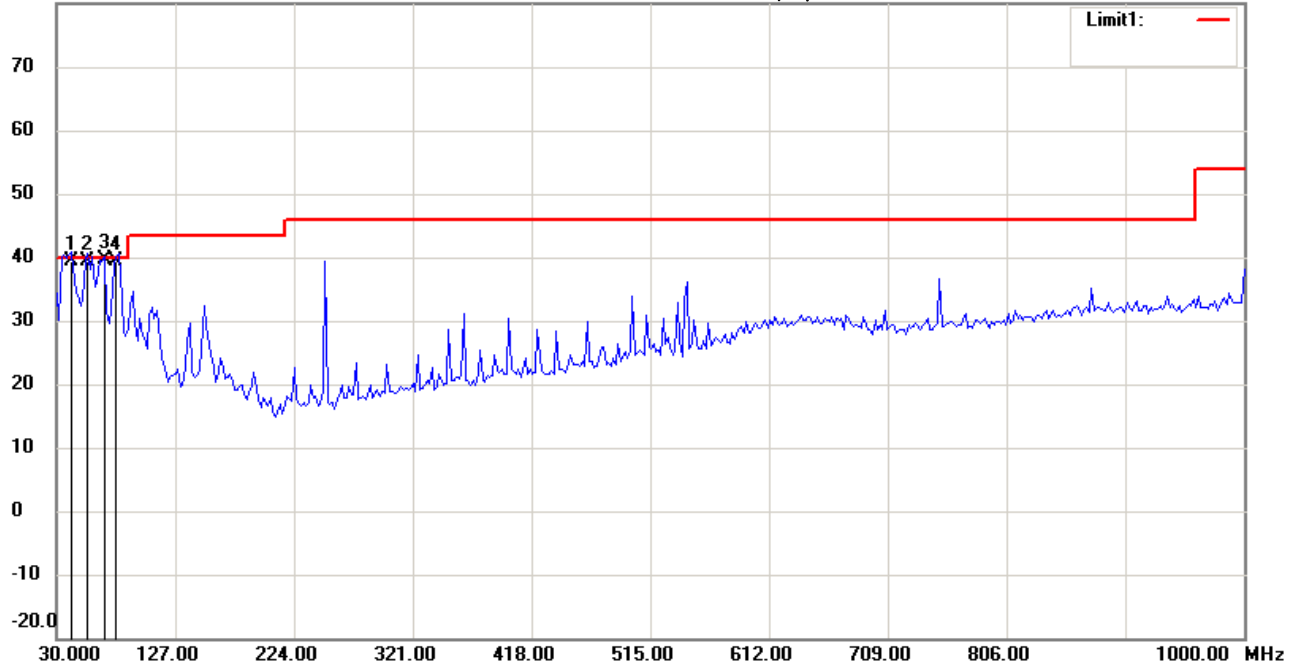
Date: 2014/12/27

Temperature:24 °C

80.0 dBuV/m

Time: 下午 08:56:55

Humidity:60 %



Site : Chamber

Condition : FCC\_part 15 RE-Class C\_30-1000MHz

EUT : W6M21410-14560

M/N:

Test Mode : TX 802.11n 20M CH165

Note :

Polarization: *Vertical*

Power : 120 Va.c.

Distance: 3m

Mk.	Frequency (MHz)	Reading (dBuV)	Detector	Corr. factor (dB/m)	Result (dBuV/m)	Limit (dBuV/m)	Ant.Pos (cm)	Tab.Pos (deg.)	Margin (dB)	Comment
	41.6633	24.75	QP	14.70	39.45	40.00	100	165	-0.55	
	55.2705	25.67	QP	13.82	39.49	40.00	100	330	-0.51	
*	68.8777	27.53	QP	12.04	39.57	40.00	100	150	-0.43	
	78.5972	28.99	QP	10.30	39.29	40.00	100	210	-0.71	



Radiated Emission Measurement

Operator: Leon

File :3

Data :#1

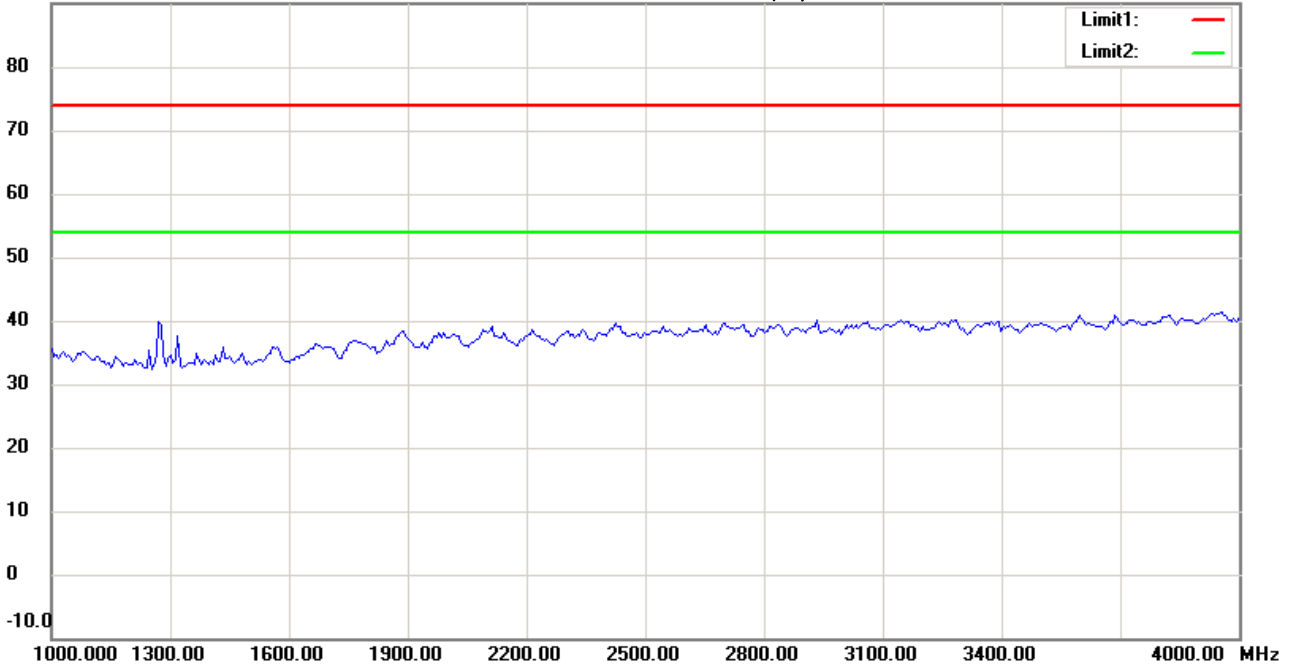
Date: 2015/1/26

Temperature:24 °C

90.0 dBuV/m

Time: 下午 02:13:15

Humidity:60 %



Site : Chamber

Condition : FCC\_part 15 RE-Class C\_Above 1GHz\_PK

Polarization: *Horizontal*

EUT : W6M21410-14560

Power : 120 Va.c.

M/N:

Distance: 3m

Test Mode : TX 802.11n 20M CH165

Note :

Mk.	Frequency (MHz)	Reading (dBuV)	Detector	Corr. factor (dB/m)	Result (dBuV/m)	Limit (dBuV/m)	Ant.Pos (cm)	Tab.Pos (deg.)	Margin (dB)	Comment
-----	-----------------	----------------	----------	---------------------	-----------------	----------------	--------------	----------------	-------------	---------



Radiated Emission Measurement

Operator: Leon

File :3

Data :#7

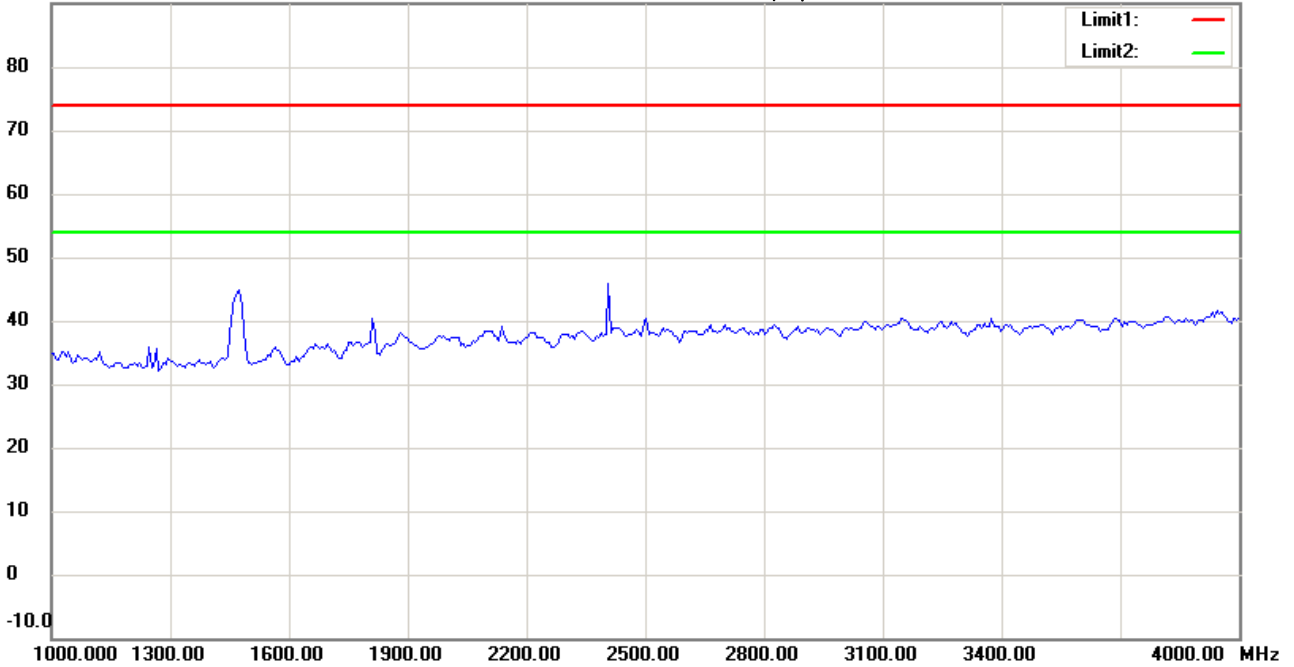
Date: 2015/1/26

Temperature:24 °C

90.0 dBuV/m

Time: 下午 02:17:15

Humidity:60 %



Site : Chamber

Condition : FCC\_part 15 RE-Class C\_Above 1GHz\_PK

Polarization: *Vertical*

EUT : W6M21410-14560

Power : 120 Va.c.

M/N:

Distance: 3m

Test Mode : TX 802.11n 20M CH165

Note :

Mk.	Frequency (MHz)	Reading (dBuV)	Detector	Corr. factor (dB/m)	Result (dBuV/m)	Limit (dBuV/m)	Ant.Pos (cm)	Tab.Pos (deg.)	Margin (dB)	Comment
-----	-----------------	----------------	----------	---------------------	-----------------	----------------	--------------	----------------	-------------	---------



Radiated Emission Measurement

Operator: Leon

File :3

Data :#2

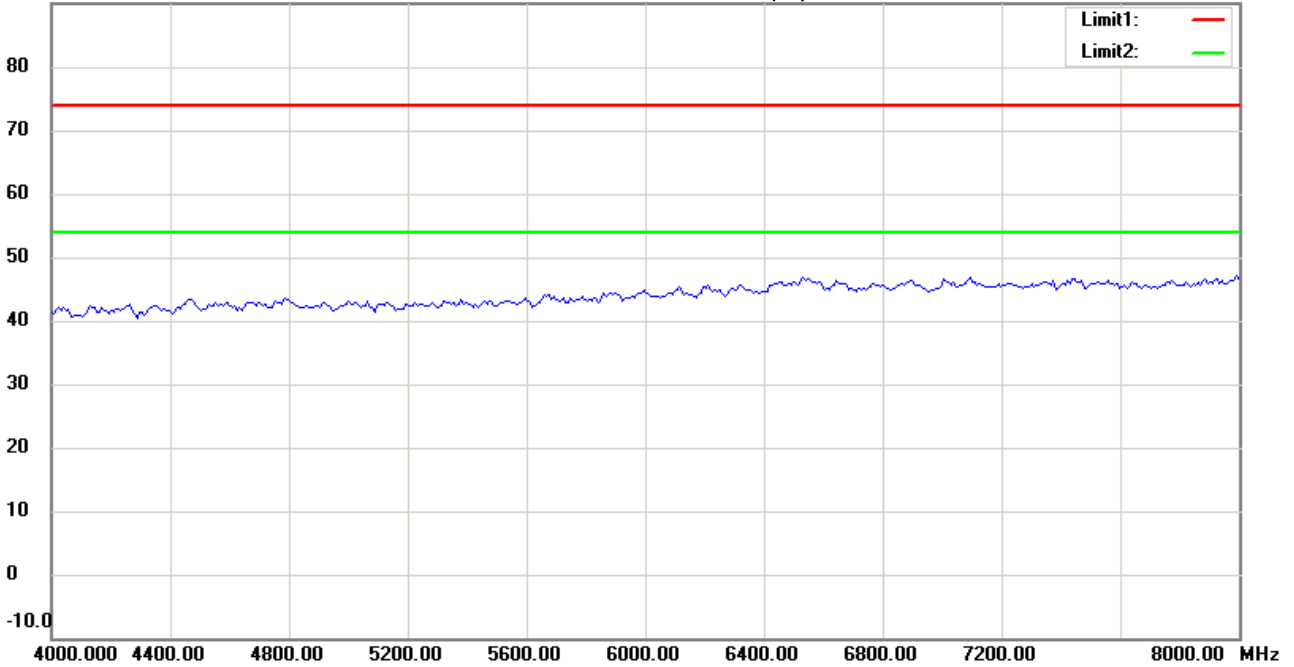
Date: 2015/1/26

Temperature:24 °C

90.0 dBuV/m

Time: 下午 02:14:18

Humidity:60 %



Site : Chamber

Condition : FCC\_part 15 RE-Class C\_Above 1GHz\_PK

Polarization: *Horizontal*

EUT : W6M21410-14560

Power : 120 Va.c.

M/N:

Distance: 3m

Test Mode : TX 802.11n 20M CH165

Note :

Mk.	Frequency (MHz)	Reading (dBuV)	Detector	Corr. factor (dB/m)	Result (dBuV/m)	Limit (dBuV/m)	Ant.Pos (cm)	Tab.Pos (deg.)	Margin (dB)	Comment
-----	-----------------	----------------	----------	---------------------	-----------------	----------------	--------------	----------------	-------------	---------



Radiated Emission Measurement

Operator: Leon

File :3

Data :#8

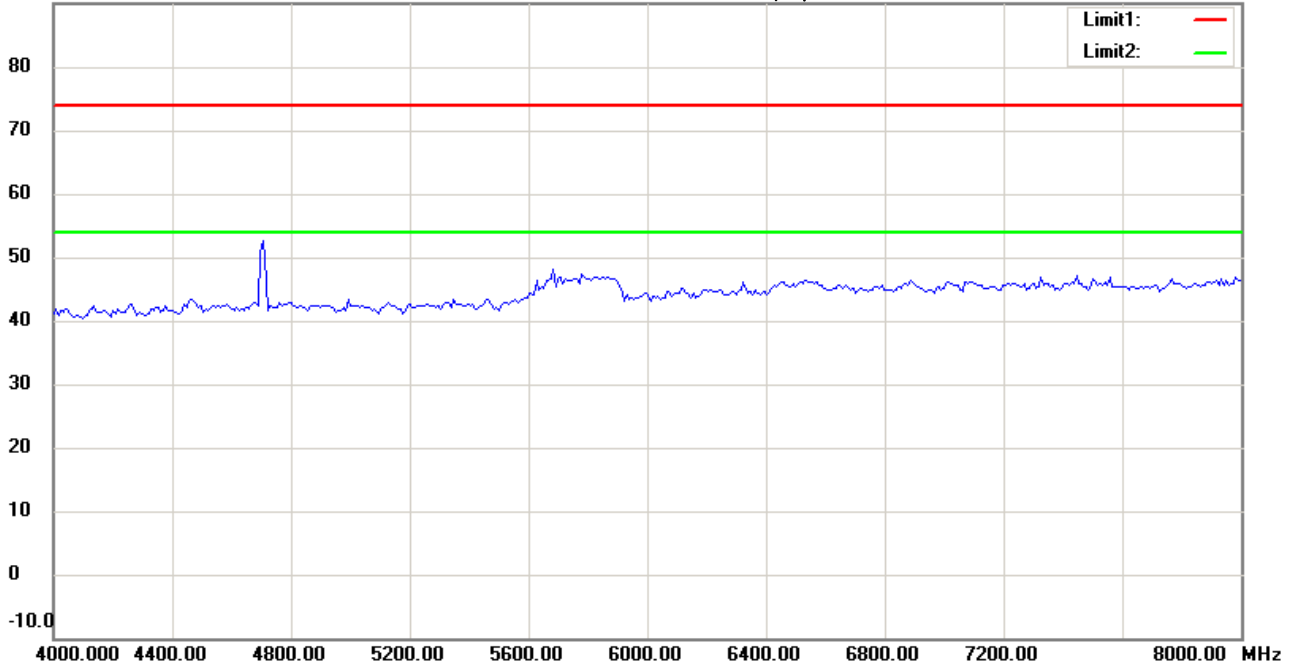
Date: 2015/1/26

Temperature:24 °C

90.0 dBuV/m

Time: 下午 02:18:02

Humidity:60 %



Site : Chamber

Condition : FCC\_part 15 RE-Class C\_Above 1GHz\_PK

Polarization: *Vertical*

EUT : W6M21410-14560

Power : 120 V.a.c.

M/N:

Distance: 3m

Test Mode : TX 802.11n 20M CH165

Note :

Mk.	Frequency (MHz)	Reading (dBuV)	Detector	Corr. factor (dB/m)	Result (dBuV/m)	Limit (dBuV/m)	Ant.Pos (cm)	Tab.Pos (deg.)	Margin (dB)	Comment
-----	-----------------	----------------	----------	---------------------	-----------------	----------------	--------------	----------------	-------------	---------





Radiated Emission Measurement

Operator: Leon

File :3

Data :#3

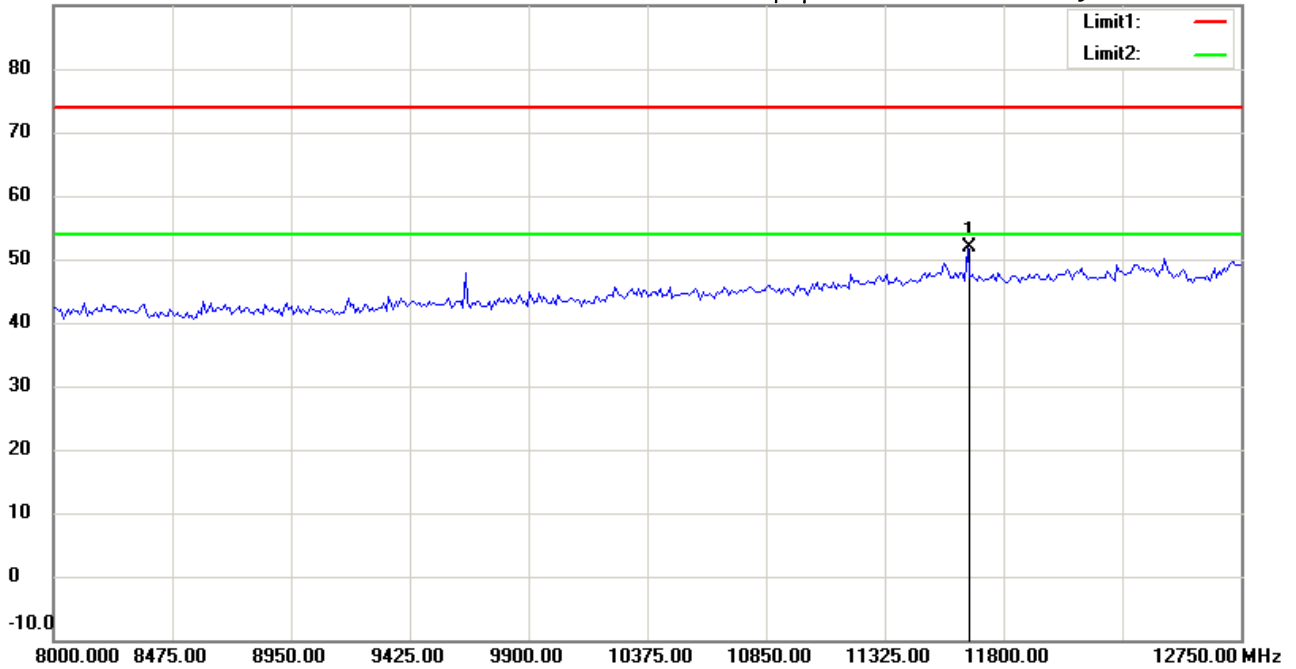
Date: 2015/1/26

Temperature:24 °C

90.0 dBuV/m

Time: 下午 02:15:06

Humidity:60 %



Site : Chamber

Condition : FCC\_part 15 RE-Class C\_Above 1GHz\_PK

Polarization: *Horizontal*

EUT : W6M21410-14560

Power : 120 V.a.c.

M/N:

Distance: 3m

Test Mode : TX 802.11n 20M CH165

Note :

Mk.	Frequency (MHz)	Reading (dBuV)	Detector	Corr. factor (dB/m)	Result (dBuV/m)	Limit (dBuV/m)	Ant.Pos (cm)	Tab.Pos (deg.)	Margin (dB)	Comment
*	11655.311	39.98	peak	11.89	51.87	74.00	100	155	-22.13	



Radiated Emission Measurement

Operator: Leon

File :3

Data :#9

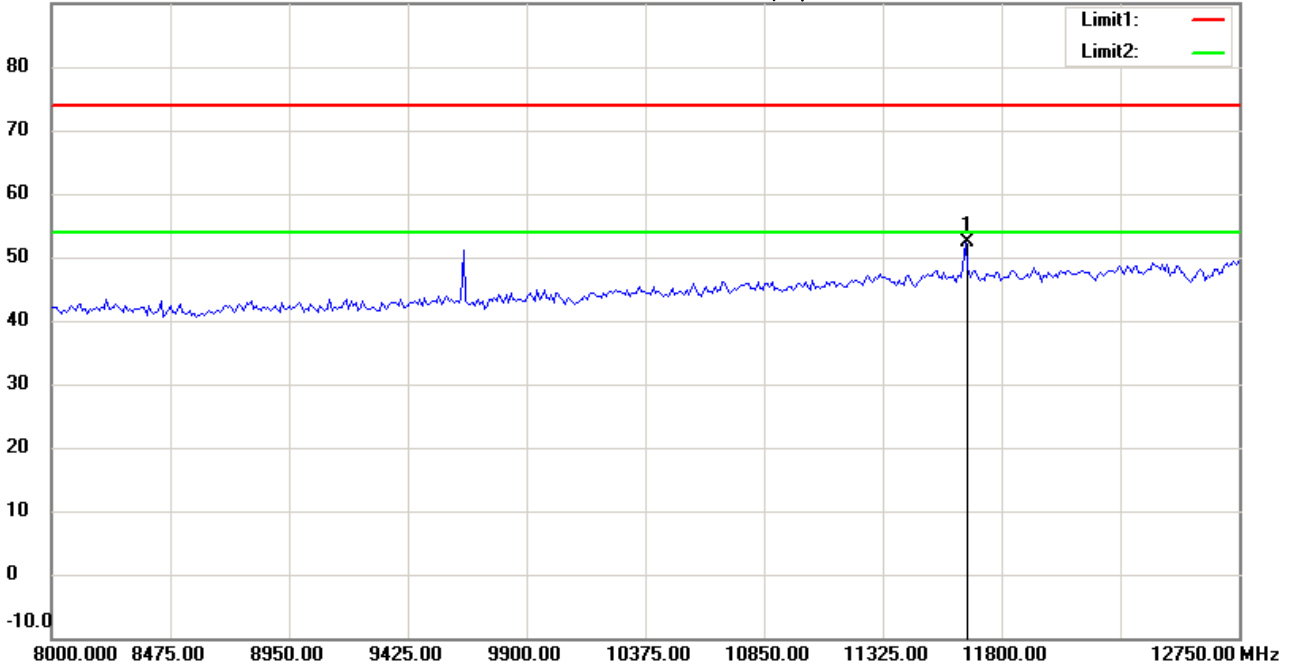
Date: 2015/1/26

Temperature:24 °C

90.0 dBuV/m

Time: 下午 02:19:12

Humidity:60 %



Site : Chamber

Condition : FCC\_part 15 RE-Class C\_Above 1GHz\_PK

Polarization: *Vertical*

EUT : W6M21410-14560

Power : 120 V.a.c.

M/N:

Distance: 3m

Test Mode : TX 802.11n 20M CH165

Note :

Mk.	Frequency (MHz)	Reading (dBuV)	Detector	Corr. factor (dB/m)	Result (dBuV/m)	Limit (dBuV/m)	Ant.Pos (cm)	Tab.Pos (deg.)	Margin (dB)	Comment
*	11655.311	40.48	peak	11.89	52.37	74.00	100	120	-21.63	



Radiated Emission Measurement

Operator: Leon

File :3

Data :#4

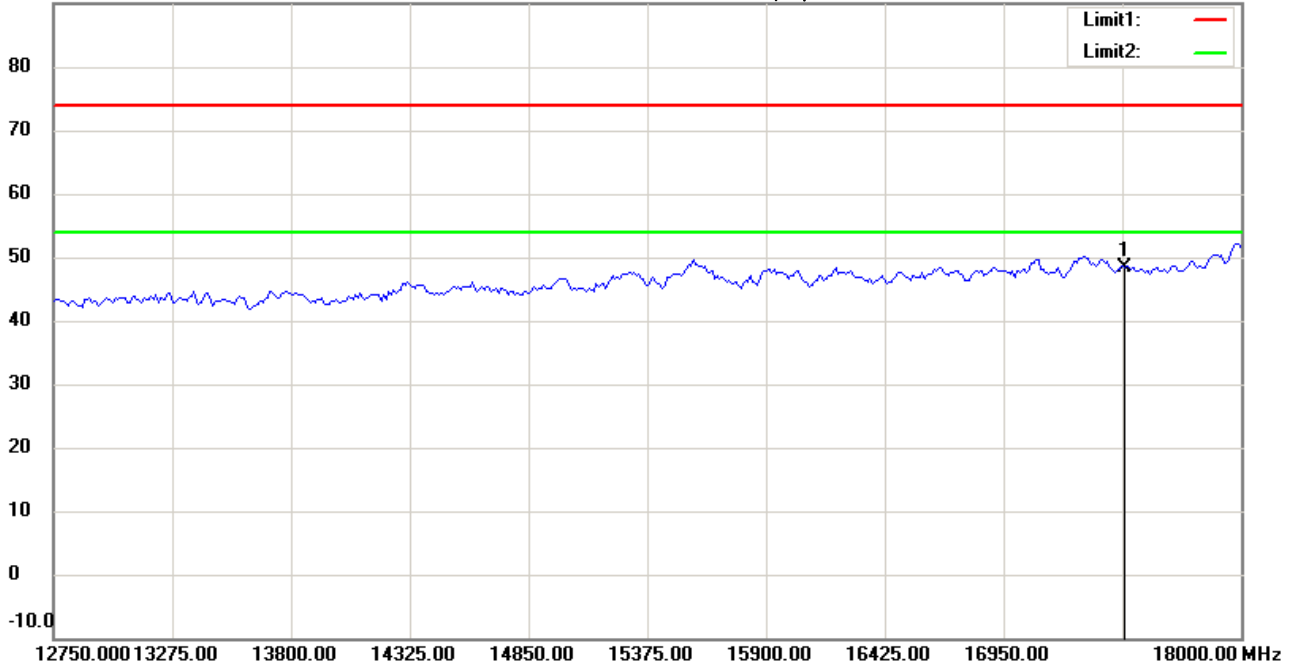
Date: 2015/1/26

Temperature:24 °C

90.0 dBuV/m

Time: 下午 02:15:59

Humidity:60 %



Site : Chamber

Condition : FCC\_part 15 RE-Class C\_Above 1GHz\_PK

Polarization: *Horizontal*

EUT : W6M21410-14560

Power : 120 Va.c.

M/N:

Distance: 3m

Test Mode : TX 802.11n 20M CH165

Note :

Mk.	Frequency (MHz)	Reading (dBuV)	Detector	Corr. factor (dB/m)	Result (dBuV/m)	Limit (dBuV/m)	Ant.Pos (cm)	Tab.Pos (deg.)	Margin (dB)	Comment
*	17475.000	27.61	peak	20.79	48.40	74.00	100	130	-25.60	



Radiated Emission Measurement

Operator: Leon

File :3

Data :#10

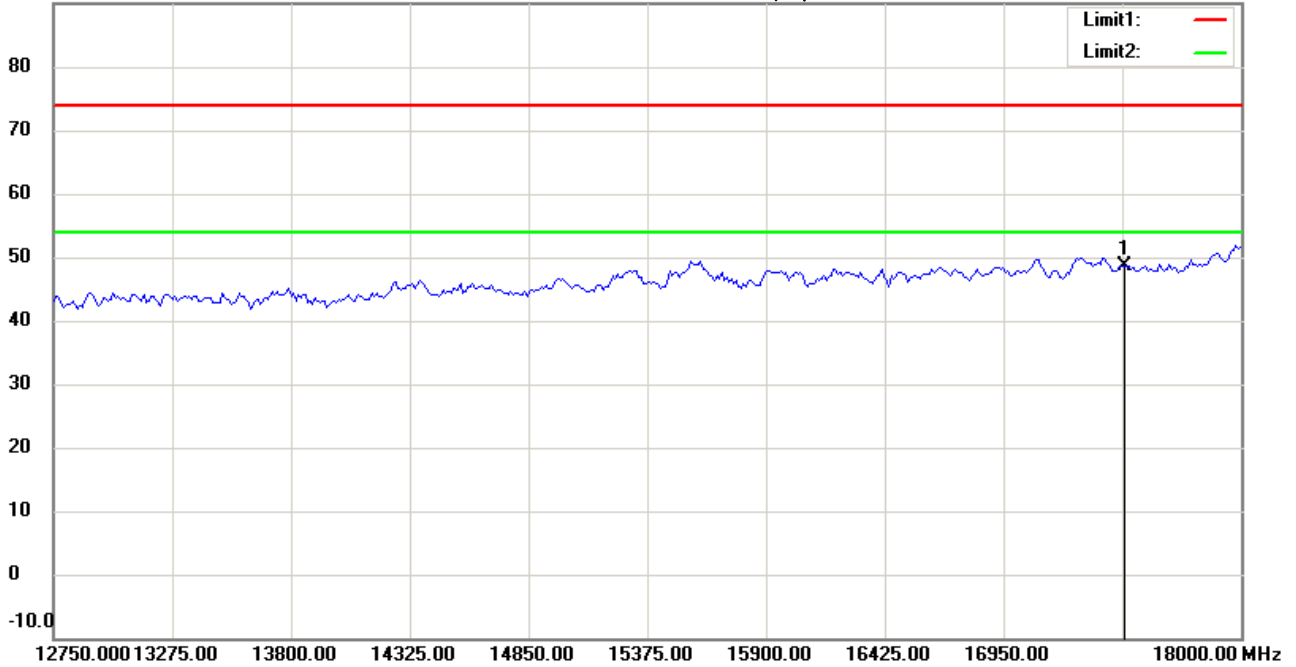
Date: 2015/1/26

Temperature:24 °C

90.0 dBuV/m

Time: 下午 02:20:06

Humidity:60 %



Site : Chamber

Condition : FCC\_part 15 RE-Class C\_Above 1GHz\_PK

Polarization: *Vertical*

EUT : W6M21410-14560

Power : 120 Va.c.

M/N:

Distance: 3m

Test Mode : TX 802.11n 20M CH165

Note :

Mk.	Frequency (MHz)	Reading (dBuV)	Detector	Corr. factor (dB/m)	Result (dBuV/m)	Limit (dBuV/m)	Ant.Pos (cm)	Tab.Pos (deg.)	Margin (dB)	Comment
*	17475.000	27.82	peak	20.79	48.61	74.00	100	90	-25.39	



Radiated Emission Measurement

Operator: Leon

File :3

Data :#5

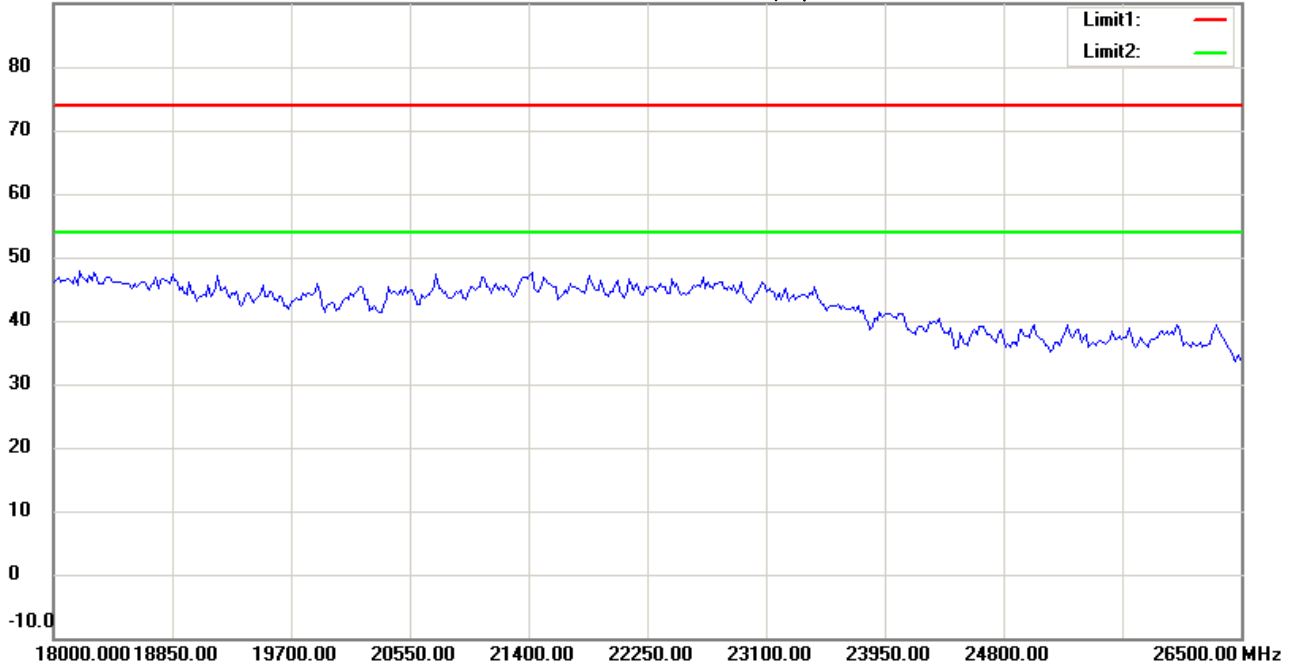
Date: 2015/1/26

Temperature:24 °C

90.0 dBuV/m

Time: 下午 02:16:09

Humidity:60 %



Site : Chamber

Condition : FCC\_part 15 RE-Class C\_Above 1GHz\_PK

EUT : W6M21410-14560

M/N:

Test Mode : TX 802.11n 20M CH165

Note :

Polarization: *Horizontal*

Power : 120 Va.c.

Distance: 3m

Mk.	Frequency (MHz)	Reading (dBuV)	Detector	Corr. factor (dB/m)	Result (dBuV/m)	Limit (dBuV/m)	Ant.Pos (cm)	Tab.Pos (deg.)	Margin (dB)	Comment
-----	-----------------	----------------	----------	---------------------	-----------------	----------------	--------------	----------------	-------------	---------



Radiated Emission Measurement

Operator: Leon

File :3

Data :#11

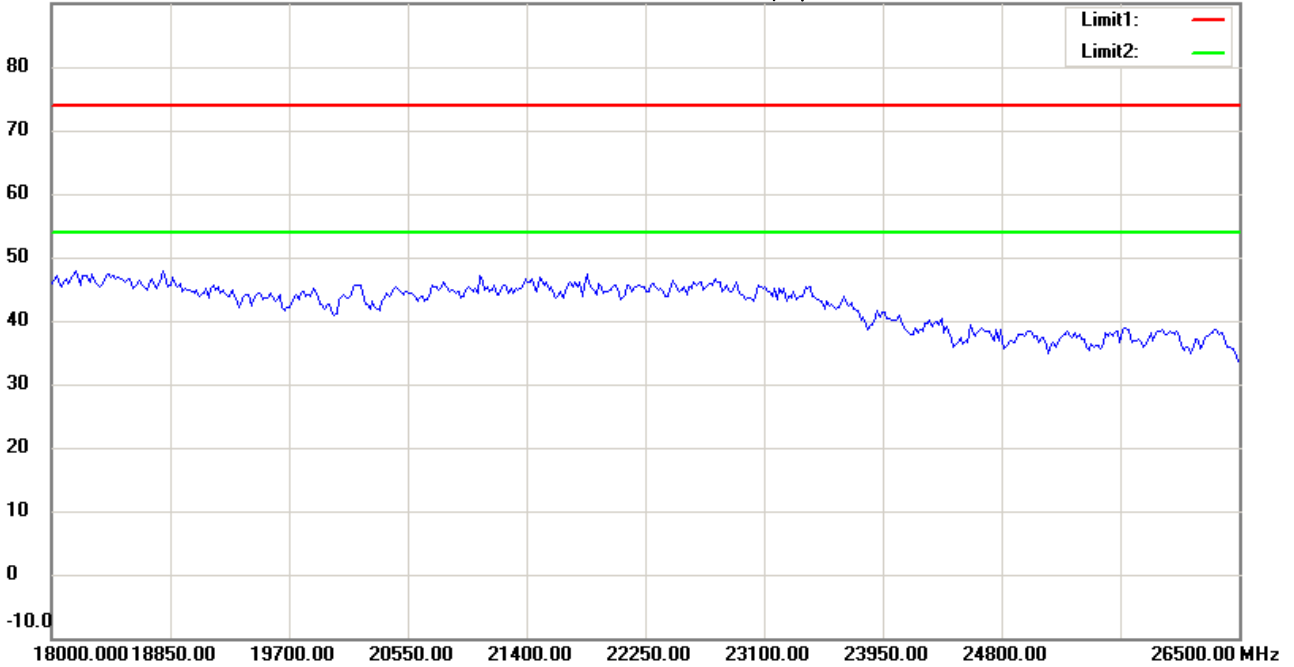
Date: 2015/1/26

Temperature:24 °C

90.0 dBuV/m

Time: 下午 02:20:15

Humidity:60 %



Site : Chamber

Condition : FCC\_part 15 RE-Class C\_Above 1GHz\_PK

EUT : W6M21410-14560

M/N:

Test Mode : TX 802.11n 20M CH165

Note :

Polarization: *Vertical*

Power : 120 V.a.c.

Distance: 3m

Mk.	Frequency (MHz)	Reading (dBuV)	Detector	Corr. factor (dB/m)	Result (dBuV/m)	Limit (dBuV/m)	Ant.Pos (cm)	Tab.Pos (deg.)	Margin (dB)	Comment
-----	-----------------	----------------	----------	---------------------	-----------------	----------------	--------------	----------------	-------------	---------



**Radiated Emission Measurement**

Operator: Leon

File :3

Data :#6

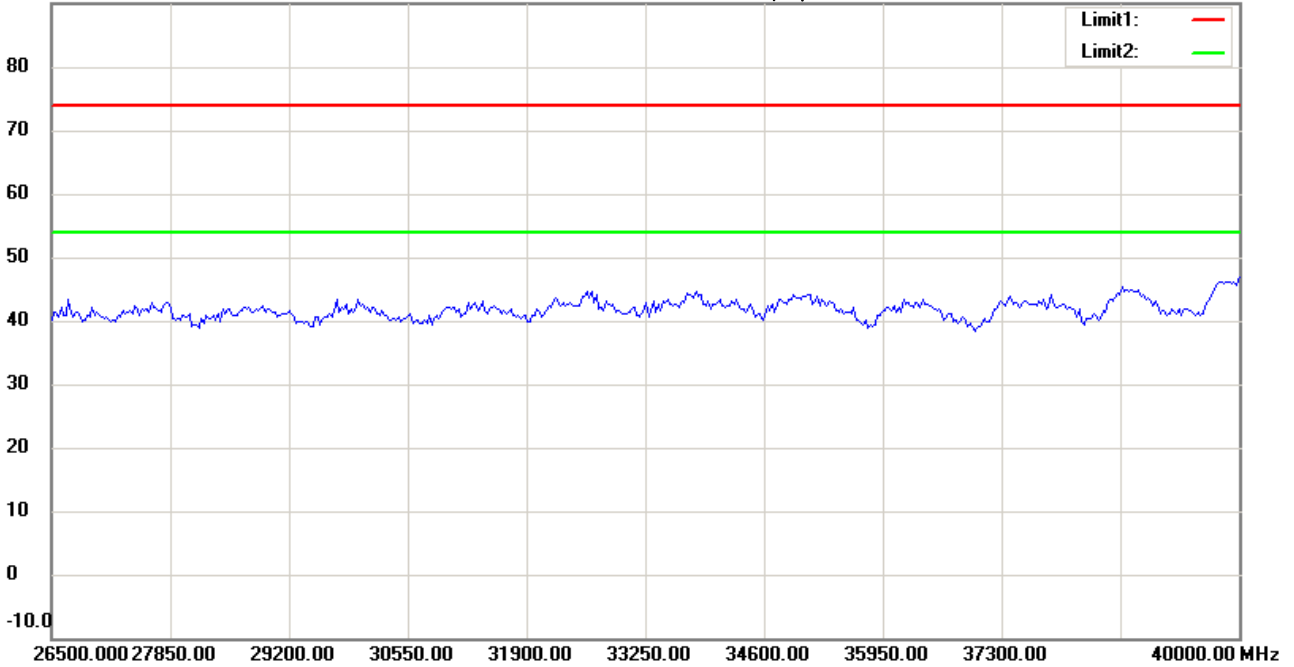
Date: 2015/1/26

Temperature:24 °C

90.0 dBuV/m

Time: 下午 02:16:19

Humidity:60 %



Site : Chamber

Condition : FCC\_part 15 RE-Class C\_Above 1GHz\_PK

EUT : W6M21410-14560

M/N:

Test Mode : TX 802.11n 20M CH165

Note :

Polarization: *Horizontal*

Power : 120 Va.c.

Distance: 3m

Mk.	Frequency (MHz)	Reading (dBuV)	Detector	Corr. factor (dB/m)	Result (dBuV/m)	Limit (dBuV/m)	Ant.Pos (cm)	Tab.Pos (deg.)	Margin (dB)	Comment
-----	-----------------	----------------	----------	---------------------	-----------------	----------------	--------------	----------------	-------------	---------



**Radiated Emission Measurement**

Operator: Leon

File :3

Data :#12

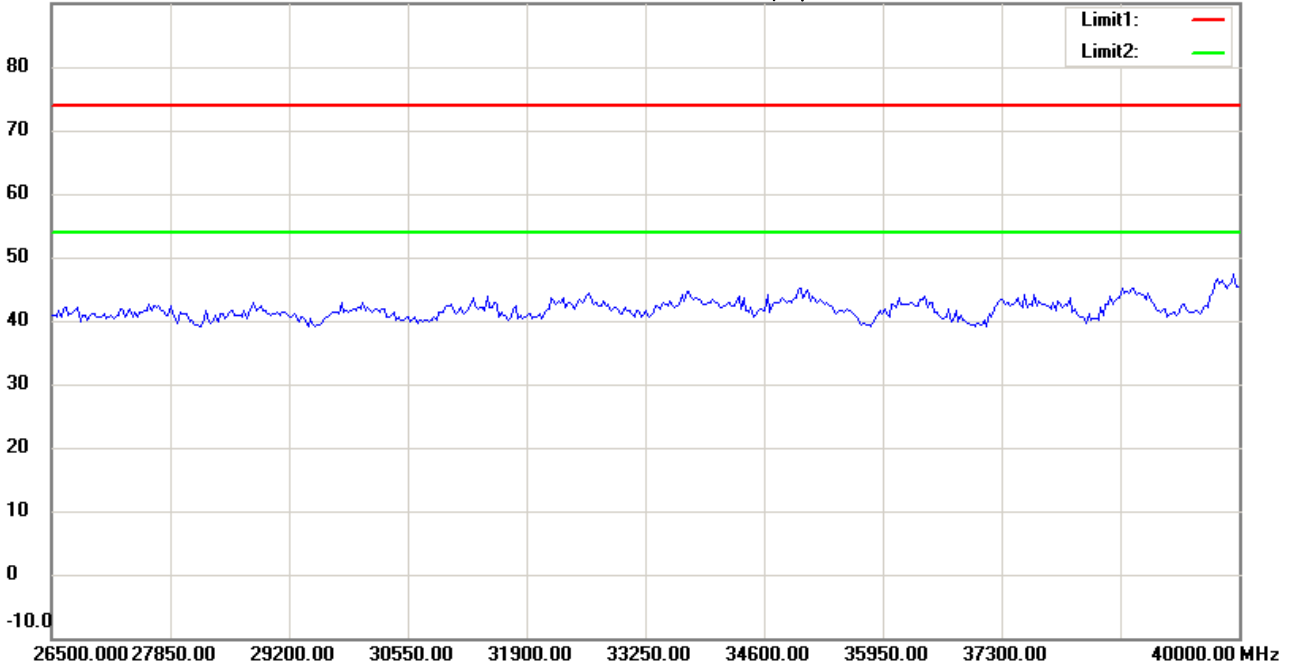
Date: 2015/1/26

Temperature:24 °C

90.0 dBuV/m

Time: 下午 02:20:26

Humidity:60 %



Site : Chamber

Condition : FCC\_part 15 RE-Class C\_Above 1GHz\_PK

EUT : W6M21410-14560

M/N:

Test Mode : TX 802.11n 20M CH165

Note :

Polarization: *Vertical*

Power : 120 V.a.c.

Distance: 3m

Mk.	Frequency (MHz)	Reading (dBuV)	Detector	Corr. factor (dB/m)	Result (dBuV/m)	Limit (dBuV/m)	Ant.Pos (cm)	Tab.Pos (deg.)	Margin (dB)	Comment
-----	-----------------	----------------	----------	---------------------	-----------------	----------------	--------------	----------------	-------------	---------





Radiated Emission Measurement

Operator: Leon

File :1

Data :#1

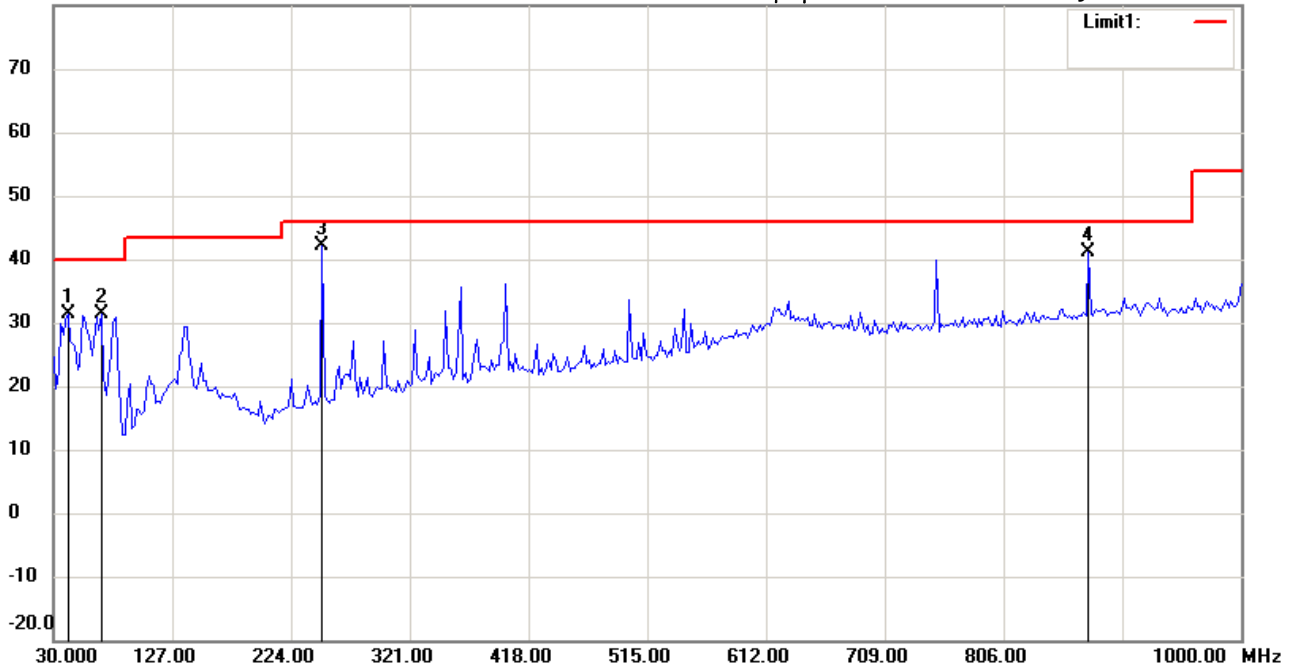
Date: 2014/12/27

Temperature:24 °C

80.0 dBuV/m

Time: 下午 09:07:17

Humidity:60 %



Site : Chamber

Condition : FCC\_part 15 RE-Class C\_30-1000MHz

EUT : W6M21410-14560

M/N:

Test Mode : TX 802.11n 40M CH151

Note :

Polarization: *Horizontal*

Power : 120 V.a.c.

Distance: 3m

Mk.	Frequency (MHz)	Reading (dBuV)	Detector	Corr. factor (dB/m)	Result (dBuV/m)	Limit (dBuV/m)	Ant.Pos (cm)	Tab.Pos (deg.)	Margin (dB)	Comment
	41.6632	16.76	peak	14.70	31.46	40.00	100	110	-8.54	
	68.8777	19.33	peak	12.04	31.37	40.00	100	145	-8.63	
*	249.6593	27.75	peak	14.44	42.19	46.00	100	80	-3.81	
	875.5911	13.07	peak	27.97	41.04	46.00	100	125	-4.96	



Radiated Emission Measurement

Operator: Leon

File :1

Data :#2

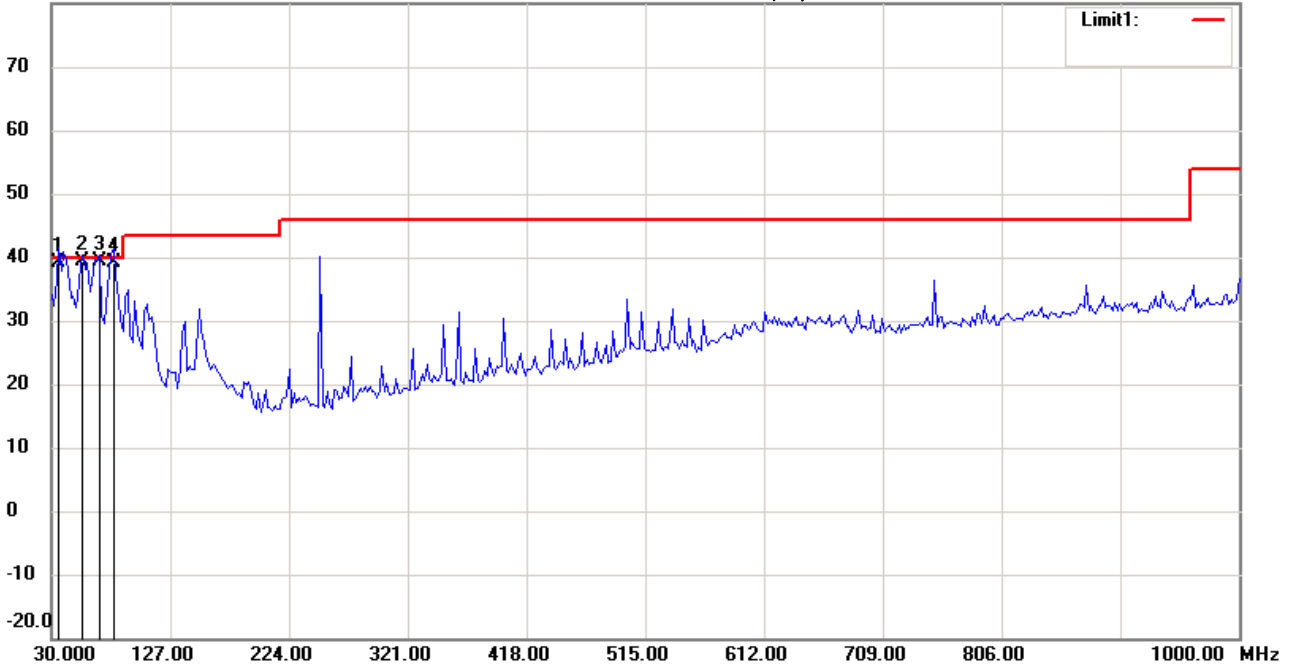
Date: 2014/12/27

Temperature:24 °C

80.0 dBuV/m

Time: 下午 09:08:15

Humidity:60 %



Site : Chamber

Condition : FCC\_part 15 RE-Class C\_30-1000MHz

EUT : W6M21410-14560

M/N:

Test Mode : TX 802.11n 40M CH151

Note :

Polarization: *Vertical*

Power : 120 Va.c.

Distance: 3m

Mk.	Frequency (MHz)	Reading (dBuV)	Detector	Corr. factor (dB/m)	Result (dBuV/m)	Limit (dBuV/m)	Ant.Pos (cm)	Tab.Pos (deg.)	Margin (dB)	Comment
	35.8316	24.97	QP	14.11	39.08	40.00	100	50	-0.92	
*	55.2705	25.63	QP	13.82	39.45	40.00	100	35	-0.55	
	68.8777	27.26	QP	12.04	39.30	40.00	100	160	-0.70	
	80.5411	29.24	QP	9.97	39.21	40.00	100	125	-0.79	



Radiated Emission Measurement

Operator: Leon

File :3

Data :#1

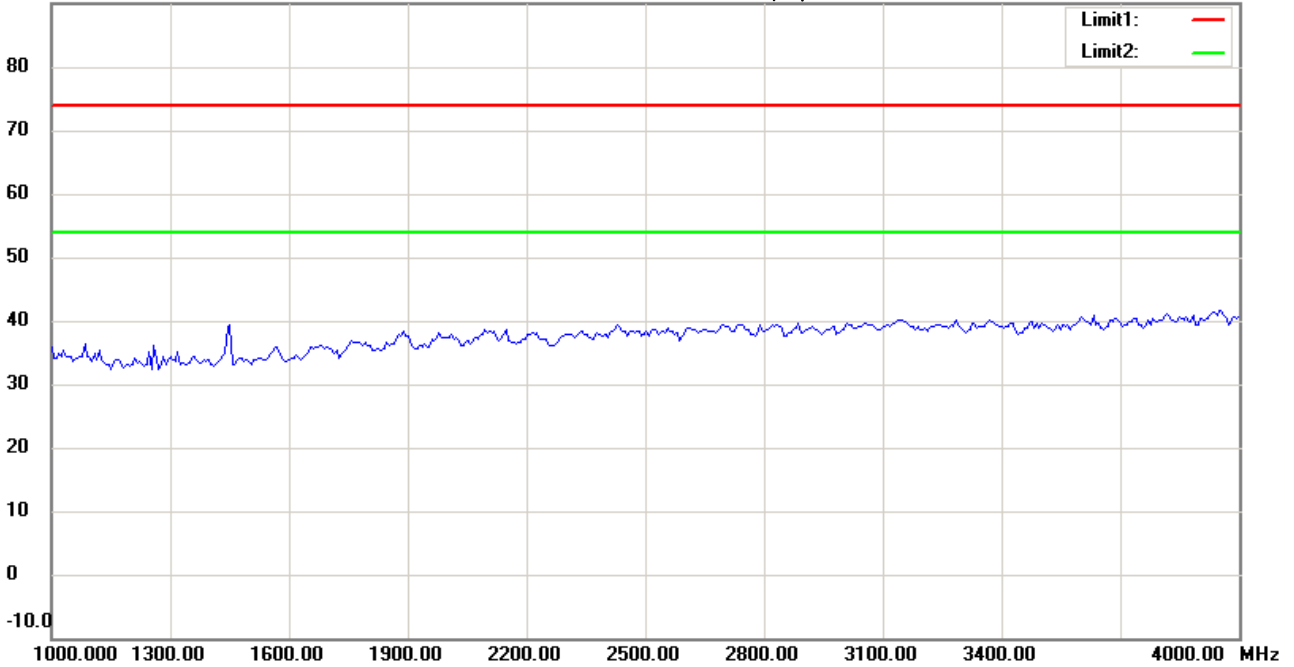
Date: 2015/1/26

Temperature:24 °C

90.0 dBuV/m

Time: 下午 02:26:02

Humidity:60 %



Site : Chamber

Condition : FCC\_part 15 RE-Class C\_Above 1GHz\_PK

EUT : W6M21410-14560

M/N:

Test Mode : TX 802.11n 40M CH151

Note :

Polarization: *Horizontal*

Power : 120 Va.c.

Distance: 3m

Mk.	Frequency (MHz)	Reading (dBuV)	Detector	Corr. factor (dB/m)	Result (dBuV/m)	Limit (dBuV/m)	Ant.Pos (cm)	Tab.Pos (deg.)	Margin (dB)	Comment
-----	-----------------	----------------	----------	---------------------	-----------------	----------------	--------------	----------------	-------------	---------



Radiated Emission Measurement

Operator: Leon

File :3

Data :#7

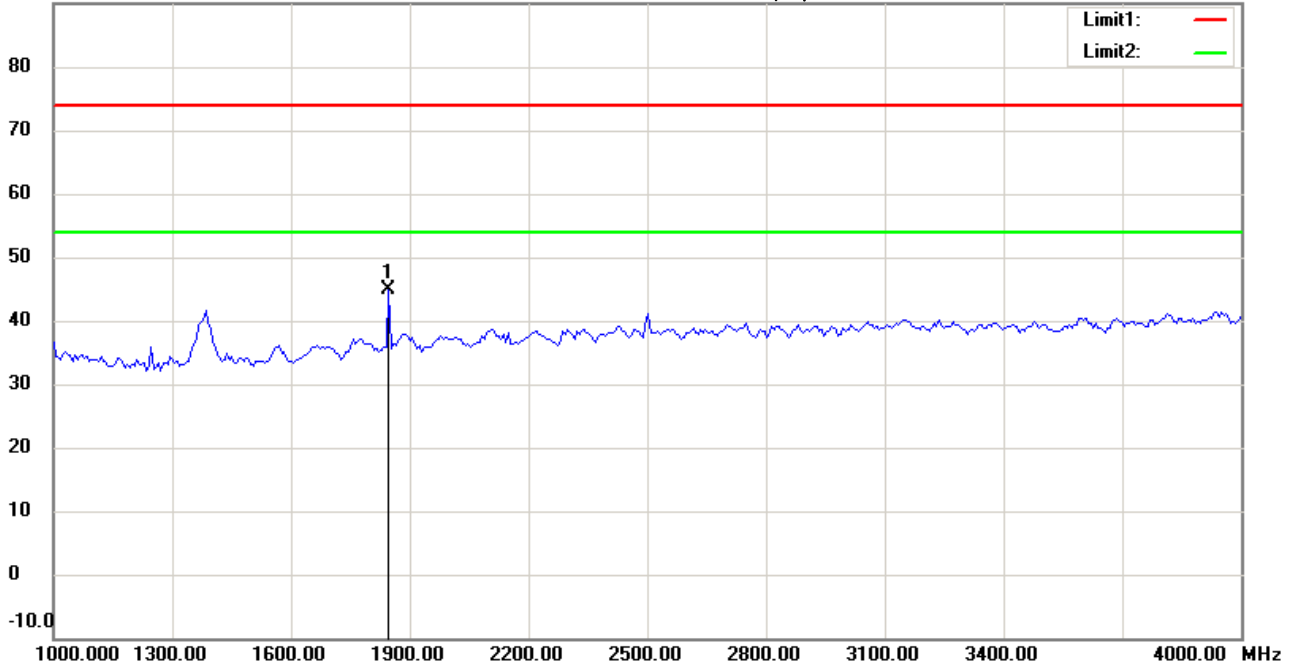
Date: 2015/1/26

Temperature:24 °C

90.0 dBuV/m

Time: 下午 02:30:24

Humidity:60 %



Site : Chamber

Condition : FCC\_part 15 RE-Class C\_Above 1GHz\_PK

Polarization: *Vertical*

EUT : W6M21410-14560

Power : 120 Va.c.

M/N:

Distance: 3m

Test Mode : TX 802.11n 40M CH151

Note :

Mk.	Frequency (MHz)	Reading (dBuV)	Detector	Corr. factor (dB/m)	Result (dBuV/m)	Limit (dBuV/m)	Ant.Pos (cm)	Tab.Pos (deg.)	Margin (dB)	Comment
*	1847.695	51.75	peak	-6.83	44.92	74.00	100	120	-29.08	



Radiated Emission Measurement

Operator: Leon

File :3

Data :#2

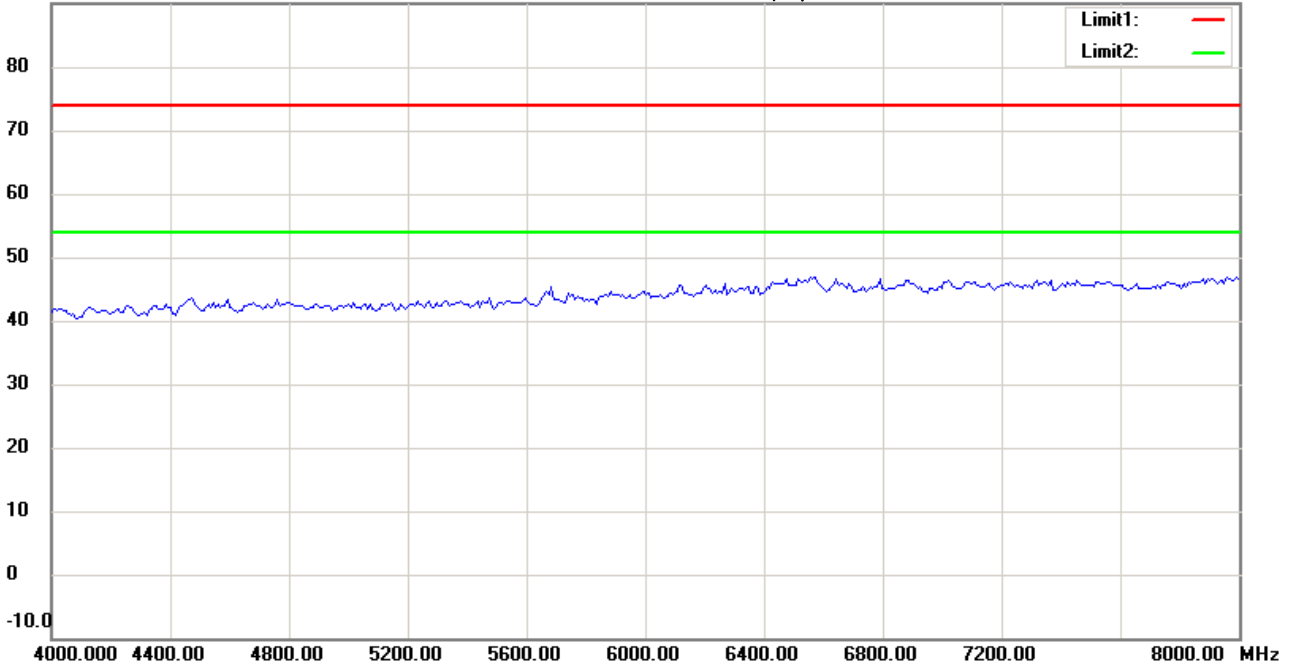
Date: 2015/1/26

Temperature:24 °C

90.0 dBuV/m

Time: 下午 02:26:48

Humidity:60 %



Site : Chamber

Condition : FCC\_part 15 RE-Class C\_Above 1GHz\_PK

EUT : W6M21410-14560

M/N:

Test Mode : TX 802.11n 40M CH151

Note :

Polarization: *Horizontal*

Power : 120 Va.c.

Distance: 3m

Mk.	Frequency (MHz)	Reading (dBuV)	Detector	Corr. factor (dB/m)	Result (dBuV/m)	Limit (dBuV/m)	Ant.Pos (cm)	Tab.Pos (deg.)	Margin (dB)	Comment
-----	-----------------	----------------	----------	---------------------	-----------------	----------------	--------------	----------------	-------------	---------



Radiated Emission Measurement

Operator: Leon

File :3

Data :#8

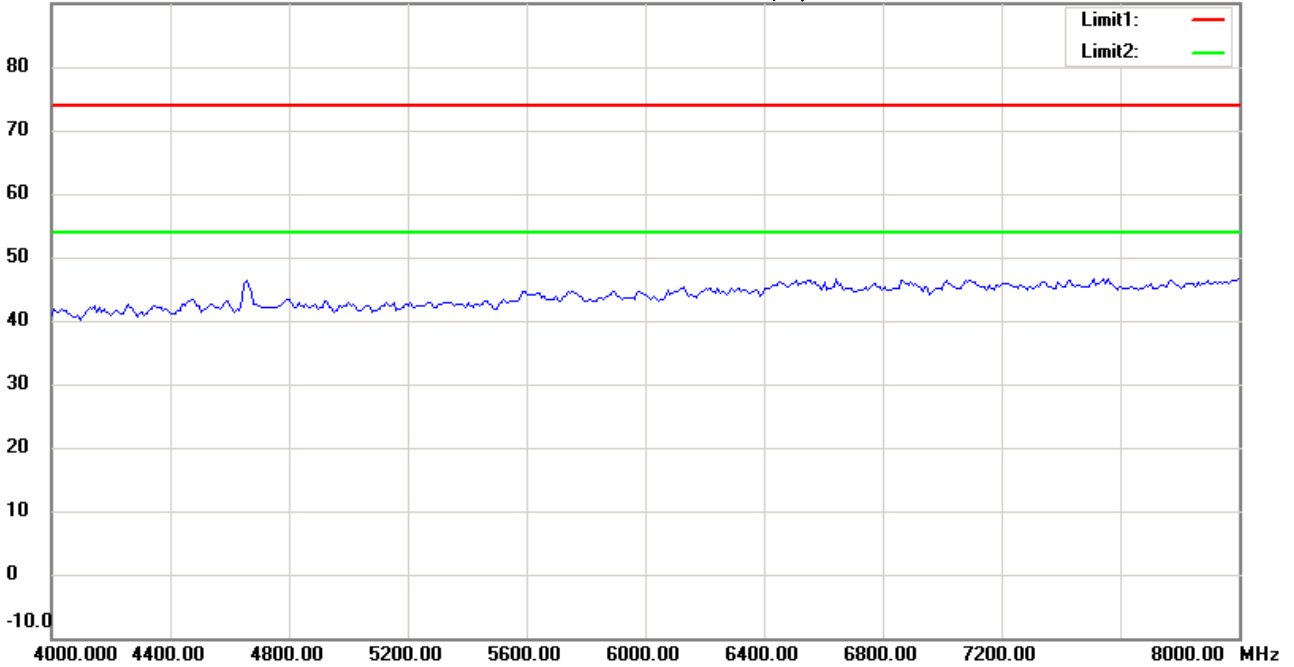
Date: 2015/1/26

Temperature:24 °C

90.0 dBuV/m

Time: 下午 02:31:11

Humidity:60 %



Site : Chamber

Condition : FCC\_part 15 RE-Class C\_Above 1GHz\_PK

Polarization: *Vertical*

EUT : W6M21410-14560

Power : 120 Va.c.

M/N:

Distance: 3m

Test Mode : TX 802.11n 40M CH151

Note :

Mk.	Frequency (MHz)	Reading (dBuV)	Detector	Corr. factor (dB/m)	Result (dBuV/m)	Limit (dBuV/m)	Ant.Pos (cm)	Tab.Pos (deg.)	Margin (dB)	Comment
-----	-----------------	----------------	----------	---------------------	-----------------	----------------	--------------	----------------	-------------	---------



Radiated Emission Measurement

Operator: Leon

File :3

Data :#3

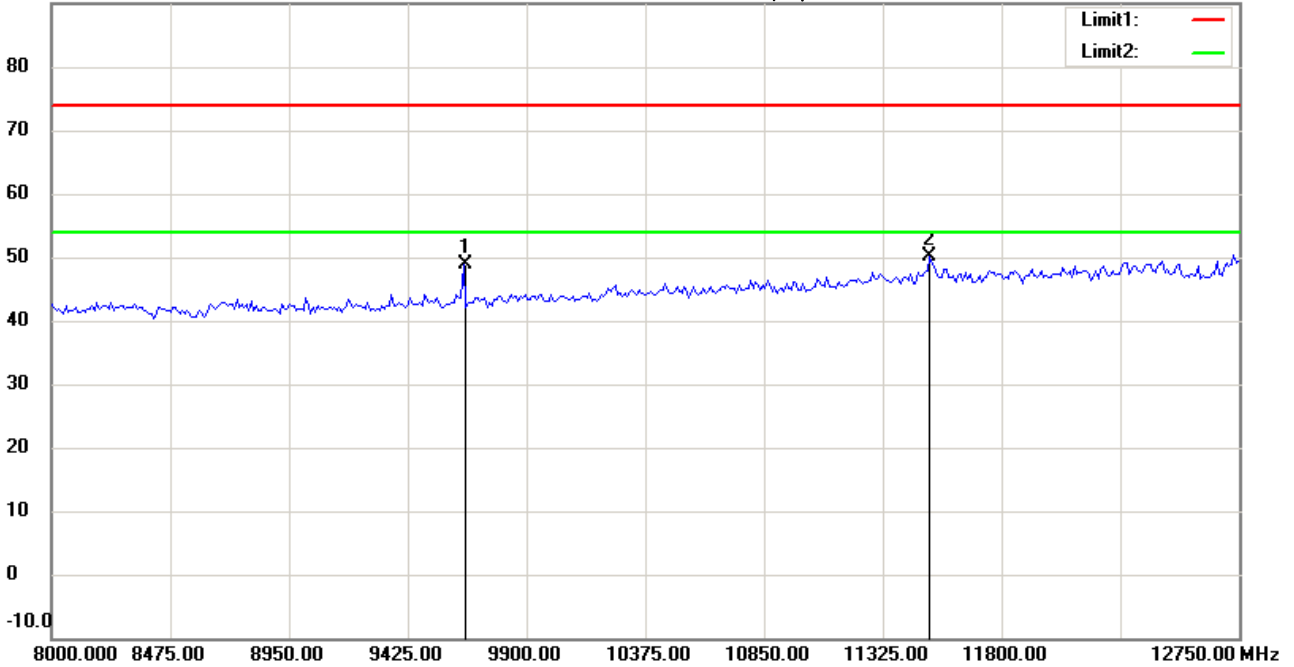
Date: 2015/1/26

Temperature:24 °C

90.0 dBuV/m

Time: 下午 02:28:23

Humidity:60 %



Site : Chamber

Condition : FCC\_part 15 RE-Class C\_Above 1GHz\_PK

Polarization: *Horizontal*

EUT : W6M21410-14560

Power : 120 V.a.c.

M/N:

Distance: 3m

Test Mode : TX 802.11n 40M CH151

Note :

Mk.	Frequency (MHz)	Reading (dBuV)	Detector	Corr. factor (dB/m)	Result (dBuV/m)	Limit (dBuV/m)	Ant.Pos (cm)	Tab.Pos (deg.)	Margin (dB)	Comment
	9646.794	41.43	peak	7.46	48.89	74.00	100	40	-25.11	
*	11512.525	38.04	peak	12.17	50.21	74.00	100	110	-23.79	



Radiated Emission Measurement

Operator: Leon

File :3

Data :#9

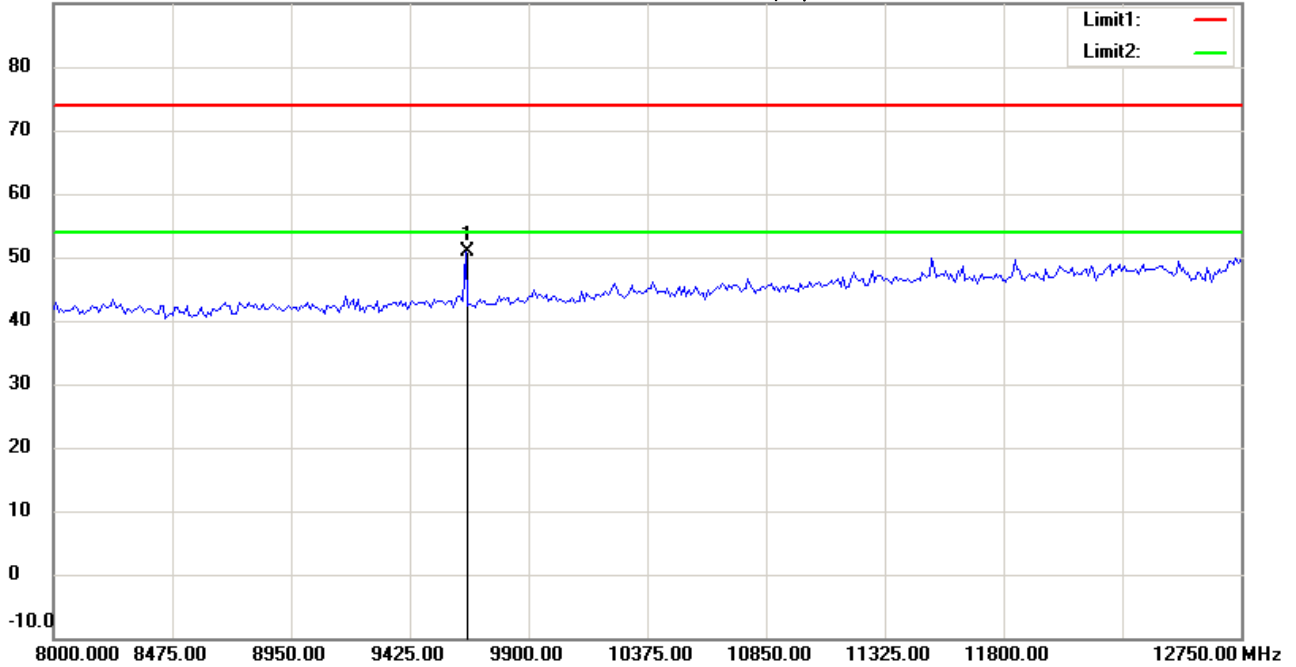
Date: 2015/1/26

Temperature:24 °C

90.0 dBuV/m

Time: 下午 02:33:55

Humidity:60 %



Site : Chamber

Condition : FCC\_part 15 RE-Class C\_Above 1GHz\_PK

Polarization: *Vertical*

EUT : W6M21410-14560

Power : 120 V.a.c.

M/N:

Distance: 3m

Test Mode : TX 802.11n 40M CH151

Note :

Mk.	Frequency (MHz)	Reading (dBuV)	Detector	Corr. factor (dB/m)	Result (dBuV/m)	Limit (dBuV/m)	Ant.Pos (cm)	Tab.Pos (deg.)	Margin (dB)	Comment
*	9646.794	43.51	peak	7.46	50.97	74.00	100	130	-23.03	





Radiated Emission Measurement

Operator: Leon

File :3

Data :#4

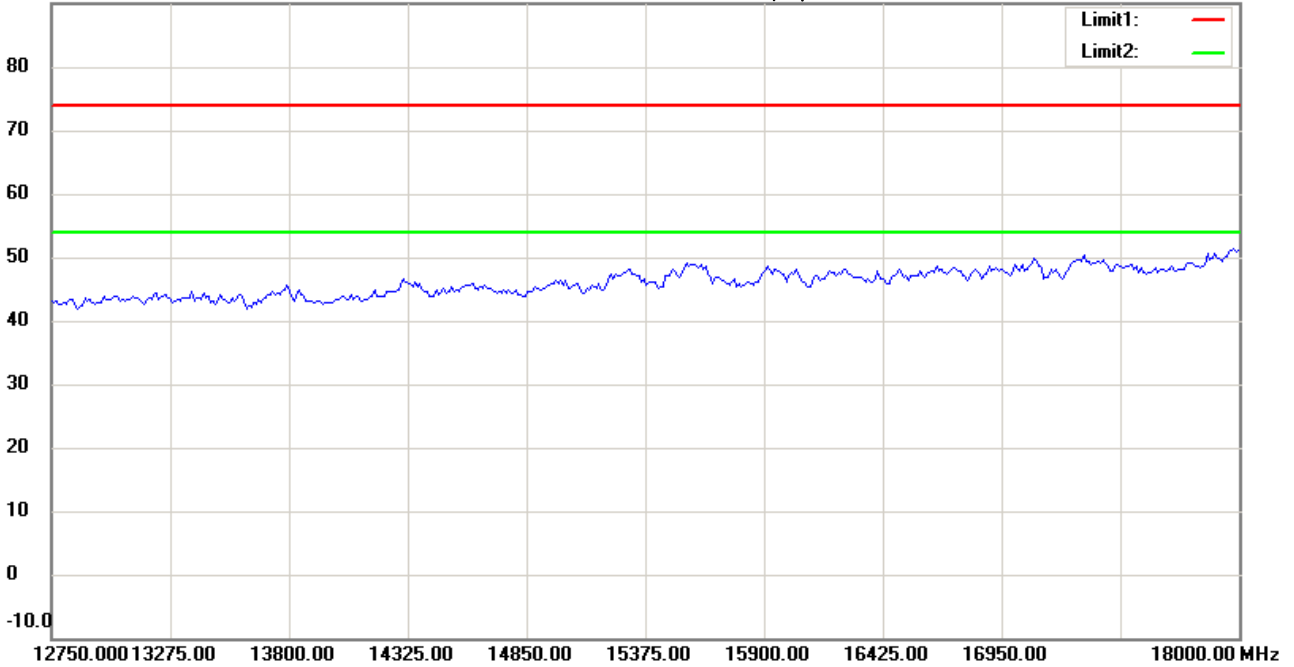
Date: 2015/1/26

Temperature:24 °C

90.0 dBuV/m

Time: 下午 02:29:16

Humidity:60 %



Site : Chamber

Condition : FCC\_part 15 RE-Class C\_Above 1GHz\_PK

Polarization: *Horizontal*

EUT : W6M21410-14560

Power : 120 Va.c.

M/N:

Distance: 3m

Test Mode : TX 802.11n 40M CH151

Note :

Mk.	Frequency (MHz)	Reading (dBuV)	Detector	Corr. factor (dB/m)	Result (dBuV/m)	Limit (dBuV/m)	Ant.Pos (cm)	Tab.Pos (deg.)	Margin (dB)	Comment
-----	-----------------	----------------	----------	---------------------	-----------------	----------------	--------------	----------------	-------------	---------



Radiated Emission Measurement

Operator: Leon

File :3

Data :#10

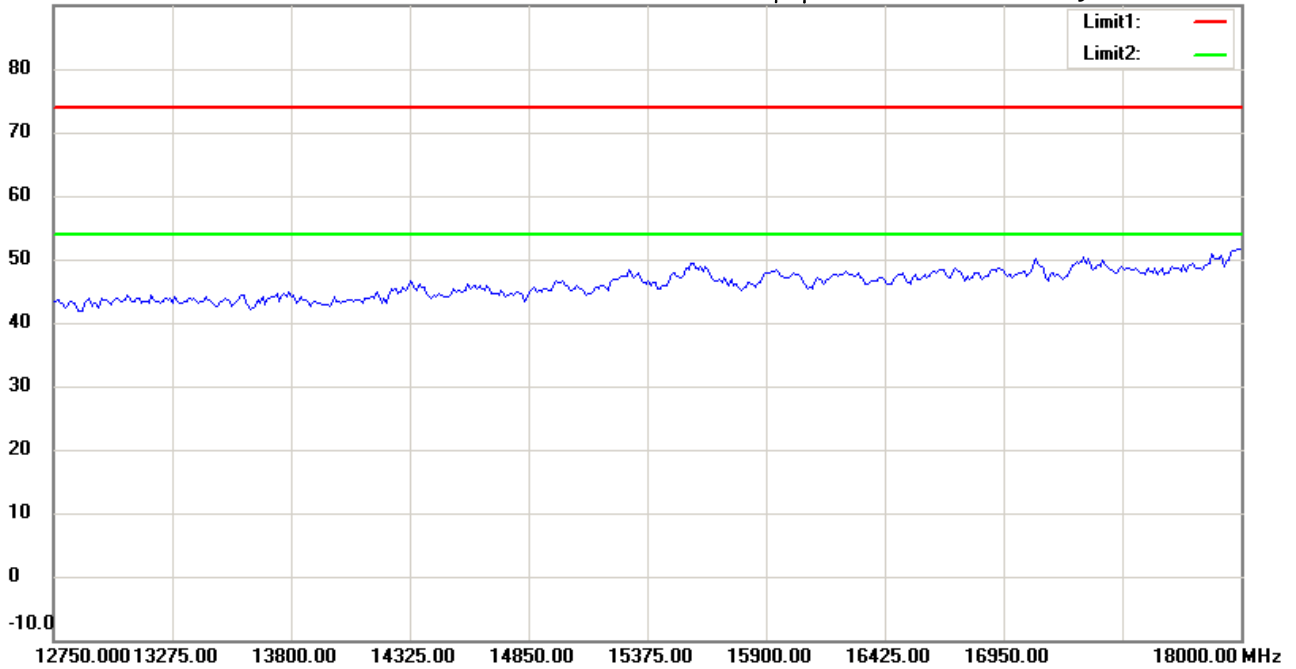
Date: 2015/1/26

Temperature:24 °C

90.0 dBuV/m

Time: 下午 02:34:49

Humidity:60 %



Site : Chamber

Condition : FCC\_part 15 RE-Class C\_Above 1GHz\_PK

Polarization: *Vertical*

EUT : W6M21410-14560

Power : 120 V.a.c.

M/N:

Distance: 3m

Test Mode : TX 802.11n 40M CH151

Note :

Mk.	Frequency (MHz)	Reading (dBuV)	Detector	Corr. factor (dB/m)	Result (dBuV/m)	Limit (dBuV/m)	Ant.Pos (cm)	Tab.Pos (deg.)	Margin (dB)	Comment
-----	-----------------	----------------	----------	---------------------	-----------------	----------------	--------------	----------------	-------------	---------



Radiated Emission Measurement

Operator: Leon

File :3

Data :#5

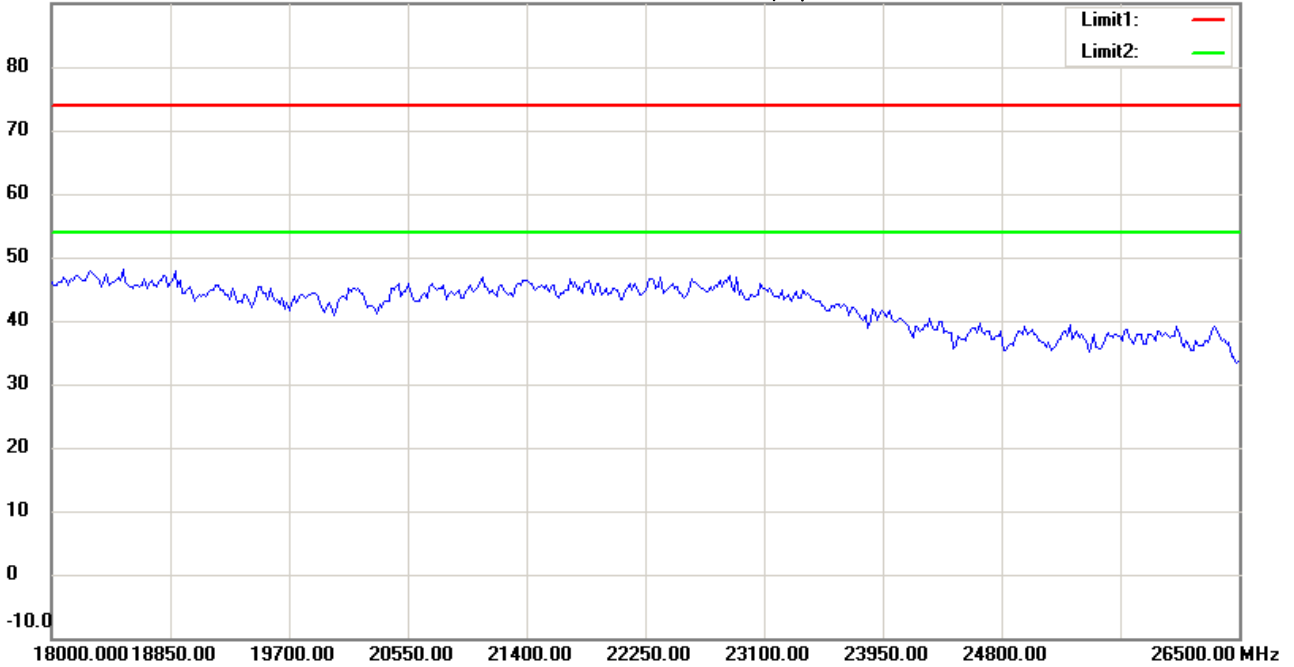
Date: 2015/1/26

Temperature:24 °C

90.0 dBuV/m

Time: 下午 02:29:26

Humidity:60 %



Site : Chamber

Condition : FCC\_part 15 RE-Class C\_Above 1GHz\_PK

Polarization: *Horizontal*

EUT : W6M21410-14560

Power : 120 V.a.c.

M/N:

Distance: 3m

Test Mode : TX 802.11n 40M CH151

Note :

Mk.	Frequency (MHz)	Reading (dBuV)	Detector	Corr. factor (dB/m)	Result (dBuV/m)	Limit (dBuV/m)	Ant.Pos (cm)	Tab.Pos (deg.)	Margin (dB)	Comment
-----	-----------------	----------------	----------	---------------------	-----------------	----------------	--------------	----------------	-------------	---------



Radiated Emission Measurement

Operator: Leon

File :3

Data :#11

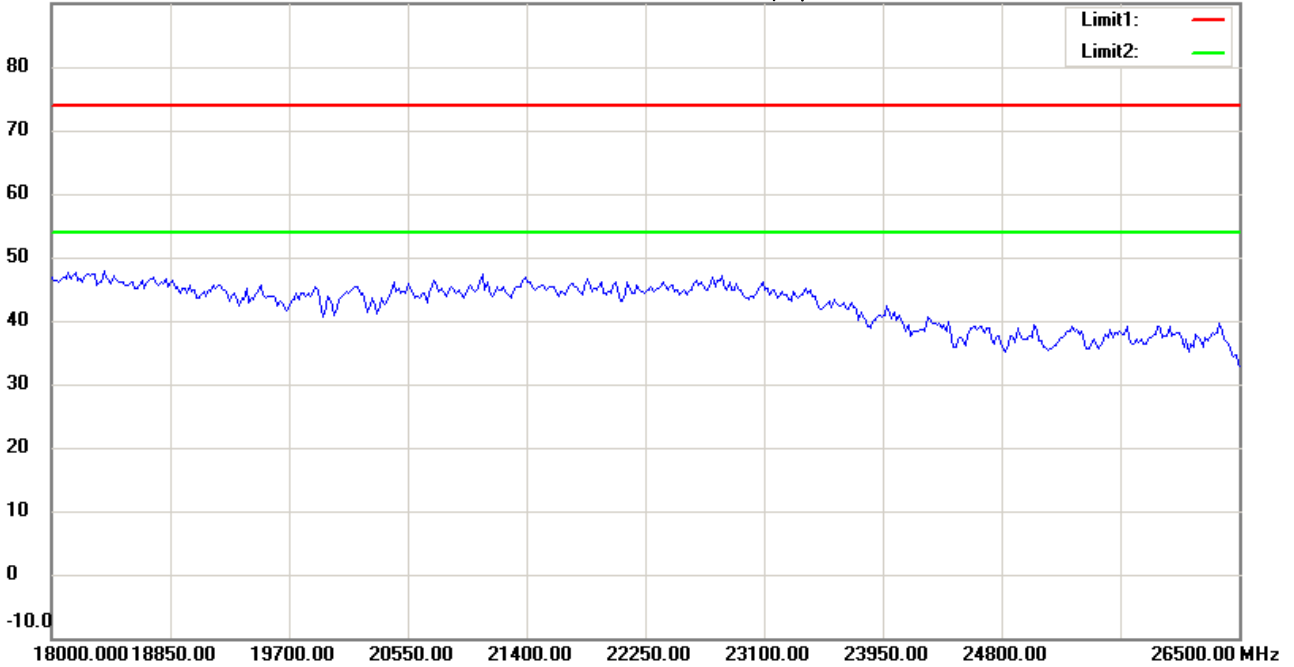
Date: 2015/1/26

Temperature:24 °C

90.0 dBuV/m

Time: 下午 02:34:58

Humidity:60 %



Site : Chamber

Condition : FCC\_part 15 RE-Class C\_Above 1GHz\_PK

Polarization: *Vertical*

EUT : W6M21410-14560

Power : 120 V.a.c.

M/N:

Distance: 3m

Test Mode : TX 802.11n 40M CH151

Note :

Mk.	Frequency (MHz)	Reading (dBuV)	Detector	Corr. factor (dB/m)	Result (dBuV/m)	Limit (dBuV/m)	Ant.Pos (cm)	Tab.Pos (deg.)	Margin (dB)	Comment
-----	-----------------	----------------	----------	---------------------	-----------------	----------------	--------------	----------------	-------------	---------



Radiated Emission Measurement

Operator: Leon

File :3

Data :#6

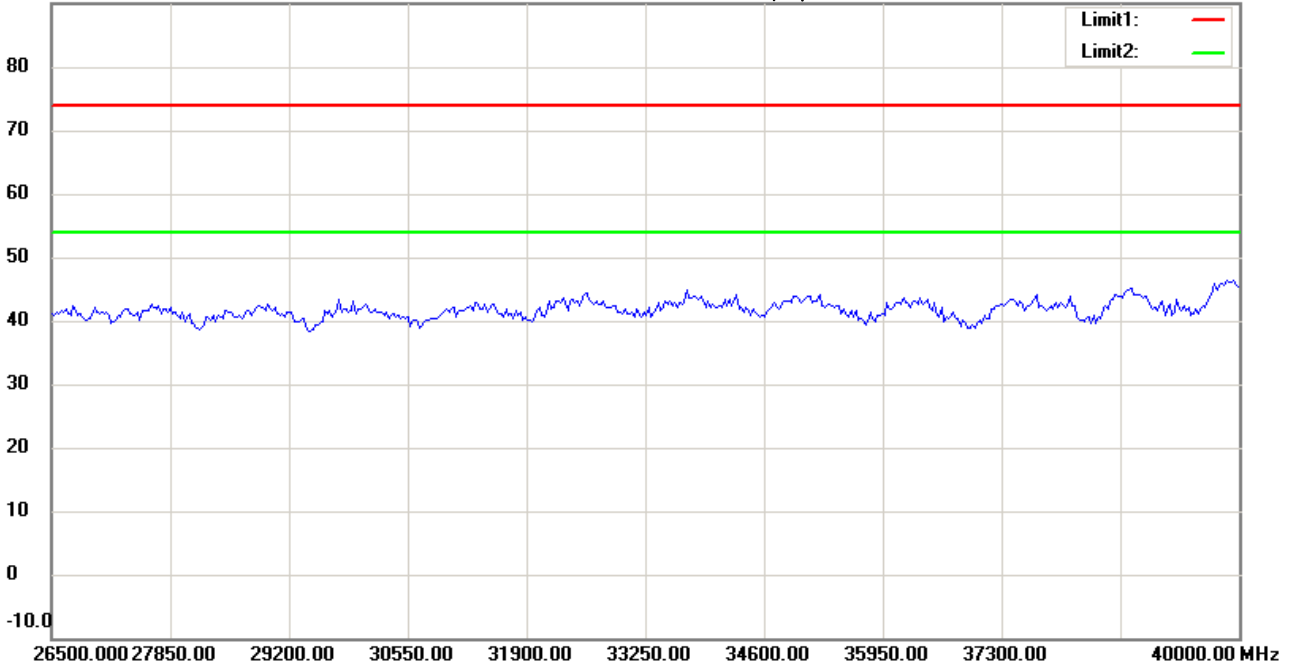
Date: 2015/1/26

Temperature:24 °C

90.0 dBuV/m

Time: 下午 02:29:36

Humidity:60 %



Site : Chamber

Condition : FCC\_part 15 RE-Class C\_Above 1GHz\_PK

Polarization: *Horizontal*

EUT : W6M21410-14560

Power : 120 Va.c.

M/N:

Distance: 3m

Test Mode : TX 802.11n 40M CH151

Note :

Mk.	Frequency (MHz)	Reading (dBuV)	Detector	Corr. factor (dB/m)	Result (dBuV/m)	Limit (dBuV/m)	Ant.Pos (cm)	Tab.Pos (deg.)	Margin (dB)	Comment
-----	-----------------	----------------	----------	---------------------	-----------------	----------------	--------------	----------------	-------------	---------



Radiated Emission Measurement

Operator: Leon

File :3

Data :#12

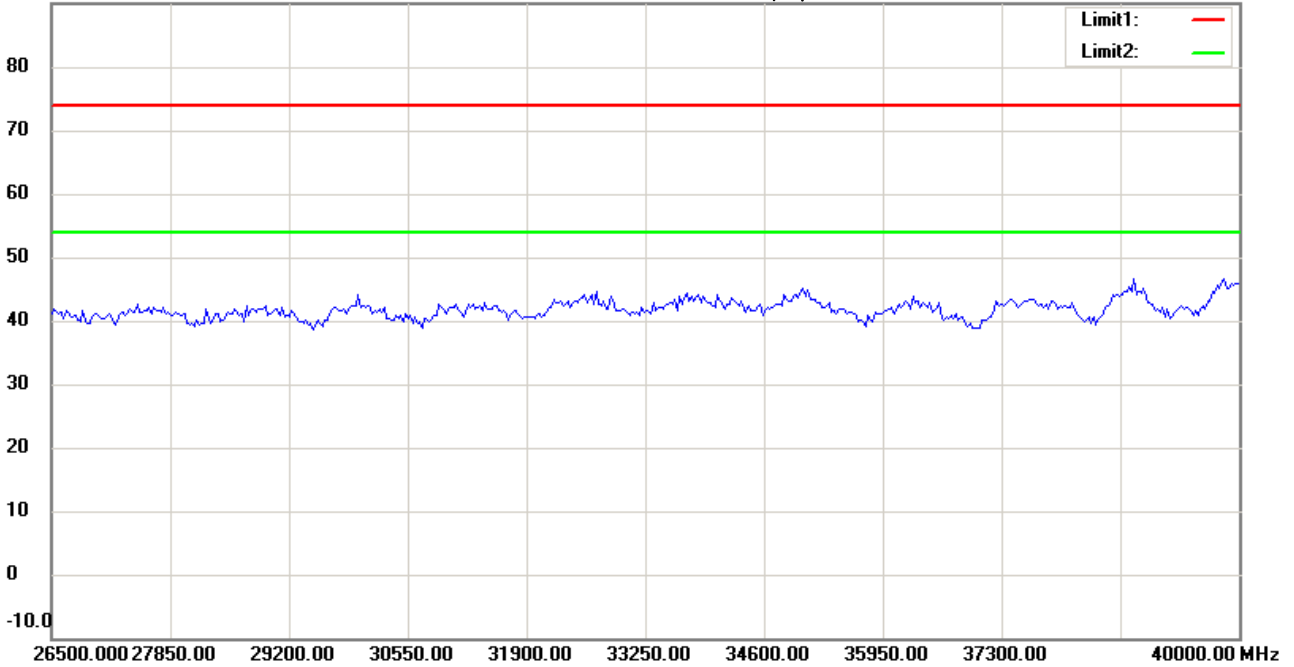
Date: 2015/1/26

Temperature:24 °C

90.0 dBuV/m

Time: 下午 02:35:08

Humidity:60 %



Site : Chamber

Condition : FCC\_part 15 RE-Class C\_Above 1GHz\_PK

EUT : W6M21410-14560

M/N:

Test Mode : TX 802.11n 40M CH151

Note :

Polarization: *Vertical*

Power : 120 Va.c.

Distance: 3m

Mk.	Frequency (MHz)	Reading (dBuV)	Detector	Corr. factor (dB/m)	Result (dBuV/m)	Limit (dBuV/m)	Ant.Pos (cm)	Tab.Pos (deg.)	Margin (dB)	Comment
-----	-----------------	----------------	----------	---------------------	-----------------	----------------	--------------	----------------	-------------	---------



Radiated Emission Measurement

Operator: Leon

File :1

Data :#1

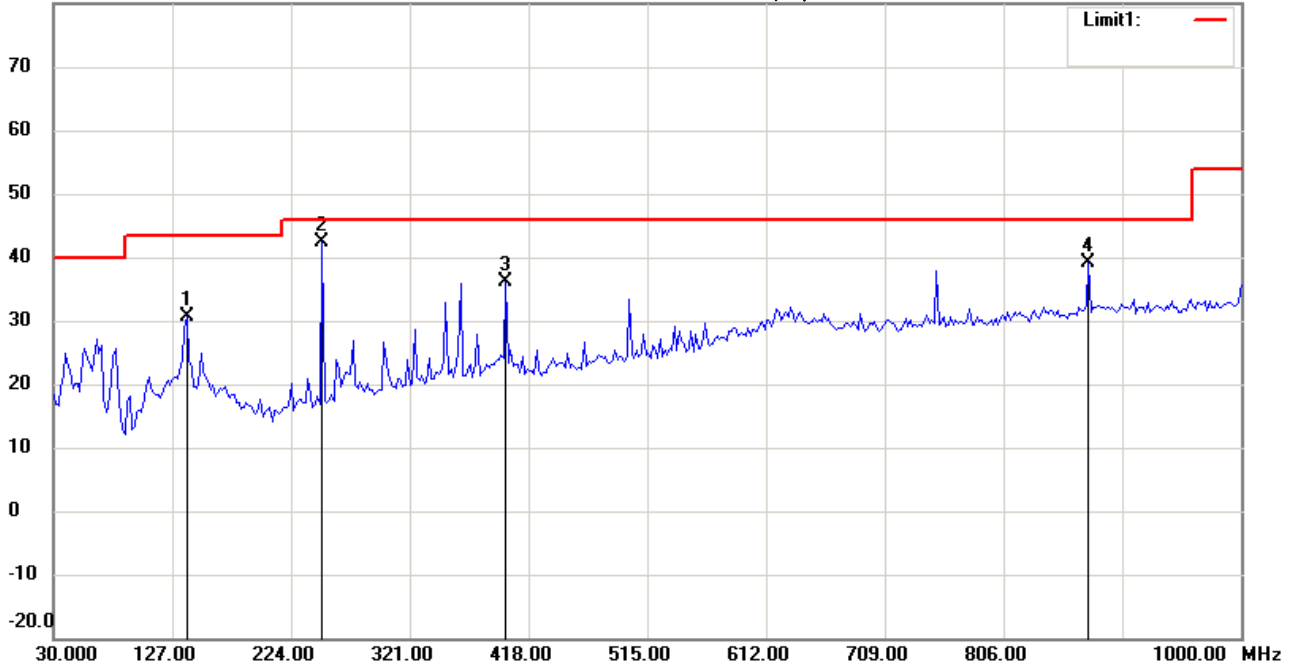
Date: 2014/12/27

Temperature:24 °C

80.0 dBuV/m

Time: 下午 09:10:44

Humidity:60 %



Site : Chamber

Condition : FCC\_part 15 RE-Class C\_30-1000MHz

EUT : W6M21410-14560

M/N:

Test Mode : TX 802.11n 40M CH159

Note :

Polarization: *Horizontal*

Power : 120 Va.c.

Distance: 3m

Mk.	Frequency (MHz)	Reading (dBuV)	Detector	Corr. factor (dB/m)	Result (dBuV/m)	Limit (dBuV/m)	Ant.Pos (cm)	Tab.Pos (deg.)	Margin (dB)	Comment
	138.8576	15.26	peak	15.33	30.59	43.50	100	135	-12.91	
*	249.6593	27.87	peak	14.44	42.31	46.00	100	175	-3.69	
	399.3387	17.35	peak	18.81	36.16	46.00	100	90	-9.84	
	875.5911	11.23	peak	27.97	39.20	46.00	100	110	-6.80	



Radiated Emission Measurement

Operator: Leon

File :1

Data :#2

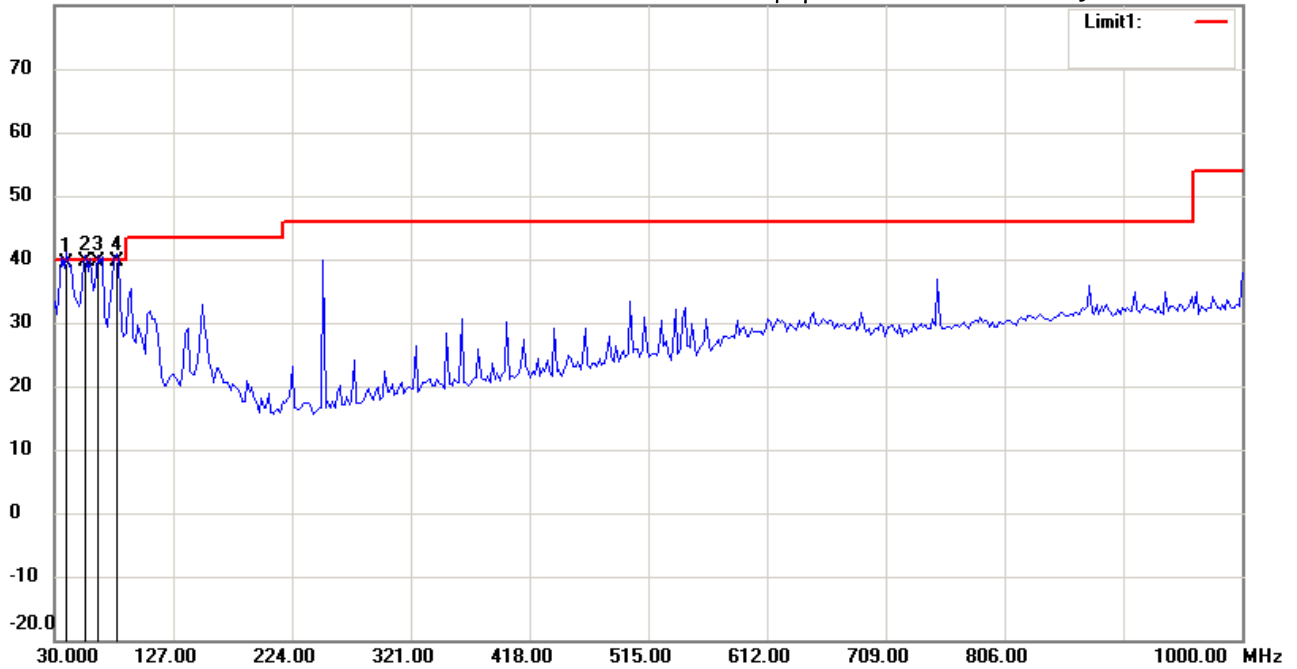
Date: 2014/12/27

Temperature:24 °C

80.0 dBuV/m

Time: 下午 09:11:29

Humidity:60 %



Site : Chamber

Condition : FCC\_part 15 RE-Class C\_30-1000MHz

EUT : W6M21410-14560

M/N:

Test Mode : TX 802.11n 40M CH159

Note :

Polarization: *Vertical*

Power : 120 Va.c.

Distance: 3m

Mk.	Frequency (MHz)	Reading (dBuV)	Detector	Corr. factor (dB/m)	Result (dBuV/m)	Limit (dBuV/m)	Ant.Pos (cm)	Tab.Pos (deg.)	Margin (dB)	Comment
	39.7194	24.78	QP	14.56	39.34	40.00	100	145	-0.66	
	55.2705	25.69	QP	13.82	39.51	40.00	100	70	-0.49	
*	64.9900	27.15	QP	12.51	39.66	40.00	100	120	-0.34	
	80.5411	29.64	QP	9.97	39.61	40.00	100	165	-0.39	





Radiated Emission Measurement

Operator: Leon

File :3

Data :#1

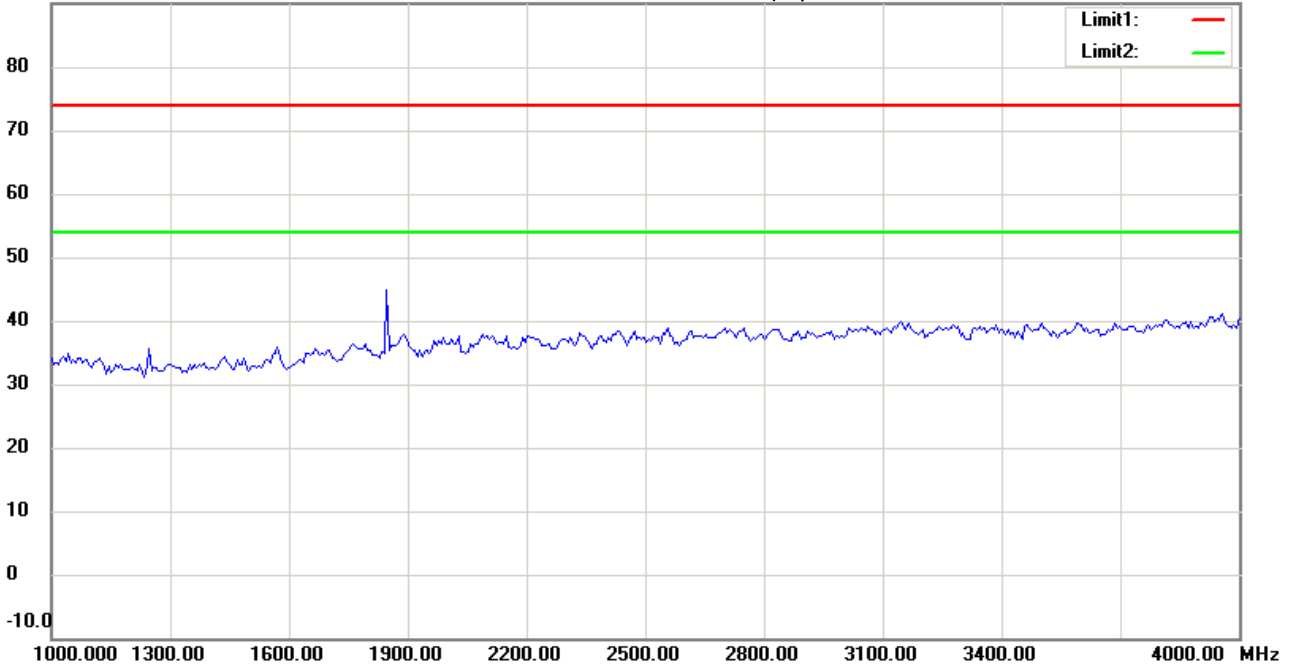
Date: 2015/1/26

Temperature:24 °C

90.0 dBuV/m

Time: 下午 02:36:17

Humidity:60 %



Site : Chamber

Condition : FCC\_part 15 RE-Class C\_Above 1GHz\_PK

Polarization: *Horizontal*

EUT : W6M21410-14560

Power : 120 Va.c.

M/N:

Distance: 3m

Test Mode : TX 802.11n 40M CH159

Note :

Mk.	Frequency (MHz)	Reading (dBuV)	Detector	Corr. factor (dB/m)	Result (dBuV/m)	Limit (dBuV/m)	Ant.Pos (cm)	Tab.Pos (deg.)	Margin (dB)	Comment
-----	-----------------	----------------	----------	---------------------	-----------------	----------------	--------------	----------------	-------------	---------



Radiated Emission Measurement

Operator: Leon

File :3

Data :#7

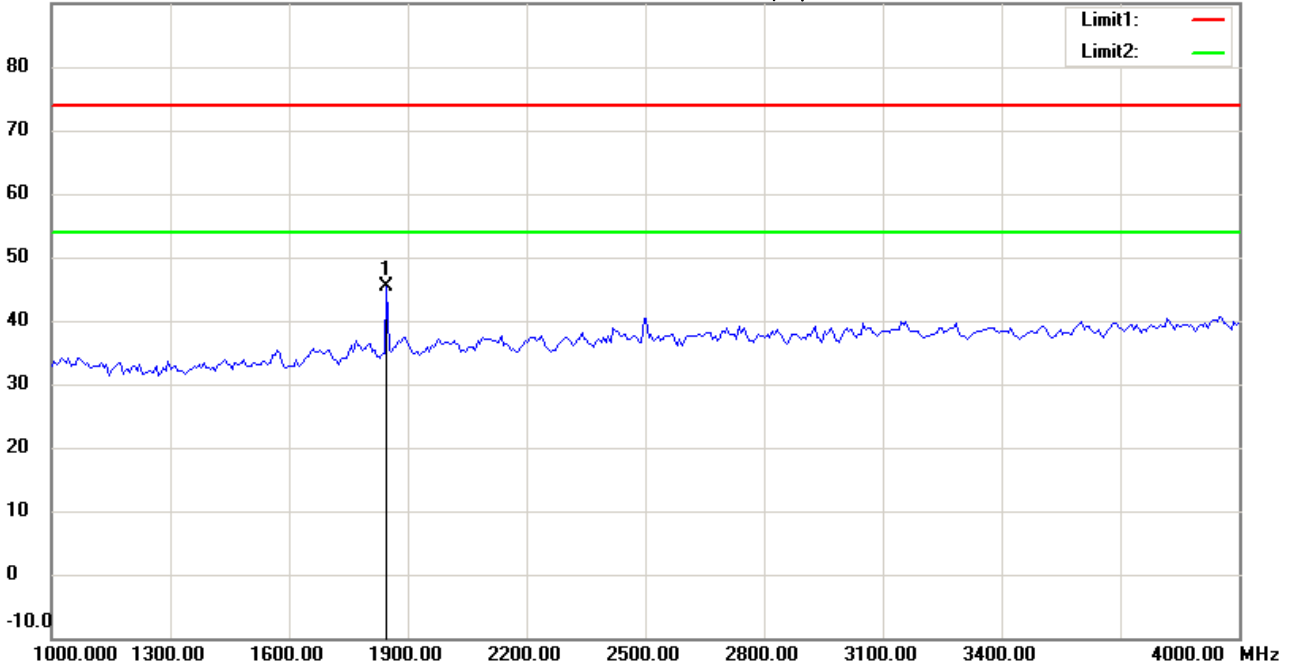
Date: 2015/1/26

Temperature:24 °C

90.0 dBuV/m

Time: 下午 02:39:20

Humidity:60 %



Site : Chamber

Condition : FCC\_part 15 RE-Class C\_Above 1GHz\_PK

Polarization: *Vertical*

EUT : W6M21410-14560

Power : 120 Va.c.

M/N:

Distance: 3m

Test Mode : TX 802.11n 40M CH159

Note :

Mk.	Frequency (MHz)	Reading (dBuV)	Detector	Corr. factor (dB/m)	Result (dBuV/m)	Limit (dBuV/m)	Ant.Pos (cm)	Tab.Pos (deg.)	Margin (dB)	Comment
*	1847.695	52.20	peak	-6.83	45.37	74.00	100	170	-28.63	



Radiated Emission Measurement

Operator: Leon

File :3

Data :#2

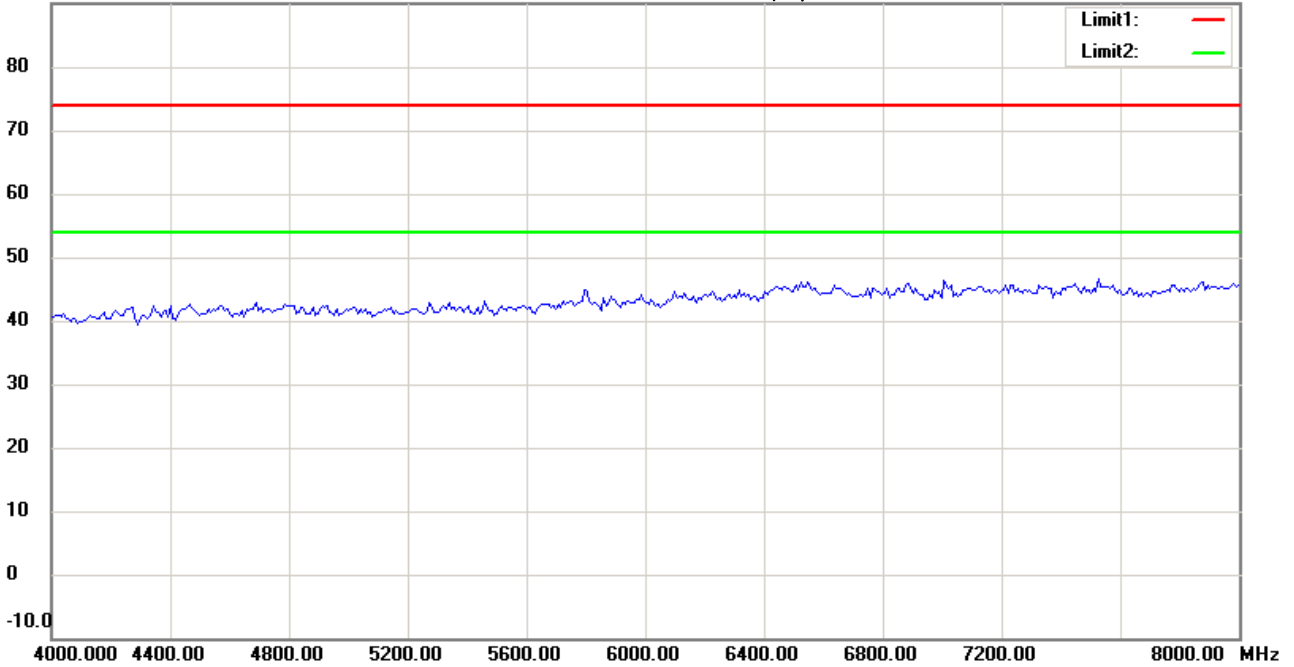
Date: 2015/1/26

Temperature:24 °C

90.0 dBuV/m

Time: 下午 02:36:24

Humidity:60 %



Site : Chamber

Condition : FCC\_part 15 RE-Class C\_Above 1GHz\_PK

Polarization: *Horizontal*

EUT : W6M21410-14560

Power : 120 Va.c.

M/N:

Distance: 3m

Test Mode : TX 802.11n 40M CH159

Note :

Mk.	Frequency (MHz)	Reading (dBuV)	Detector	Corr. factor (dB/m)	Result (dBuV/m)	Limit (dBuV/m)	Ant.Pos (cm)	Tab.Pos (deg.)	Margin (dB)	Comment
-----	-----------------	----------------	----------	---------------------	-----------------	----------------	--------------	----------------	-------------	---------



Radiated Emission Measurement

Operator: Leon

File :3

Data :#8

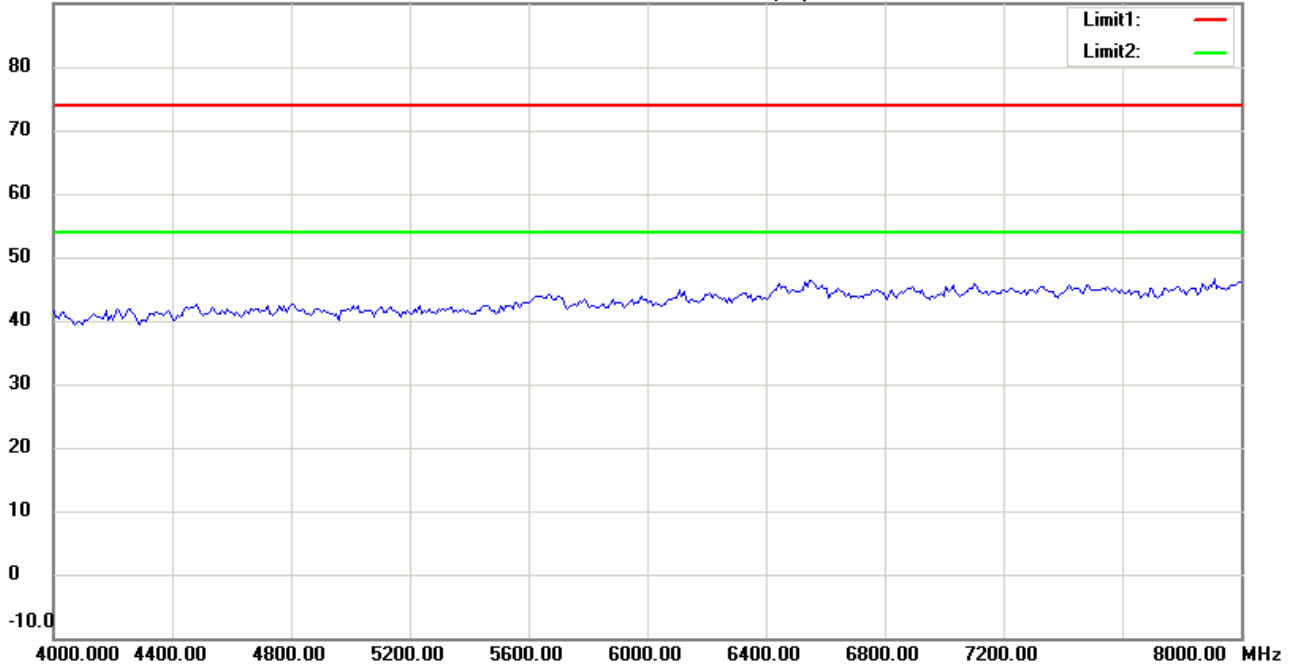
Date: 2015/1/26

Temperature:24 °C

90.0 dBuV/m

Time: 下午 02:39:27

Humidity:60 %



Site : Chamber

Condition : FCC\_part 15 RE-Class C\_Above 1GHz\_PK

Polarization: *Vertical*

EUT : W6M21410-14560

Power : 120 Va.c.

M/N:

Distance: 3m

Test Mode : TX 802.11n 40M CH159

Note :

Mk.	Frequency (MHz)	Reading (dBuV)	Detector	Corr. factor (dB/m)	Result (dBuV/m)	Limit (dBuV/m)	Ant.Pos (cm)	Tab.Pos (deg.)	Margin (dB)	Comment
-----	-----------------	----------------	----------	---------------------	-----------------	----------------	--------------	----------------	-------------	---------



Radiated Emission Measurement

Operator: Leon

File :3

Data :#3

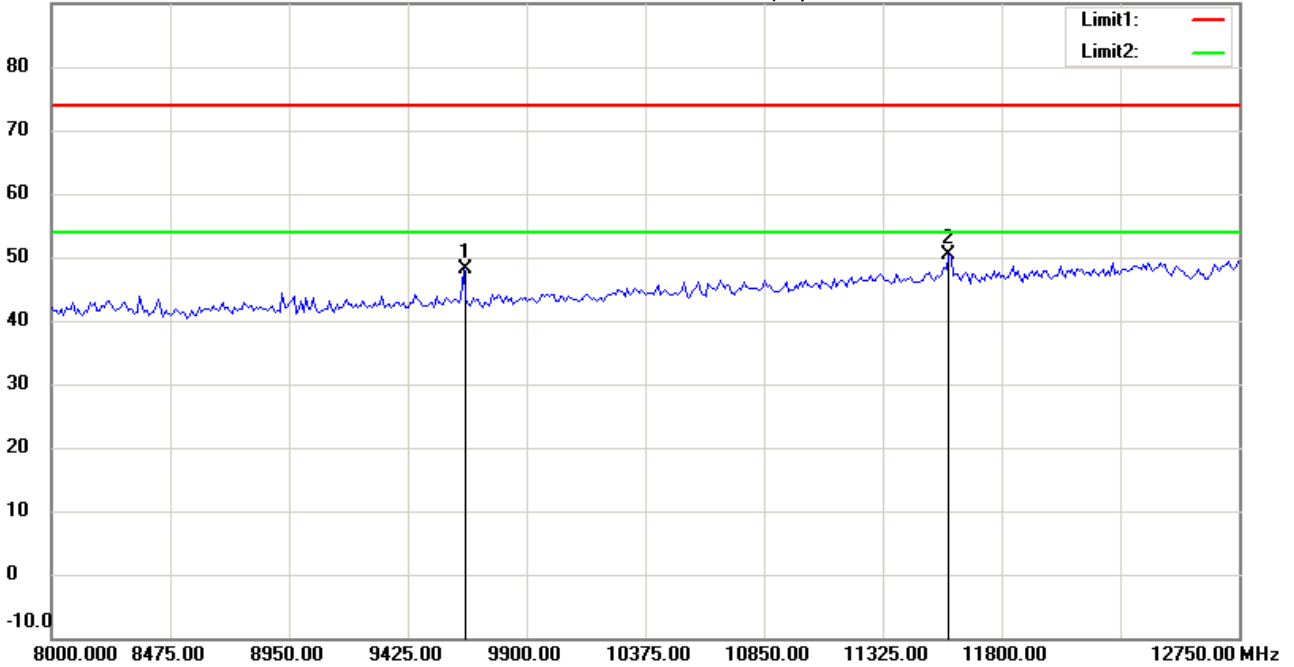
Date: 2015/1/26

Temperature:24 °C

90.0 dBuV/m

Time: 下午 02:37:53

Humidity:60 %



Site : Chamber

Condition : FCC\_part 15 RE-Class C\_Above 1GHz\_PK

EUT : W6M21410-14560

M/N:

Test Mode : TX 802.11n 40M CH159

Note :

Polarization: *Horizontal*

Power : 120 V.a.c.

Distance: 3m

Mk.	Frequency (MHz)	Reading (dBuV)	Detector	Corr. factor (dB/m)	Result (dBuV/m)	Limit (dBuV/m)	Ant.Pos (cm)	Tab.Pos (deg.)	Margin (dB)	Comment
	9646.794	40.65	peak	7.46	48.11	74.00	100	110	-25.89	
*	11588.677	38.55	peak	11.85	50.40	74.00	100	130	-23.60	



Radiated Emission Measurement

Operator: Leon

File :3

Data :#9

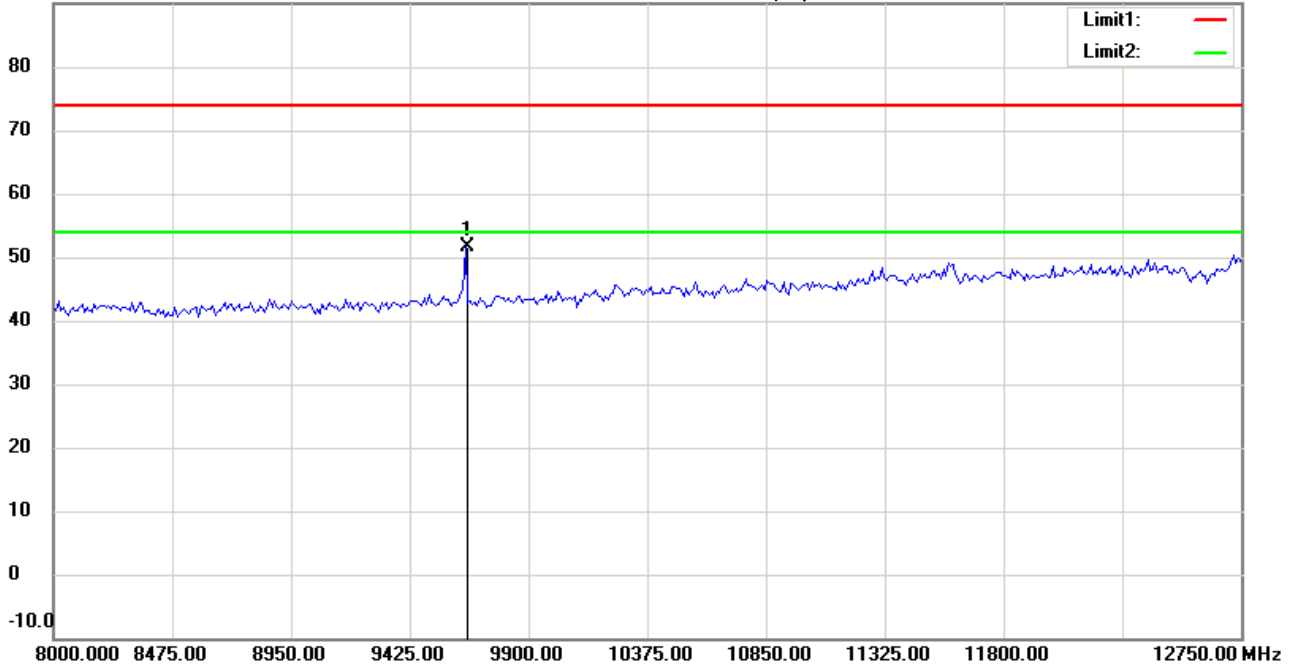
Date: 2015/1/26

Temperature:24 °C

90.0 dBuV/m

Time: 下午 02:40:20

Humidity:60 %



Site : Chamber

Condition : FCC\_part 15 RE-Class C\_Above 1GHz\_PK

Polarization: *Vertical*

EUT : W6M21410-14560

Power : 120 V.a.c.

M/N:

Distance: 3m

Test Mode : TX 802.11n 40M CH159

Note :

Mk.	Frequency (MHz)	Reading (dBuV)	Detector	Corr. factor (dB/m)	Result (dBuV/m)	Limit (dBuV/m)	Ant.Pos (cm)	Tab.Pos (deg.)	Margin (dB)	Comment
*	9646.794	44.14	peak	7.46	51.60	74.00	100	40	-22.40	



Address:6F.,No.58,Ln 188,Ruey Kuang Rd,Neihu,Taipei  
 Tel:+886-2-6606-8877  
 Fax:+886-2-6606-8875

**Radiated Emission Measurement**

Operator: Leon

File :3

Data :#4

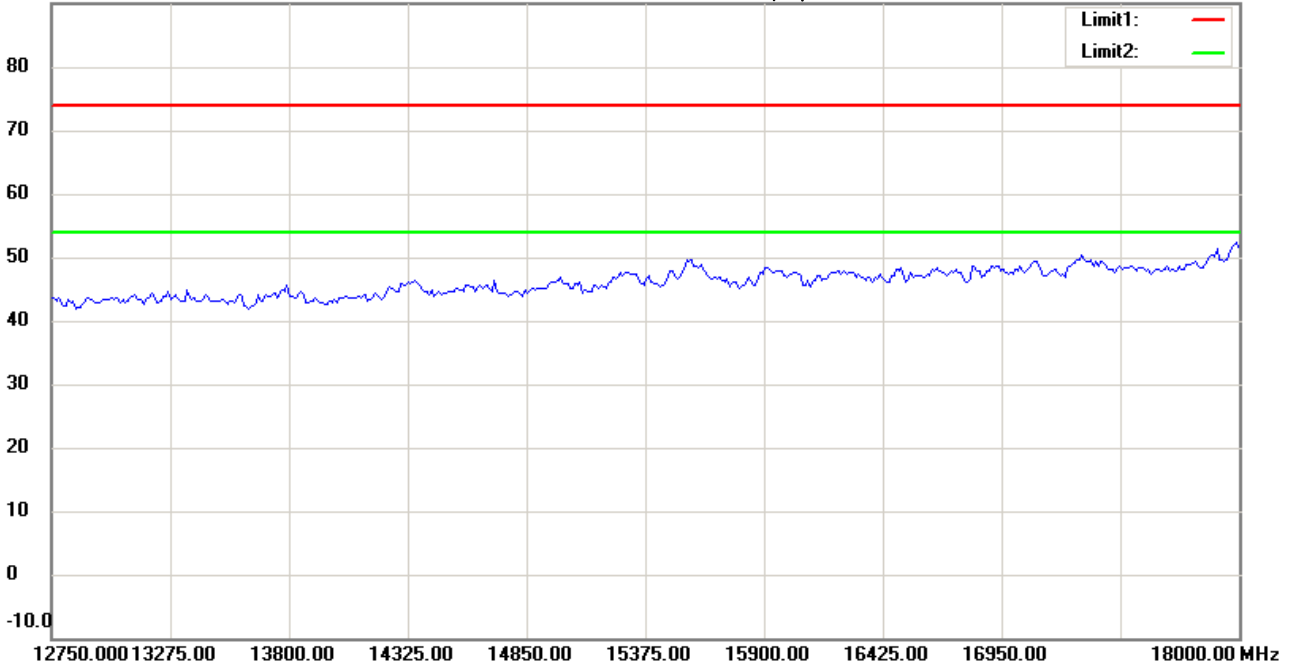
Date: 2015/1/26

Temperature:24 °C

90.0 dBuV/m

Time: 下午 02:38:47

Humidity:60 %



Site : Chamber

Condition : FCC\_part 15 RE-Class C\_Above 1GHz\_PK

Polarization: *Horizontal*

EUT : W6M21410-14560

Power : 120 Va.c.

M/N:

Distance: 3m

Test Mode : TX 802.11n 40M CH159

Note :

Mk.	Frequency (MHz)	Reading (dBuV)	Detector	Corr. factor (dB/m)	Result (dBuV/m)	Limit (dBuV/m)	Ant.Pos (cm)	Tab.Pos (deg.)	Margin (dB)	Comment
-----	-----------------	----------------	----------	---------------------	-----------------	----------------	--------------	----------------	-------------	---------

\*:Maximum data    x:Over limit    !:over margin



Address:6F.,No.58,Ln 188,Ruey Kuang Rd,Neihu,Taipei  
 Tel:+886-2-6606-8877  
 Fax:+886-2-6606-8875

Radiated Emission Measurement

Operator: Leon

File :3

Data :#10

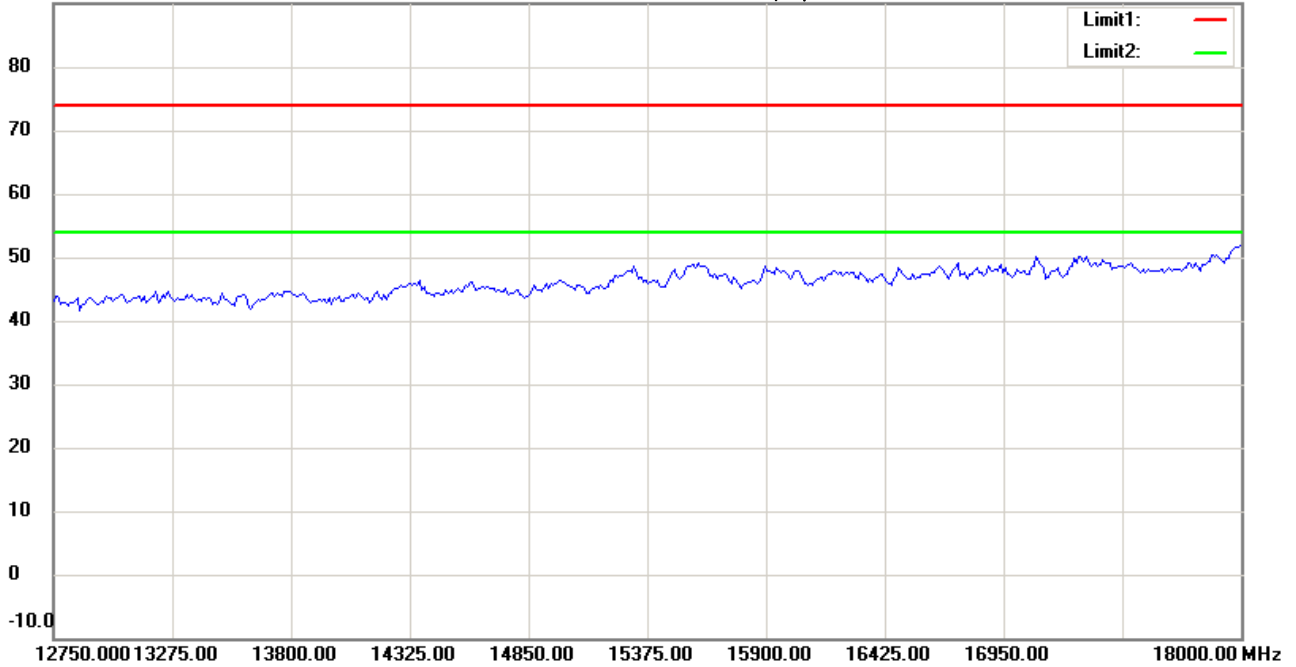
Date: 2015/1/26

Temperature:24 °C

90.0 dBuV/m

Time: 下午 02:41:14

Humidity:60 %



Site : Chamber

Condition : FCC\_part 15 RE-Class C\_Above 1GHz\_PK

Polarization: *Vertical*

EUT : W6M21410-14560

Power : 120 Va.c.

M/N:

Distance: 3m

Test Mode : TX 802.11n 40M CH159

Note :

Mk.	Frequency (MHz)	Reading (dBuV)	Detector	Corr. factor (dB/m)	Result (dBuV/m)	Limit (dBuV/m)	Ant.Pos (cm)	Tab.Pos (deg.)	Margin (dB)	Comment
-----	-----------------	----------------	----------	---------------------	-----------------	----------------	--------------	----------------	-------------	---------

\*:Maximum data    x:Over limit    !:over margin





Radiated Emission Measurement

Operator: Leon

File :3

Data :#5

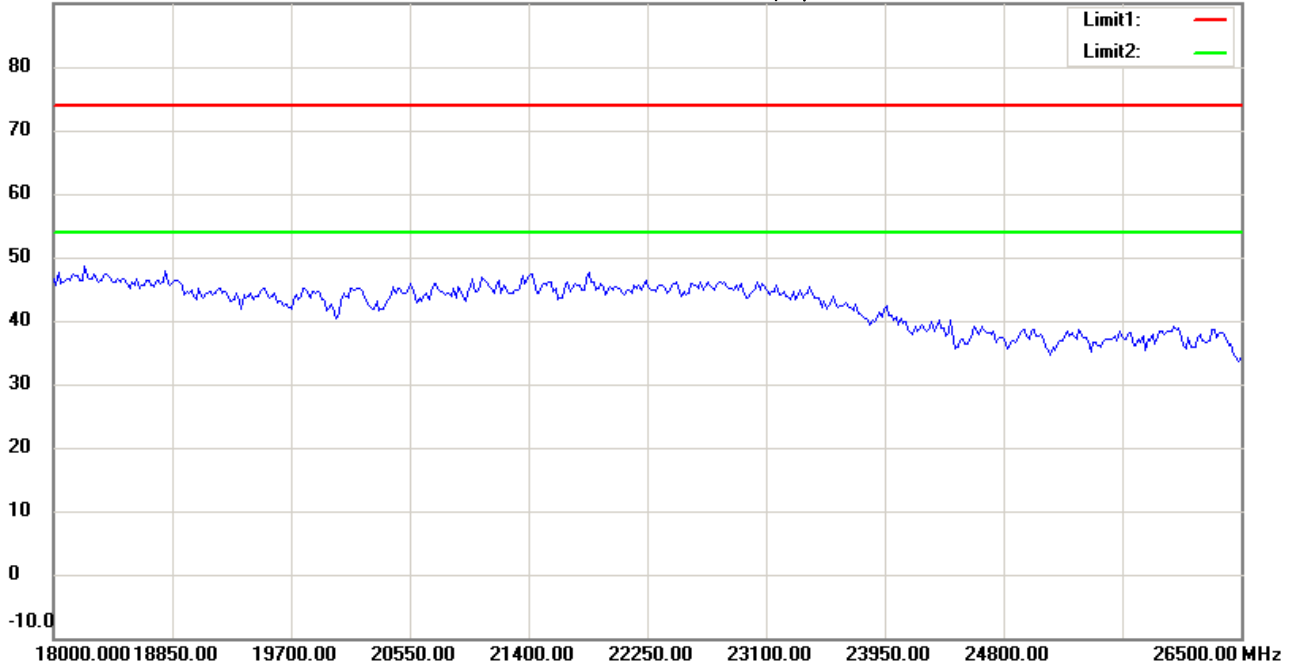
Date: 2015/1/26

Temperature:24 °C

90.0 dBuV/m

Time: 下午 02:38:57

Humidity:60 %



Site : Chamber

Condition : FCC\_part 15 RE-Class C\_Above 1GHz\_PK

Polarization: *Horizontal*

EUT : W6M21410-14560

Power : 120 V.a.c.

M/N:

Distance: 3m

Test Mode : TX 802.11n 40M CH159

Note :

Mk.	Frequency (MHz)	Reading (dBuV)	Detector	Corr. factor (dB/m)	Result (dBuV/m)	Limit (dBuV/m)	Ant.Pos (cm)	Tab.Pos (deg.)	Margin (dB)	Comment
-----	-----------------	----------------	----------	---------------------	-----------------	----------------	--------------	----------------	-------------	---------



Radiated Emission Measurement

Operator: Leon

File :3

Data :#11

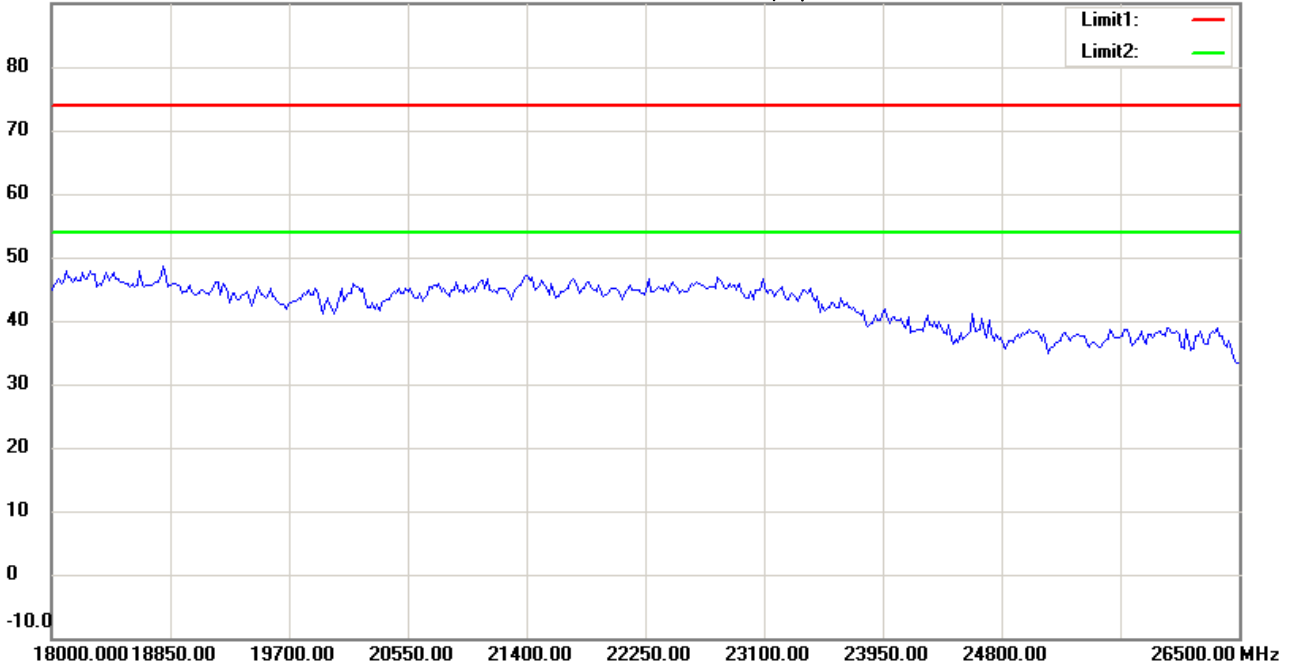
Date: 2015/1/26

Temperature:24 °C

90.0 dBuV/m

Time: 下午 02:41:23

Humidity:60 %



Site : Chamber

Condition : FCC\_part 15 RE-Class C\_Above 1GHz\_PK

EUT : W6M21410-14560

M/N:

Test Mode : TX 802.11n 40M CH159

Note :

Polarization: *Vertical*

Power : 120 V.a.c.

Distance: 3m

Mk.	Frequency (MHz)	Reading (dBuV)	Detector	Corr. factor (dB/m)	Result (dBuV/m)	Limit (dBuV/m)	Ant.Pos (cm)	Tab.Pos (deg.)	Margin (dB)	Comment
-----	-----------------	----------------	----------	---------------------	-----------------	----------------	--------------	----------------	-------------	---------



Radiated Emission Measurement

Operator: Leon

File :3

Data :#6

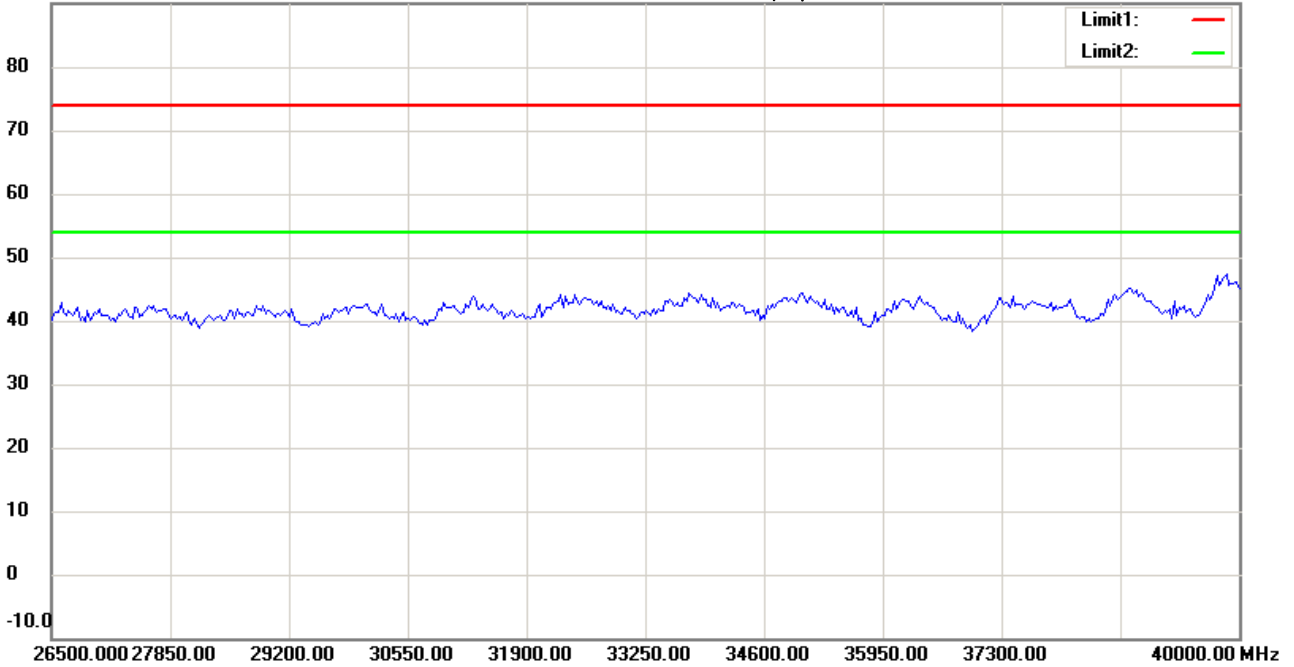
Date: 2015/1/26

Temperature:24 °C

90.0 dBuV/m

Time: 下午 02:39:07

Humidity:60 %



Site : Chamber

Condition : FCC\_part 15 RE-Class C\_Above 1GHz\_PK

Polarization: *Horizontal*

EUT : W6M21410-14560

Power : 120 Va.c.

M/N:

Distance: 3m

Test Mode : TX 802.11n 40M CH159

Note :

Mk.	Frequency (MHz)	Reading (dBuV)	Detector	Corr. factor (dB/m)	Result (dBuV/m)	Limit (dBuV/m)	Ant.Pos (cm)	Tab.Pos (deg.)	Margin (dB)	Comment
-----	-----------------	----------------	----------	---------------------	-----------------	----------------	--------------	----------------	-------------	---------



Radiated Emission Measurement

Operator: Leon

File :3

Data :#12

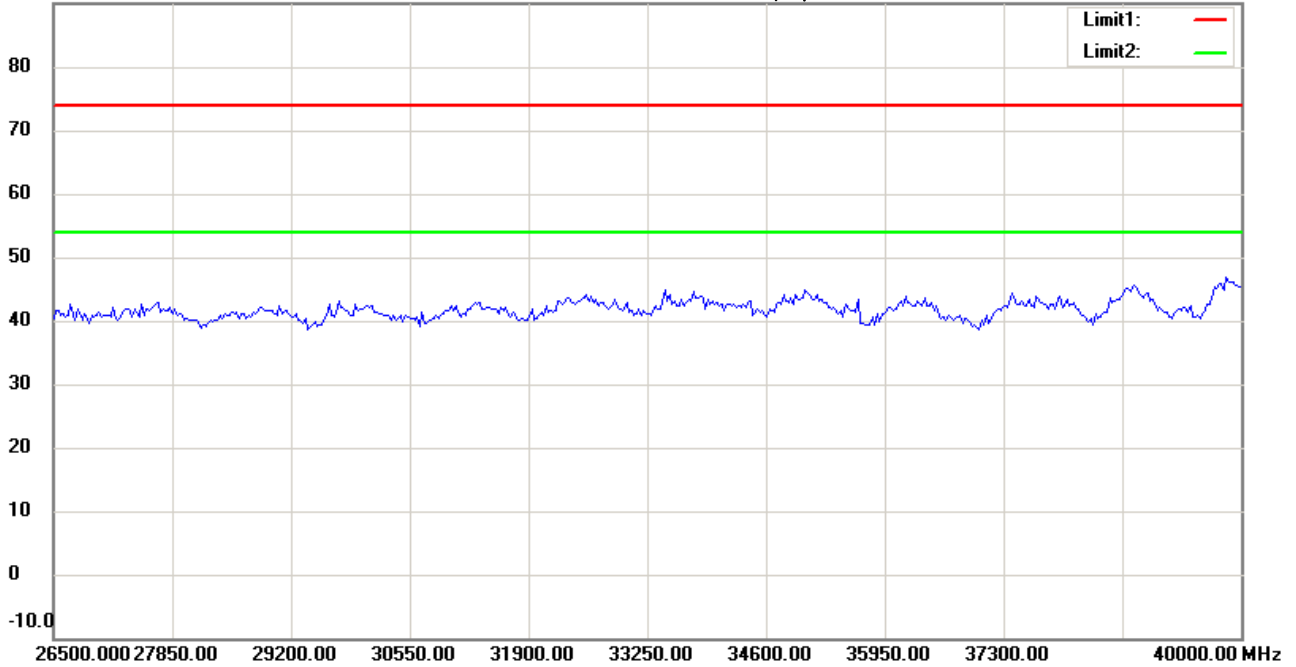
Date: 2015/1/26

Temperature:24 °C

90.0 dBuV/m

Time: 下午 02:41:33

Humidity:60 %



Site : Chamber

Condition : FCC\_part 15 RE-Class C\_Above 1GHz\_PK

Polarization: *Vertical*

EUT : W6M21410-14560

Power : 120 Va.c.

M/N:

Distance: 3m

Test Mode : TX 802.11n 40M CH159

Note :

Mk.	Frequency (MHz)	Reading (dBuV)	Detector	Corr. factor (dB/m)	Result (dBuV/m)	Limit (dBuV/m)	Ant.Pos (cm)	Tab.Pos (deg.)	Margin (dB)	Comment
-----	-----------------	----------------	----------	---------------------	-----------------	----------------	--------------	----------------	-------------	---------



Radiated Emission Measurement

Operator: Leon

File :1

Data :#1

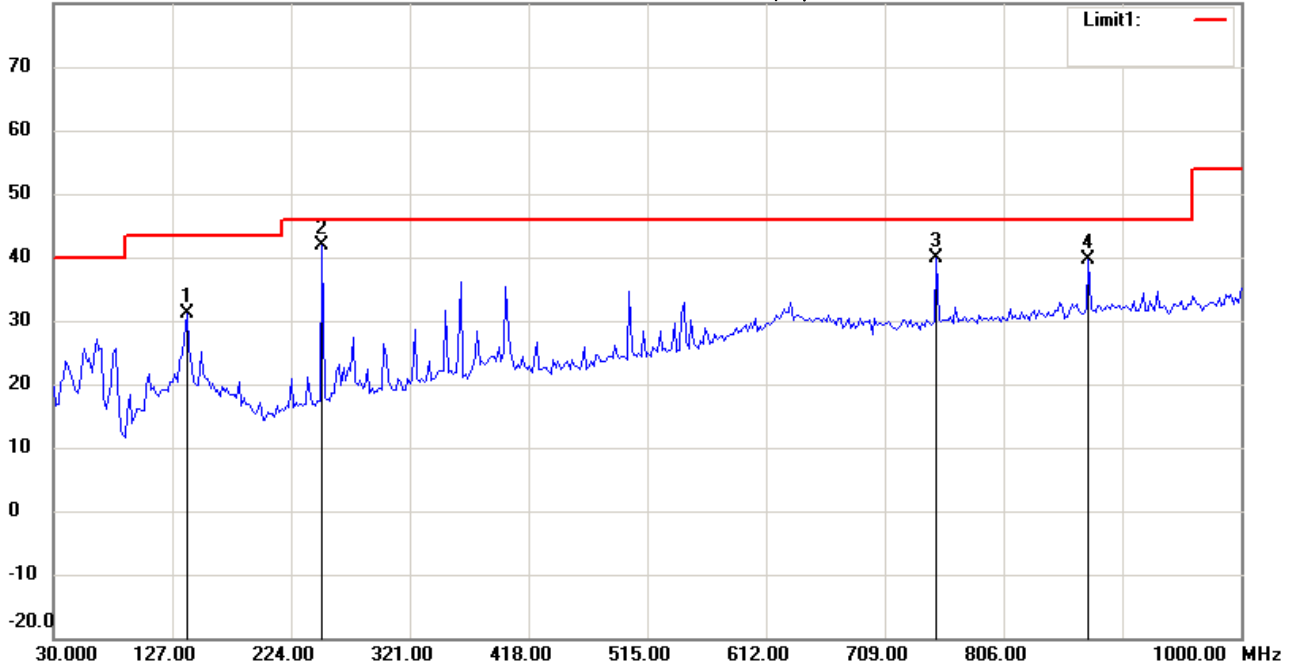
Date: 2014/12/27

Temperature:24 °C

80.0 dBuV/m

Time: 下午 09:19:52

Humidity:60 %



Site : Chamber

Condition : FCC\_part 15 RE-Class C\_30-1000MHz

EUT : W6M21410-14560

M/N:

Test Mode : TX 802.11ac CH155

Note :

Polarization: *Horizontal*

Power : 120 V.a.c.

Distance: 3m

Mk.	Frequency (MHz)	Reading (dBuV)	Detector	Corr. factor (dB/m)	Result (dBuV/m)	Limit (dBuV/m)	Ant.Pos (cm)	Tab.Pos (deg.)	Margin (dB)	Comment
	138.8576	15.92	peak	15.33	31.25	43.50	100	145	-12.25	
*	249.6593	27.34	peak	14.44	41.78	46.00	100	75	-4.22	
	751.1824	13.97	peak	25.95	39.92	46.00	100	80	-6.08	
	875.5911	11.55	peak	27.97	39.52	46.00	100	130	-6.48	



Radiated Emission Measurement

Operator: Leon

File :1

Data :#2

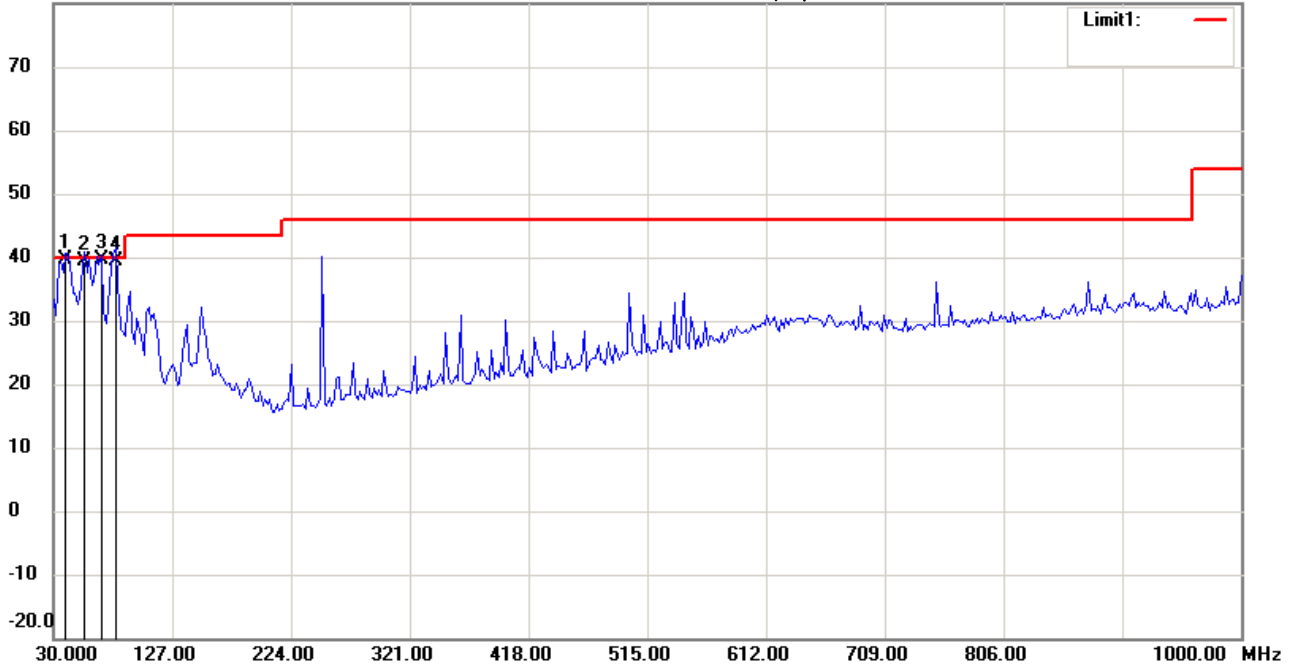
Date: 2014/12/27

Temperature:24 °C

80.0 dBuV/m

Time: 下午 09:20:46

Humidity:60 %



Site : Chamber

Condition : FCC\_part 15 RE-Class C\_30-1000MHz

Polarization: *Vertical*

EUT : W6M21410-14560

Power : 120 V.a.c.

M/N:

Distance: 3m

Test Mode : TX 802.11ac CH155

Note :

Mk.	Frequency (MHz)	Reading (dBuV)	Detector	Corr. factor (dB/m)	Result (dBuV/m)	Limit (dBuV/m)	Ant.Pos (cm)	Tab.Pos (deg.)	Margin (dB)	Comment
*	39.7194	24.98	QP	14.56	39.54	40.00	100	75	-0.46	
	55.2705	25.49	QP	13.82	39.31	40.00	100	145	-0.69	
	68.8777	27.47	QP	12.04	39.51	40.00	100	120	-0.49	
	80.5411	29.52	QP	9.97	39.49	40.00	100	160	-0.51	



Radiated Emission Measurement

Operator: Leon

File :3

Data :#1

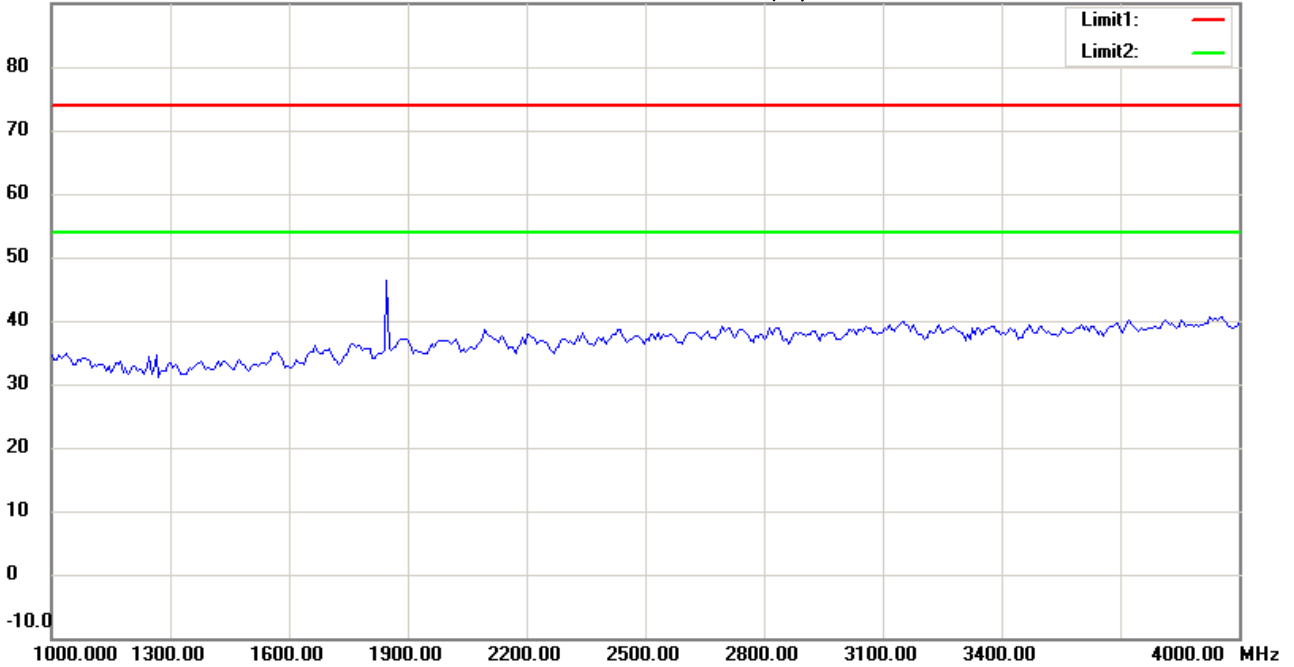
Date: 2015/1/26

Temperature:24 °C

90.0 dBuV/m

Time: 下午 02:43:55

Humidity:60 %



Site : Chamber

Condition : FCC\_part 15 RE-Class C\_Above 1GHz\_PK

Polarization: *Horizontal*

EUT : W6M21410-14560

Power : 120 Va.c.

M/N:

Distance: 3m

Test Mode : TX 802.11ac CH155

Note :

Mk.	Frequency (MHz)	Reading (dBuV)	Detector	Corr. factor (dB/m)	Result (dBuV/m)	Limit (dBuV/m)	Ant.Pos (cm)	Tab.Pos (deg.)	Margin (dB)	Comment
-----	-----------------	----------------	----------	---------------------	-----------------	----------------	--------------	----------------	-------------	---------



Radiated Emission Measurement

Operator: Leon

File :3

Data :#7

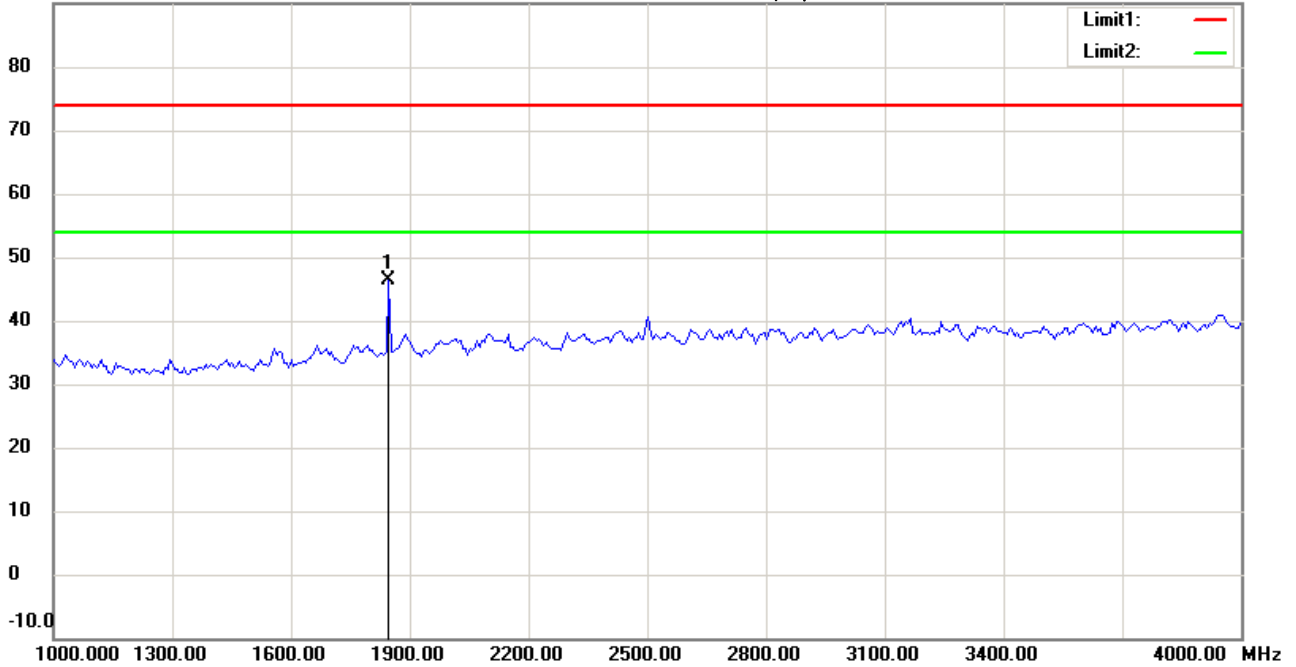
Date: 2015/1/26

Temperature:24 °C

90.0 dBuV/m

Time: 下午 02:46:13

Humidity:60 %



Site : Chamber

Condition : FCC\_part 15 RE-Class C\_Above 1GHz\_PK

Polarization: *Vertical*

EUT : W6M21410-14560

Power : 120 Va.c.

M/N:

Distance: 3m

Test Mode : TX 802.11ac CH155

Note :

Mk.	Frequency (MHz)	Reading (dBuV)	Detector	Corr. factor (dB/m)	Result (dBuV/m)	Limit (dBuV/m)	Ant.Pos (cm)	Tab.Pos (deg.)	Margin (dB)	Comment
*	1847.695	53.13	peak	-6.83	46.30	74.00	100	130	-27.70	





Radiated Emission Measurement

Operator: Leon

File :3

Data :#2

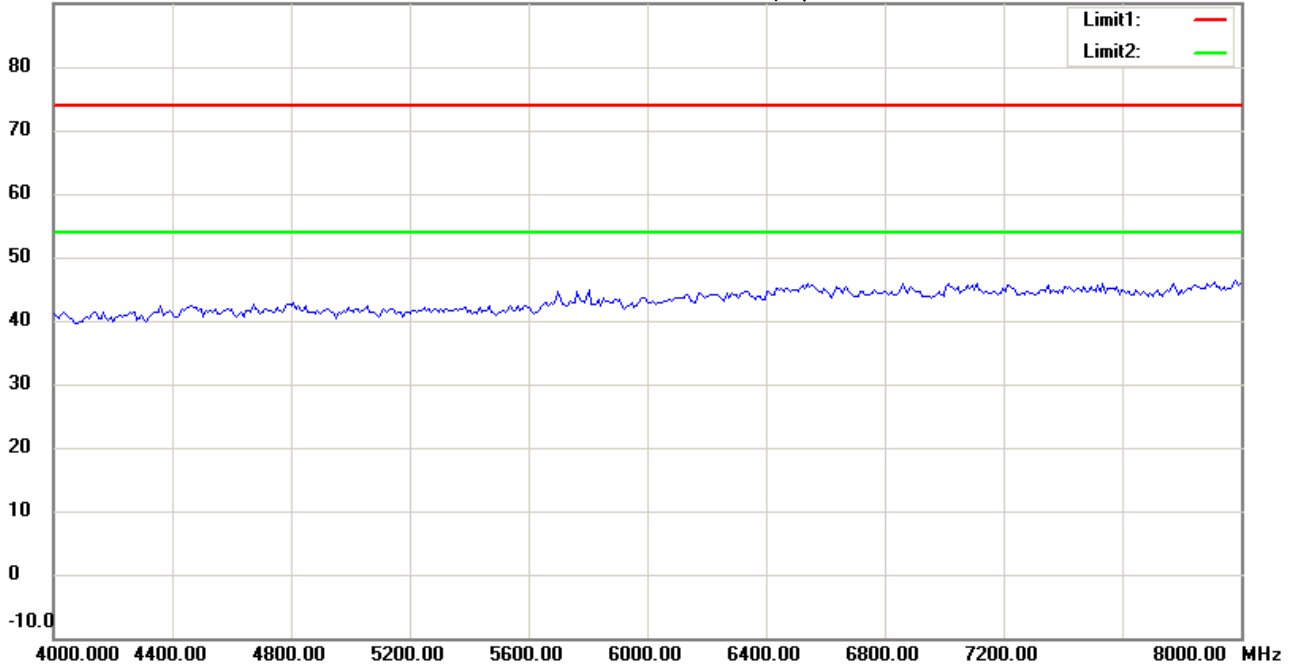
Date: 2015/1/26

Temperature:24 °C

90.0 dBuV/m

Time: 下午 02:44:03

Humidity:60 %



Site : Chamber

Condition : FCC\_part 15 RE-Class C\_Above 1GHz\_PK

EUT : W6M21410-14560

M/N:

Test Mode : TX 802.11ac CH155

Note :

Polarization: *Horizontal*

Power : 120 Va.c.

Distance: 3m

Mk.	Frequency (MHz)	Reading (dBuV)	Detector	Corr. factor (dB/m)	Result (dBuV/m)	Limit (dBuV/m)	Ant.Pos (cm)	Tab.Pos (deg.)	Margin (dB)	Comment
-----	-----------------	----------------	----------	---------------------	-----------------	----------------	--------------	----------------	-------------	---------



Radiated Emission Measurement

Operator: Leon

File :3

Data :#8

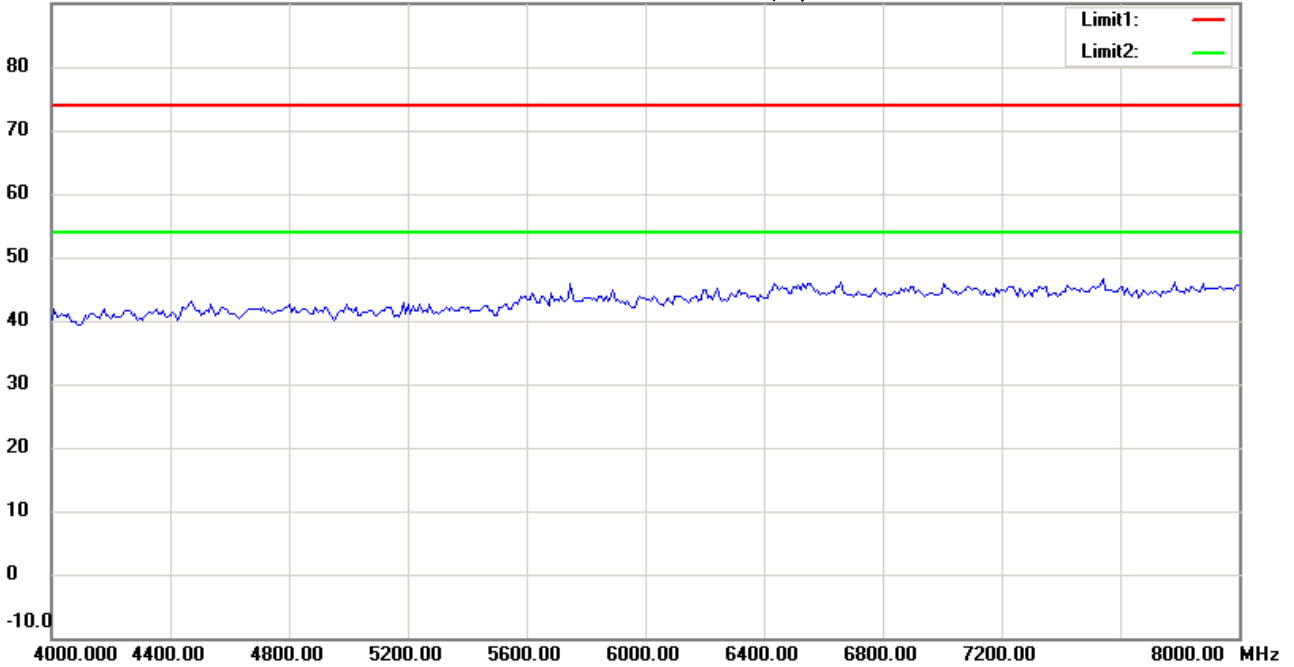
Date: 2015/1/26

Temperature:24 °C

90.0 dBuV/m

Time: 下午 02:46:21

Humidity:60 %



Site : Chamber

Condition : FCC\_part 15 RE-Class C\_Above 1GHz\_PK

EUT : W6M21410-14560

M/N:

Test Mode : TX 802.11ac CH155

Note :

Polarization: *Vertical*

Power : 120 V.a.c.

Distance: 3m

Mk.	Frequency (MHz)	Reading (dBuV)	Detector	Corr. factor (dB/m)	Result (dBuV/m)	Limit (dBuV/m)	Ant.Pos (cm)	Tab.Pos (deg.)	Margin (dB)	Comment
-----	-----------------	----------------	----------	---------------------	-----------------	----------------	--------------	----------------	-------------	---------



Radiated Emission Measurement

Operator: Leon

File :3

Data :#3

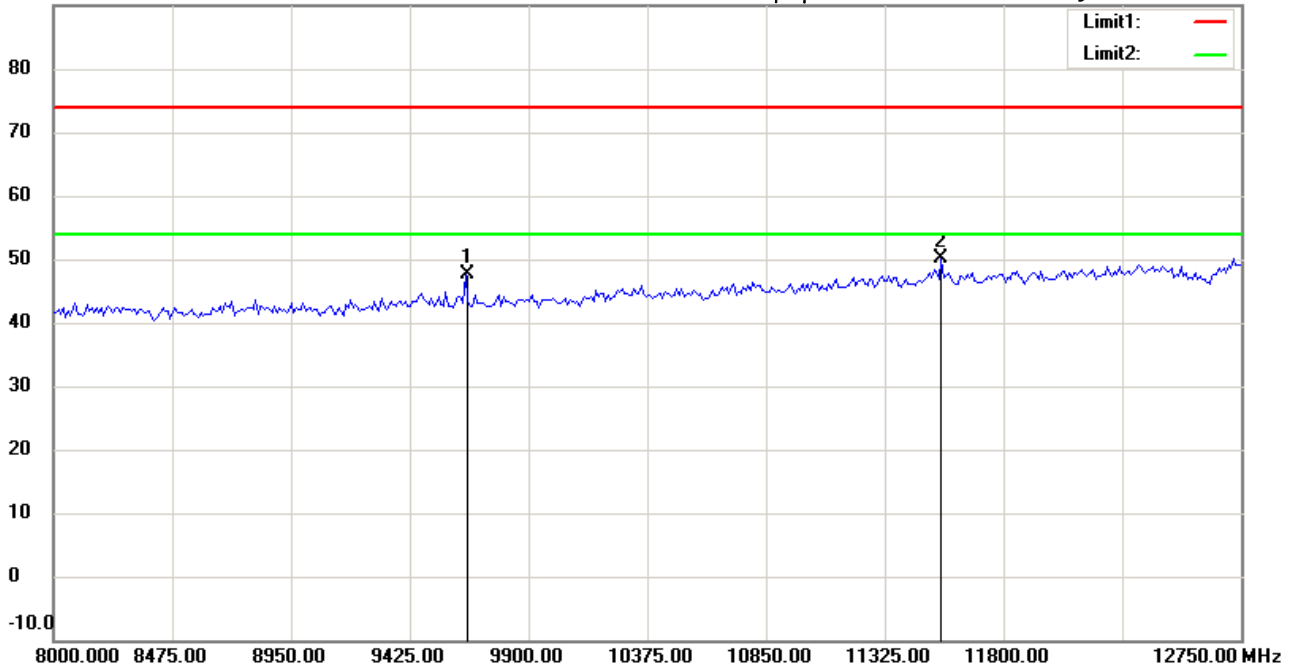
Date: 2015/1/26

Temperature:24 °C

90.0 dBuV/m

Time: 下午 02:44:51

Humidity:60 %



Site : Chamber

Condition : FCC\_part 15 RE-Class C\_Above 1GHz\_PK

Polarization: *Horizontal*

EUT : W6M21410-14560

Power : 120 V.a.c.

M/N:

Distance: 3m

Test Mode : TX 802.11ac CH155

Note :

Mk.	Frequency (MHz)	Reading (dBuV)	Detector	Corr. factor (dB/m)	Result (dBuV/m)	Limit (dBuV/m)	Ant.Pos (cm)	Tab.Pos (deg.)	Margin (dB)	Comment
	9646.794	40.09	peak	7.46	47.55	74.00	100	110	-26.45	
*	11550.601	38.05	peak	12.01	50.06	74.00	100	230	-23.94	



Radiated Emission Measurement

Operator: Leon

File :3

Data :#9

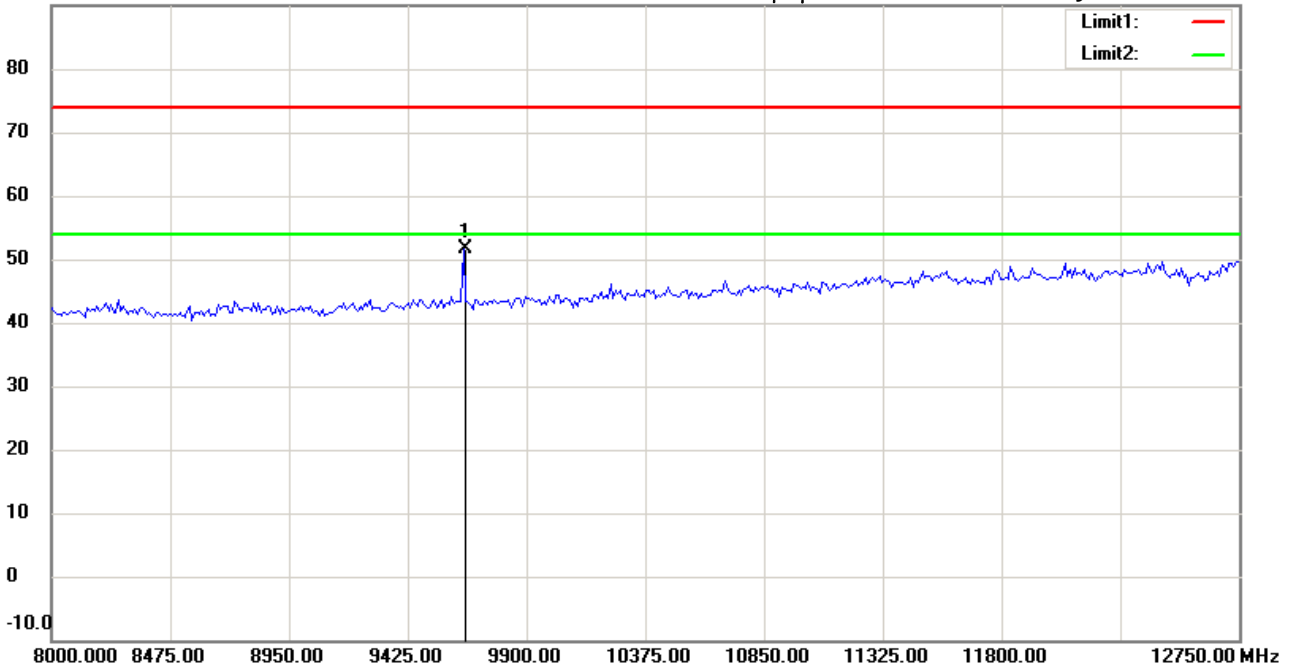
Date: 2015/1/26

Temperature:24 °C

90.0 dBuV/m

Time: 下午 02:47:10

Humidity:60 %



Site : Chamber

Condition : FCC\_part 15 RE-Class C\_Above 1GHz\_PK

Polarization: *Vertical*

EUT : W6M21410-14560

Power : 120 V.a.c.

M/N:

Distance: 3m

Test Mode : TX 802.11ac CH155

Note :

Mk.	Frequency (MHz)	Reading (dBuV)	Detector	Corr. factor (dB/m)	Result (dBuV/m)	Limit (dBuV/m)	Ant.Pos (cm)	Tab.Pos (deg.)	Margin (dB)	Comment
*	9646.794	44.20	peak	7.46	51.66	74.00	100	120	-22.34	



Radiated Emission Measurement

Operator: Leon

File :3

Data :#4

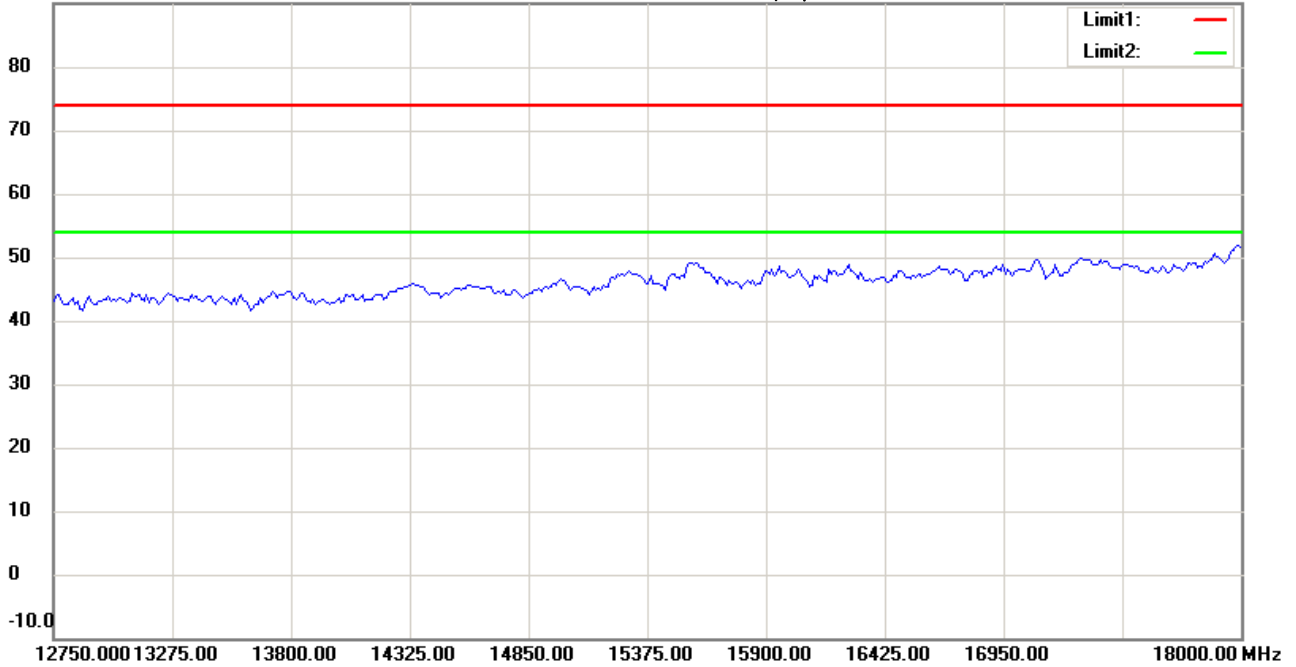
Date: 2015/1/26

Temperature:24 °C

90.0 dBuV/m

Time: 下午 02:45:44

Humidity:60 %



Site : Chamber

Condition : FCC\_part 15 RE-Class C\_Above 1GHz\_PK

Polarization: *Horizontal*

EUT : W6M21410-14560

Power : 120 Va.c.

M/N:

Distance: 3m

Test Mode : TX 802.11ac CH155

Note :

Mk.	Frequency (MHz)	Reading (dBuV)	Detector	Corr. factor (dB/m)	Result (dBuV/m)	Limit (dBuV/m)	Ant.Pos (cm)	Tab.Pos (deg.)	Margin (dB)	Comment
-----	-----------------	----------------	----------	---------------------	-----------------	----------------	--------------	----------------	-------------	---------



Radiated Emission Measurement

Operator: Leon

File :3

Data :#10

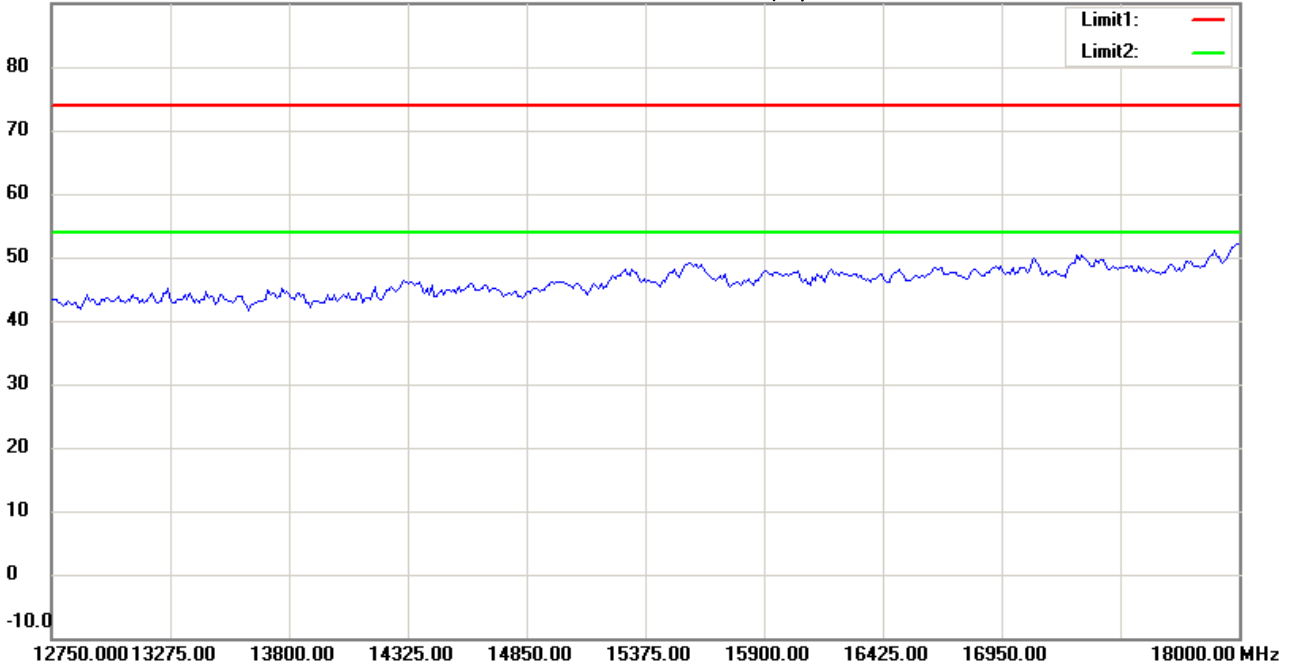
Date: 2015/1/26

Temperature:24 °C

90.0 dBuV/m

Time: 下午 02:48:04

Humidity:60 %



Site : Chamber

Condition : FCC\_part 15 RE-Class C\_Above 1GHz\_PK

Polarization: *Vertical*

EUT : W6M21410-14560

Power : 120 Va.c.

M/N:

Distance: 3m

Test Mode : TX 802.11ac CH155

Note :

Mk.	Frequency (MHz)	Reading (dBuV)	Detector	Corr. factor (dB/m)	Result (dBuV/m)	Limit (dBuV/m)	Ant.Pos (cm)	Tab.Pos (deg.)	Margin (dB)	Comment
-----	-----------------	----------------	----------	---------------------	-----------------	----------------	--------------	----------------	-------------	---------



Radiated Emission Measurement

Operator: Leon

File :3

Data :#5

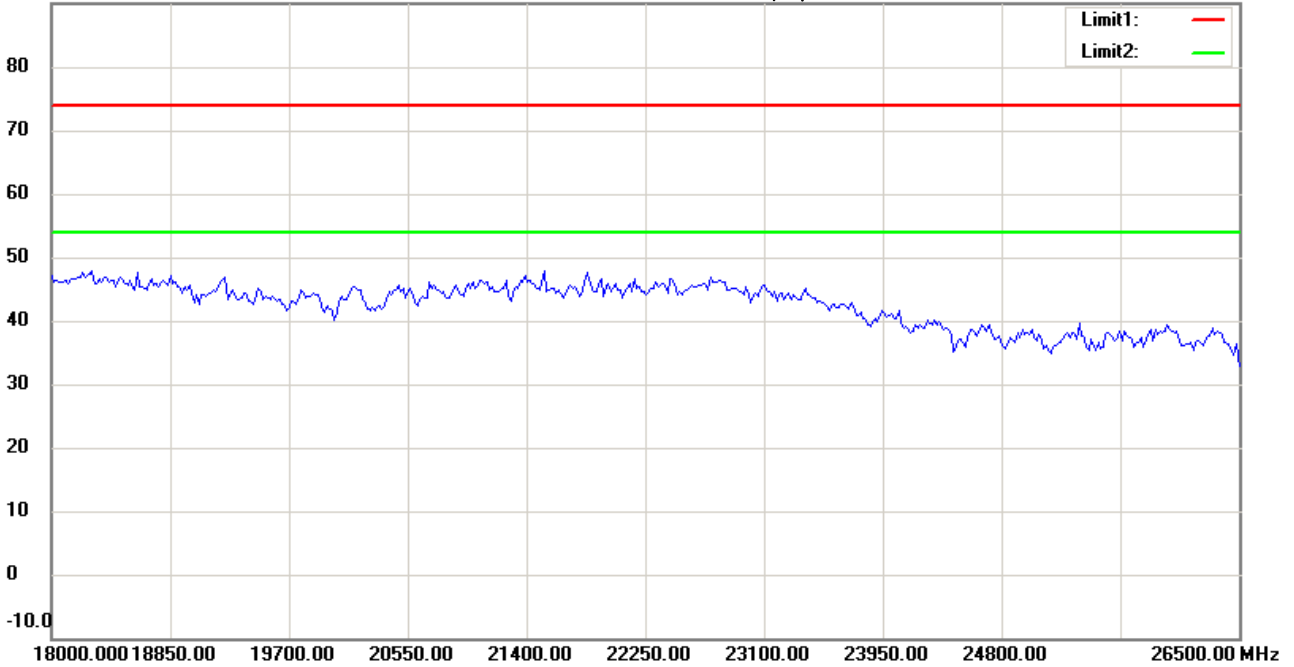
Date: 2015/1/26

Temperature:24 °C

90.0 dBuV/m

Time: 下午 02:45:54

Humidity:60 %



Site : Chamber

Condition : FCC\_part 15 RE-Class C\_Above 1GHz\_PK

EUT : W6M21410-14560

M/N:

Test Mode : TX 802.11ac CH155

Note :

Polarization: *Horizontal*

Power : 120 V.a.c.

Distance: 3m

Mk.	Frequency (MHz)	Reading (dBuV)	Detector	Corr. factor (dB/m)	Result (dBuV/m)	Limit (dBuV/m)	Ant.Pos (cm)	Tab.Pos (deg.)	Margin (dB)	Comment
-----	-----------------	----------------	----------	---------------------	-----------------	----------------	--------------	----------------	-------------	---------



Radiated Emission Measurement

Operator: Leon

File :3

Data :#11

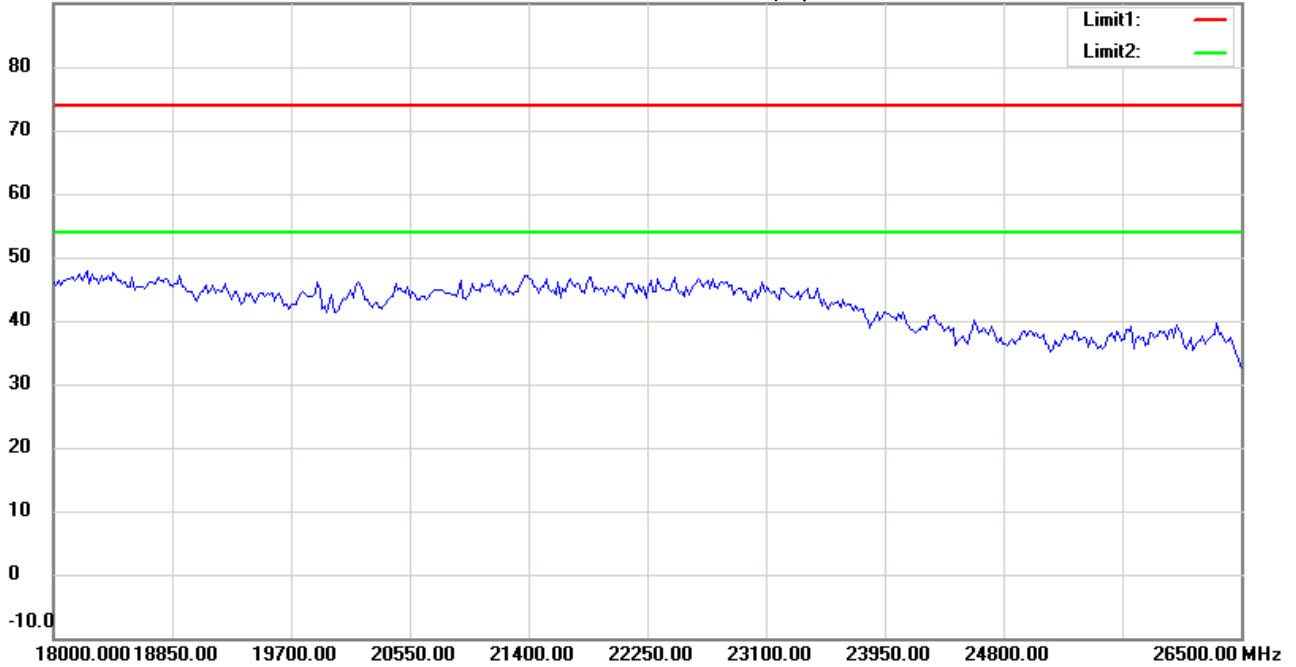
Date: 2015/1/26

Temperature:24 °C

90.0 dBuV/m

Time: 下午 02:48:13

Humidity:60 %



Site : Chamber

Condition : FCC\_part 15 RE-Class C\_Above 1GHz\_PK

EUT : W6M21410-14560

M/N:

Test Mode : TX 802.11ac CH155

Note :

Polarization: *Vertical*

Power : 120 V.a.c.

Distance: 3m

Mk.	Frequency (MHz)	Reading (dBuV)	Detector	Corr. factor (dB/m)	Result (dBuV/m)	Limit (dBuV/m)	Ant.Pos (cm)	Tab.Pos (deg.)	Margin (dB)	Comment
-----	-----------------	----------------	----------	---------------------	-----------------	----------------	--------------	----------------	-------------	---------





Radiated Emission Measurement

Operator: Leon

File :3

Data :#6

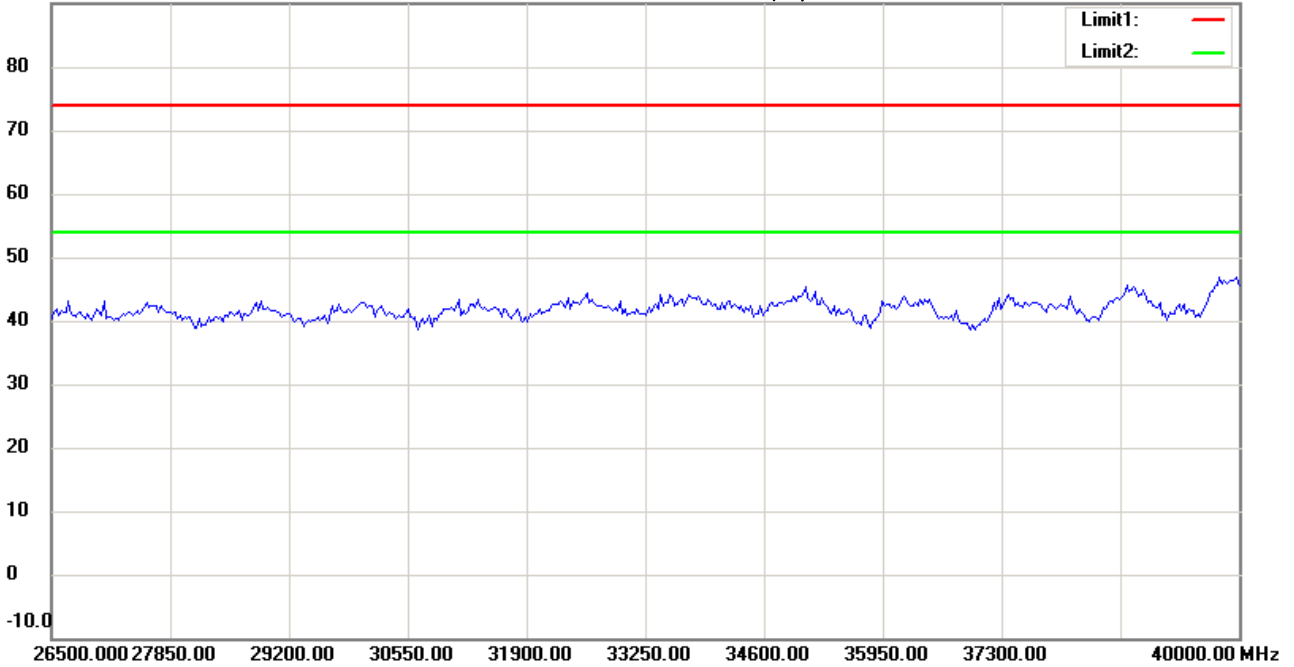
Date: 2015/1/26

Temperature:24 °C

90.0 dBuV/m

Time: 下午 02:46:04

Humidity:60 %



Site : Chamber

Condition : FCC\_part 15 RE-Class C\_Above 1GHz\_PK

Polarization: *Horizontal*

EUT : W6M21410-14560

Power : 120 Va.c.

M/N:

Distance: 3m

Test Mode : TX 802.11ac CH155

Note :

Mk.	Frequency (MHz)	Reading (dBuV)	Detector	Corr. factor (dB/m)	Result (dBuV/m)	Limit (dBuV/m)	Ant.Pos (cm)	Tab.Pos (deg.)	Margin (dB)	Comment
-----	-----------------	----------------	----------	---------------------	-----------------	----------------	--------------	----------------	-------------	---------



Radiated Emission Measurement

Operator: Leon

File :3

Data :#12

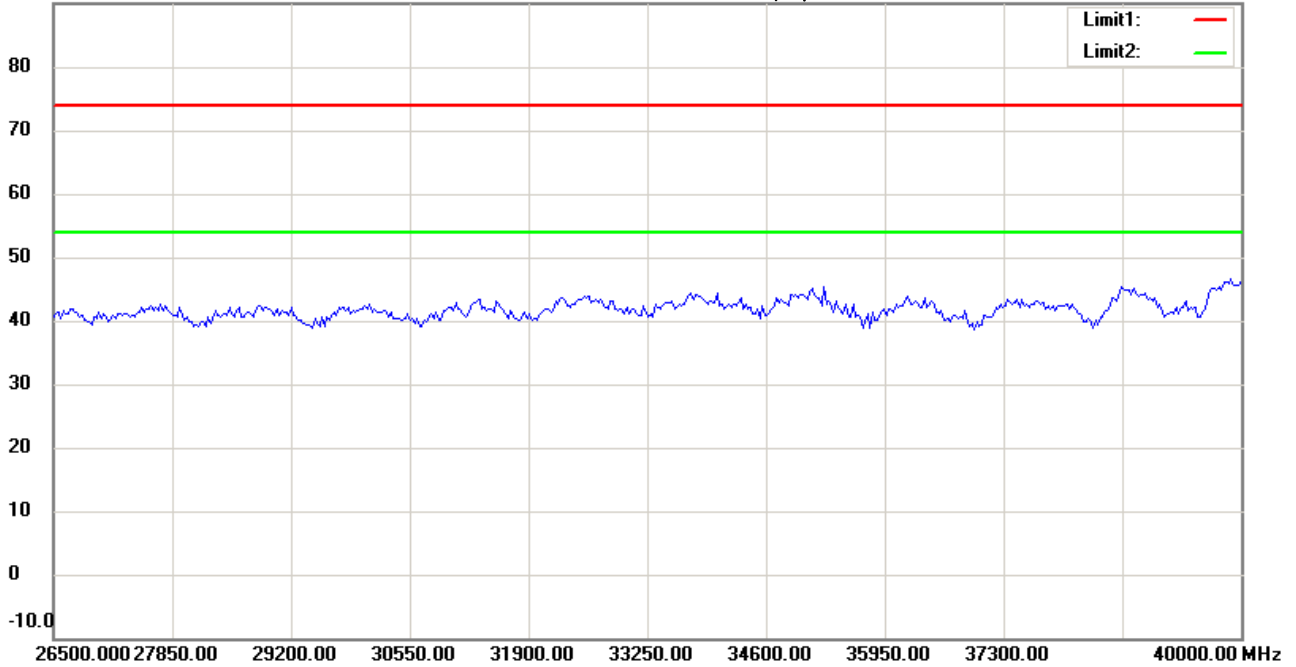
Date: 2015/1/26

Temperature:24 °C

90.0 dBuV/m

Time: 下午 02:48:24

Humidity:60 %



Site : Chamber

Condition : FCC\_part 15 RE-Class C\_Above 1GHz\_PK

EUT : W6M21410-14560

M/N:

Test Mode : TX 802.11ac CH155

Note :

Polarization: *Vertical*

Power : 120 V.a.c.

Distance: 3m

Mk.	Frequency (MHz)	Reading (dBuV)	Detector	Corr. factor (dB/m)	Result (dBuV/m)	Limit (dBuV/m)	Ant.Pos (cm)	Tab.Pos (deg.)	Margin (dB)	Comment
-----	-----------------	----------------	----------	---------------------	-----------------	----------------	--------------	----------------	-------------	---------