



# FCC Test Report

Equipment : Whole Home Smart Wi-Fi Range Extender  
Brand Name : amped wireless  
Model No. : AEX1900L/AEXT19B  
FCC ID : ZTT-AEX1900L  
Standard : 47 CFR FCC Part 15.407  
Operating Band : 5150 MHz – 5250 MHz  
5725 MHz – 5850 MHz  
Applicant : Amped Wireless  
13089 Peyton Dr. #C307 Chino Hills, CA 91709 USA  
Manufacturer : Amped Wireless  
13089 Peyton Dr. #C307 Chino Hills, CA 91709 USA  
Function :  Outdoor;  Indoor;  Fixed P2P  
 Client

The product sample received on Jan. 06, 2017 and completely tested on Apr. 11, 2017. We, SPORTON, would like to declare that the tested sample has been evaluated in accordance with the procedures given in ANSI C63.10-2013 and shown compliance with the applicable technical standards.

The test results in this report apply exclusively to the tested model / sample. Without written approval of SPORTON INTERNATIONAL INC., the test report shall not be reproduced except in full.

  
Cliff Chang  
SPORTON INTERNATIONAL INC.





# Table of Contents

- 1 GENERAL DESCRIPTION .....5**
- 1.1 Information.....5
- 1.2 Testing Applied Standards .....8
- 1.3 Testing Location Information .....8
- 1.4 Measurement Uncertainty .....8
- 2 TEST CONFIGURATION OF EUT .....9**
- 2.1 Test Channel Mode .....9
- 2.2 The Worst Case Measurement Configuration.....11
- 2.3 EUT Operation during Test .....12
- 2.4 Accessories .....13
- 2.5 Support Equipment.....13
- 2.6 Test Setup Diagram .....14
- 3 TRANSMITTER TEST RESULT .....18**
- 3.1 AC Power-line Conducted Emissions .....18
- 3.2 Emission Bandwidth .....20
- 3.3 Maximum Conducted Output Power .....21
- 3.4 Peak Power Spectral Density.....23
- 3.5 Unwanted Emissions.....26
- 3.6 Frequency Stability.....30
- 4 TEST EQUIPMENT AND CALIBRATION DATA .....31**

**APPENDIX A. TEST RESULTS OF AC POWER-LINE CONDUCTED EMISSIONS**

**APPENDIX B. TEST RESULTS OF EMISSION BANDWIDTH**

**APPENDIX C. TEST RESULTS OF MAXIMUM CONDUCTED OUTPUT POWER**

**APPENDIX D. TEST RESULTS OF PEAK POWER SPECTRAL DENSITY**

**APPENDIX E. TEST RESULTS OF UNWANTED EMISSIONS**

**APPENDIX F. TEST RESULTS OF FREQUENCY STABILITY**

**APPENDIX G. TEST RESULTS OF RADIATED EMISSION CO-LOCATION**

**APPENDIX H. TEST PHOTOS**

**PHOTOGRAPHS OF EUT V01**



### Summary of Test Result

Conformance Test Specifications			
Report Clause	Ref. Std. Clause	Description	Result
1.1.2	15.203	Antenna Requirement	Complied
3.1	15.207	AC Power-line Conducted Emissions	Complied
3.2	15.407(a)	Emission Bandwidth	Complied
3.3	15.407(a)	Maximum Conducted Output Power	Complied
3.4	15.407(a)	Peak Power Spectral Density	Complied
3.5	15.407(b)	Unwanted Emissions	Complied
3.6	15.407(g)	Frequency Stability	Complied





# 1 General Description

## 1.1 Information

### 1.1.1 RF General Information

Frequency Range (MHz)	IEEE Std. 802.11	Ch. Frequency (MHz)	Channel Number
5150-5250	a, n (HT20), ac (VHT20)	5180-5240	36-48 [4]
5725-5850		5745-5825	149-165 [5]
5150-5250	n (HT40), ac (VHT40)	5190-5230	38-46 [2]
5725-5850		5755-5795	151-159 [2]
5150-5250	ac (VHT80)	5210	42 [1]
5725-5850		5775	155 [1]

Band	Mode	BWch (MHz)	Nant
5.15-5.25GHz	802.11a	20	3TX
5.15-5.25GHz	802.11n HT20	20	3TX
5.15-5.25GHz	802.11n HT20-BF	20	3TX
5.15-5.25GHz	802.11ac VHT20	20	3TX
5.15-5.25GHz	802.11ac VHT20-BF	20	3TX
5.15-5.25GHz	802.11n HT40	40	3TX
5.15-5.25GHz	802.11n HT40-BF	40	3TX
5.15-5.25GHz	802.11ac VHT40	40	3TX
5.15-5.25GHz	802.11ac VHT40-BF	40	3TX
5.15-5.25GHz	802.11ac VHT80	80	3TX
5.15-5.25GHz	802.11ac VHT80-BF	80	3TX
5.725-5.85GHz	802.11a	20	3TX
5.725-5.85GHz	802.11n HT20	20	3TX
5.725-5.85GHz	802.11n HT20-BF	20	3TX
5.725-5.85GHz	802.11ac VHT20	20	3TX
5.725-5.85GHz	802.11ac VHT20-BF	20	3TX
5.725-5.85GHz	802.11n HT40	40	3TX
5.725-5.85GHz	802.11n HT40-BF	40	3TX
5.725-5.85GHz	802.11ac VHT40	40	3TX
5.725-5.85GHz	802.11ac VHT40-BF	40	3TX
5.725-5.85GHz	802.11ac VHT80	80	3TX
5.725-5.85GHz	802.11ac VHT80-BF	80	3TX



Note:

- ♦ 11a, HT20 and HT40 use a combination of OFDM-BPSK, QPSK, 16QAM, 64QAM modulation.
- ♦ VHT20, VHT40 and VHT80 use a combination of OFDM-BPSK, QPSK, 16QAM, 64QAM, 256QAM, modulation.

1.1.2 Antenna Information

Ant.	Brand	P/N	Antenna Type	Connector	Gain (dBi)		
					2.4GHz	5GHz B1	5GHz B4
1	Airgain	N2420DG-G150U	PIFA Antenna	I-PEX	2.71	3.05	4.20
2	Airgain	N2425DR-G200U	PIFA Antenna	I-PEX	2.71	3.05	4.20
3	Airgain	N2420DG-G50U	PIFA Antenna	I-PEX	2.71	3.05	4.20

Note: The EUT has three antennas.

**For IEEE 802.11b/g/n mode (3TX/3RX):**

Ant. 1 ~ Ant. 3 connect to port 1~port 3

Ant. 1, Ant. 2 and Ant. 3 could transmit/receive simultaneously.

**For IEEE 802.11a/n/ac mode (3TX/3RX):**

Ant. 1 ~ Ant. 3 connect to port 1~port 3

Ant. 1, Ant. 2 and Ant. 3 could transmit/receive simultaneously.

1.1.3 Mode Test Duty Cycle

Mode	DC	DCF(dB)
802.11a	0.799	0.975
802.11ac VHT20	0.597	2.24
802.11ac VHT20-BF	0.931	0.311
802.11ac VHT40	0.406	3.915
802.11ac VHT40-BF	0.93	0.315
802.11ac VHT80	0.274	5.622
802.11ac VHT80-BF	0.979	0.092



### 1.1.4 EUT Operational Condition

<b>EUT Power Type</b>	From Power Adapter		
<b>Beamforming Function</b>	<input checked="" type="checkbox"/>	With beamforming for IEEE802.11n/ac in 5GHz	<input type="checkbox"/> Without beamforming

### 1.1.5 Table for Multiple Listing

The EUT has two model names which are identical to each other in all aspects except for the following table:

<b>Brand Name</b>	<b>Model Name</b>	<b>Description</b>
amped wireless	AEX1900L	All the models are identical, the difference model name for difference marketing strategy.
	AEXT19B	

From the above models, model: AEX1900L was selected as representative model for the test and its data was recorded in this report.



### 1.2 Testing Applied Standards

According to the specifications of the manufacturer, the EUT must comply with the requirements of the following standards:

- ◆ 47 CFR FCC Part 15
- ◆ ANSI C63.10-2013
- ◆ FCC KDB 789033 D02 v01r03
- ◆ FCC KDB 644545 D03 v01
- ◆ FCC KDB 662911 D01 v02r01
- ◆ FCC KDB 412172 D01 v01r01

### 1.3 Testing Location Information

Testing Location		
<input type="checkbox"/>	HWA YA	ADD : No. 52, Hwa Ya 1st Rd., Kwei-Shan Hsiang, Tao Yuan Hsien, Taiwan, R.O.C. TEL : 886-3-327-3456 FAX : 886-3-318-0055
<input checked="" type="checkbox"/>	JHUBEI	ADD : No.8, Lane 724, Bo-ai St., Jhubei City, HsinChu County 302, Taiwan, R.O.C. TEL : 886-3-656-9065 FAX : 886-3-656-9085

Test Condition	Test Site No.	Test Engineer	Test Environment	Test Date
RF Conducted	TH01-CB	Ron Huang &Gino Huang	23°C / 56%	Mar. 07, 2017 ~ Mar. 08, 2017
Radiated	03CH01-CB (below 1GHz)	Justin Lin	22°C / 54%	Apr. 07, 2017
Radiated	03CH01-CB (above 1GHz)	Paul Chen & Jeff Wu & Zero Chen & Justin Lin & Jay Luo	22°C / 54%	Jan. 06, 2017 ~ Mar. 09, 2017
AC Conduction	CO01-CB	Hank Yang	23°C / 61%	Apr. 07, 2017 ~ Apr. 11, 2017

Test site Designation No. TW0006 with FCC  
Test site registered number IC 4086D with Industry Canada.

### 1.4 Measurement Uncertainty

ISO/IEC 17025 requires that an estimate of the measurement uncertainties associated with the emissions test results be included in the report. The measurement uncertainties given below are based on a 95% confidence level (based on a coverage factor (k=2))

Test Items	Uncertainty	Remark
Conducted Emission (150kHz ~ 30MHz)	3.2 dB	Confidence levels of 95%
Radiated Emission (30MHz ~ 1,000MHz)	3.6 dB	Confidence levels of 95%
Radiated Emission (1GHz ~ 18GHz)	3.7 dB	Confidence levels of 95%
Radiated Emission (18GHz ~ 40GHz)	3.5 dB	Confidence levels of 95%
Conducted Emission	1.7 dB	Confidence levels of 95%
Output Power Measurement	1.33 dB	Confidence levels of 95%
Power Density Measurement	1.27 dB	Confidence levels of 95%
Bandwidth Measurement	9.74 x10 <sup>-8</sup>	Confidence levels of 95%
Frequency Stability	6.06 x10 <sup>-8</sup>	Confidence levels of 95%





## 2 Test Configuration of EUT

### 2.1 Test Channel Mode

Mode	Power Setting
802.11a_(6Mbps)_3TX	-
5180MHz	12
5200MHz	12
5240MHz	14
5745MHz	17
5785MHz	1A
5825MHz	19
802.11ac VHT20_Nss1,(MCS0)_3TX	-
5180MHz	1E
5200MHz	1C
5240MHz	1B
5745MHz	24
5785MHz	24
5825MHz	25
802.11ac VHT40_Nss1,(MCS0)_3TX	-
5190MHz	1C
5230MHz	1F
5755MHz	22
5795MHz	22
802.11ac VHT80_Nss1,(MCS0)_3TX	-
5210MHz	16
5775MHz	21
802.11ac VHT20-BF_Nss1,(MCS0)_3TX	-
5180MHz	32
5200MHz	28
5240MHz	30
5745MHz	36
5785MHz	34
5825MHz	36
802.11ac VHT40-BF_Nss1,(MCS0)_3TX	-
5190MHz	26
5230MHz	35
5755MHz	37



Mode	Power Setting
5795MHz	39
802.11ac VHT80-BF_Nss1,(MCS0)_3TX	-
5210MHz	19
5775MHz	30

Note:

- ♦ VHT20/VHT40 covers HT20/HT40, due to same modulation. The power setting for 802.11n HT20 and HT40 are the same or lower than 802.11ac VHT20 and VHT40.
- ♦ There are two modes of EUT for 802.11n/ac in 5GHz. One is beamforming mode, and the other is non-beamforming mode. Both modes have been tested and recorded in this test report.



## 2.2 The Worst Case Measurement Configuration

The Worst Case Mode for Following Conformance Tests	
<b>Tests Item</b>	AC power-line conducted emissions
<b>Condition</b>	AC power-line conducted measurement for line and neutral
<b>Operating Mode</b>	CTX
1	CTX_2.4GHz
2	CTX_5GHz
For operating mode 2 is the worst case and it was record in this test report.	

The Worst Case Mode for Following Conformance Tests	
<b>Tests Item</b>	Emission Bandwidth Maximum Conducted Output Power Peak Power Spectral Density Frequency Stability
<b>Test Condition</b>	Conducted measurement at transmit chains

The Worst Case Mode for Following Conformance Tests	
<b>Tests Item</b>	Unwanted Emissions
<b>Test Condition</b>	Radiated measurement If EUT consist of multiple antenna assembly (multiple antenna are used in EUT regardless of spatial multiplexing MIMO configuration), the radiated test should be performed with highest antenna gain of each antenna type.
<b>Operating Mode &lt; 1GHz</b>	CTX The EUT was performed at Y axis and Z axis position, Z axis has been evaluated to be the worst case for Radiated emission above 1GHz test. Consequently, measurement for Radiated emission below 1GHz test will follow this same test mode.
1	EUT in Z axis_2.4GHz
2	EUT in Z axis_5GHz
For operating mode 2 is the worst case and it was record in this test report.	
<b>Operating Mode &gt; 1GHz</b>	CTX The EUT was performed at Y axis and Z axis position, Z axis has been evaluated to be the worst case for Radiated emission above 1GHz test. Consequently, measurement for Radiated emission below 1GHz test will follow this same test mode.
1	EUT in Z axis



The Worst Case Mode for Following Conformance Tests	
Tests Item	Simultaneous Transmission Analysis - Radiated Emission Co-location
Test Condition	Radiated measurement
Operating Mode	Normal Link
1	EUT in Y axis - WLAN 2.4GHz + WLAN 5GHz
2	EUT in Z axis - WLAN 2.4GHz + WLAN 5GHz
Refer to Appendix G for Radiated Emission Co-location.	

The Worst Case Mode for Following Conformance Tests	
Tests Item	Simultaneous Transmission Analysis - Co-location RF Exposure Evaluation
Operating Mode	
1	WLAN 2.4GHz + WLAN 5GHz
Refer to Sporton Test Report No.: FA710613-01 for Co-location RF Exposure Evaluation.	

### 2.3 EUT Operation during Test

For CTX Mode:

non-beamforming mode:

The EUT was programmed to be in continuously transmitting mode.

beamforming mode:

For Conducted Mode:

The EUT was programmed to be in continuously transmitting mode.

For Radiated Mode:

During the test, the following programs under WIN XP were executed.

The program was executed as follows:

1. During the test, the EUT operation to normal function.
2. Executed command fixed test channel under Telnet.
3. Executed "Lantest.exe" to link with the remote workstation to transmit and receive packet by RX device and transmit duty cycle no less 98%.

For Normal Link:

During the test, the EUT operation to normal function.



### 2.4 Accessories

Accessories			
Equipment Name	Brand Name	Model Name	Rating
Adapter	APD	WA-24Q12FU	INPUT: 100-240V ~ 50-60Hz, 0.7A Max OUTPUT: 12V, 2A

### 2.5 Support Equipment

For Test Site No: CO01-CB

Support Equipment				
No.	Equipment	Brand Name	Model Name	FCC ID
1	NB*3	DELL	E6430	DoC

For Test Site No: 03CH01-CB (below 1GHz)

Support Equipment				
No.	Equipment	Brand Name	Model Name	FCC ID
1	NB	DELL	E4300	DoC

For Test Site No: 03CH01-CB (above 1GHz)

(For non-beamforming mode)

Support Equipment				
No.	Equipment	Brand Name	Model Name	FCC ID
1	NB	DELL	E4300	DoC

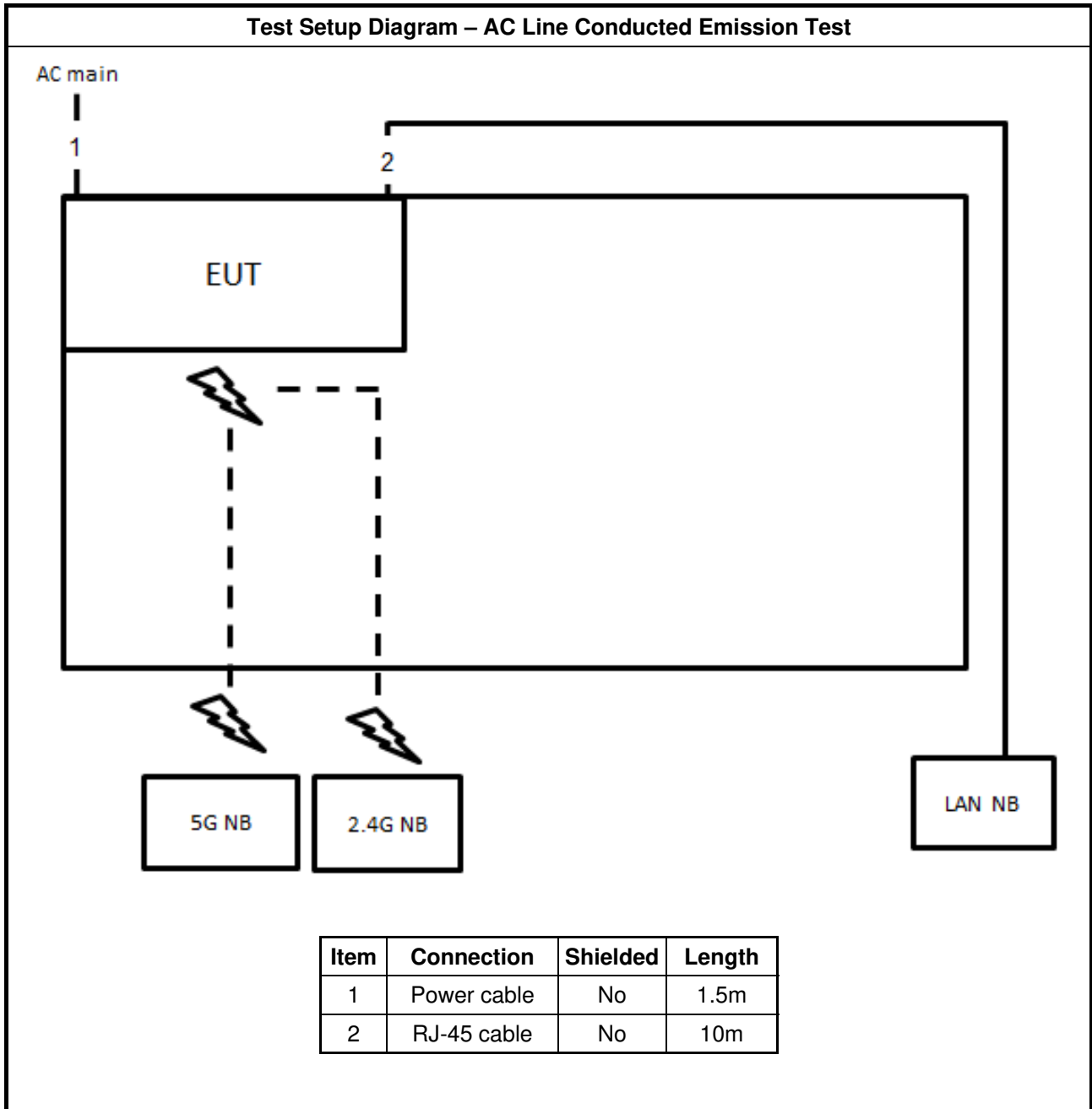
(For beamforming mode)

Support Equipment				
No.	Equipment	Brand Name	Model Name	FCC ID
1	NB*2	DELL	E4300	DoC
2	RX Device	amped wireless	AEX1900L	ZTT-AEX1900L

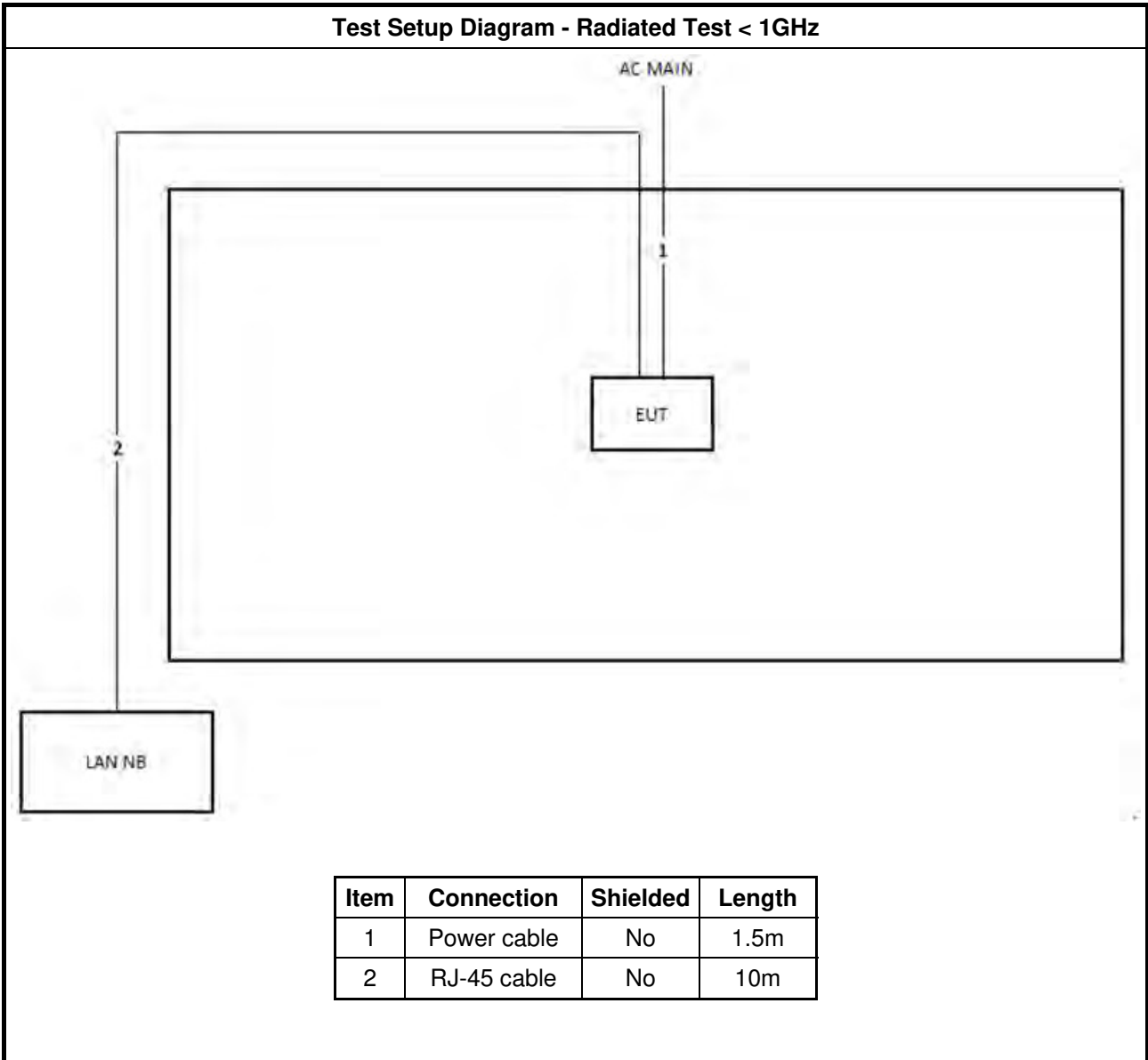
For Test Site No: TH01-CB

Support Equipment				
No.	Equipment	Brand Name	Model Name	FCC ID
1	NB	DELL	E4300	DoC

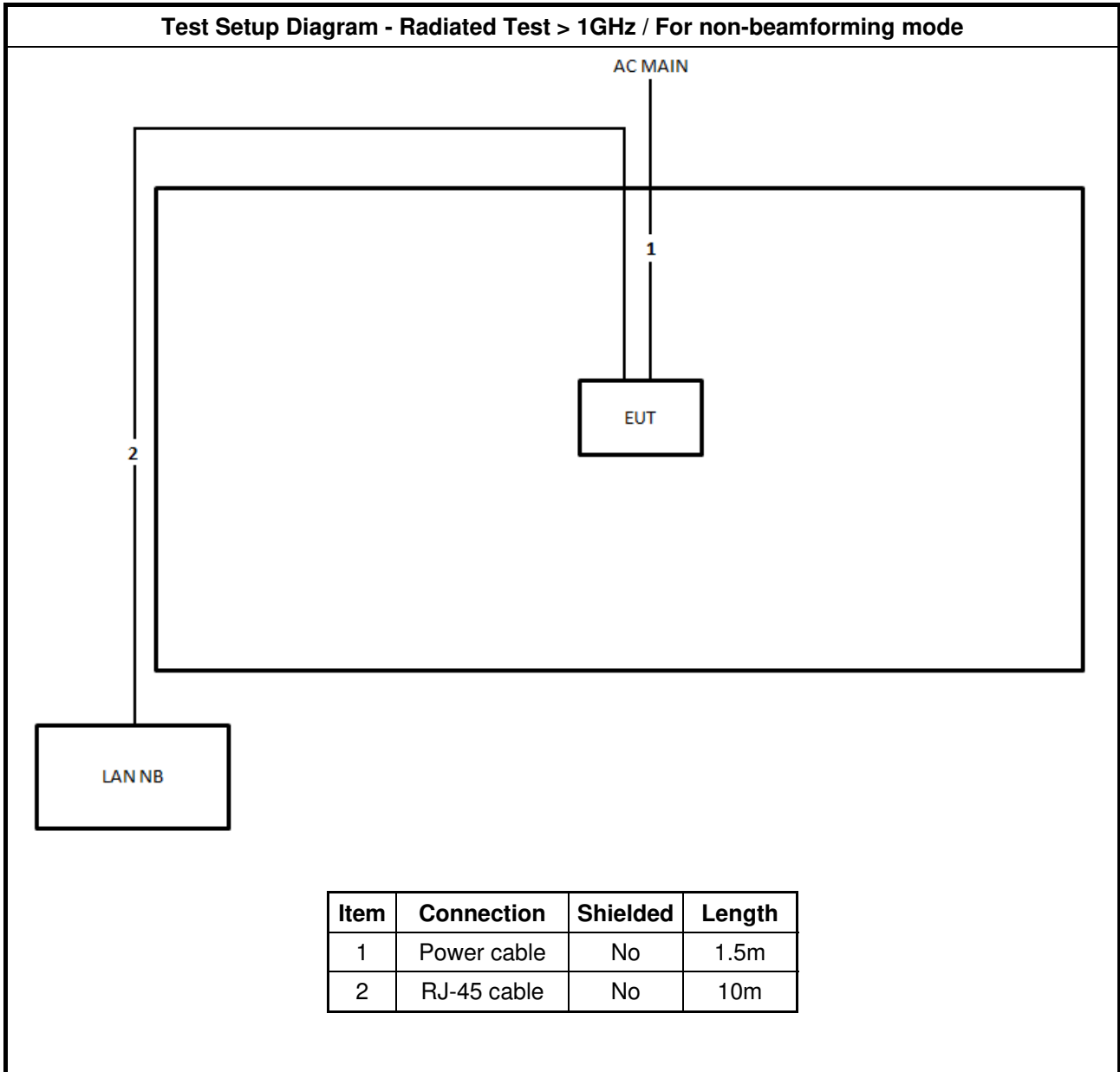
## 2.6 Test Setup Diagram



Test Setup Diagram - Radiated Test < 1GHz

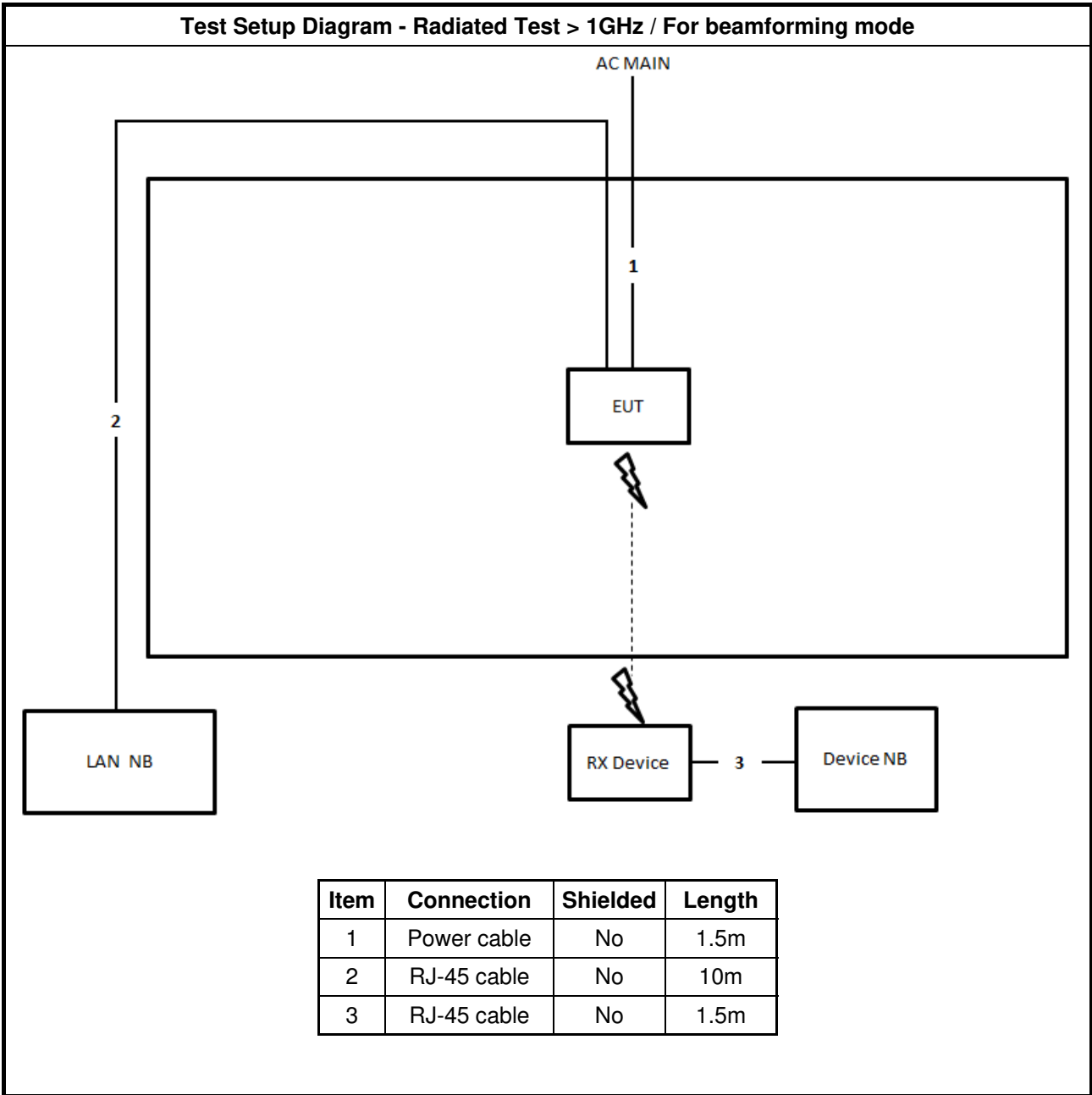


Item	Connection	Shielded	Length
1	Power cable	No	1.5m
2	RJ-45 cable	No	10m





Test Setup Diagram - Radiated Test > 1GHz / For beamforming mode



### 3 Transmitter Test Result

#### 3.1 AC Power-line Conducted Emissions

##### 3.1.1 AC Power-line Conducted Emissions Limit

AC Power-line Conducted Emissions Limit		
Frequency Emission (MHz)	Quasi-Peak	Average
0.15-0.5	66 - 56 *	56 - 46 *
0.5-5	56	46
5-30	60	50

Note 1: \* Decreases with the logarithm of the frequency.

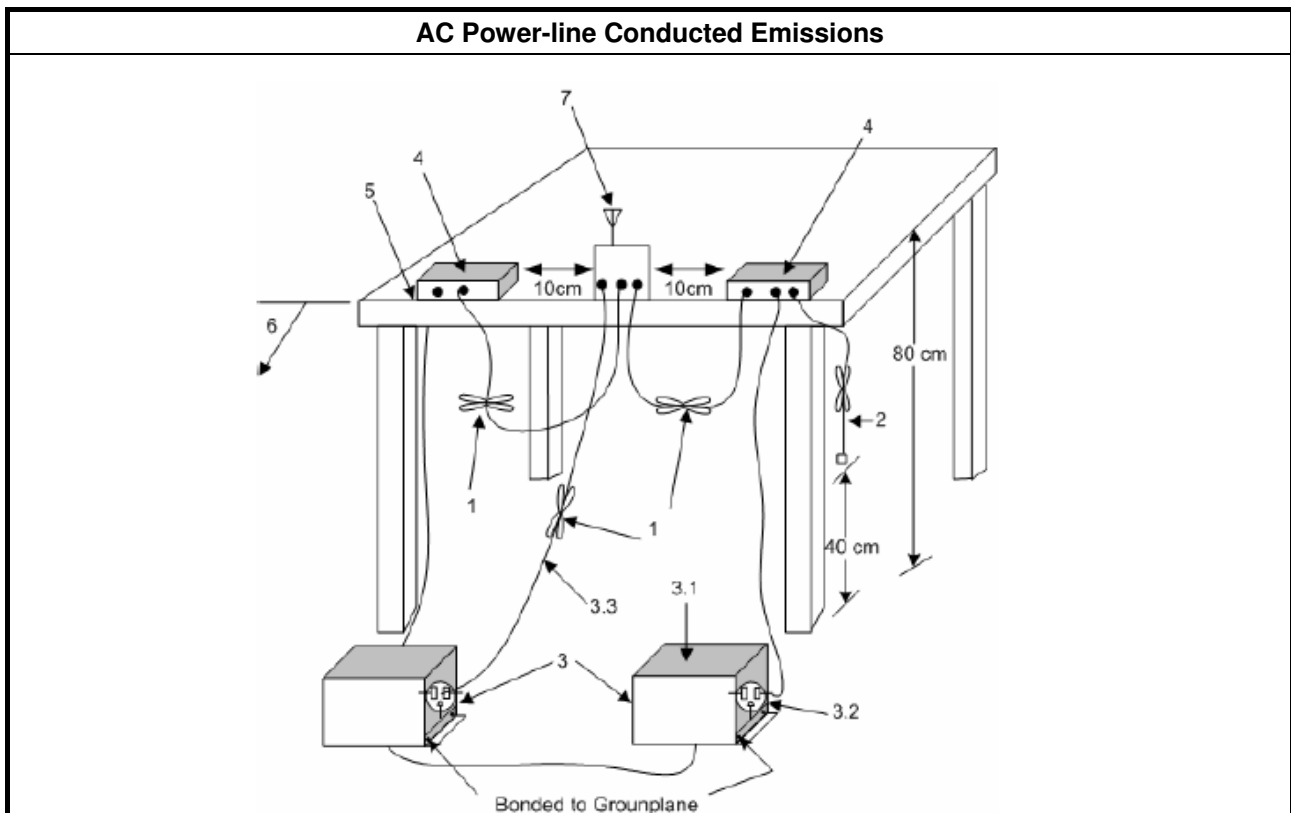
##### 3.1.2 Measuring Instruments

Refer a test equipment and calibration data table in this test report.

##### 3.1.3 Test Procedures

Test Method
<input checked="" type="checkbox"/> Refer as ANSI C63.10-2013, clause 6.2 for AC power-line conducted emissions.

##### 3.1.4 Test Setup





### **3.1.5 Test Result of AC Power-line Conducted Emissions**

Refer as Appendix A

### 3.2 Emission Bandwidth

#### 3.2.1 Emission Bandwidth Limit

Emission Bandwidth Limit	
<b>UNII Devices</b>	
<input checked="" type="checkbox"/>	For the 5.15-5.25 GHz band, N/A
<input type="checkbox"/>	For the 5.25-5.35 GHz band, the maximum conducted output power shall not exceed the lesser of 250 mW or 11 dBm + 10 log B, where B is the 26 dB emission bandwidth in MHz.
<input type="checkbox"/>	For the 5.47-5.725 GHz band, the maximum conducted output power shall not exceed the lesser of 250 mW or 11 dBm + 10 log B, where B is the 26 dB emission bandwidth in MHz.
<input checked="" type="checkbox"/>	For the 5.725-5.85 GHz band, 6 dB emission bandwidth $\geq$ 500kHz.
<b>LE-LAN Devices</b>	
<input type="checkbox"/>	For the band 5.15-5.25 GHz, the maximum e.i.r.p. shall not exceed 200 mW or 10 + 10 log B, dBm, whichever power is less. B is the 99% emission bandwidth in MHz.
<input type="checkbox"/>	For the 5.25-5.35 GHz band, the maximum e.i.r.p. shall not exceed 1.0 W or 17 + 10 log B, dBm, whichever power is less. B is the 99% emission bandwidth in MHz
<input type="checkbox"/>	For the 5.47-5.6 GHz band and 5.65-5.725 GHz band, the maximum e.i.r.p. shall not exceed 1.0 W or 17 + 10 log B, dBm, whichever power is less. B is the 99% emission bandwidth in MHz
<input type="checkbox"/>	For the 5.725-5.85 GHz band, 6 dB emission bandwidth $\geq$ 500kHz.

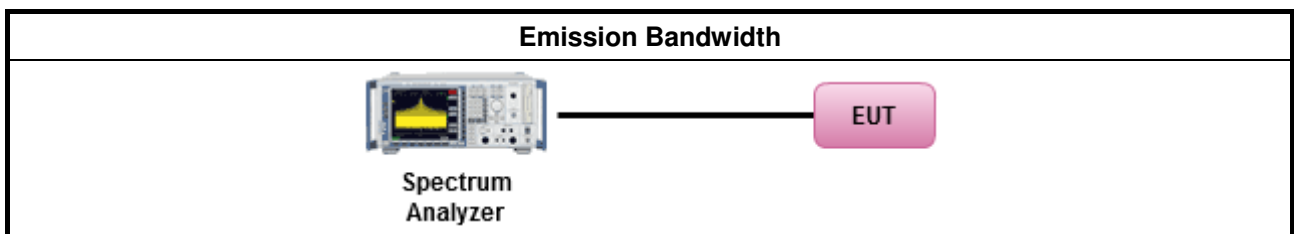
#### 3.2.2 Measuring Instruments

Refer a test equipment and calibration data table in this test report.

#### 3.2.3 Test Procedures

Test Method	
<ul style="list-style-type: none"> <li>▪ For the emission bandwidth shall be measured using one of the options below:</li> </ul>	
<input checked="" type="checkbox"/>	Refer as FCC KDB 789033, clause C for EBW and clause D for OBW measurement.
<input type="checkbox"/>	Refer as ANSI C63.10, clause 6.9.1 for occupied bandwidth testing.
<input checked="" type="checkbox"/>	Refer as IC RSS-Gen, clause 4.6 for bandwidth testing.

#### 3.2.4 Test Setup



#### 3.2.5 Test Result of Emission Bandwidth

Refer as Appendix B



### 3.3 Maximum Conducted Output Power

#### 3.3.1 Maximum Conducted Output Power Limit

Maximum Conducted Output Power Limit	
<b>UNII Devices</b>	
<input checked="" type="checkbox"/> For the 5.15-5.25 GHz band:	
	<ul style="list-style-type: none"> <li>▪ Outdoor AP: the maximum conducted output power (<math>P_{Out}</math>) shall not exceed the lesser of 1 W. If <math>G_{TX} &gt; 6</math> dBi, then <math>P_{Out} = 30 - (G_{TX} - 6)</math>. e.i.r.p. at any elevation angle above 30 degrees <math>\leq 125</math>mW [21dBm]</li> <li>▪ Indoor AP: the maximum conducted output power (<math>P_{Out}</math>) shall not exceed the lesser of 1 W. If <math>G_{TX} &gt; 6</math> dBi, then <math>P_{Out} = 30 - (G_{TX} - 6)</math></li> <li>▪ Point-to-point AP: the maximum conducted output power (<math>P_{Out}</math>) shall not exceed the lesser of 1 W. If <math>G_{TX} &gt; 23</math> dBi, then <math>P_{Out} = 30 - (G_{TX} - 23)</math>.</li> <li>▪ Mobile or Portable Client: the maximum conducted output power (<math>P_{Out}</math>) shall not exceed the lesser of 250 mW. If <math>G_{TX} &gt; 6</math> dBi, then <math>P_{Out} = 24 - (G_{TX} - 6)</math>.</li> </ul>
<input type="checkbox"/> For the 5.25-5.35 GHz band, the maximum conducted output power ( $P_{Out}$ ) shall not exceed the lesser of 250 mW or 11 dBm + 10 log B, where B is the 26 dB emission bandwidth in MHz. If $G_{TX} > 6$ dBi, then $P_{Out} = 24 - (G_{TX} - 6)$ .	
<input type="checkbox"/> For the 5.47-5.725 GHz band, the maximum conducted output power ( $P_{Out}$ ) shall not exceed the lesser of 250 mW or 11 dBm + 10 log B, where B is the 26 dB emission bandwidth in MHz. If $G_{TX} > 6$ dBi, then $P_{Out} = 24 - (G_{TX} - 6)$ .	
<input checked="" type="checkbox"/> For the 5.725-5.85 GHz band:	
	<ul style="list-style-type: none"> <li>▪ Point-to-multipoint systems (P2M): the maximum conducted output power (<math>P_{Out}</math>) shall not exceed the lesser of 1 W. If <math>G_{TX} &gt; 6</math> dBi, then <math>P_{Out} = 30 - (G_{TX} - 6)</math>.</li> <li>▪ Point-to-point systems (P2P): the maximum conducted output power (<math>P_{Out}</math>) shall not exceed the lesser of 1 W.</li> </ul>
<b>LE-LAN Devices</b>	
<input type="checkbox"/> For the 5.15-5.25 GHz band, the maximum e.i.r.p. shall not exceed 200 mW or 10 + 10 log B, dBm, whichever power is less. B is the 99% emission bandwidth in MHz.	
<input type="checkbox"/> For the 5.25-5.35 GHz band, the maximum e.i.r.p. shall not exceed 1.0 W or 17 + 10 log B, dBm, whichever power is less. B is the 99% emission bandwidth in MHz	
<input type="checkbox"/> For the 5.47-5.6 GHz band and 5.65-5.725 GHz band, the maximum e.i.r.p. shall not exceed 1.0 W or 17 + 10 log B, dBm, whichever power is less. B is the 99% emission bandwidth in MHz	
<input type="checkbox"/> For the 5.725-5.85 GHz band:	
	<ul style="list-style-type: none"> <li>▪ Point-to-multipoint systems (P2M): the maximum conducted output power (<math>P_{Out}</math>) shall not exceed the lesser of 1 W. If <math>G_{TX} &gt; 6</math> dBi, then <math>P_{Out} = 30 - (G_{TX} - 6)</math>.</li> <li>▪ Point-to-point systems (P2P): the maximum conducted output power (<math>P_{Out}</math>) shall not exceed the lesser of 1 W.</li> </ul>
$P_{Out}$ = maximum conducted output power in dBm, $G_{TX}$ = the maximum transmitting antenna directional gain in dBi.	


### 3.3.2 Measuring Instruments

Refer a test equipment and calibration data table in this test report.

### 3.3.3 Test Procedures

Test Method	
<ul style="list-style-type: none"> <li>Maximum Conducted Output Power</li> </ul>	
Average over on/off periods with duty factor	
<input type="checkbox"/>	Refer as FCC KDB 789033, clause E Method SA-2 (spectral trace averaging).
<input type="checkbox"/>	Refer as FCC KDB 789033, clause E Method SA-2 Alt. (RMS detection with slow sweep speed)
Wideband RF power meter and average over on/off periods with duty factor	
<input checked="" type="checkbox"/>	Refer as FCC KDB 789033, clause E Method PM-G (using an RF average power meter).
<ul style="list-style-type: none"> <li>For conducted measurement.</li> </ul>	
<ul style="list-style-type: none"> <li>If the EUT supports multiple transmit chains using options given below: Refer as FCC KDB 662911, In-band power measurements. Using the measure-and-sum approach, measured all transmit ports individually. Sum the power (in linear power units e.g., mW) of all ports for each individual sample and save them.</li> </ul>	
<ul style="list-style-type: none"> <li>If multiple transmit chains, EIRP calculation could be following as methods:  <math>P_{total} = P_1 + P_2 + \dots + P_n</math>                      (calculated in linear unit [mW] and transfer to log unit [dBm])  <math>EIRP_{total} = P_{total} + DG</math> </li> </ul>	

### 3.3.4 Test Setup



### 3.3.5 Test Result of Maximum Conducted Output Power

Refer as Appendix C

### 3.4 Peak Power Spectral Density

#### 3.4.1 Peak Power Spectral Density Limit

Peak Power Spectral Density Limit	
<b>UNII Devices</b>	
<input checked="" type="checkbox"/> For the 5.15-5.25 GHz band:	
	<ul style="list-style-type: none"> <li>▪ Outdoor AP: the peak power spectral density (PPSD) shall not exceed the lesser of 17dBm/MHz. If <math>G_{TX} &gt; 6</math> dBi, then <math>P_{Out} = 17 - (G_{TX} - 6)</math>.</li> <li>▪ Indoor AP: the peak power spectral density (PPSD) shall not exceed the lesser of 17dBm/MHz. If <math>G_{TX} &gt; 6</math> dBi, then <math>P_{Out} = 17 - (G_{TX} - 6)</math>.</li> <li>▪ Point-to-point AP: the peak power spectral density (PPSD) shall not exceed the lesser of 17dBm/MHz. If <math>G_{TX} &gt; 23</math> dBi, then <math>P_{Out} = 17 - (G_{TX} - 23)</math>.</li> <li>▪ Mobile or Portable Client: the peak power spectral density (PPSD) <math>\leq 11</math> dBm/MHz. If <math>G_{TX} &gt; 6</math> dBi, then <math>PPSD = 11 - (G_{TX} - 6)</math>.</li> </ul>
<input type="checkbox"/> For the 5.25-5.35 GHz band, the peak power spectral density (PPSD) $\leq 11$ dBm/MHz. If $G_{TX} > 6$ dBi, then $PPSD = 11 - (G_{TX} - 6)$ .	
<input type="checkbox"/> For the 5.47-5.725 GHz band, the peak power spectral density (PPSD) $\leq 11$ dBm/MHz. If $G_{TX} > 6$ dBi, then $PPSD = 11 - (G_{TX} - 6)$ .	
<input checked="" type="checkbox"/> For the 5.725-5.85 GHz band:	
	<ul style="list-style-type: none"> <li>▪ Point-to-multipoint systems (P2M): the peak power spectral density (PPSD) <math>\leq 30</math> dBm/500kHz. If <math>G_{TX} &gt; 6</math> dBi, then <math>PPSD = 30 - (G_{TX} - 6)</math>.</li> <li>▪ Point-to-point systems (P2P): the peak power spectral density (PPSD) <math>\leq 30</math> dBm/500kHz.</li> </ul>
<b>LE-LAN Devices</b>	
<input type="checkbox"/> For the 5.15-5.25 GHz band, the peak power spectral density (PPSD) $\leq 4$ dBm/MHz and the e.i.r.p. peak power spectral density (PPSD) $\leq 10$ dBm/MHz.	
<input type="checkbox"/> For the 5.25-5.35 GHz band, the peak power spectral density (PPSD) $\leq 11$ dBm/MHz and the e.i.r.p. peak power spectral density (PPSD) $\leq 17$ dBm/MHz.	
	<ul style="list-style-type: none"> <li>▪ e.i.r.p. greater than 200 mW shall comply with the following e.i.r.p. at different elevations, where <math>\theta</math> is the angle above the local horizontal plane (of the Earth) as shown below:            -13 dBW/MHz for <math>0^\circ \leq \theta &lt; 8^\circ</math> ; -13 - 0.716 (<math>\theta-8</math>) dBW/MHz for <math>8^\circ \leq \theta &lt; 40^\circ</math>            -35.9 - 1.22 (<math>\theta-40</math>) dBW/MHz for <math>40^\circ \leq \theta \leq 45^\circ</math> ; -42 dBW/MHz for <math>\theta &gt; 45^\circ</math></li> </ul>
<input type="checkbox"/> For the 5.47-5.6 GHz band and 5.65-5.725 GHz band, the peak power spectral density (PPSD) $\leq 11$ dBm/MHz and the e.i.r.p. peak power spectral density (PPSD) $\leq 17$ dBm/MHz.	
<input type="checkbox"/> For the 5.725-5.85 GHz band:	
	<ul style="list-style-type: none"> <li>▪ Point-to-multipoint systems (P2M): the peak power spectral density (PPSD) <math>\leq 30</math> dBm/500kHz. If <math>G_{TX} &gt; 6</math> dBi, then <math>PPSD = 30 - (G_{TX} - 6)</math>.</li> <li>▪ Point-to-point systems (P2P): the peak power spectral density (PPSD) <math>\leq 30</math> dBm/500kHz.</li> </ul>
<p><b>PPSD</b> = peak power spectral density that he same method as used to determine the conducted output power shall be used to determine the power spectral density. And power spectral density in dBm/MHz  <b><math>G_{TX}</math></b> = the maximum transmitting antenna directional gain in dBi.</p>	

#### 3.4.2 Measuring Instruments

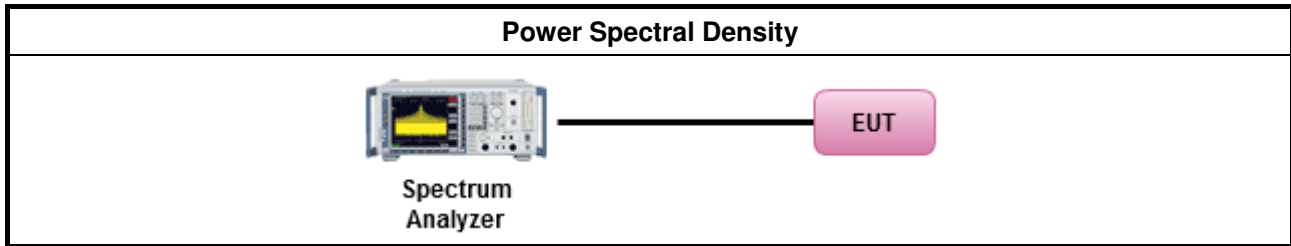
Refer a test equipment and calibration data table in this test report.

### 3.4.3 Test Procedures

Test Method	
<ul style="list-style-type: none"> <li>▪ Peak power spectral density procedures that the same method as used to determine the conducted output power shall be used to determine the peak power spectral density and use the peak search function on the spectrum analyzer to find the peak of the spectrum. For the peak power spectral density shall be measured using below options:</li> </ul>	
	<input type="checkbox"/> Refer as FCC KDB 789033, F5) power spectral density can be measured using resolution bandwidths < 1 MHz provided that the results are integrated over 1 MHz bandwidth
[duty cycle ≥ 98% or external video / power trigger]	
	<input checked="" type="checkbox"/> Refer as FCC KDB 789033, clause E Method SA-1 (spectral trace averaging).
	<input type="checkbox"/> Refer as FCC KDB 789033, clause E Method SA-1 Alt. (RMS detection with slow sweep speed)
duty cycle < 98% and average over on/off periods with duty factor	
	<input checked="" type="checkbox"/> Refer as FCC KDB 789033, clause E Method SA-2 (spectral trace averaging).
	<input type="checkbox"/> Refer as FCC KDB 789033, clause E Method SA-2 Alt. (RMS detection with slow sweep speed)
<ul style="list-style-type: none"> <li>▪ For conducted measurement.</li> </ul>	
<ul style="list-style-type: none"> <li>▪ If the EUT supports multiple transmit chains using options given below:</li> </ul>	
	<input checked="" type="checkbox"/> Option 1: Measure and sum the spectra across the outputs. Refer as FCC KDB 662911, In-band power spectral density (PSD). Sample all transmit ports simultaneously using a spectrum analyzer for each transmit port. Where the trace bin-by-bin of each transmit port summing can be performed. (i.e., in the first spectral bin of output 1 is summed with that in the first spectral bin of output 2 and that from the first spectral bin of output 3, and so on up to the NTX output to obtain the value for the first frequency bin of the summed spectrum.). Add up the amplitude (power) values for the different transmit chains and use this as the new data trace.
	<input type="checkbox"/> Option 2: Measure and sum spectral maxima across the outputs. With this technique, spectra are measured at each output of the device at the required resolution bandwidth. The maximum value (peak) of each spectrum is determined. These maximum values are then summed mathematically in linear power units across the outputs. These operations shall be performed separately over frequency spans that have different out-of-band or spurious emission limits,
	<input type="checkbox"/> Option 3: Measure and add 10 log(N) dB, where N is the number of transmit chains. Refer as FCC KDB 662911, In-band power spectral density (PSD). Performed at each transmit chains and each transmit chains shall be compared with the limit have been reduced with 10 log(N). Or each transmit chains shall be add 10 log(N) to compared with the limit.
<ul style="list-style-type: none"> <li>▪ If multiple transmit chains, EIRP PPSD calculation could be following as methods:  <math>PPSD_{total} = PPSD_1 + PPSD_2 + \dots + PPSD_n</math>            (calculated in linear unit [mW] and transfer to log unit [dBm])  <math>EIRP_{total} = PPSD_{total} + DG</math> </li> </ul>	



### 3.4.4 Test Setup



### 3.4.5 Test Result of Peak Power Spectral Density

Refer as Appendix D



### 3.5 Unwanted Emissions

#### 3.5.1 Transmitter Radiated Unwanted Emissions Limit

Unwanted emissions below 1 GHz and restricted band emissions above 1GHz limit			
Frequency Range (MHz)	Field Strength (uV/m)	Field Strength (dBuV/m)	Measure Distance (m)
0.009~0.490	2400/F(kHz)	48.5 - 13.8	300
0.490~1.705	24000/F(kHz)	33.8 - 23	30
1.705~30.0	30	29	30
30~88	100	40	3
88~216	150	43.5	3
216~960	200	46	3
Above 960	500	54	3

Note 1: Test distance for frequencies at or above 30 MHz, measurements may be performed at a distance other than the limit distance provided they are not performed in the near field and the emissions to be measured can be detected by the measurement equipment. When performing measurements at a distance other than that specified, the results shall be extrapolated to the specified distance using an extrapolation factor of 20 dB/decade (inverse of linear distance for field-strength measurements, inverse of linear distance-squared for power-density measurements).

Note 2: Test distance for frequencies at below 30 MHz, measurements may be performed at a distance closer than the EUT limit distance; however, an attempt should be made to avoid making measurements in the near field. When performing measurements below 30 MHz at a closer distance than the limit distance, the results shall be extrapolated to the specified distance by either making measurements at a minimum of two or more distances on at least one radial to determine the proper extrapolation factor or by using the square of an inverse linear distance extrapolation factor (40 dB/decade). The test report shall specify the extrapolation method used to determine compliance of the EUT.

Un-restricted band emissions above 1GHz Limit	
Operating Band	Limit
5.15 - 5.25 GHz	e.i.r.p. -27 dBm [68.2 dBuV/m@3m]
5.25 - 5.35 GHz	e.i.r.p. -27 dBm [68.2 dBuV/m@3m]
5.47 - 5.725 GHz	e.i.r.p. -27 dBm [68.2 dBuV/m@3m]
5.725 - 5.85 GHz	all emissions shall be limited to a level of -27 dBm/MHz at 75 MHz or more above or below the band edge increasing linearly to 10 dBm/MHz at 25 MHz above or below the band edge, and from 25 MHz above or below the band edge increasing linearly to a level of 15.6 dBm/MHz at 5 MHz above or below the band edge, and from 5 MHz above or below the band edge increasing linearly to a level of 27 dBm/MHz at the band edge.

Note 1: Measurements may be performed at a distance other than the limit distance provided they are not performed in the near field and the emissions to be measured can be detected by the measurement equipment. When performing measurements at a distance other than that specified, the results shall be extrapolated to the specified distance using an extrapolation factor of 20 dB/decade (inverse of linear distance for field-strength measurements, inverse of linear distance-squared for power-density measurements).



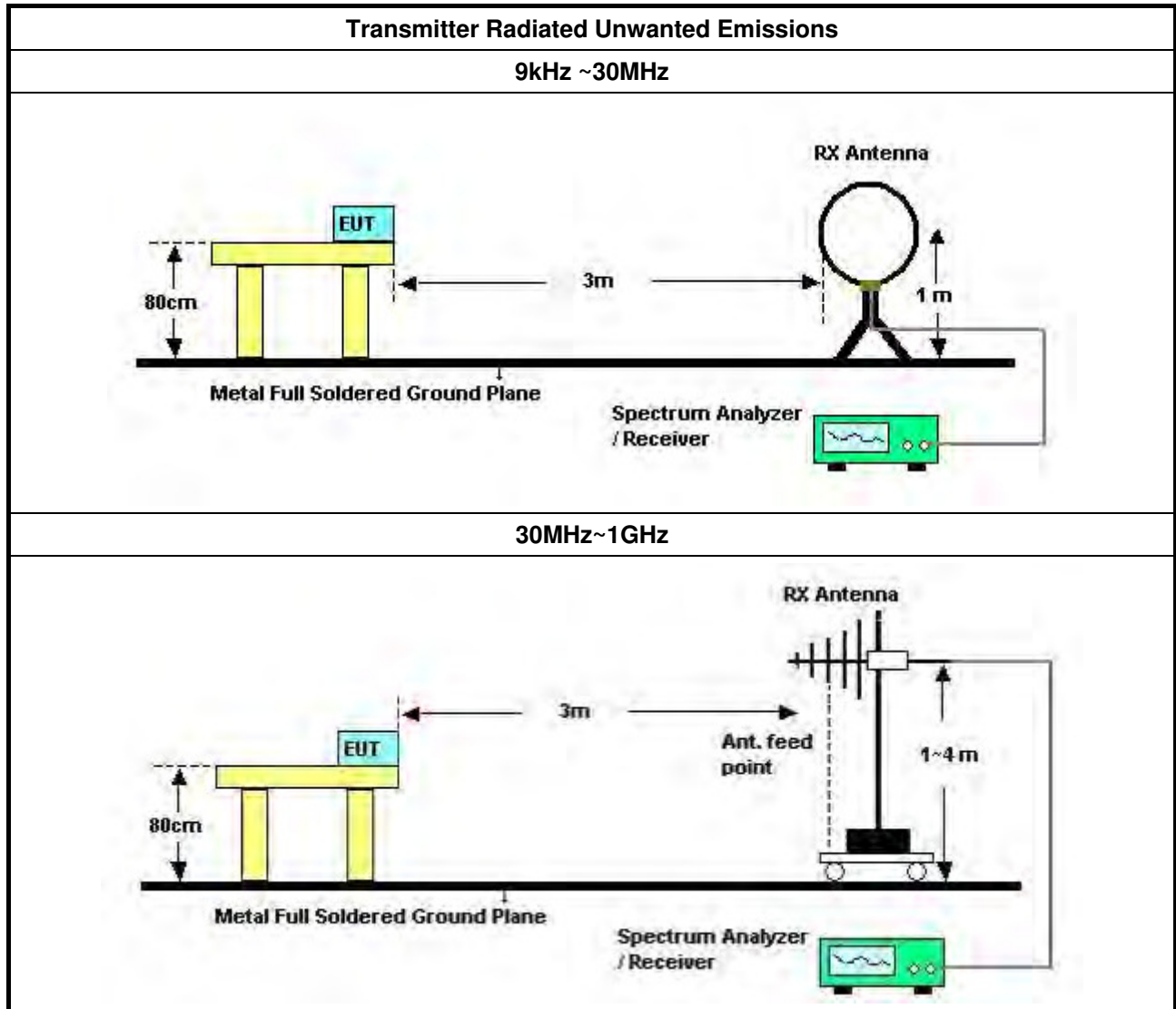
### 3.5.2 Measuring Instruments

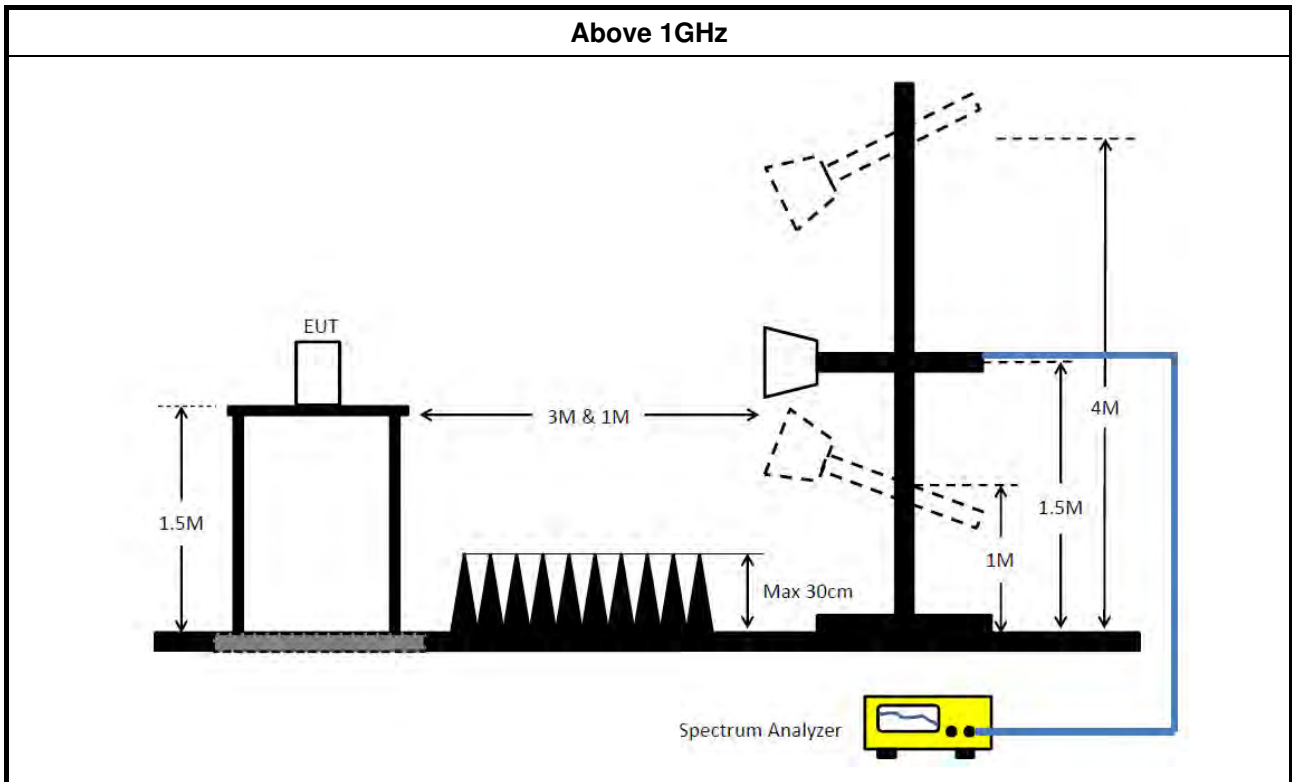
Refer a test equipment and calibration data table in this test report.

### 3.5.3 Test Procedures

Test Method	
	<ul style="list-style-type: none"> <li>▪ Measurements may be performed at a distance other than the limit distance provided they are not performed in the near field and the emissions to be measured can be detected by the measurement equipment. Measurements shall not be performed at a distance greater than 30 m for frequencies above 30 MHz, unless it can be further demonstrated that measurements at a distance of 30 m or less are impractical. When performing measurements at a distance other than that specified, the results shall be extrapolated to the specified distance using an extrapolation factor of 20 dB/decade (inverse of linear distance for field-strength measurements, inverse of linear distance-squared for power-density measurements).</li> </ul>
	<ul style="list-style-type: none"> <li>▪ The average emission levels shall be measured in [duty cycle <math>\geq</math> 98 or duty factor].</li> </ul>
	<ul style="list-style-type: none"> <li>▪ For the transmitter unwanted emissions shall be measured using following options below:               <ul style="list-style-type: none"> <li>▪ Refer as FCC KDB 789033, clause H)2) for unwanted emissions into non-restricted bands.</li> <li>▪ Refer as FCC KDB 789033, clause H)1) for unwanted emissions into restricted bands.                   <ul style="list-style-type: none"> <li><input type="checkbox"/> Refer as FCC KDB 789033, H)6) Method AD (Trace Averaging).</li> <li><input checked="" type="checkbox"/> Refer as FCC KDB 789033, H)6) Method VB (Reduced VBW).</li> <li><input type="checkbox"/> Refer as ANSI C63.10, clause 4.2.3.2.3 (Reduced VBW). VBW <math>\geq</math> 1/T, where T is pulse time.</li> <li><input type="checkbox"/> Refer as ANSI C63.10, clause 4.2.3.2.4 average value of pulsed emissions.</li> <li><input checked="" type="checkbox"/> Refer as FCC KDB 789033, clause H)5) measurement procedure peak limit.</li> <li><input type="checkbox"/> Refer as ANSI C63.10, clause 4.2.3.2.2 measurement procedure peak limit.</li> </ul> </li> </ul> </li> </ul>
	<ul style="list-style-type: none"> <li>▪ For radiated measurement.               <ul style="list-style-type: none"> <li>▪ Refer as ANSI C63.10, clause 6.4 for radiated emissions below 30 MHz and test distance is 3m.</li> <li>▪ Refer as ANSI C63.10, clause 6.5 for radiated emissions 30 MHz to 1 GHz and test distance is 3m.</li> <li>▪ Refer as ANSI C63.10, clause 6.6 for radiated emissions above 1GHz.</li> </ul> </li> </ul>
	<ul style="list-style-type: none"> <li>▪ The any unwanted emissions level shall not exceed the fundamental emission level.</li> </ul>
	<ul style="list-style-type: none"> <li>▪ All amplitude of spurious emissions that are attenuated by more than 20 dB below the permissible value has no need to be reported.</li> </ul>

### 3.5.4 Test Setup





### 3.5.5 Transmitter Unwanted Emissions (Below 30MHz)

All amplitude of spurious emissions that are attenuated by more than 20 dB below the permissible value has no need to be reported.

### 3.5.6 Test Result of Transmitter Unwanted Emissions

Refer as Appendix E

### 3.6 Frequency Stability

#### 3.6.1 Frequency Stability Limit

Frequency Stability Limit
<b>UNII Devices</b>
<ul style="list-style-type: none"> <li>In-band emission is maintained within the band of operation under all conditions of normal operation as specified in the user's manual.</li> </ul>
<b>LE-LAN Devices</b>
<ul style="list-style-type: none"> <li>N/A</li> </ul>
<b>IEEE Std. 802.11</b>
<ul style="list-style-type: none"> <li>The transmitter center frequency tolerance shall be <math>\pm 20</math> ppm maximum for the 5 GHz band and <math>\pm 25</math> ppm maximum for the 2.4 GHz band.</li> </ul>

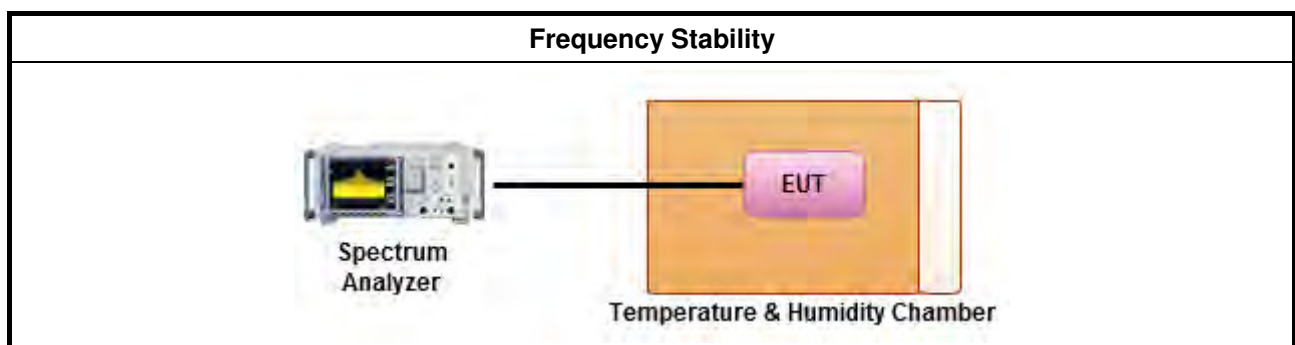
#### 3.6.2 Measuring Instruments

Refer a test equipment and calibration data table in this test report.

#### 3.6.3 Test Procedures

Test Method
<ul style="list-style-type: none"> <li>Refer as ANSI C63.10, clause 6.8 for frequency stability tests</li> </ul>
<ul style="list-style-type: none"> <li>Frequency stability with respect to ambient temperature</li> </ul>
<ul style="list-style-type: none"> <li>Frequency stability when varying supply voltage</li> </ul>
<ul style="list-style-type: none"> <li>Extreme temperature is <math>-30^{\circ}\text{C}\sim 50^{\circ}\text{C}</math>.</li> </ul>

#### 3.6.4 Test Setup



#### 3.6.5 Test Result of Frequency Stability

Refer as Appendix F



## 4 Test Equipment and Calibration Data

Instrument	Manufacturer	Model No.	Serial No.	Characteristics	Calibration Date	Remark
EMI Receiver	Agilent	N9038A	My52260123	9kHz ~ 8.45GHz	Jan. 23, 2017	Conduction (CO01-CB)
LISN	F.C.C.	FCC-LISN-50-16-2	04083	150kHz ~ 100MHz	Dec. 14, 2016	Conduction (CO01-CB)
LISN	Schwarzbeck	NSLK 8127	8127647	9kHz ~ 30MHz	Dec. 21, 2016	Conduction (CO01-CB)
COND Cable	Woken	Cable	01	150kHz ~ 30MHz	May 24, 2016	Conduction (CO01-CB)
Software	Audix	E3	6.120210n	-	N.C.R.	Conduction (CO01-CB)
BILOG ANTENNA with 6dB Attenuator	TESEQ & EMCI	CBL6112D & -6-06	37880 & AT-N0609	20MHz ~ 2GHz	Aug. 30, 2016	Radiation (03CH01-CB)
Loop Antenna	Teseq	HLA 6120	24155	9kHz - 30 MHz	Mar. 16, 2016*	Radiation (03CH01-CB)
Horn Antenna	EMCO	3115	00075790	750MHz ~ 18GHz	Nov. 10, 2016	Radiation (03CH01-CB)
Horn Antenna	Schwarzbeck	BBHA 9170	BBHA9170252	15GHz ~ 40GHz	Jul. 25, 2016	Radiation (03CH01-CB)
Pre-Amplifier	Agilent	8447D	2944A10991	0.1MHz ~ 1.3GHz	Mar. 13, 2017	Radiation (03CH01-CB)
Pre-Amplifier	Agilent	8449B	3008A02310	1GHz ~ 26.5GHz	Jan. 18, 2016	Radiation (03CH01-CB)
Pre-Amplifier	Agilent	8449B	3008A02310	1GHz ~ 26.5GHz	Jan. 16, 2017	Radiation (03CH01-CB)
Pre-Amplifier	MITEQ	TTA1840-35-HG	1864479	18GHz ~ 40GHz	Jun. 28, 2016	Radiation (03CH01-CB)
Spectrum Analyzer	R&S	FSP40	100056	9kHz ~ 40GHz	Nov. 21, 2016	Radiation (03CH01-CB)
EMI Test	R&S	ESCS	100355	9kHz ~ 2.75GHz	May 16, 2016	Radiation (03CH01-CB)
RF Cable-low	Woken	Low Cable-16+17	N/A	30 MHz ~ 1 GHz	Oct. 24, 2016	Radiation (03CH01-CB)
RF Cable-high	Woken	High Cable-16	N/A	1 GHz ~ 18 GHz	Oct. 24, 2016	Radiation (03CH01-CB)
RF Cable-high	Woken	High Cable-16+17	N/A	1 GHz ~ 18 GHz	Oct. 24, 2016	Radiation (03CH01-CB)
RF Cable-high	Woken	High Cable-40G#1	N/A	18GHz ~ 40 GHz	Oct. 24, 2016	Radiation (03CH01-CB)



Instrument	Manufacturer	Model No.	Serial No.	Characteristics	Calibration Date	Remark
RF Cable-high	Woken	High Cable-40G#2	N/A	18GHz ~ 40 GHz	Oct. 24, 2016	Radiation (03CH01-CB)
Test Software	Audix	E3	6.2009-10-7	N/A	N/A	Radiation (03CH01-CB)
Spectrum analyzer	R&S	FSV40	100979	9kHz~40GHz	Dec. 26, 2016	Conducted (TH01-CB)
Temp. and Humidity Chamber	Ten Billion	TTH-D3SP	TBN-931011	-30~100 degree	Jun. 03, 2016	Conducted (TH01-CB)
RF Cable-high	Woken	RG402	High Cable-6	1 GHz – 26.5 GHz	Oct. 24, 2016	Conducted (TH01-CB)
RF Cable-high	Woken	RG402	High Cable-7	1 GHz –26.5 GHz	Oct. 24, 2016	Conducted (TH01-CB)
RF Cable-high	Woken	RG402	High Cable-8	1 GHz –26.5 GHz	Oct. 24, 2016	Conducted (TH01-CB)
RF Cable-high	Woken	RG402	High Cable-9	1 GHz –26.5 GHz	Oct. 24, 2016	Conducted (TH01-CB)
RF Cable-high	Woken	RG402	High Cable-10	1 GHz –26.5 GHz	Oct. 24, 2016	Conducted (TH01-CB)
Power Sensor	Agilent	U2021XA	MY53410001	50MHz~18GHz	Nov. 22, 2016	Conducted (TH01-CB)

Note: Calibration Interval of instruments listed above is one year.

“\*\*” Calibration Interval of instruments listed above is two years.

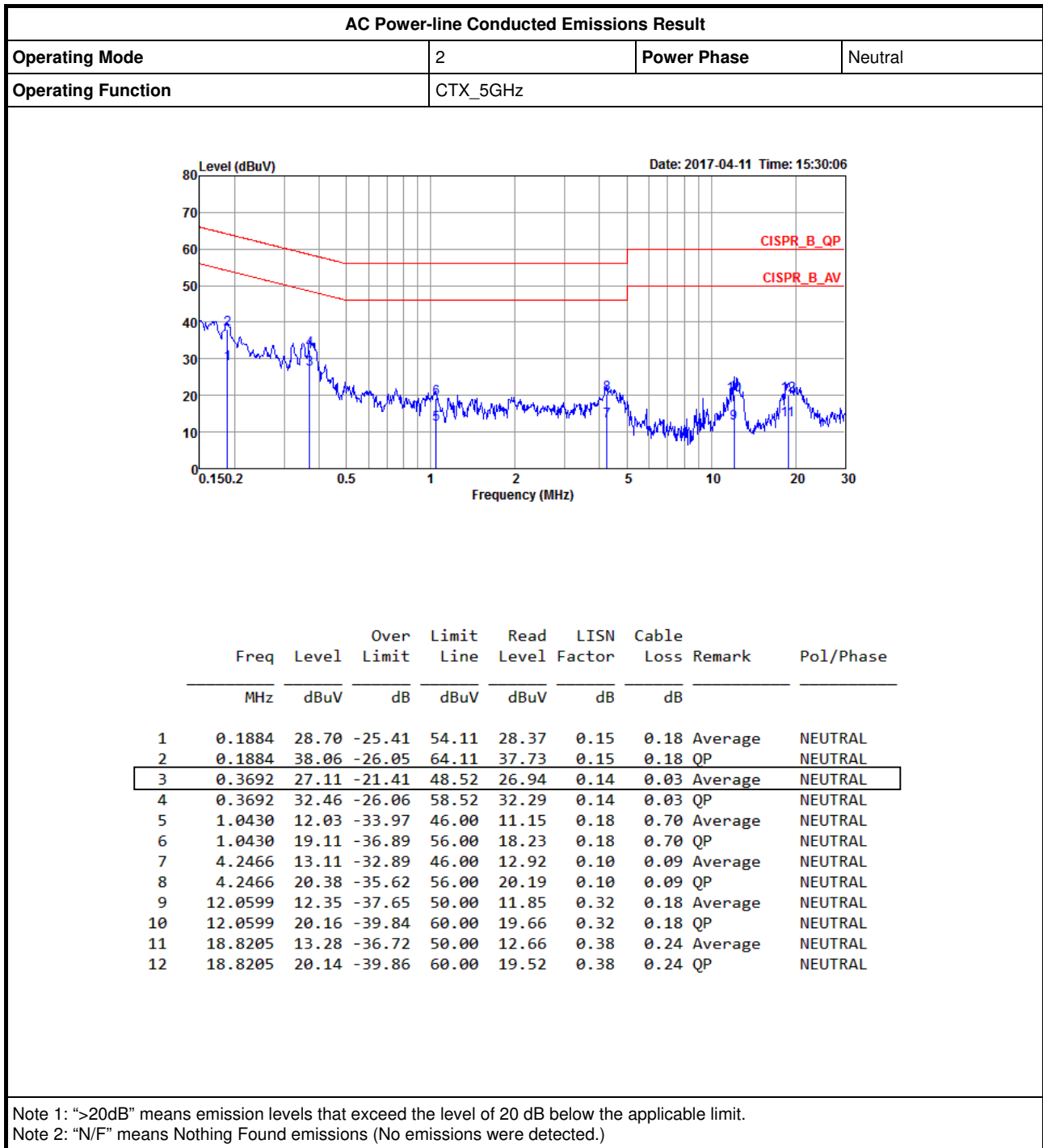
N.C.R. means Non-Calibration required.





# AC Power-line Conducted Emissions Result

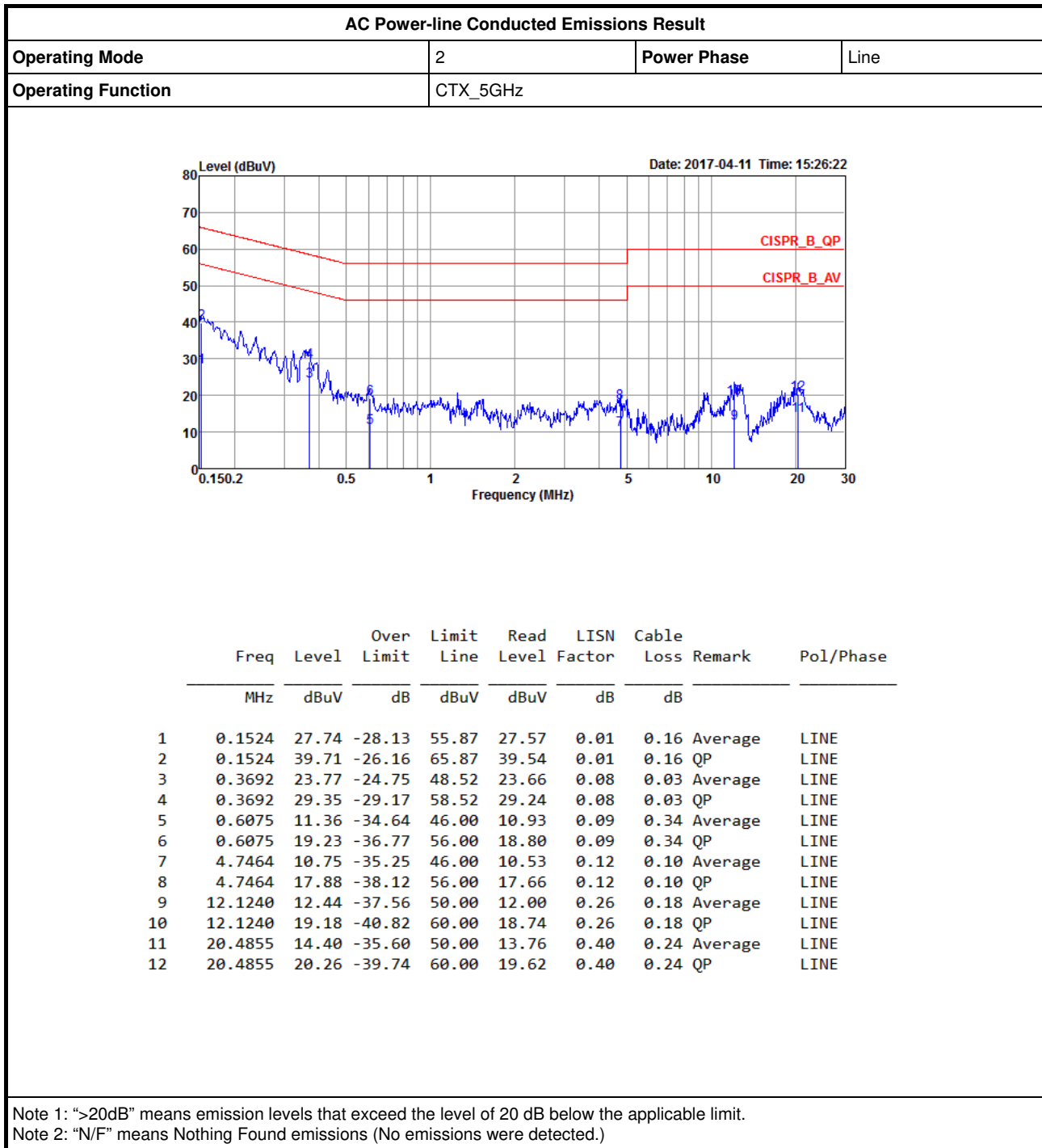
Appendix A





# AC Power-line Conducted Emissions Result

Appendix A





**Summary**

Mode	Max-N dB (Hz)	Max-OBW (Hz)	ITU-Code	Min-N dB (Hz)	Min-OBW (Hz)
802.11a_(6Mbps)_3TX	-	-	-	-	-
5.15-5.25GHz	19.975M	16.442M	16M4D1D	19.6M	16.317M
5.725-5.85GHz	15.45M	16.417M	16M4D1D	14.45M	16.367M
802.11ac VHT20_Nss1,(MCS0)_3TX	-	-	-	-	-
5.15-5.25GHz	20.7M	17.591M	17M6D1D	19.925M	17.516M
5.725-5.85GHz	15.125M	17.616M	17M6D1D	15.05M	17.566M
802.11ac VHT40_Nss1,(MCS0)_3TX	-	-	-	-	-
5.15-5.25GHz	40.75M	36.032M	36M0D1D	40.45M	35.832M
5.725-5.85GHz	35.1M	36.082M	36M1D1D	35.05M	35.832M
802.11ac VHT80_Nss1,(MCS0)_3TX	-	-	-	-	-
5.15-5.25GHz	81.1M	75.362M	75M4D1D	79.9M	74.963M
5.725-5.85GHz	73.8M	74.963M	75M0D1D	70M	74.763M
802.11ac VHT20-BF_Nss1,(MCS0)_3TX	-	-	-	-	-
5.15-5.25GHz	20.625M	17.566M	17M6D1D	20M	17.516M
5.725-5.85GHz	15.125M	17.716M	17M7D1D	15.075M	17.616M
802.11ac VHT40-BF_Nss1,(MCS0)_3TX	-	-	-	-	-
5.15-5.25GHz	40.6M	36.032M	36M0D1D	40.3M	35.832M
5.725-5.85GHz	35.1M	36.332M	36M3D1D	35.05M	36.082M
802.11ac VHT80-BF_Nss1,(MCS0)_3TX	-	-	-	-	-
5.15-5.25GHz	80.9M	75.162M	75M2D1D	79.8M	75.162M
5.725-5.85GHz	75M	74.963M	75M0D1D	65M	74.963M

**Max-N dB** = Maximum 6dB down bandwidth for 5.725-5.85GHz band / Maximum 26dB down bandwidth for other band;

**Max-OBW** = Maximum 99% occupied bandwidth;

**Min-N dB** = Minimum 6dB down bandwidth for 5.725-5.85GHz band / Maximum 26dB down bandwidth for other band;

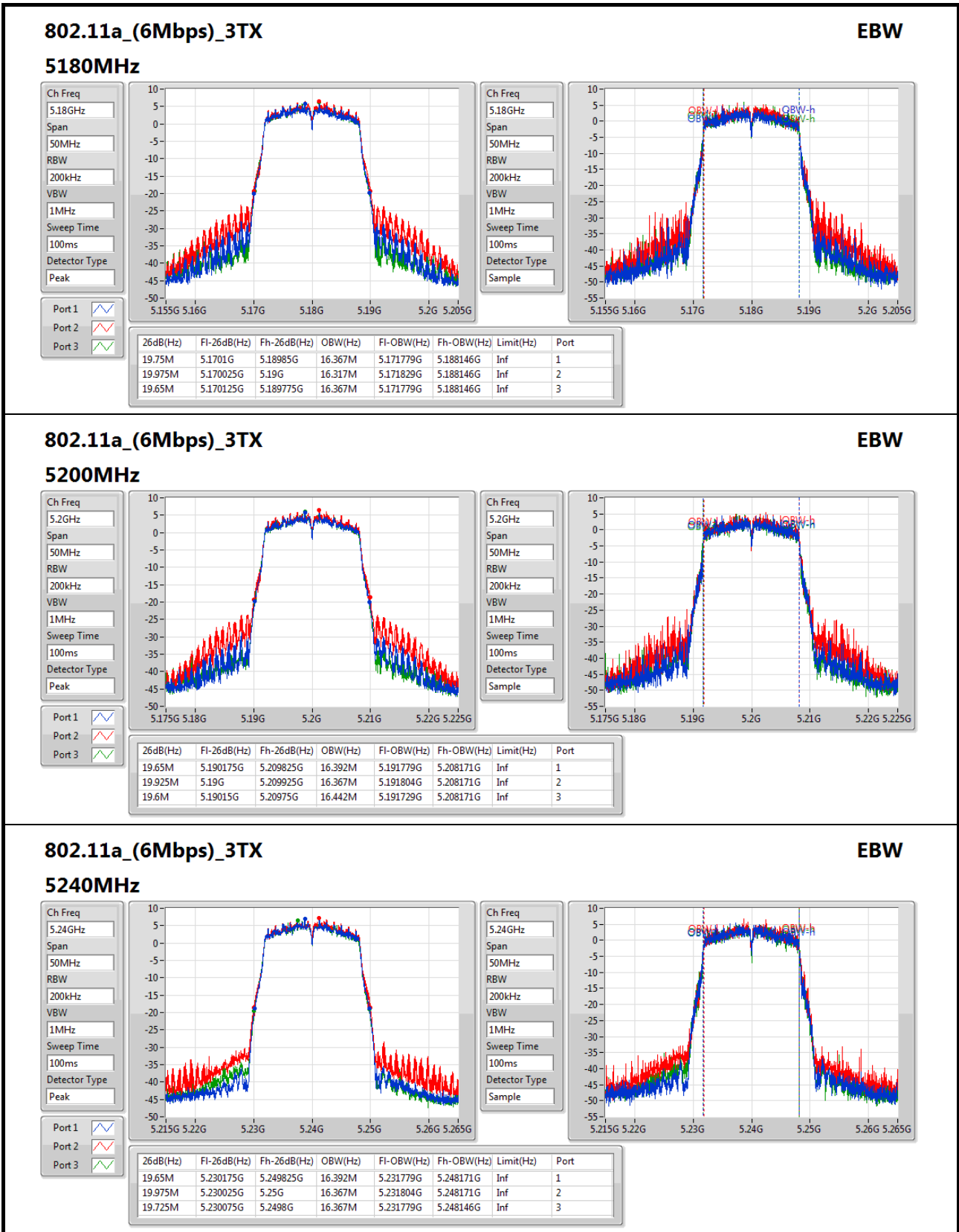
**Min-OBW** = Minimum 99% occupied bandwidth;

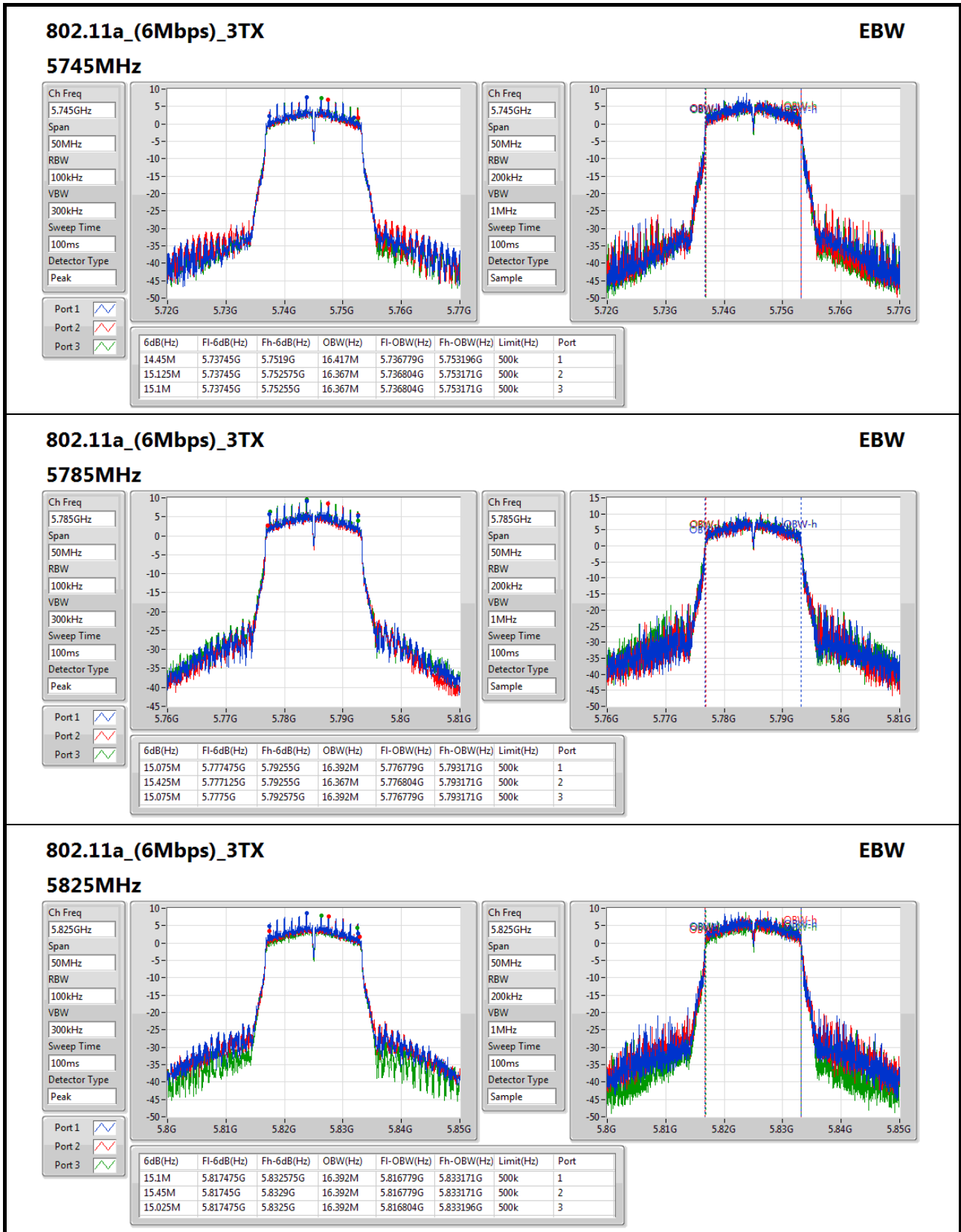


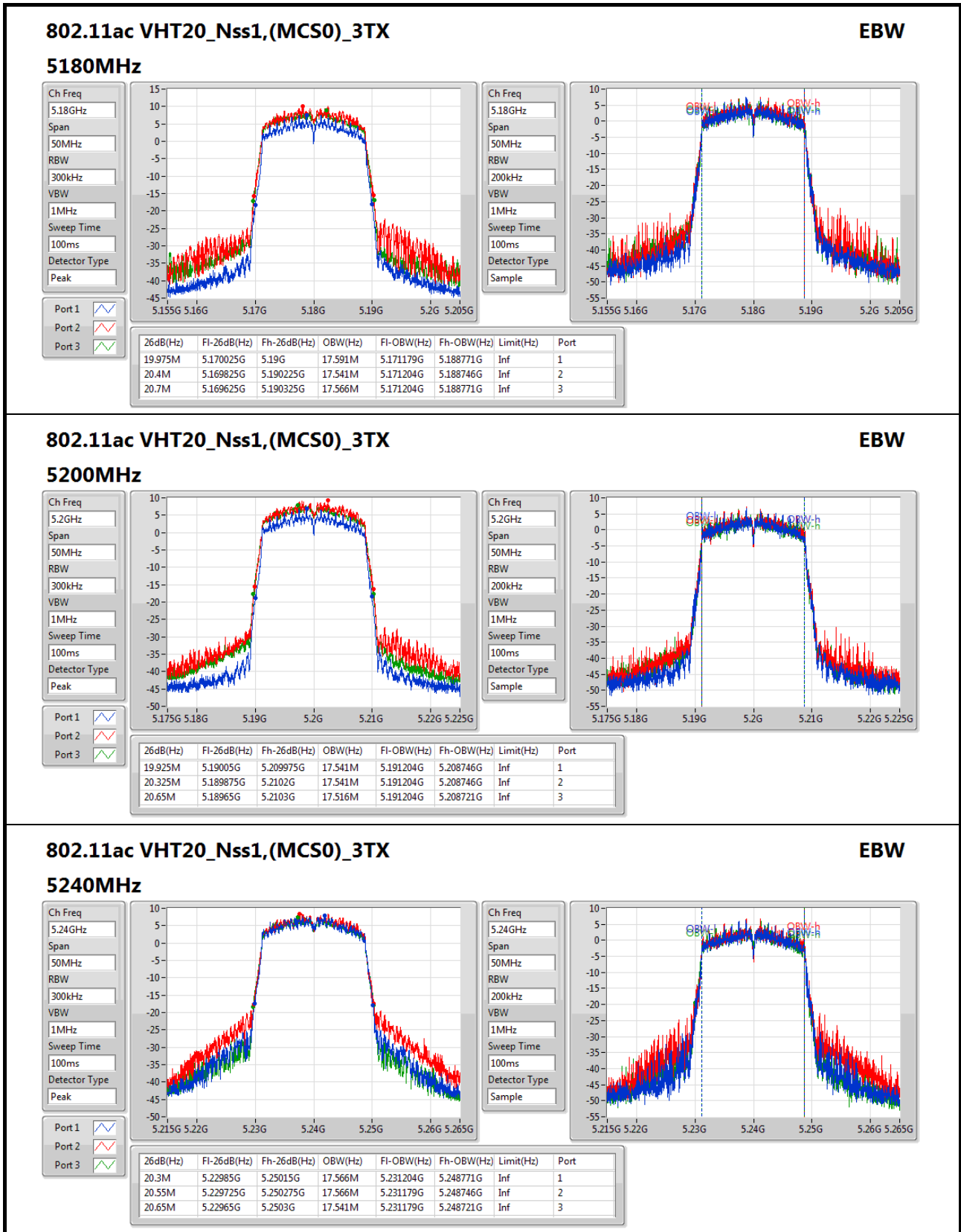
**Result**

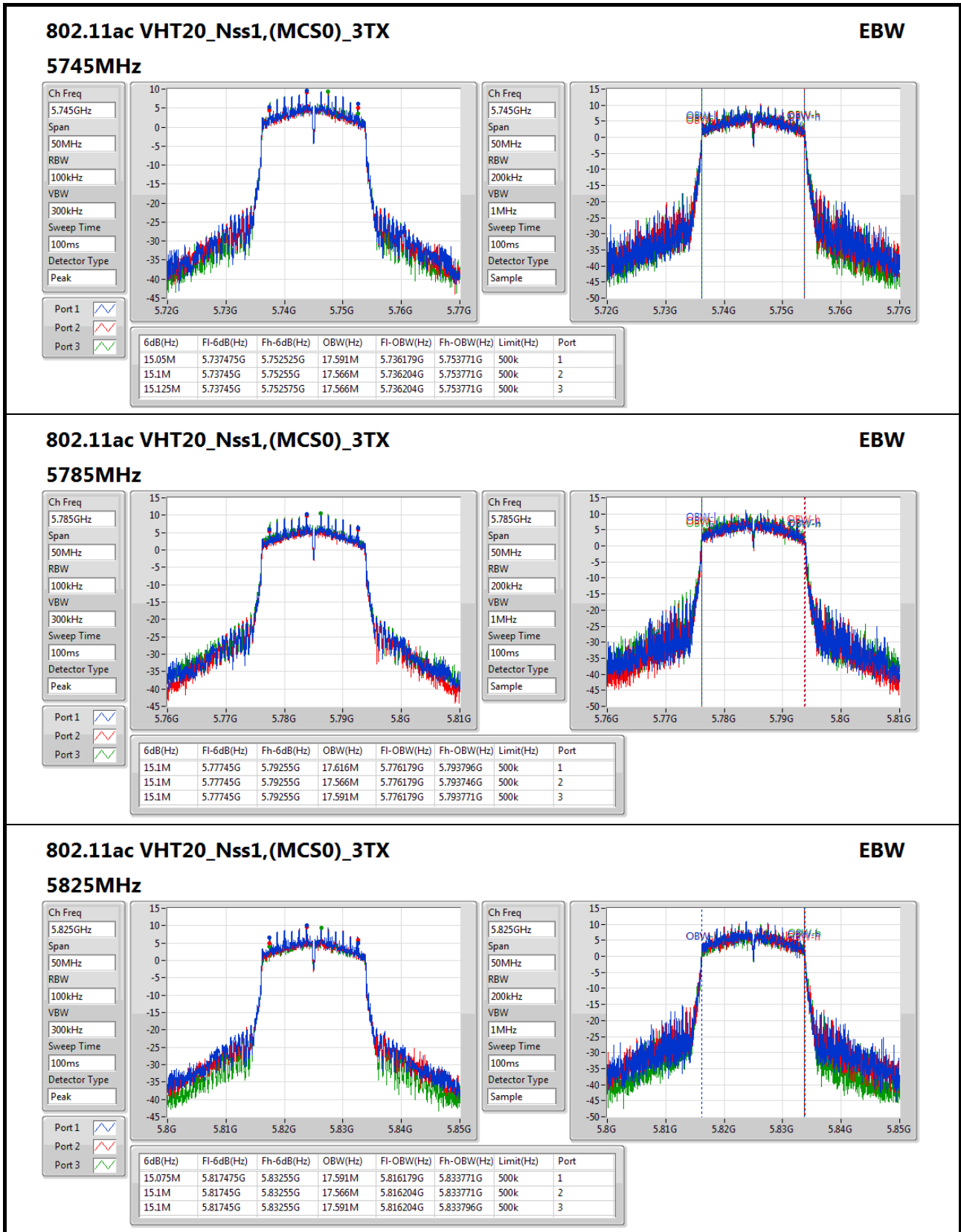
Mode	Result	Limit (Hz)	Port 1-N dB (Hz)	Port 1-OBW (Hz)	Port 2-N dB (Hz)	Port 2-OBW (Hz)	Port 3-N dB (Hz)	Port 3-OBW (Hz)
802.11a_(6Mbps)_3TX	-	-	-	-	-	-	-	-
5180MHz	Pass	Inf	19.75M	16.367M	19.975M	16.317M	19.65M	16.367M
5200MHz	Pass	Inf	19.65M	16.392M	19.925M	16.367M	19.6M	16.442M
5240MHz	Pass	Inf	19.65M	16.392M	19.975M	16.367M	19.725M	16.367M
5745MHz	Pass	500k	14.45M	16.417M	15.125M	16.367M	15.1M	16.367M
5785MHz	Pass	500k	15.075M	16.392M	15.425M	16.367M	15.075M	16.392M
5825MHz	Pass	500k	15.1M	16.392M	15.45M	16.392M	15.025M	16.392M
802.11ac VHT20_Nss1,(MCS0)_3TX	-	-	-	-	-	-	-	-
5180MHz	Pass	Inf	19.975M	17.591M	20.4M	17.541M	20.7M	17.566M
5200MHz	Pass	Inf	19.925M	17.541M	20.325M	17.541M	20.65M	17.516M
5240MHz	Pass	Inf	20.3M	17.566M	20.55M	17.566M	20.65M	17.541M
5745MHz	Pass	500k	15.05M	17.591M	15.1M	17.566M	15.125M	17.566M
5785MHz	Pass	500k	15.1M	17.616M	15.1M	17.566M	15.1M	17.591M
5825MHz	Pass	500k	15.075M	17.591M	15.1M	17.566M	15.1M	17.591M
802.11ac VHT40_Nss1,(MCS0)_3TX	-	-	-	-	-	-	-	-
5190MHz	Pass	Inf	40.55M	35.982M	40.7M	35.932M	40.6M	35.932M
5230MHz	Pass	Inf	40.5M	35.982M	40.75M	36.032M	40.45M	35.832M
5755MHz	Pass	500k	35.1M	36.082M	35.05M	35.932M	35.1M	35.932M
5795MHz	Pass	500k	35.1M	35.832M	35.1M	35.882M	35.1M	35.832M
802.11ac VHT80_Nss1,(MCS0)_3TX	-	-	-	-	-	-	-	-
5210MHz	Pass	Inf	79.9M	75.362M	80M	75.162M	81.1M	74.963M
5775MHz	Pass	500k	73.8M	74.963M	73.8M	74.863M	70M	74.763M
802.11ac VHT20-BF_Nss1,(MCS0)_3TX	-	-	-	-	-	-	-	-
5180MHz	Pass	Inf	20M	17.541M	20.475M	17.566M	20.5M	17.566M
5200MHz	Pass	Inf	20.55M	17.541M	20.475M	17.541M	20.625M	17.516M
5240MHz	Pass	Inf	20M	17.541M	20.375M	17.516M	20.5M	17.516M
5745MHz	Pass	500k	15.075M	17.666M	15.1M	17.666M	15.125M	17.666M
5785MHz	Pass	500k	15.1M	17.666M	15.125M	17.616M	15.125M	17.666M
5825MHz	Pass	500k	15.1M	17.716M	15.125M	17.641M	15.125M	17.641M
802.11ac VHT40-BF_Nss1,(MCS0)_3TX	-	-	-	-	-	-	-	-
5190MHz	Pass	Inf	40.55M	35.982M	40.3M	36.032M	40.35M	35.882M
5230MHz	Pass	Inf	40.5M	35.832M	40.55M	35.932M	40.6M	35.932M
5755MHz	Pass	500k	35.1M	36.132M	35.05M	36.132M	35.05M	36.082M
5795MHz	Pass	500k	35.1M	36.332M	35.1M	36.332M	35.1M	36.282M
802.11ac VHT80-BF_Nss1,(MCS0)_3TX	-	-	-	-	-	-	-	-
5210MHz	Pass	Inf	79.8M	75.162M	80M	75.162M	80.9M	75.162M
5775MHz	Pass	500k	75M	74.963M	72.5M	74.963M	65M	74.963M

**Port X-N dB** = Port X 6dB down bandwidth for 5.725-5.85GHz band / 26dB down bandwidth for other band  
**Port X-OBW** = Port X 99% occupied bandwidth;

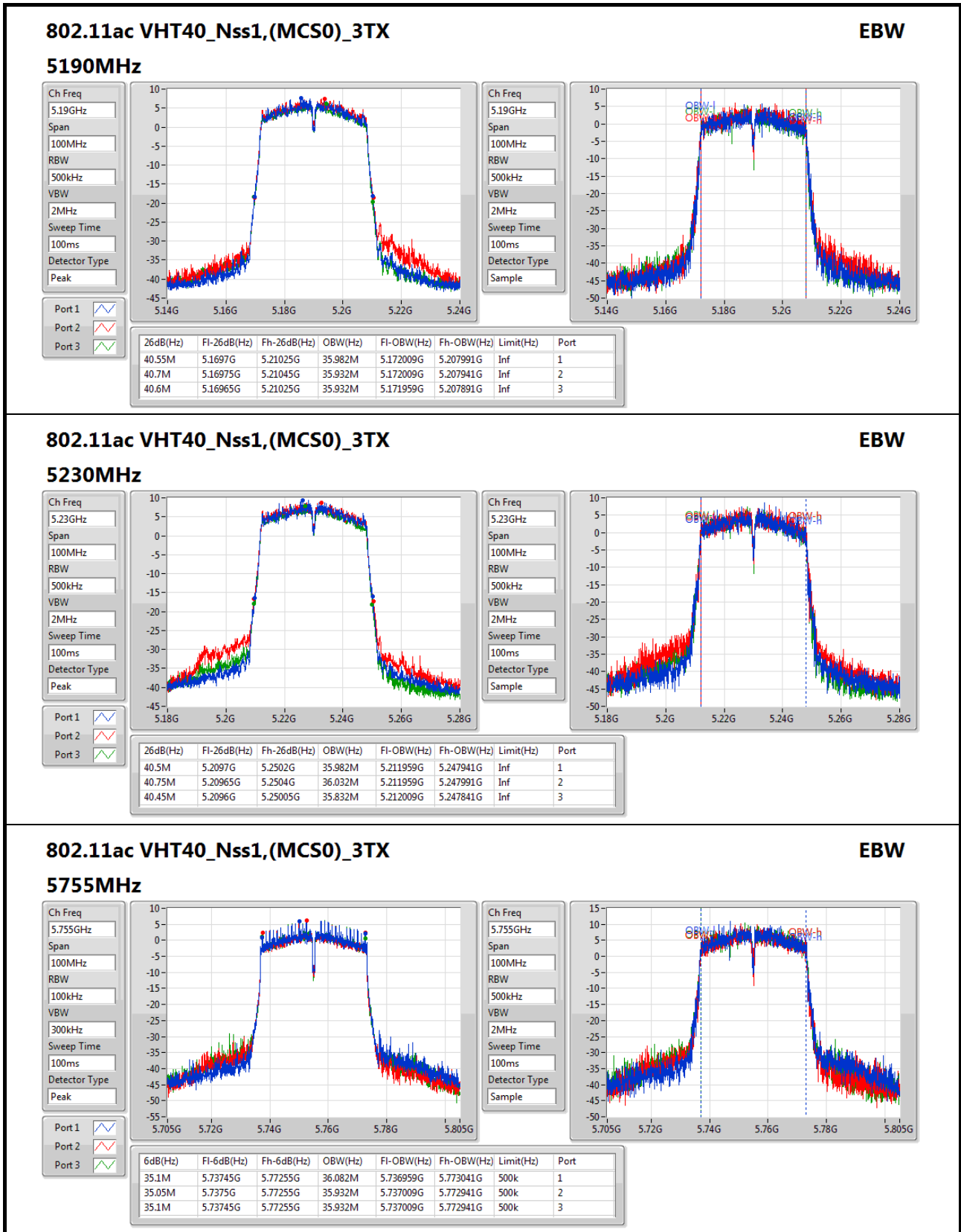


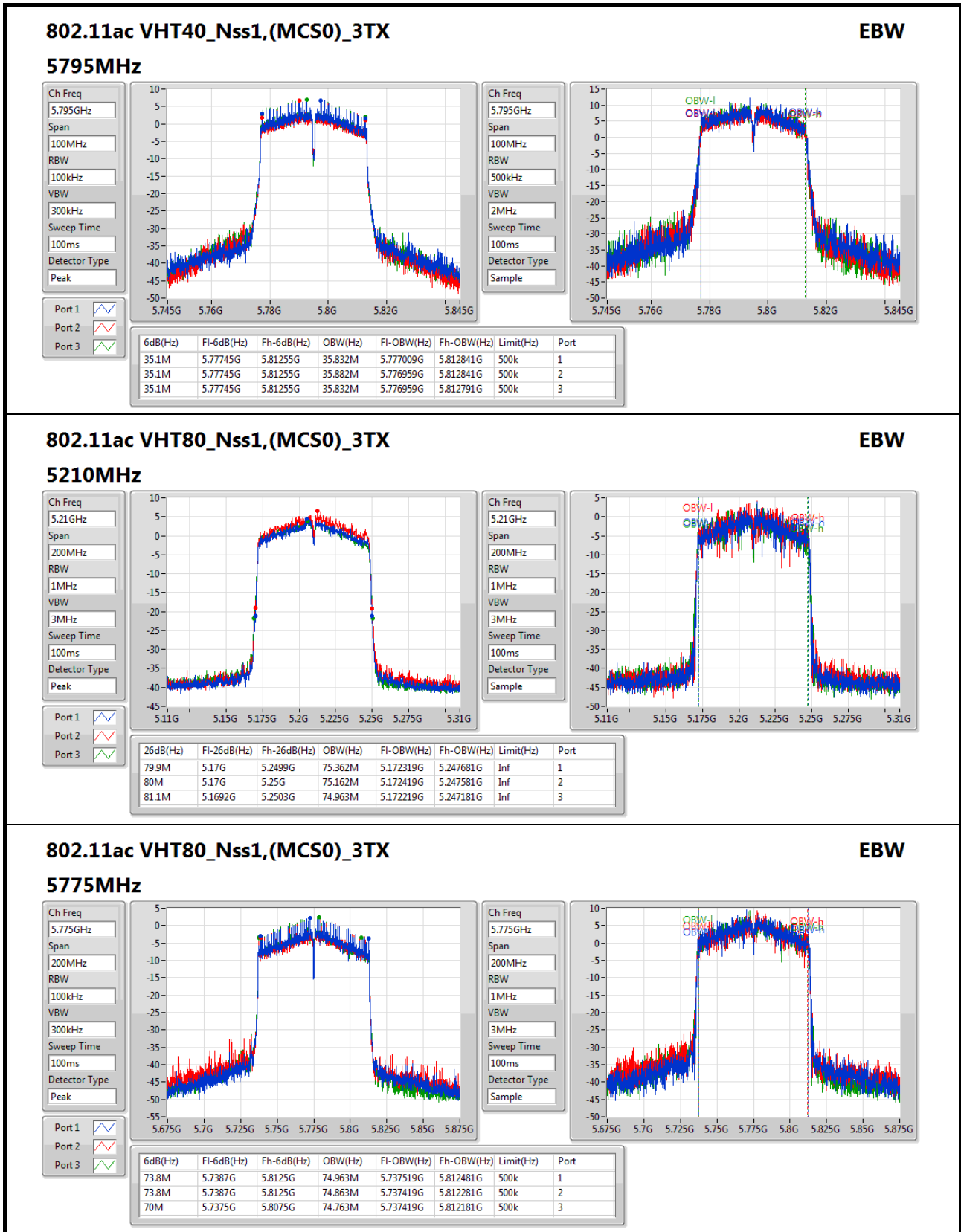


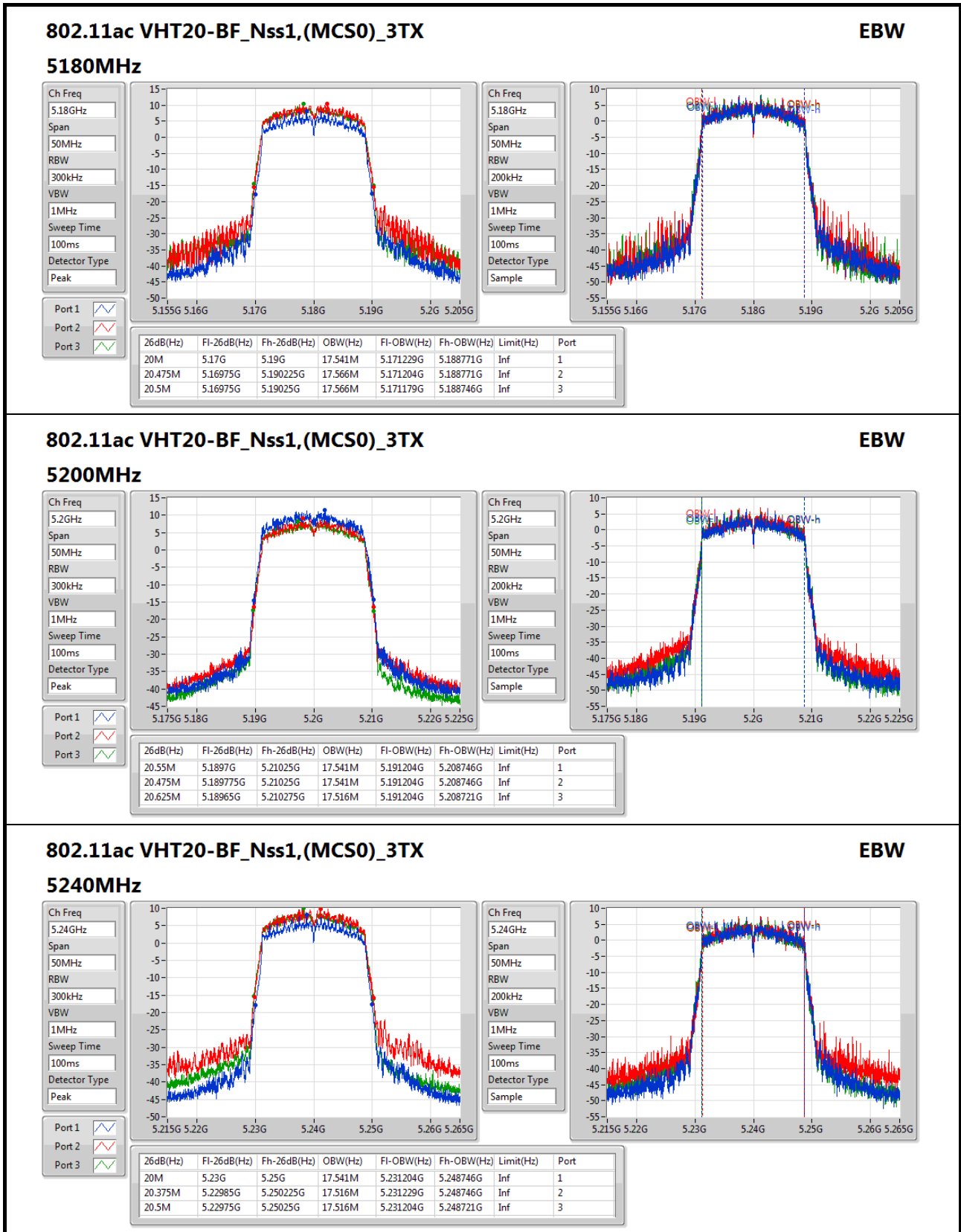


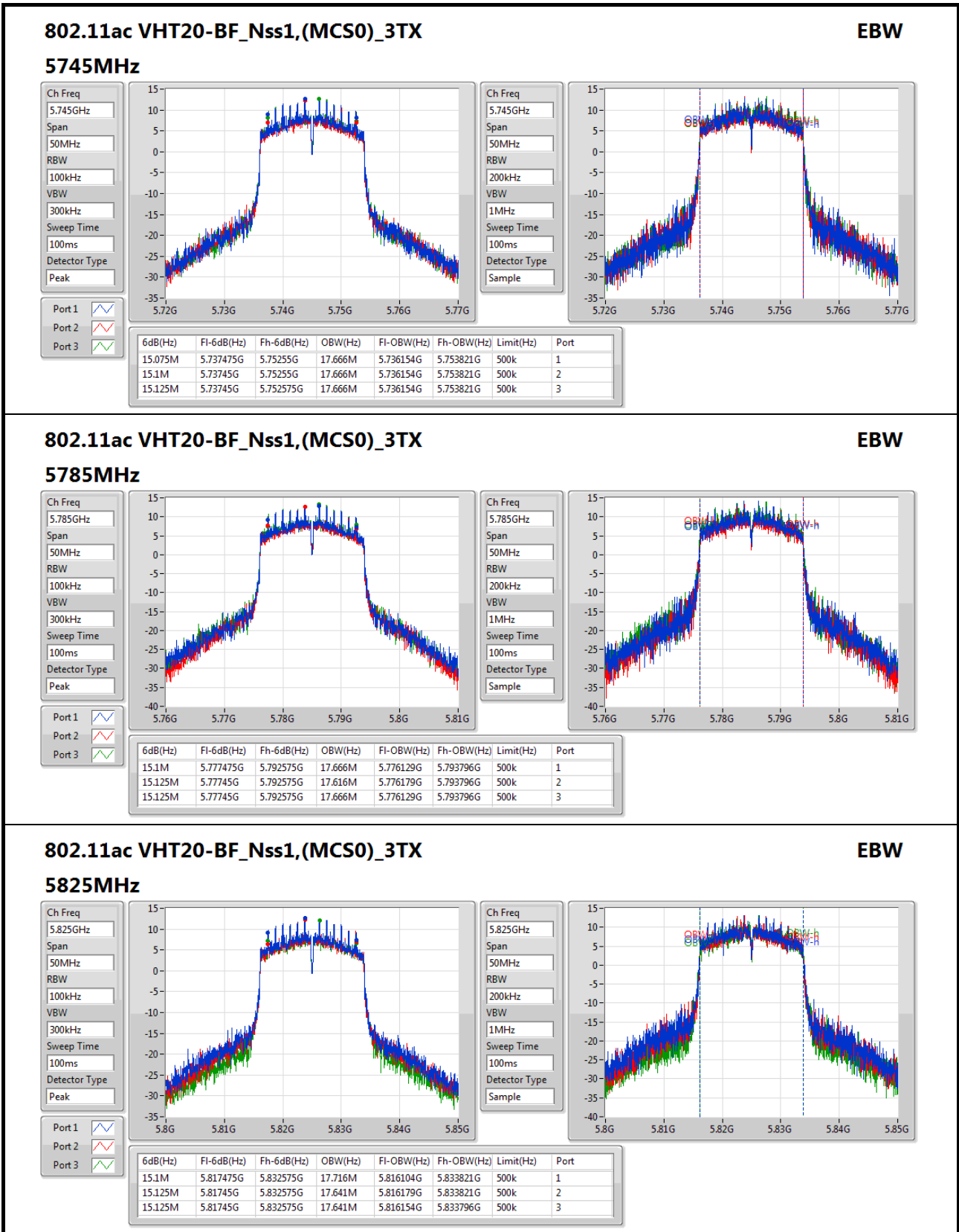


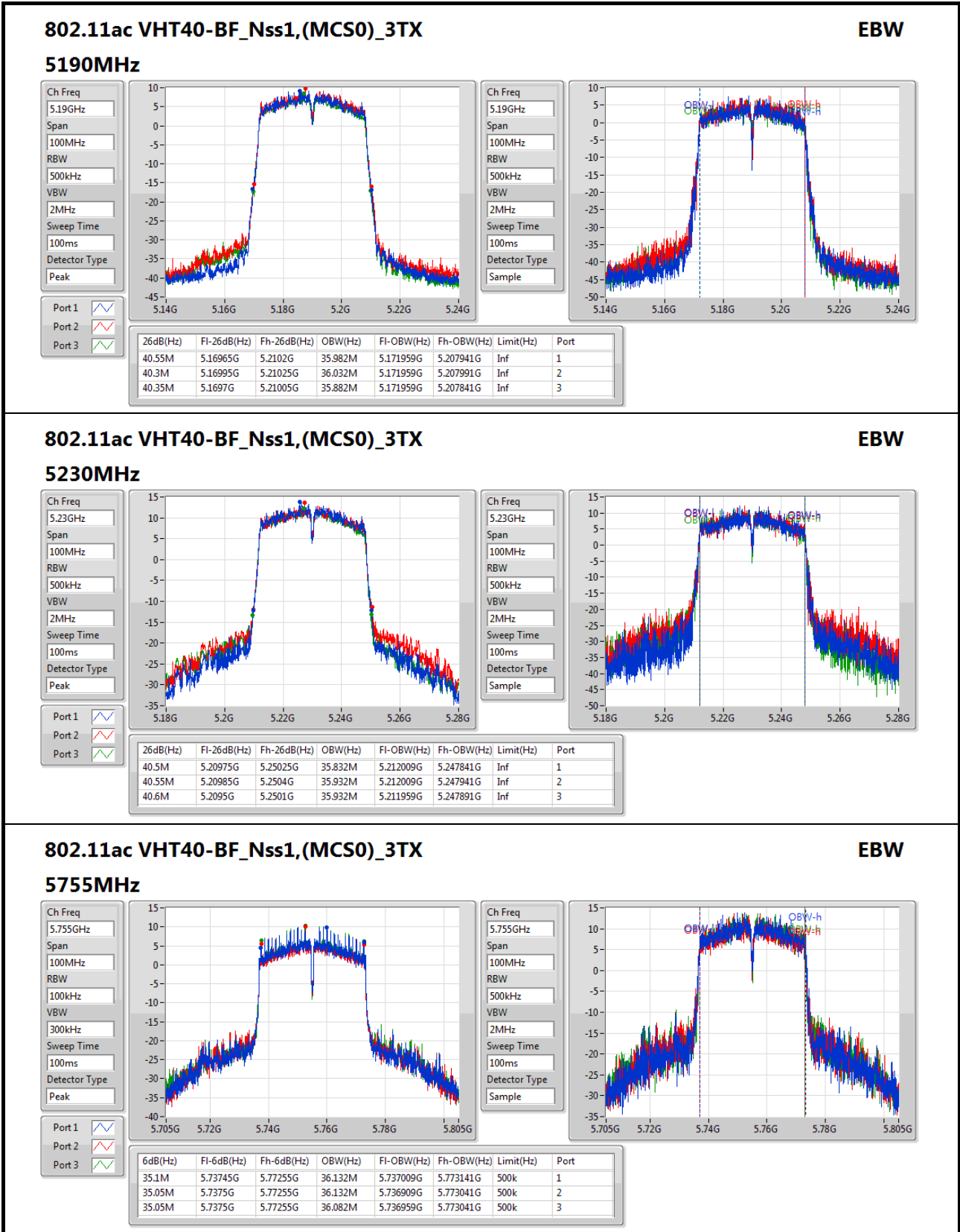


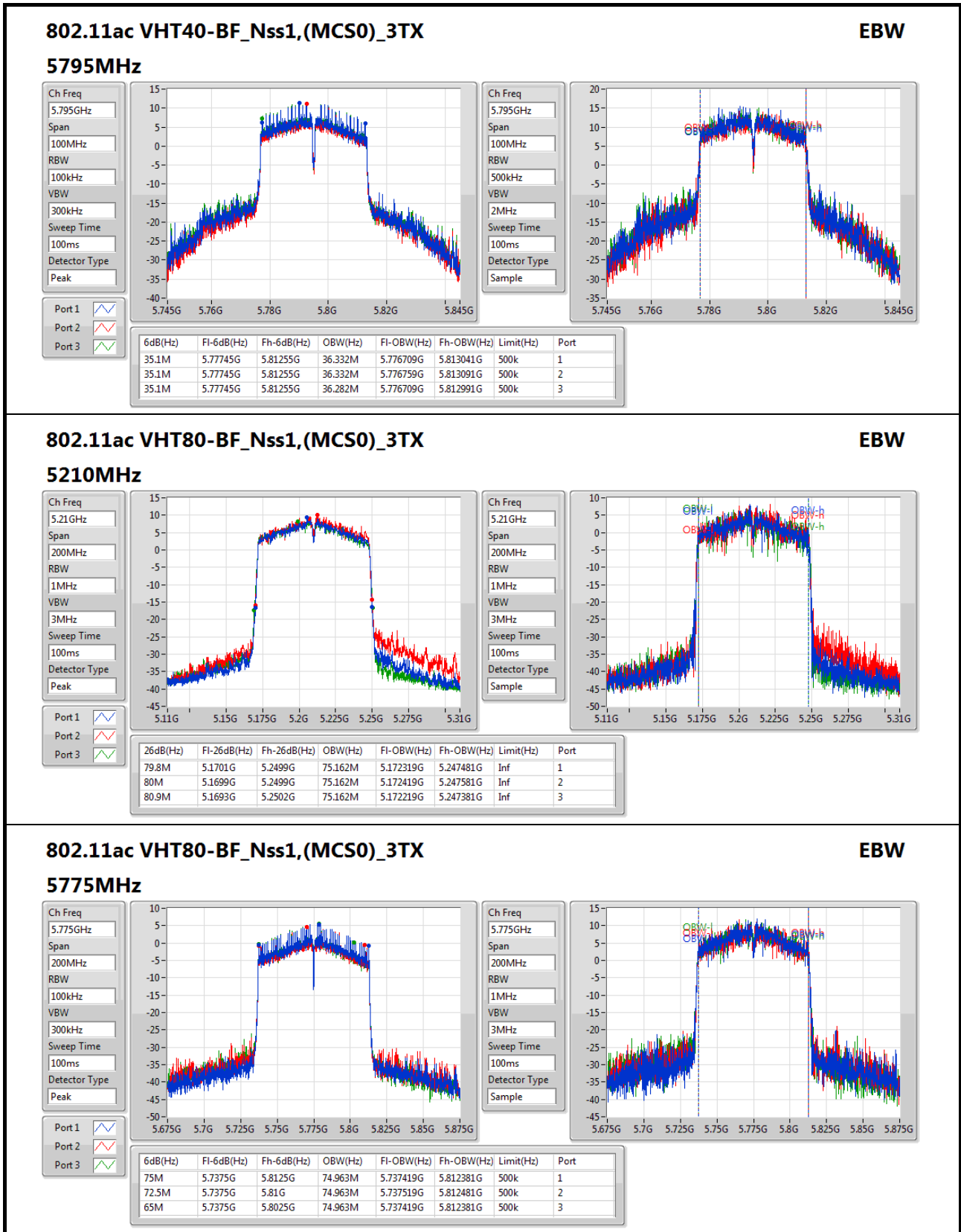














**Summary**

Mode	Total Power (dBm)	Total Power (W)	EIRP (dBm)	EIRP (W)
802.11a_(6Mbps)_3TX	-	-	-	-
5.15-5.25GHz	22.01	0.15885	25.06	0.32063
5.725-5.85GHz	24.87	0.30690	29.07	0.80724
802.11ac VHT20_Nss1,(MCS0)_3TX	-	-	-	-
5.15-5.25GHz	22.31	0.17022	25.36	0.34356
5.725-5.85GHz	25.28	0.33729	29.48	0.88716
802.11ac VHT40_Nss1,(MCS0)_3TX	-	-	-	-
5.15-5.25GHz	22.94	0.19679	25.99	0.39719
5.725-5.85GHz	24.79	0.30130	28.99	0.79250
802.11ac VHT80_Nss1,(MCS0)_3TX	-	-	-	-
5.15-5.25GHz	18.14	0.06516	21.19	0.13152
5.725-5.85GHz	23.34	0.21577	27.54	0.56754
802.11ac VHT20-BF_Nss1,(MCS0)_3TX	-	-	-	-
5.15-5.25GHz	22.11	0.16255	29.93	0.98401
5.725-5.85GHz	25.34	0.34198	34.32	2.70396
802.11ac VHT40-BF_Nss1,(MCS0)_3TX	-	-	-	-
5.15-5.25GHz	23.65	0.23174	31.47	1.40281
5.725-5.85GHz	25.55	0.35892	34.52	2.83139
802.11ac VHT80-BF_Nss1,(MCS0)_3TX	-	-	-	-
5.15-5.25GHz	19.92	0.09817	27.75	0.59566
5.725-5.85GHz	21.55	0.14289	30.53	1.12980





**Result**

Mode	Result	DG (dBi)	Port 1 (dBm)	Port 2 (dBm)	Port 3 (dBm)	Total Power (dBm)	Power Limit (dBm)	EIRP (dBm)	EIRP Limit (dBm)
802.11a_(6Mbps)_3TX	-	-	-	-	-	-	-	-	-
5180MHz	Pass	3.05	16.14	16.02	16.7	21.07	30.00	24.12	36.00
5200MHz	Pass	3.05	16.17	16.12	16.74	21.12	30.00	24.17	36.00
5240MHz	Pass	3.05	17.09	17.16	17.46	22.01	30.00	25.06	36.00
5745MHz	Pass	4.20	18.61	18.41	18.71	23.35	30.00	27.55	36.00
5785MHz	Pass	4.20	20.31	20.03	19.96	24.87	30.00	29.07	36.00
5825MHz	Pass	4.20	19.34	19.58	19.63	24.29	30.00	28.49	36.00
802.11ac VHT20_Nss1,(MCS0)_3TX	-	-	-	-	-	-	-	-	-
5180MHz	Pass	3.05	17.57	17.11	17.90	22.31	30.00	25.36	36.00
5200MHz	Pass	3.05	16.61	16.41	17.15	21.51	30.00	24.56	36.00
5240MHz	Pass	3.05	15.79	15.88	16.56	20.86	30.00	23.91	36.00
5745MHz	Pass	4.20	20.37	20.34	20.33	25.12	30.00	29.32	36.00
5785MHz	Pass	4.20	20.39	20.38	20.37	25.15	30.00	29.35	36.00
5825MHz	Pass	4.20	20.66	20.37	20.48	25.28	30.00	29.48	36.00
802.11ac VHT40_Nss1,(MCS0)_3TX	-	-	-	-	-	-	-	-	-
5190MHz	Pass	3.05	16.98	16.28	16.51	21.37	30.00	24.42	36.00
5230MHz	Pass	3.05	18.27	18.01	18.23	22.94	30.00	25.99	36.00
5755MHz	Pass	4.20	20.02	20.02	19.84	24.73	30.00	28.93	36.00
5795MHz	Pass	4.20	20.08	20.16	19.82	24.79	30.00	28.99	36.00
802.11ac VHT80_Nss1,(MCS0)_3TX	-	-	-	-	-	-	-	-	-
5210MHz	Pass	3.05	13.17	13.39	13.55	18.14	30.00	21.19	36.00
5775MHz	Pass	4.20	18.82	18.08	18.78	23.34	30.00	27.54	36.00
802.11ac VHT20-BF_Nss1,(MCS0)_3TX	-	-	-	-	-	-	-	-	-
5180MHz	Pass	7.82	17.97	17.18	16.77	22.11	28.18	29.93	36.00
5200MHz	Pass	7.82	16.68	15.74	15.39	20.74	28.18	28.56	36.00
5240MHz	Pass	7.82	16.90	16.55	16.43	21.40	28.18	29.22	36.00
5745MHz	Pass	8.97	20.7	21.21	19.67	25.34	27.03	34.32	36.00
5785MHz	Pass	8.97	19.84	20.58	19.13	24.66	27.03	33.63	36.00
5825MHz	Pass	8.97	20.32	21.02	19.52	25.10	27.03	34.07	36.00
802.11ac VHT40-BF_Nss1,(MCS0)_3TX	-	-	-	-	-	-	-	-	-
5190MHz	Pass	7.82	15.02	14.92	14.82	19.69	28.18	27.51	36.00
5230MHz	Pass	7.82	19.01	18.91	18.70	23.65	28.18	31.47	36.00
5755MHz	Pass	8.97	19.34	20.12	19.85	24.55	27.03	33.52	36.00
5795MHz	Pass	8.97	20.58	21.03	20.70	25.55	27.03	34.52	36.00
802.11ac VHT80-BF_Nss1,(MCS0)_3TX	-	-	-	-	-	-	-	-	-
5210MHz	Pass	7.82	15.40	15.30	14.73	19.92	28.18	27.75	36.00
5775MHz	Pass	8.97	16.67	16.56	17.10	21.55	27.03	30.53	36.00

DG = Directional Gain; Port X = Port X output power





Summary

Mode	PD (dBm/RBW)	EIRP PD (dBm/RBW)
802.11a_(6Mbps)_3TX	-	-
5.15-5.25GHz	9.27	17.09
5.725-5.85GHz	11.44	20.41
802.11ac VHT20_Nss1,(MCS0)_3TX	-	-
5.15-5.25GHz	9.58	17.40
5.725-5.85GHz	11.85	20.82
802.11ac VHT40_Nss1,(MCS0)_3TX	-	-
5.15-5.25GHz	7.14	14.96
5.725-5.85GHz	8.97	17.94
802.11ac VHT80_Nss1,(MCS0)_3TX	-	-
5.15-5.25GHz	0.03	7.85
5.725-5.85GHz	4.33	13.30
802.11ac VHT20-BF_Nss1,(MCS0)_3TX	-	-
5.15-5.25GHz	8.89	16.71
5.725-5.85GHz	12.61	21.58
802.11ac VHT40-BF_Nss1,(MCS0)_3TX	-	-
5.15-5.25GHz	7.84	15.66
5.725-5.85GHz	9.57	18.54
802.11ac VHT80-BF_Nss1,(MCS0)_3TX	-	-
5.15-5.25GHz	0.57	8.39
5.725-5.85GHz	1.97	10.94

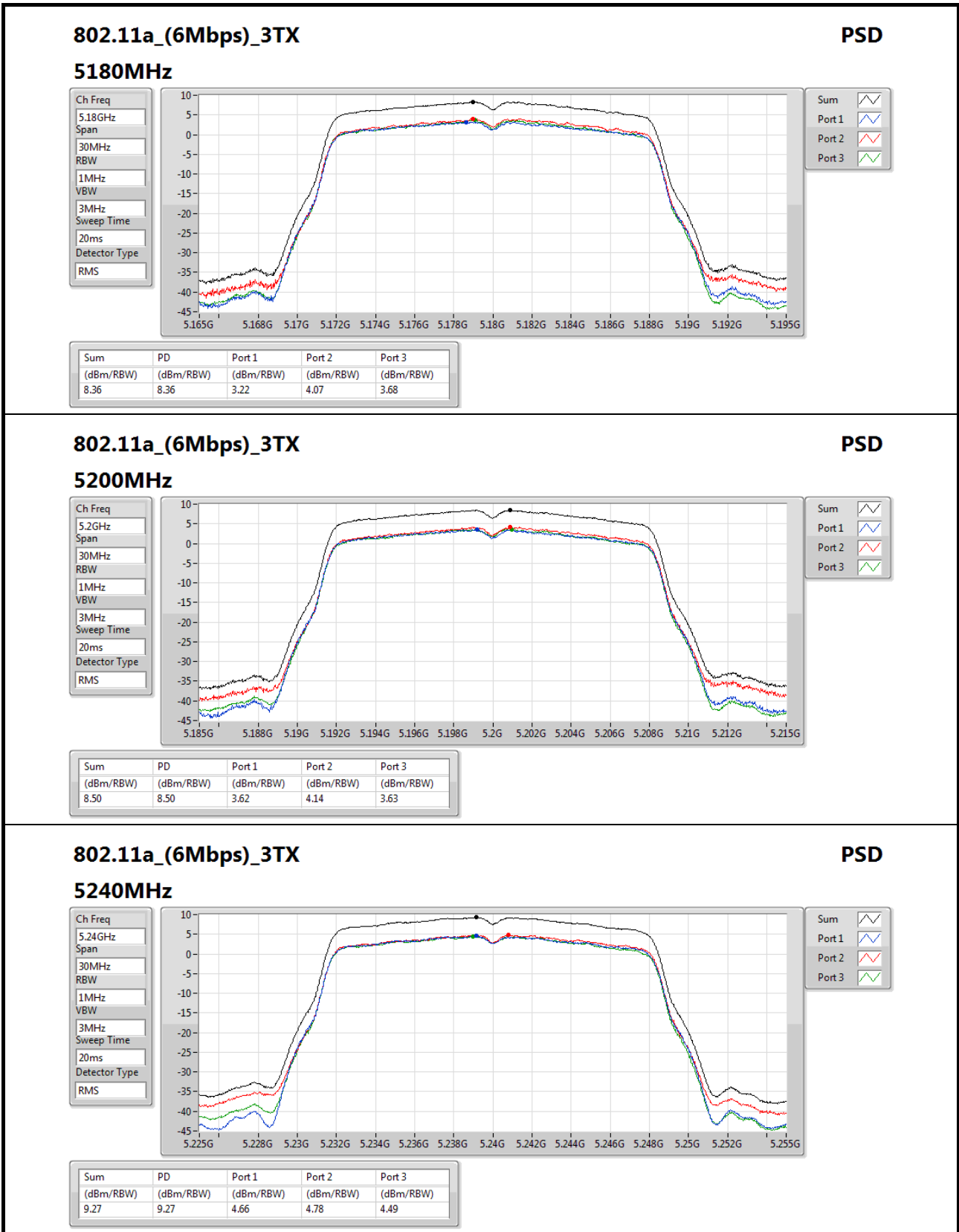
RBW = 500kHz for 5.725-5.85GHz band / 1MHz for other band;



Result

Mode	Result	DG (dBi)	Port 1 (dBm/RBW)	Port 2 (dBm/RBW)	Port 3 (dBm/RBW)	PD (dBm/RBW)	PD Limit (dBm/RBW)
802.11a_(6Mbps)_3TX	-	-	-	-	-	-	-
5180MHz	Pass	7.82	3.22	4.07	3.68	8.36	15.18
5200MHz	Pass	7.82	3.62	4.14	3.63	8.50	15.18
5240MHz	Pass	7.82	4.66	4.78	4.49	9.27	15.18
5745MHz	Pass	8.97	5.62	5.48	5.53	10.23	27.03
5785MHz	Pass	8.97	7.09	6.59	6.88	11.44	27.03
5825MHz	Pass	8.97	6.78	6.28	5.62	10.81	27.03
802.11ac VHT20_Nss1,(MCS0)_3TX	-	-	-	-	-	-	-
5180MHz	Pass	7.82	4.57	5.25	5.01	9.58	15.18
5200MHz	Pass	7.82	3.68	4.53	3.88	8.67	15.18
5240MHz	Pass	7.82	3.47	3.66	3.51	8.06	15.18
5745MHz	Pass	8.97	7.49	6.98	7.36	11.75	27.03
5785MHz	Pass	8.97	7.34	6.98	7.06	11.77	27.03
5825MHz	Pass	8.97	7.43	7.34	6.92	11.85	27.03
802.11ac VHT40_Nss1,(MCS0)_3TX	-	-	-	-	-	-	-
5190MHz	Pass	7.82	0.42	0.55	0.40	5.10	15.18
5230MHz	Pass	7.82	2.03	2.80	2.41	7.14	15.18
5755MHz	Pass	8.97	4.23	4.49	4.68	8.64	27.03
5795MHz	Pass	8.97	4.98	3.86	4.32	8.97	27.03
802.11ac VHT80_Nss1,(MCS0)_3TX	-	-	-	-	-	-	-
5210MHz	Pass	7.82	-5.05	-4.07	-4.81	0.03	15.18
5775MHz	Pass	8.97	-0.38	-0.65	-0.09	4.33	27.03
802.11ac VHT20-BF_Nss1,(MCS0)_3TX	-	-	-	-	-	-	-
5180MHz	Pass	7.82	4.15	4.34	4.10	8.89	15.18
5200MHz	Pass	7.82	2.96	3.61	3.26	7.93	15.18
5240MHz	Pass	7.82	3.34	3.63	3.29	8.11	15.18
5745MHz	Pass	8.97	7.72	7.37	8.12	12.29	27.03
5785MHz	Pass	8.97	8.13	7.56	8.36	12.61	27.03
5825MHz	Pass	8.97	7.44	7.29	6.84	11.87	27.03
802.11ac VHT40-BF_Nss1,(MCS0)_3TX	-	-	-	-	-	-	-
5190MHz	Pass	7.82	-1.57	-0.54	-0.97	3.22	15.18
5230MHz	Pass	7.82	2.79	3.35	3.26	7.84	15.18
5755MHz	Pass	8.97	3.66	3.83	3.93	8.40	27.03
5795MHz	Pass	8.97	5.41	4.59	4.92	9.57	27.03
802.11ac VHT80-BF_Nss1,(MCS0)_3TX	-	-	-	-	-	-	-
5210MHz	Pass	7.82	-4.14	-3.42	-4.16	0.57	15.18
5775MHz	Pass	8.97	-2.98	-2.78	-2.56	1.97	27.03

DG = Directional Gain; RBW = 500kHz for 5.725-5.85GHz band / 1MHz for other band;  
 PD = trace bin-by-bin of each transmits port summing can be performed maximum power density; Port X = Port X power density;


**802.11a\_(6Mbps)\_3TX**
**PSD**

**5240MHz**

Ch Freq  
5.24GHz

Span  
30MHz

RBW  
1MHz

VBW  
3MHz

Sweep Time  
20ms

Detector Type  
RMS

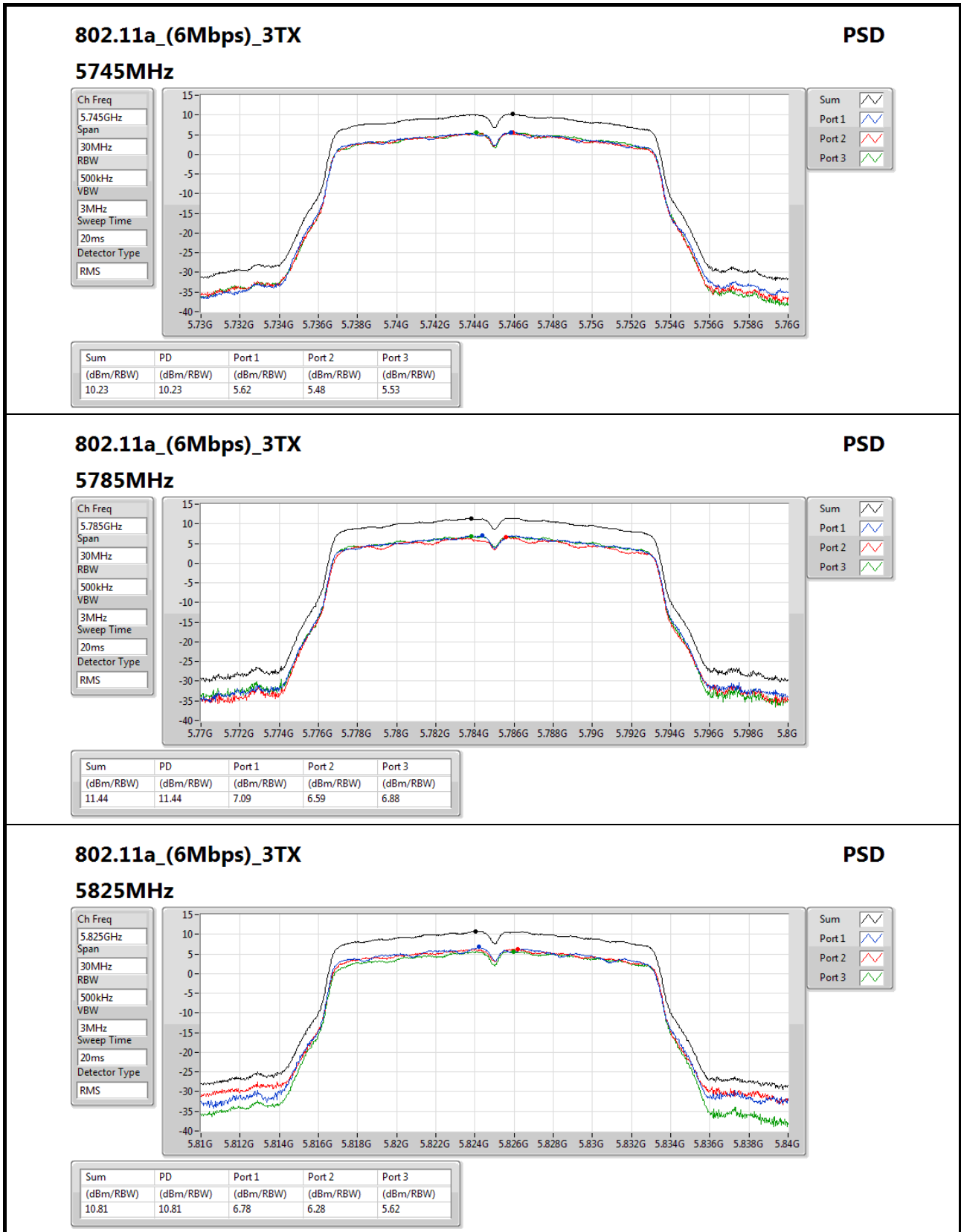
Sum

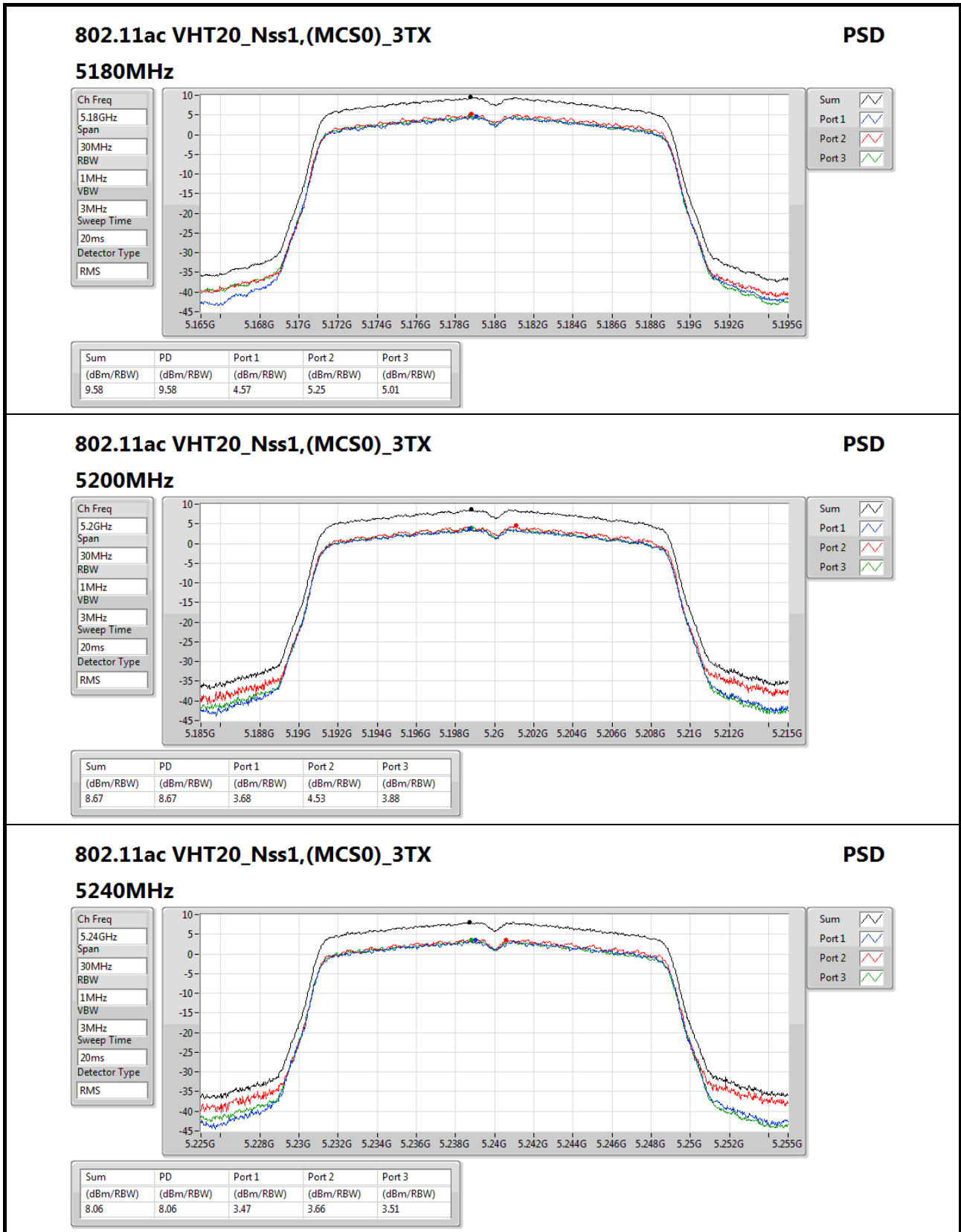
Port 1

Port 2

Port 3

Sum	PD	Port 1	Port 2	Port 3
(dBm/RBW)	(dBm/RBW)	(dBm/RBW)	(dBm/RBW)	(dBm/RBW)
9.27	9.27	4.66	4.78	4.49




**802.11ac VHT20\_Nss1,(MCS0)\_3TX**
**PSD**

**5240MHz**

Ch Freq  
5.24GHz

Span  
30MHz

RBW  
1MHz

VBW  
3MHz

Sweep Time  
20ms

Detector Type  
RMS

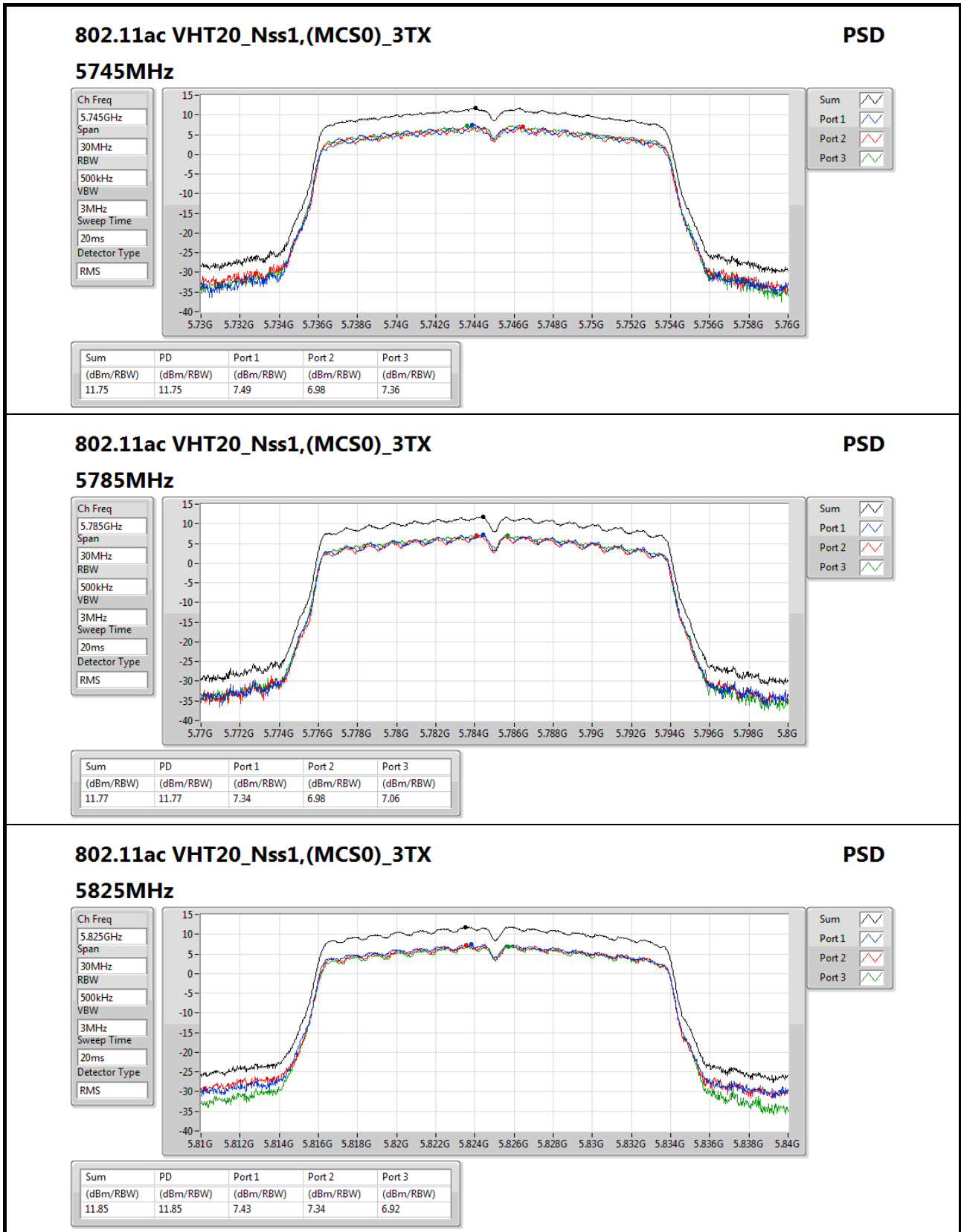
Sum

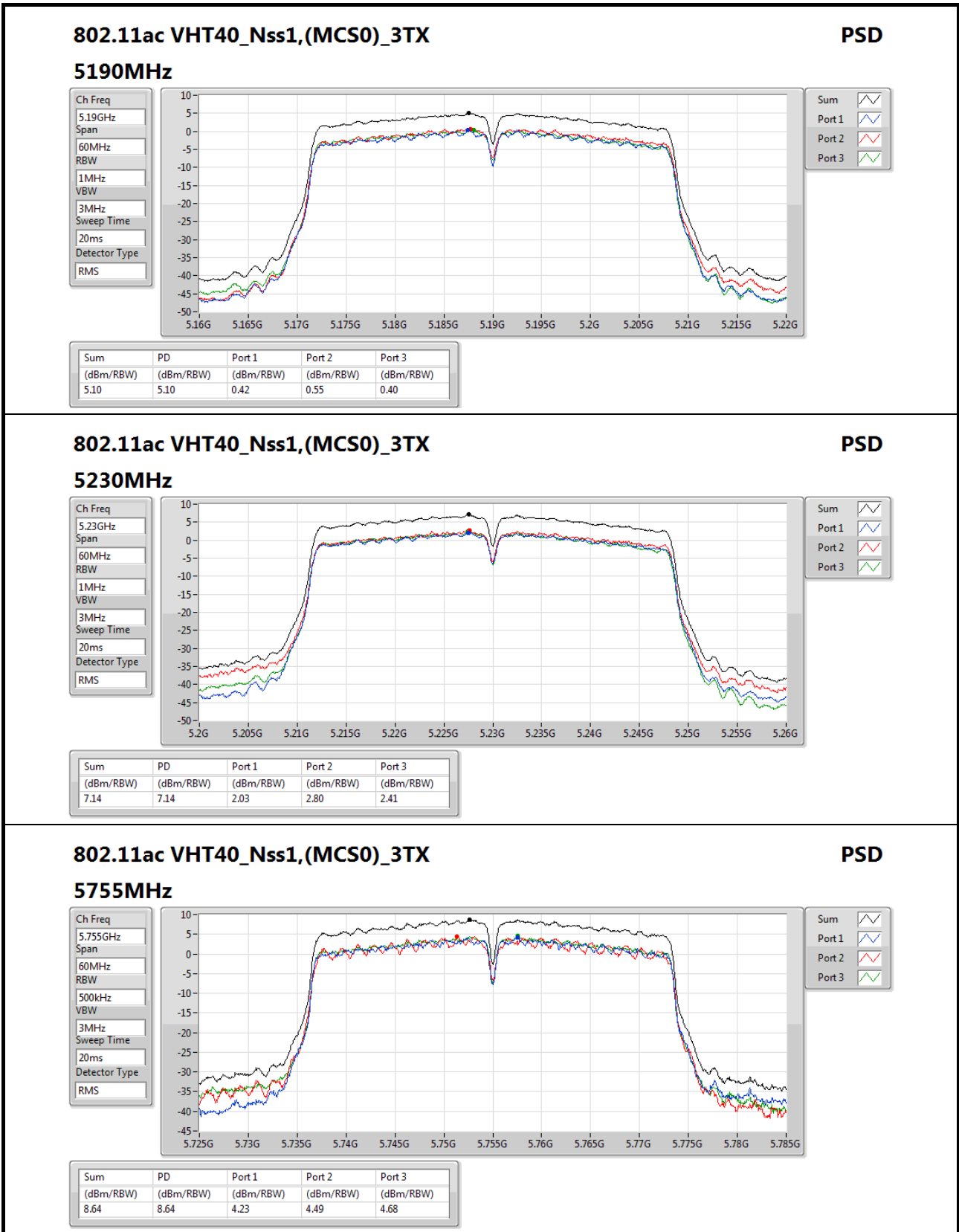
Port 1

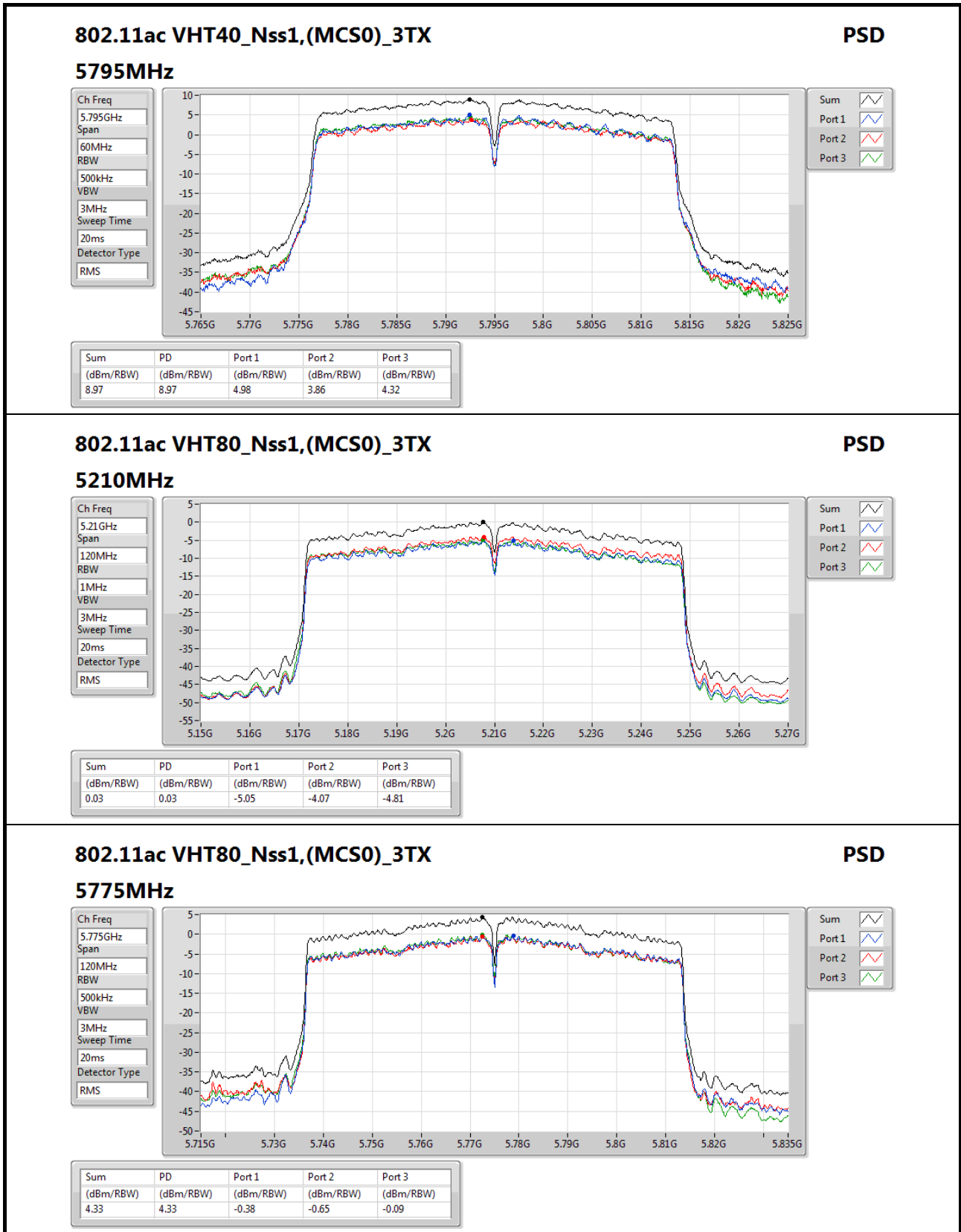
Port 2

Port 3

Sum	PD	Port 1	Port 2	Port 3
(dBm/RBW)	(dBm/RBW)	(dBm/RBW)	(dBm/RBW)	(dBm/RBW)
8.06	8.06	3.47	3.66	3.51







### 802.11ac VHT80\_Nss1,(MCS0)\_3TX

**5775MHz**

**PSD**

Ch Freq  
5.775GHz

Span  
120MHz

RBW  
500kHz

VBW  
3MHz

Sweep Time  
20ms

Detector Type  
RMS

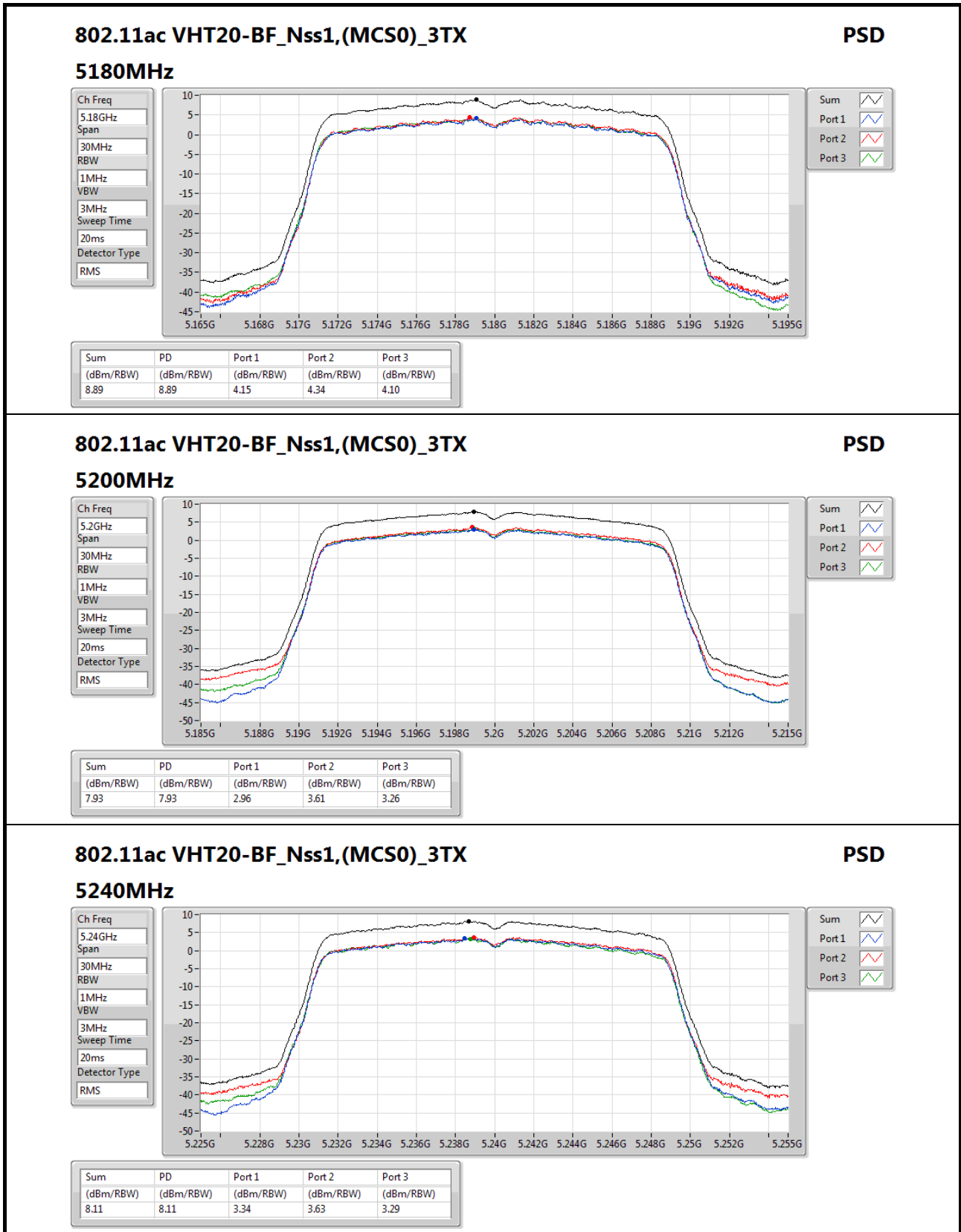
Sum

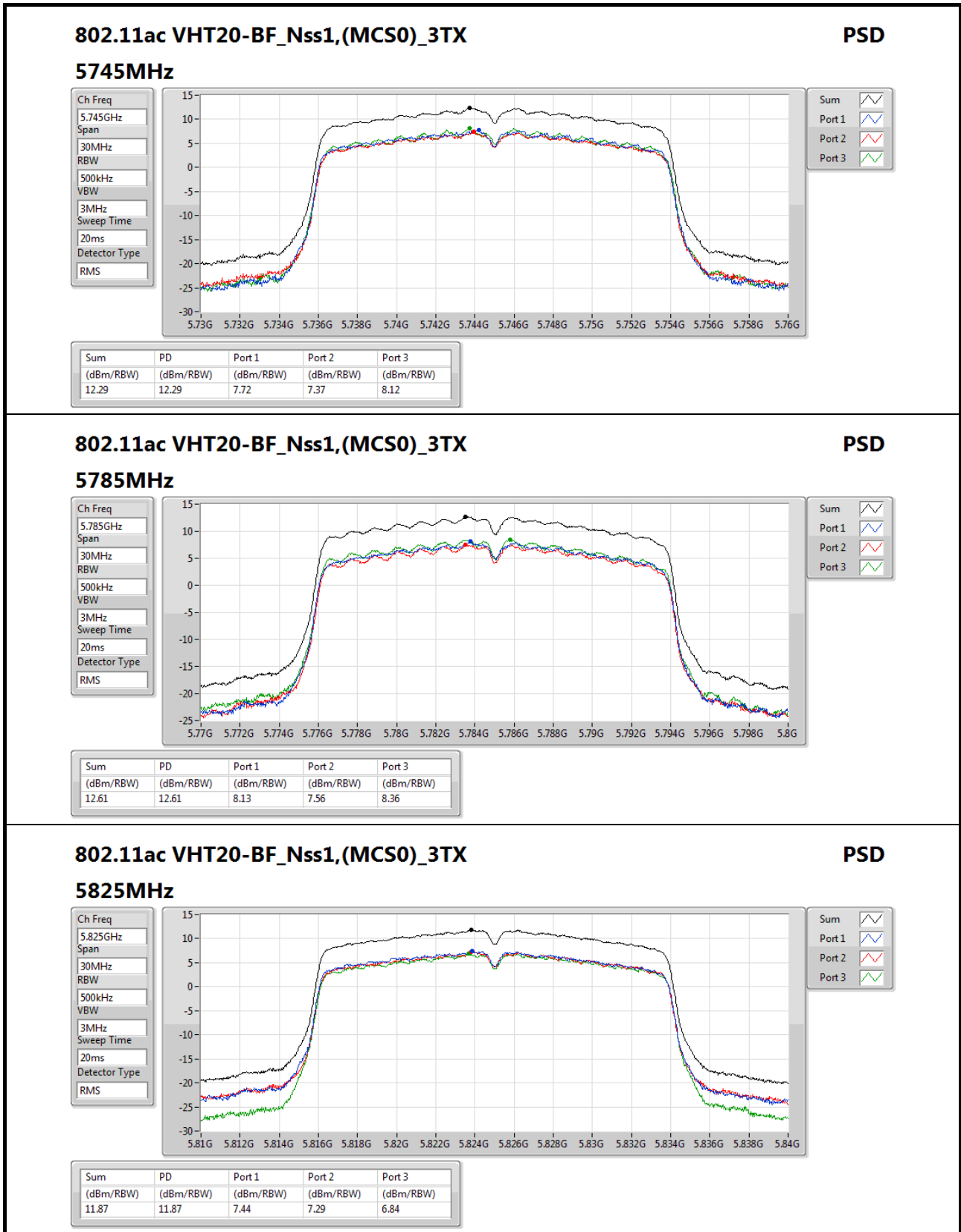
Port 1

Port 2

Port 3






**802.11ac VHT20-BF\_Nss1,(MCS0)\_3TX**
**PSD**

**5825MHz**

Ch Freq  
5.825GHz

Span  
30MHz

RBW  
500kHz

VBW  
3MHz

Sweep Time  
20ms

Detector Type  
RMS

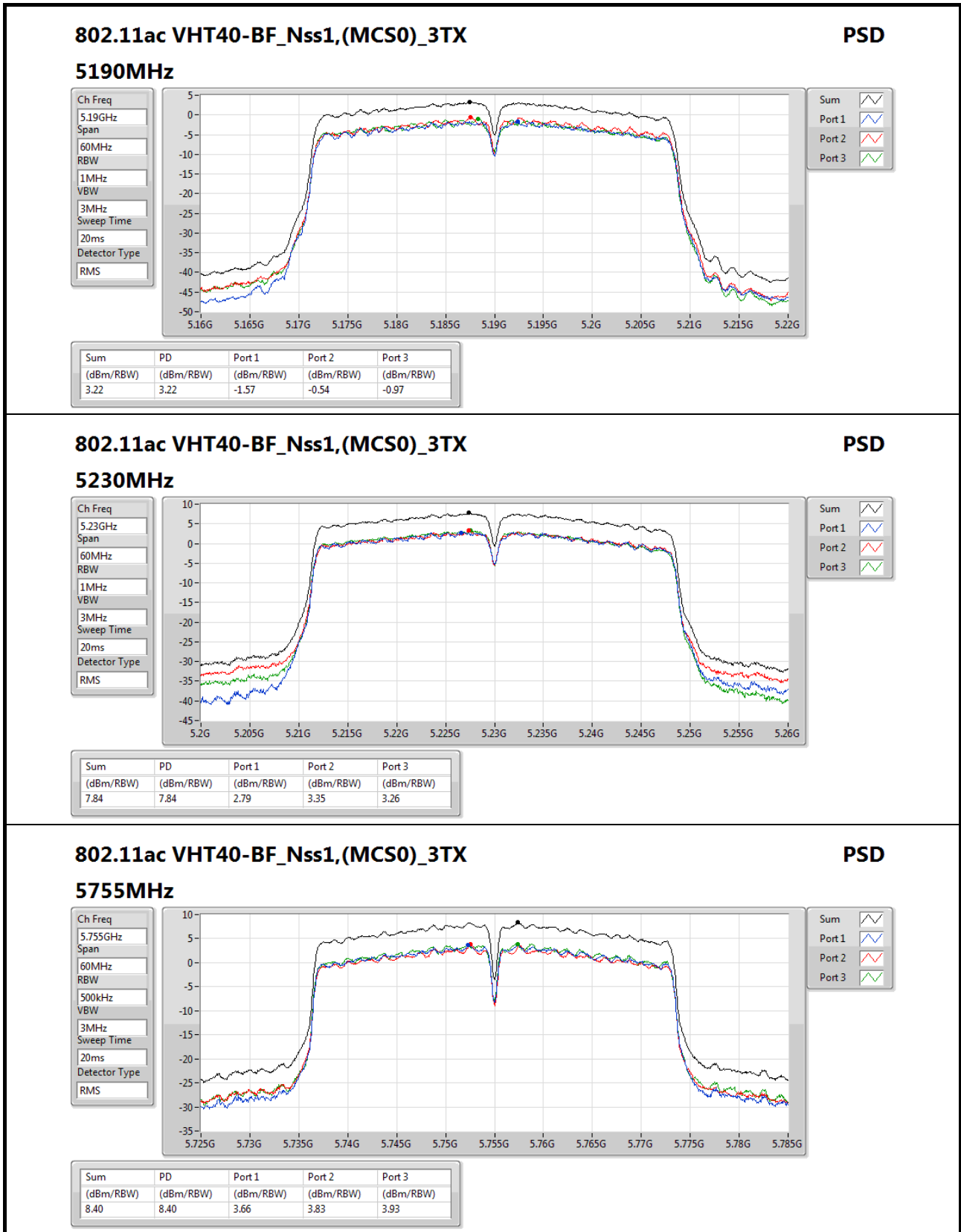
Sum

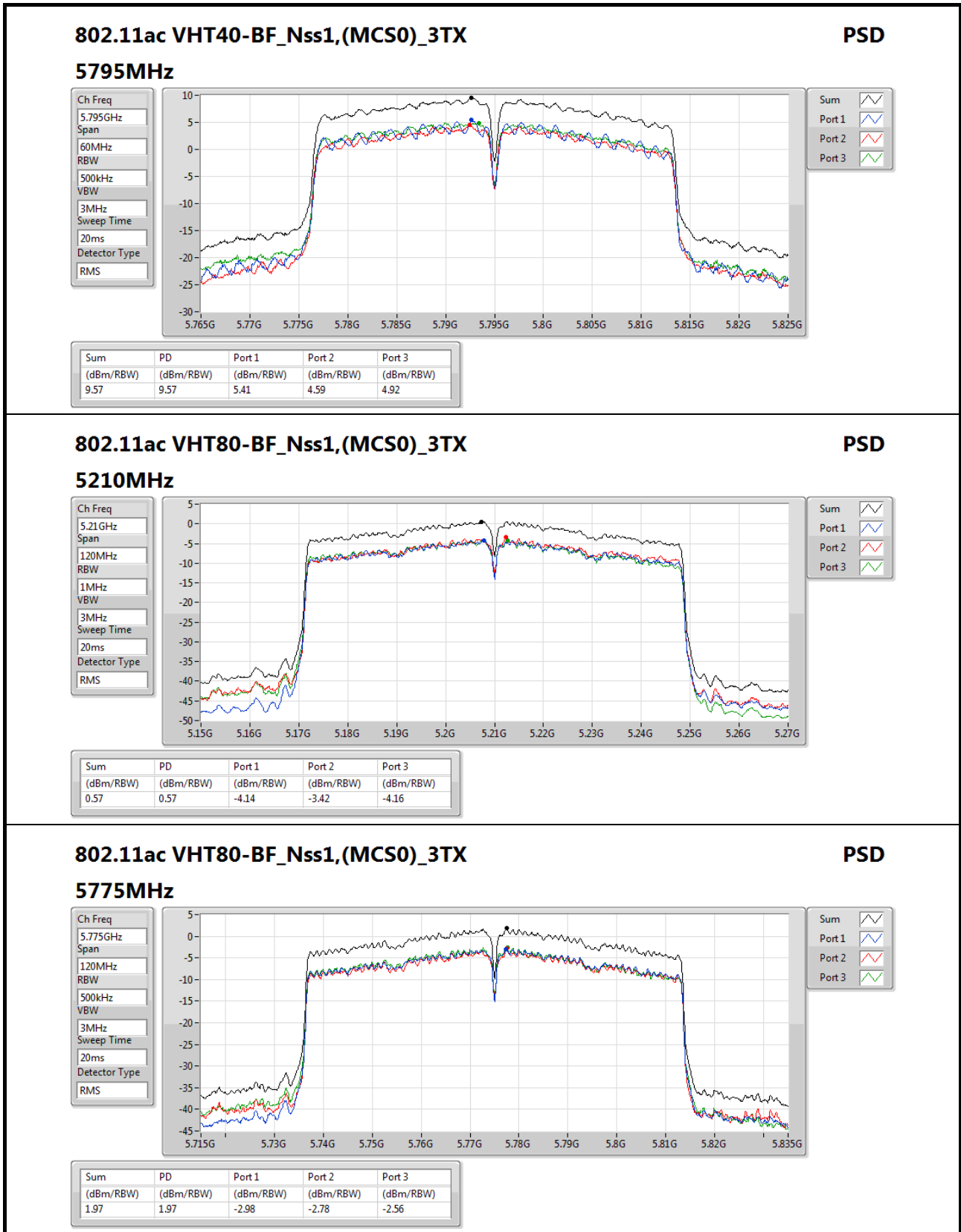
Port 1

Port 2

Port 3

Sum	PD	Port 1	Port 2	Port 3
(dBm/RBW)	(dBm/RBW)	(dBm/RBW)	(dBm/RBW)	(dBm/RBW)
11.87	11.87	7.44	7.29	6.84

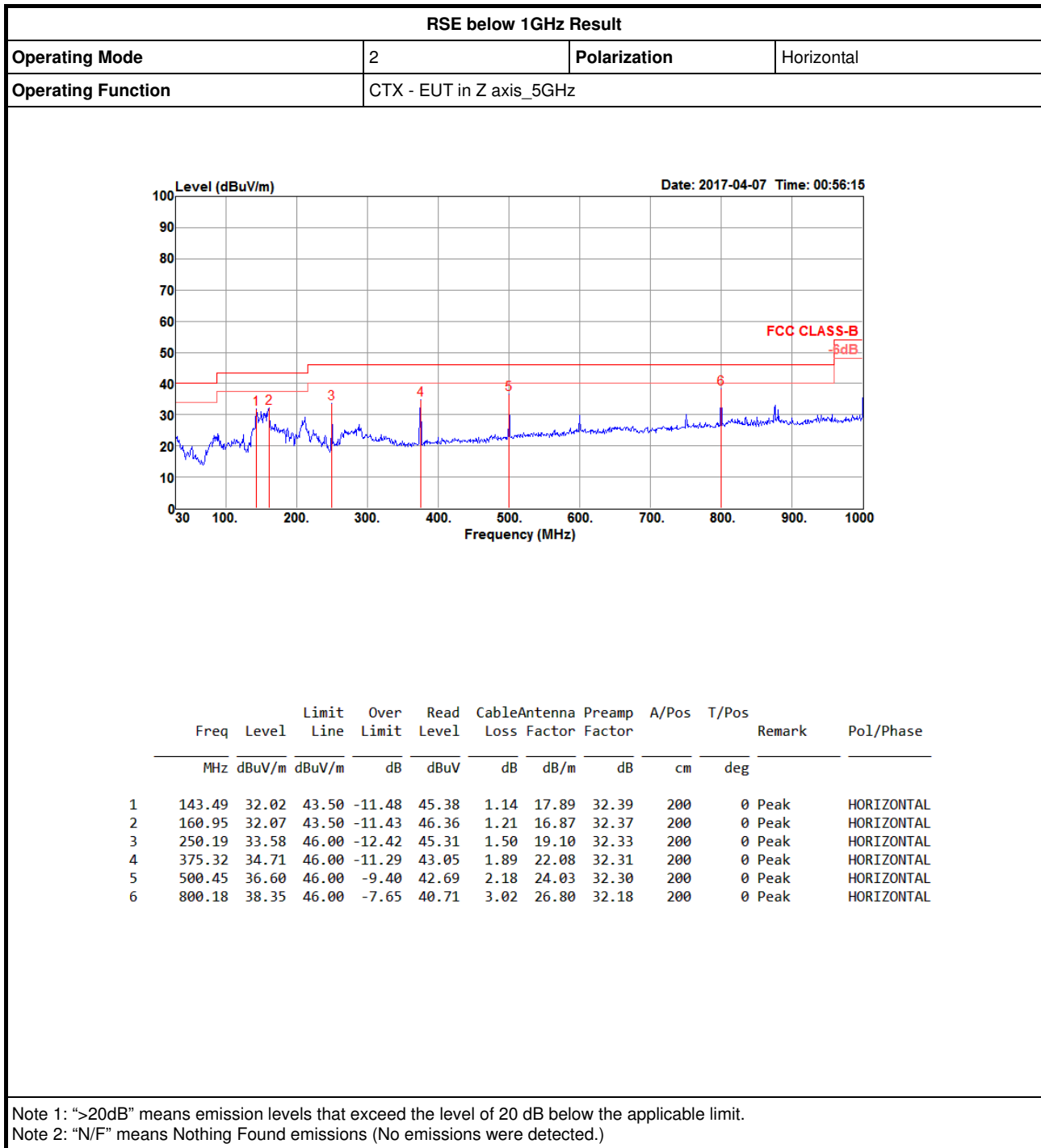






## RSE below 1GHz Result

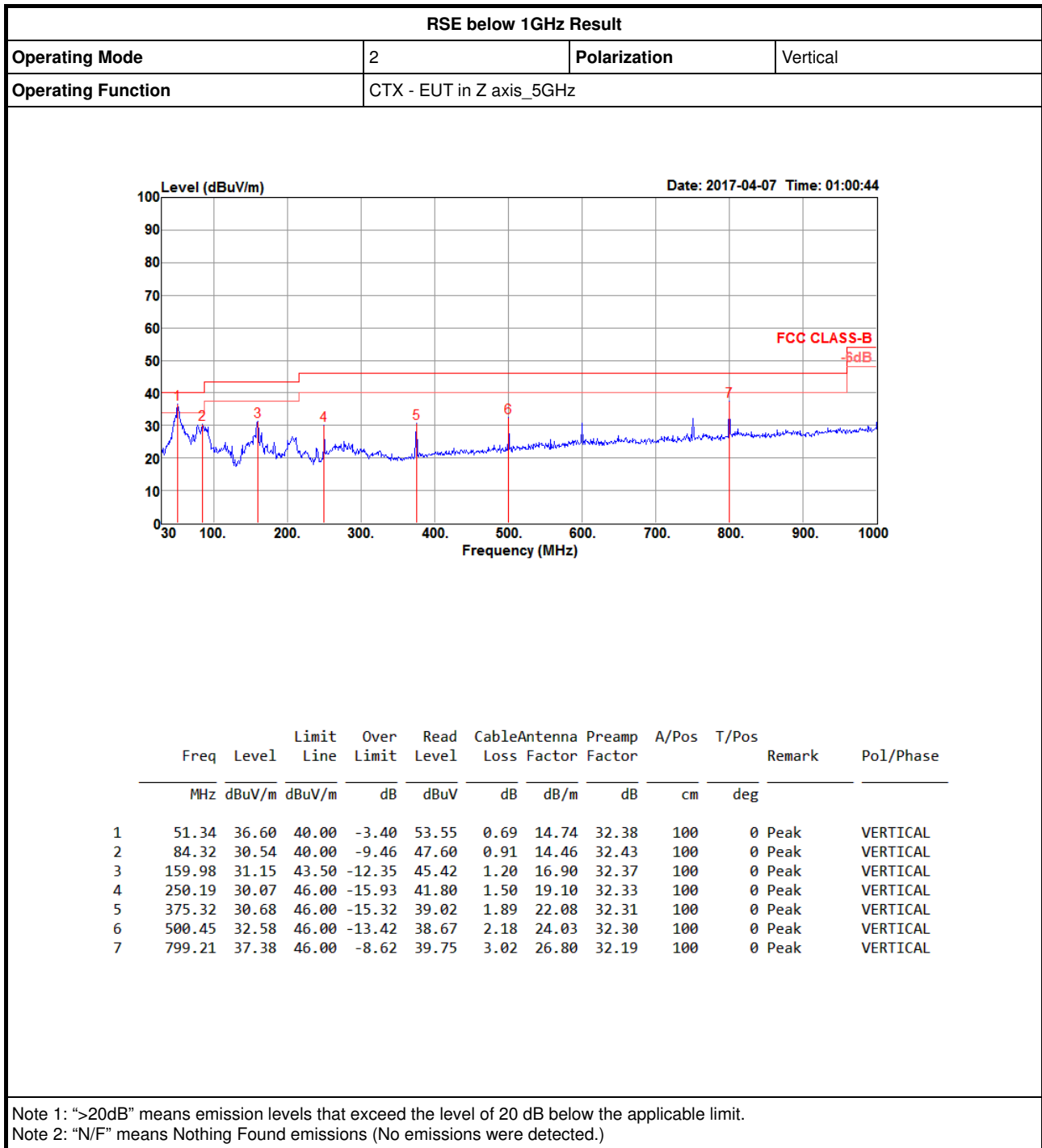
Appendix E.1





# RSE below 1GHz Result

Appendix E.1



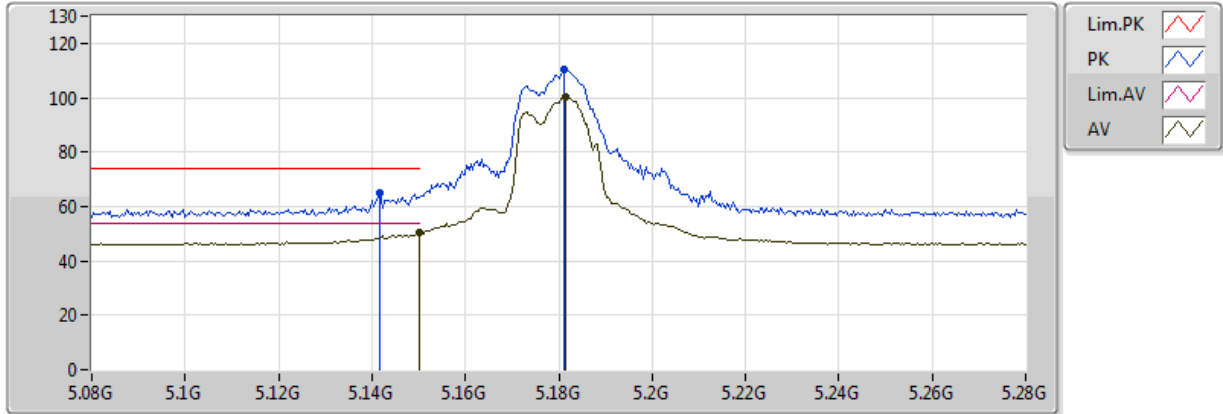


Summary

Mode	Result	Type	Freq (Hz)	Level (dBuV/m)	Limit (dBuV/m)	Margin (dB)	Factor (dB)	Dist (m)	Pol. (H/V)	Azimuth (°)	Height (m)	Comments
802.11ac VHT80_Nss1,(MCS0)_3TX	-	-	-	-	-	-	-	-	-	-	-	-
5.725-5.85GHz	Pass	PK	5.642G	68.18	68.20	-0.02	8.12	3	H	318	1.01	-

### 802.11a\_(6Mbps)\_3TX

### 5180MHz\_TX



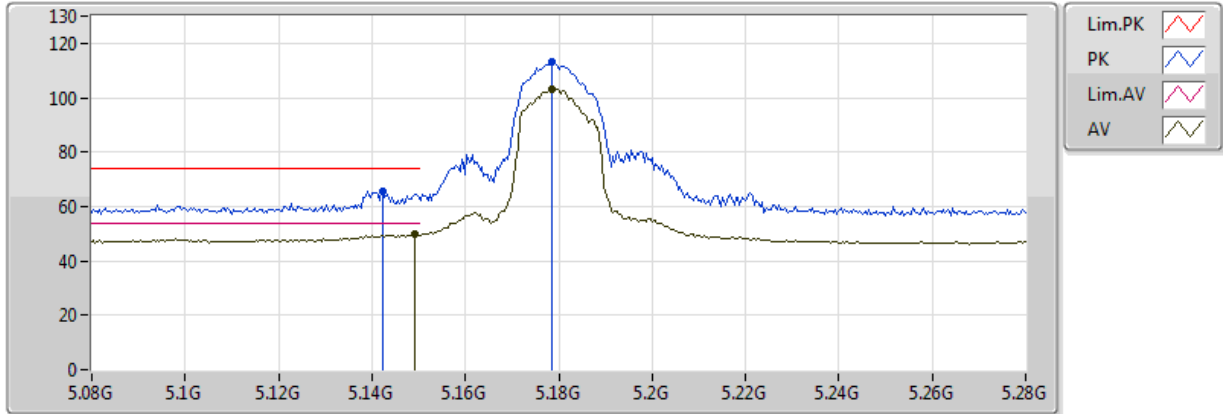
20170119  
EUT\_Z\_3TX  
Setting 12  
02-P-2-10  
FSU

Type	Freq(Hz)	Level(dBuV/m)	Limit(dBuV/m)	Margin(dB)	Factor(dB)	Dist(m)	Pol.(H/V)	Azimuth(°)	Height(m)	Comments
AV	5.149995G	50.30	54.00	-3.70	7.04	3	V	140	1.29	-
AV	5.1816G	100.08	Inf	-Inf	7.13	3	V	140	1.29	-
PK	5.1416G	64.75	74.00	-9.25	7.02	3	V	140	1.29	-
PK	5.1812G	110.18	Inf	-Inf	7.13	3	V	140	1.29	-



### 802.11a\_(6Mbps)\_3TX

### 5180MHz\_TX

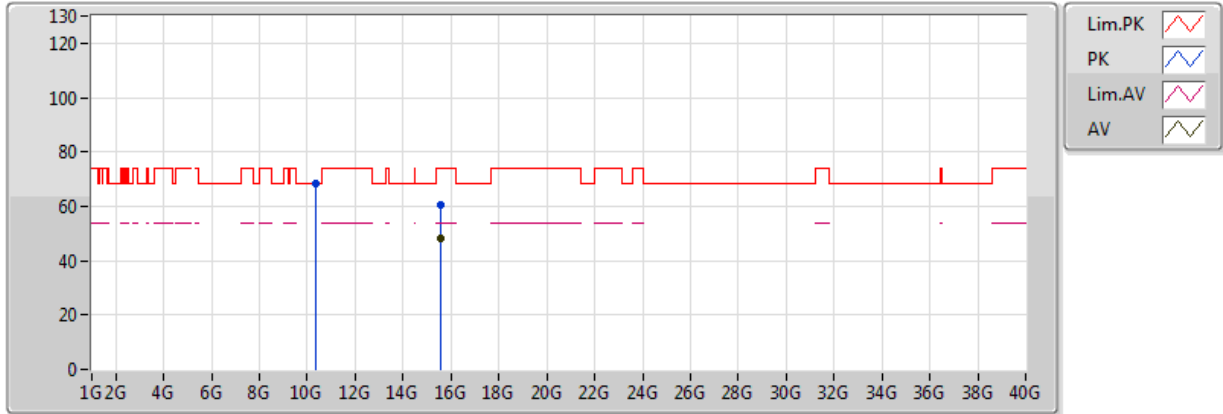


20170119  
EUT\_Z\_3TX  
Setting 12  
02-P-2-10  
FSU

Type	Freq(Hz)	Level(dBuV/m)	Limit(dBuV/m)	Margin(dB)	Factor(dB)	Dist(m)	Pol.(H/V)	Azimuth(°)	Height(m)	Comments
AV	5.1492G	49.63	54.00	-4.37	7.04	3	H	7	1.09	-
AV	5.1784G	103.31	Inf	-Inf	7.12	3	H	7	1.09	-
PK	5.1424G	65.79	74.00	-8.21	7.02	3	H	7	1.09	-
PK	5.1784G	112.99	Inf	-Inf	7.12	3	H	7	1.09	-

### 802.11a\_(6Mbps)\_3TX

### 5180MHz\_TX



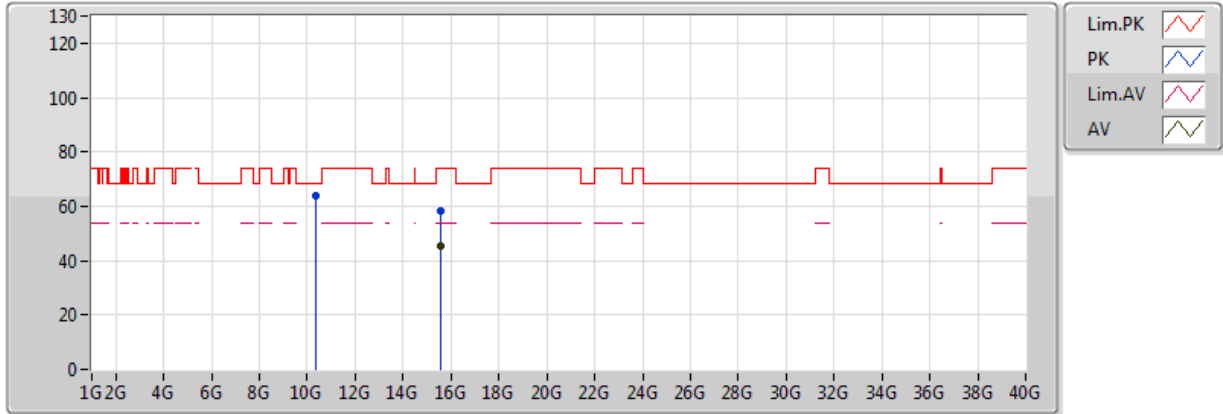
20170119  
EUT\_Z\_3TX  
Setting 12  
02-P-2  
FSU

Type	Freq(Hz)	Level(dBuV/m)	Limit(dBuV/m)	Margin(dB)	Factor(dB)	Dist(m)	Pol.(H/V)	Azimuth(°)	Height(m)	Comments
PK	10.35632G	68.16	68.20	-0.04	14.84	3	V	194	1.04	-
AV	15.54192G	48.38	54.00	-5.62	15.99	3	V	116	1.30	-
PK	15.54176G	60.63	74.00	-13.37	15.99	3	V	116	1.30	-



### 802.11a\_(6Mbps)\_3TX

### 5180MHz\_TX

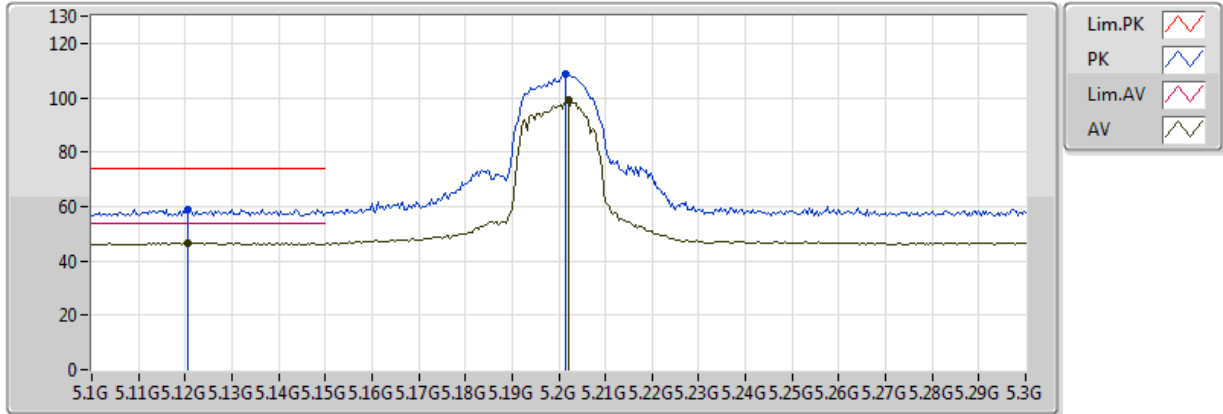


20170119  
EUT\_Z\_3TX  
Setting 12  
02-P-2  
FSU

Type	Freq(Hz)	Level(dBuV/m)	Limit(dBuV/m)	Margin(dB)	Factor(dB)	Dist(m)	Pol.(H/V)	Azimuth(°)	Height(m)	Comments
PK	10.3565G	64.07	68.20	-4.13	14.84	3	H	28	1.23	-
AV	15.54482G	45.21	54.00	-8.79	15.98	3	H	101	1.64	-
PK	15.54156G	58.52	74.00	-15.48	15.99	3	H	101	1.64	-

### 802.11a\_(6Mbps)\_3TX

### 5200MHz\_TX

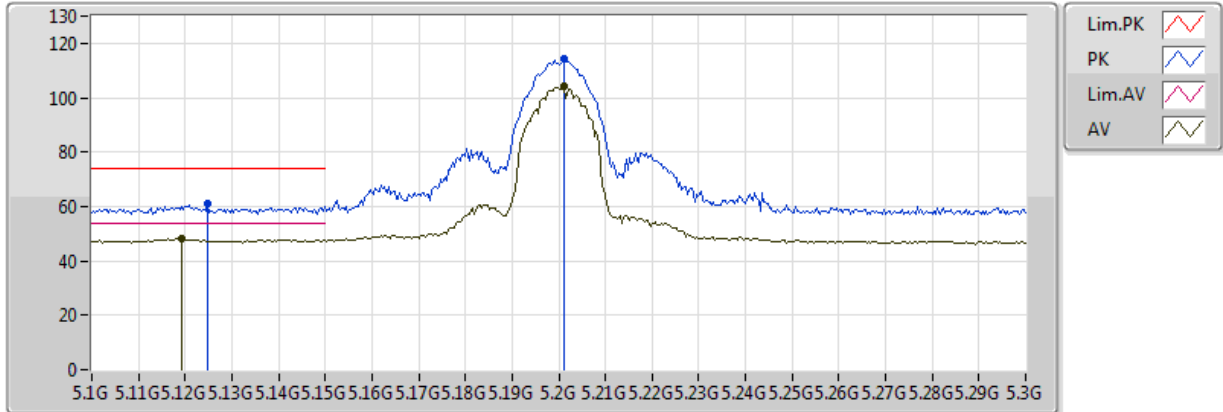


20170119  
EUT\_Z\_3TX  
Setting 12  
02-P-2-10  
FSU

Type	Freq(Hz)	Level(dBuV/m)	Limit(dBuV/m)	Margin(dB)	Factor(dB)	Dist(m)	Pol.(H/V)	Azimuth(°)	Height(m)	Comments
AV	5.1204G	46.61	54.00	-7.39	6.97	3	V	342	1.47	-
AV	5.202G	98.98	Inf	-Inf	7.18	3	V	342	1.47	-
PK	5.1204G	58.97	74.00	-15.03	6.97	3	V	342	1.47	-
PK	5.2016G	108.68	Inf	-Inf	7.18	3	V	342	1.47	-

### 802.11a\_(6Mbps)\_3TX

### 5200MHz\_TX

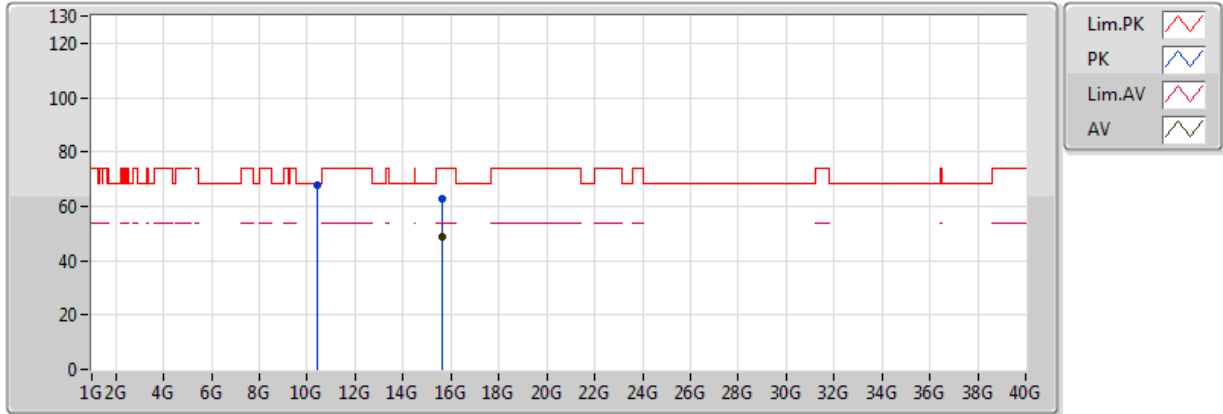


20170119  
EUT\_Z\_3TX  
Setting 12  
02-P-2-10  
FSU

Type	Freq(Hz)	Level(dBuV/m)	Limit(dBuV/m)	Margin(dB)	Factor(dB)	Dist(m)	Pol.(H/V)	Azimuth(°)	Height(m)	Comments
AV	5.1192G	48.00	54.00	-6.00	6.96	3	H	336	1.26	-
AV	5.2012G	104.44	Inf	-Inf	7.18	3	H	336	1.26	-
PK	5.1248G	61.23	74.00	-12.77	6.98	3	H	336	1.26	-
PK	5.2012G	114.46	Inf	-Inf	7.18	3	H	336	1.26	-

### 802.11a\_(6Mbps)\_3TX

### 5200MHz\_TX

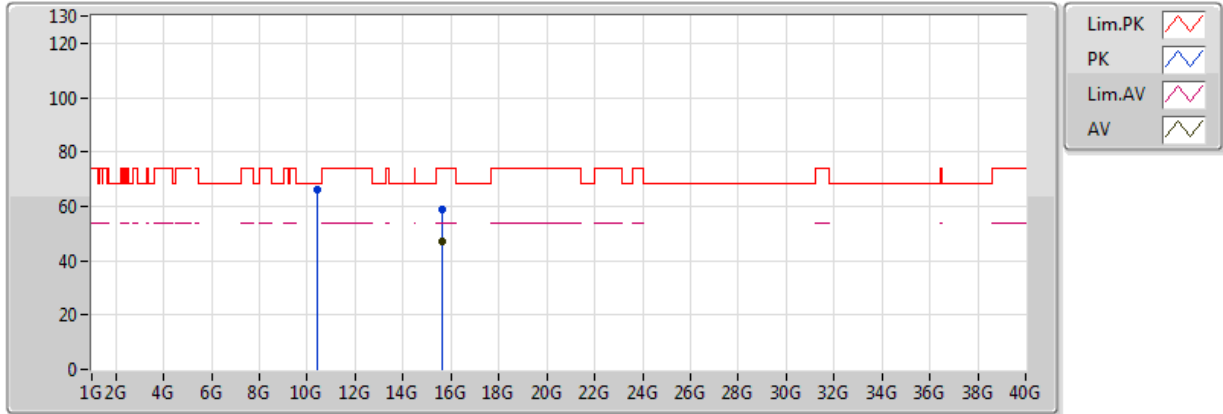


20170119  
EUT\_Z\_3TX  
Setting 12  
02-P-2  
FSU

Type	Freq(Hz)	Level(dBuV/m)	Limit(dBuV/m)	Margin(dB)	Factor(dB)	Dist(m)	Pol.(H/V)	Azimuth(°)	Height(m)	Comments
PK	10.3958G	67.78	68.20	-0.42	14.79	3	V	205	1.14	-
AV	15.6034G	48.63	54.00	-5.37	15.82	3	V	197	2.18	-
PK	15.6042G	62.51	74.00	-11.49	15.82	3	V	197	2.18	-

### 802.11a\_(6Mbps)\_3TX

### 5200MHz\_TX

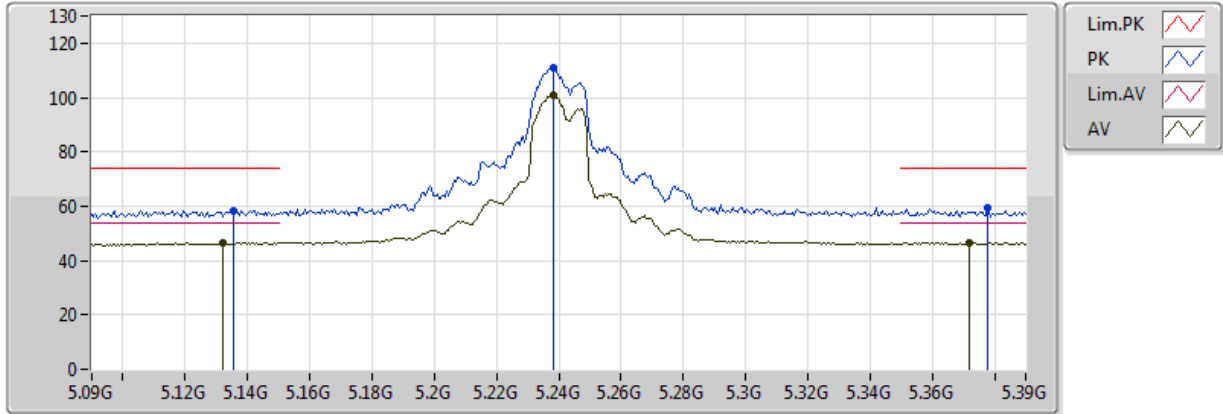


20170119  
EUT\_Z\_3TX  
Setting 12  
02-P-2  
FSU

Type	Freq(Hz)	Level(dBuV/m)	Limit(dBuV/m)	Margin(dB)	Factor(dB)	Dist(m)	Pol.(H/V)	Azimuth(°)	Height(m)	Comments
PK	10.3964G	66.21	68.20	-1.99	14.79	3	H	133	1.10	-
AV	15.6022G	47.18	54.00	-6.82	15.82	3	H	263	2.19	-
PK	15.6035G	59.06	74.00	-14.94	15.82	3	H	263	2.19	-

### 802.11a\_(6Mbps)\_3TX

### 5240MHz\_TX



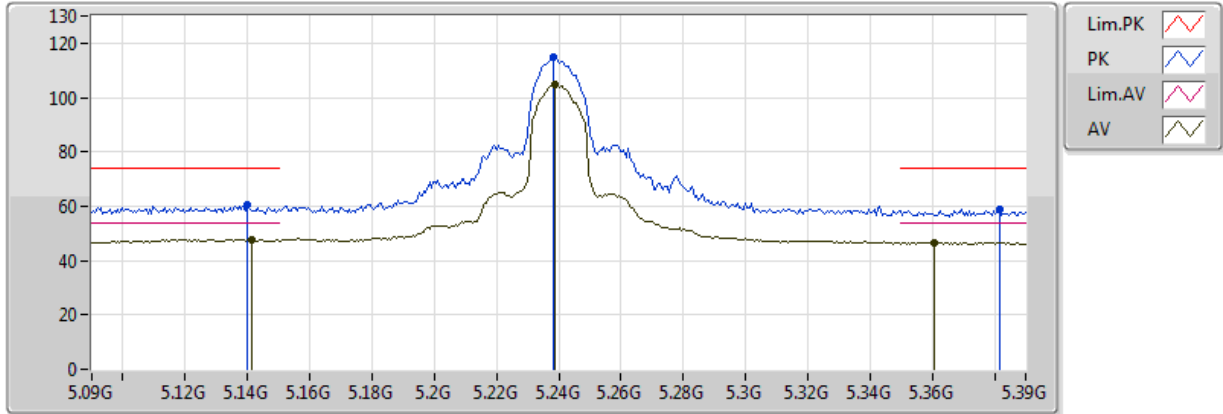
20170119  
EUT\_Z\_3TX  
Setting 14  
02-P-2-10  
FSU

Type	Freq(Hz)	Level(dBuV/m)	Limit(dBuV/m)	Margin(dB)	Factor(dB)	Dist(m)	Pol.(H/V)	Azimuth(°)	Height(m)	Comments
AV	5.132G	46.59	54.00	-7.41	7.00	3	V	77	1.14	-
AV	5.2382G	101.02	Inf	-Inf	7.26	3	V	77	1.14	-
AV	5.372G	46.62	54.00	-7.38	7.52	3	V	77	1.14	-
PK	5.1356G	58.32	74.00	-15.68	7.01	3	V	77	1.14	-
PK	5.2382G	111.22	Inf	-Inf	7.26	3	V	77	1.14	-
PK	5.378G	59.34	74.00	-14.66	7.53	3	V	77	1.14	-



### 802.11a\_(6Mbps)\_3TX

### 5240MHz\_TX

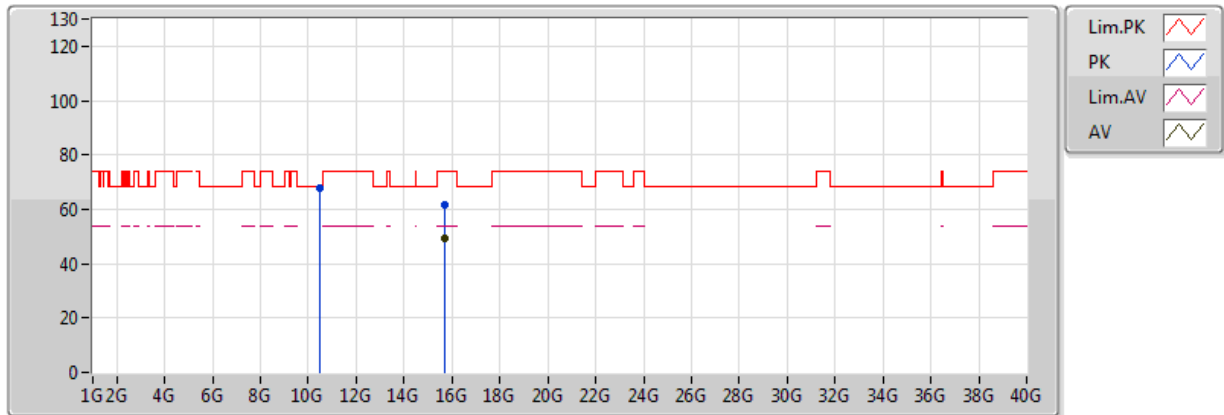


20170119  
EUT\_Z\_3TX  
Setting 14  
02-P-2-10  
FSU

Type	Freq(Hz)	Level(dBuV/m)	Limit(dBuV/m)	Margin(dB)	Factor(dB)	Dist(m)	Pol.(H/V)	Azimuth(°)	Height(m)	Comments
AV	5.1416G	47.81	54.00	-6.19	7.02	3	H	342	1.06	-
AV	5.2388G	104.75	Inf	-Inf	7.26	3	H	342	1.06	-
AV	5.3606G	46.62	54.00	-7.38	7.50	3	H	342	1.06	-
PK	5.1398G	60.53	74.00	-13.47	7.02	3	H	342	1.06	-
PK	5.2382G	114.74	Inf	-Inf	7.26	3	H	342	1.06	-
PK	5.3816G	59.10	74.00	-14.90	7.54	3	H	342	1.06	-

### 802.11a\_(6Mbps)\_3TX

### 5240MHz\_TX

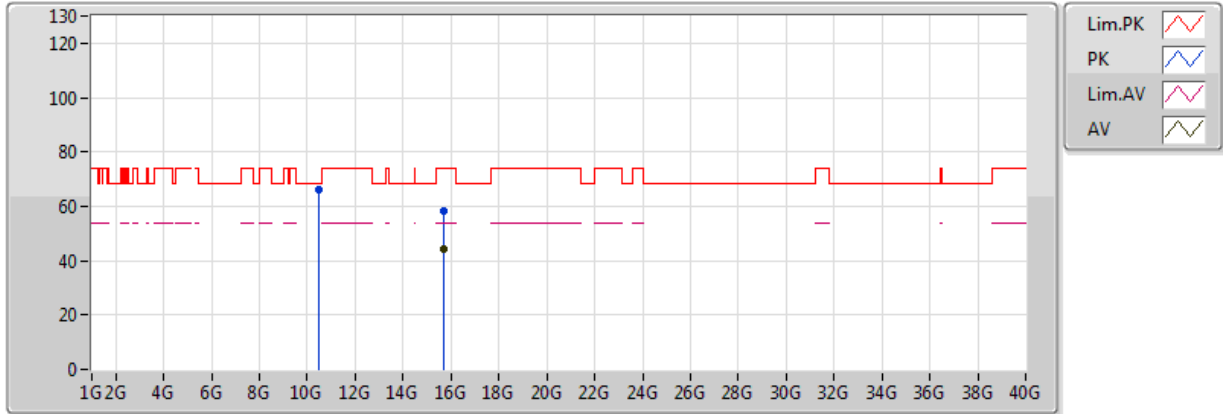


20170119  
EUT\_Z\_3TX  
Setting 14  
02-P-2  
FSU

Type	Freq(Hz)	Level(dBuV/m)	Limit(dBuV/m)	Margin(dB)	Factor(dB)	Dist(m)	Pol.(H/V)	Azimuth(°)	Height(m)	Comments
PK	10.4764G	67.94	68.20	-0.26	14.71	3	V	206	1.01	-
AV	15.7242G	49.29	54.00	-4.71	15.49	3	V	196	1.25	-
PK	15.7251G	61.45	74.00	-12.55	15.49	3	V	196	1.25	-

### 802.11a\_(6Mbps)\_3TX

### 5240MHz\_TX

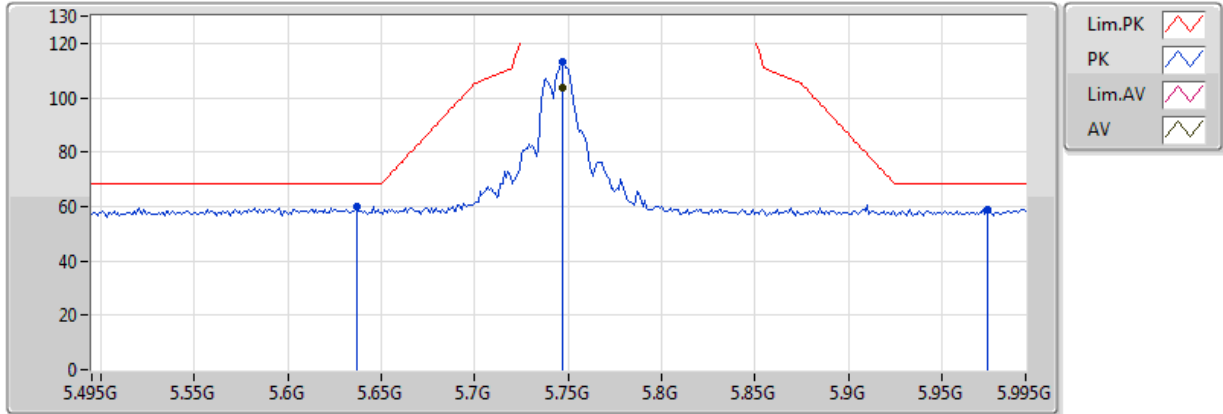


20170119  
EUT\_Z\_3TX  
Setting 14  
02-P-2  
FSU

Type	Freq(Hz)	Level(dBuV/m)	Limit(dBuV/m)	Margin(dB)	Factor(dB)	Dist(m)	Pol.(H/V)	Azimuth(°)	Height(m)	Comments
PK	10.4764G	66.06	68.20	-2.14	14.71	3	H	25	1.08	-
AV	15.71972G	44.52	54.00	-9.48	15.50	3	H	281	1.93	-
PK	15.71824G	58.23	74.00	-15.77	15.51	3	H	281	1.93	-

### 802.11a\_(6Mbps)\_3TX

### 5745MHz\_TX

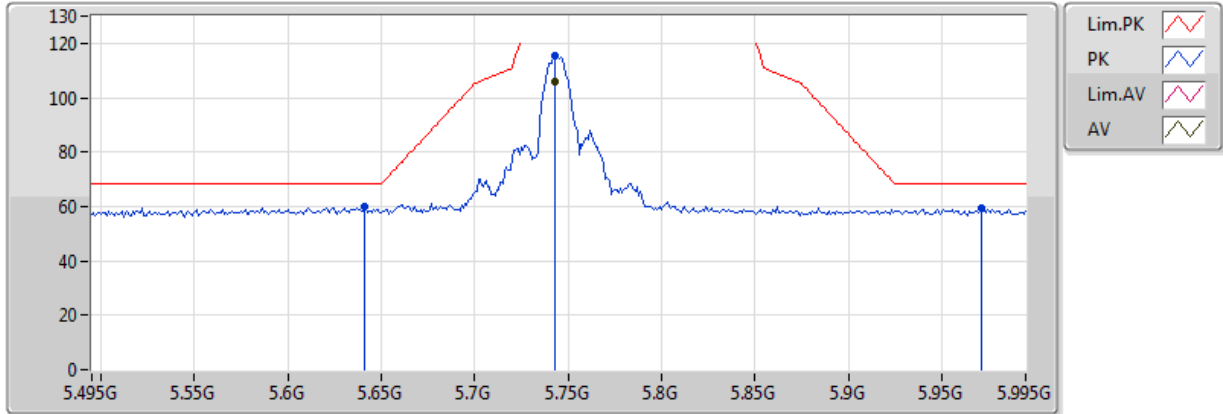


20170119  
EUT\_Z\_3TX  
Setting 17  
02-P-2-10  
FSU

Type	Freq(Hz)	Level(dBuV/m)	Limit(dBuV/m)	Margin(dB)	Factor(dB)	Dist(m)	Pol.(H/V)	Azimuth(°)	Height(m)	Comments
AV	5.747G	103.69	Inf	-Inf	8.03	3	V	153	1.30	-
PK	5.637G	60.09	68.20	-8.11	7.98	3	V	153	1.30	-
PK	5.747G	113.27	Inf	-Inf	8.03	3	V	153	1.30	-
PK	5.975G	58.97	68.20	-9.23	8.36	3	V	153	1.30	-

### 802.11a\_(6Mbps)\_3TX

### 5745MHz\_TX

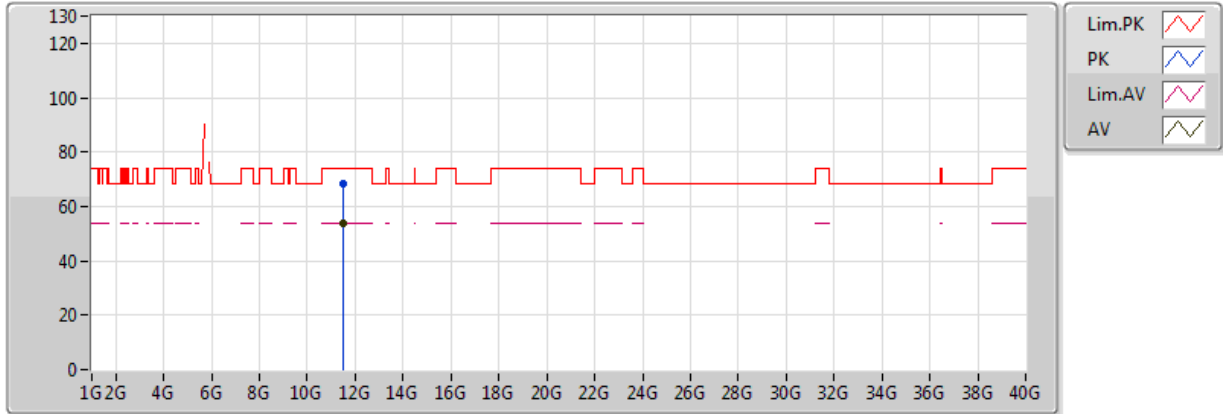


20170119  
EUT\_Z\_3TX  
Setting 17  
02-P-2-10  
FSU

Type	Freq(Hz)	Level(dBuV/m)	Limit(dBuV/m)	Margin(dB)	Factor(dB)	Dist(m)	Pol.(H/V)	Azimuth(°)	Height(m)	Comments
AV	5.743G	105.78	Inf	-Inf	8.03	3	H	13	1.18	-
PK	5.641G	59.68	68.20	-8.52	7.98	3	H	13	1.18	-
PK	5.743G	115.31	Inf	-Inf	8.03	3	H	13	1.18	-
PK	5.971G	59.36	68.20	-8.84	8.35	3	H	13	1.18	-

### 802.11a\_(6Mbps)\_3TX

### 5745MHz\_TX

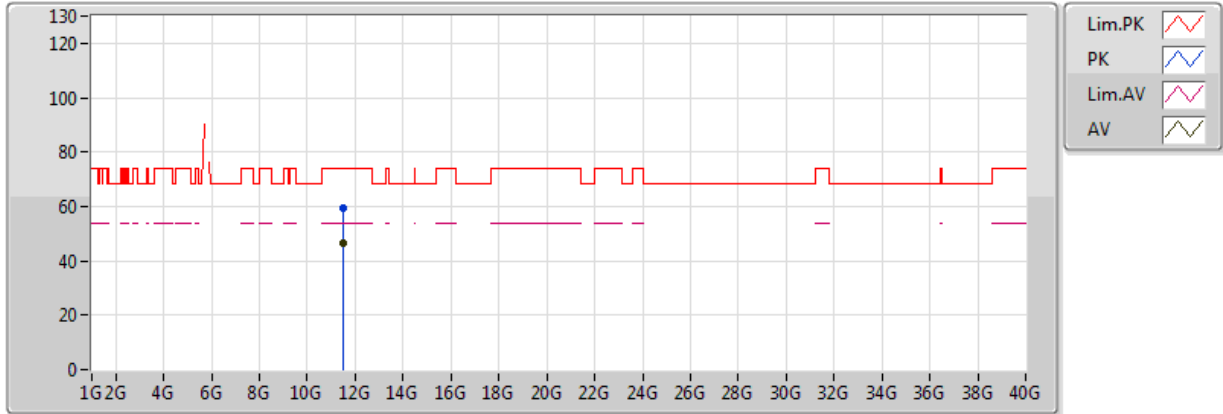


20170119  
EUT\_Z\_3TX  
Setting 17  
02-P-2  
FSU

Type	Freq(Hz)	Level(dBuV/m)	Limit(dBuV/m)	Margin(dB)	Factor(dB)	Dist(m)	Pol.(H/V)	Azimuth(°)	Height(m)	Comments
AV	11.496G	53.62	54.00	-0.38	14.48	3	V	11	1.15	-
PK	11.496G	68.21	74.00	-5.79	14.48	3	V	11	1.15	-

### 802.11a\_(6Mbps)\_3TX

### 5745MHz\_TX

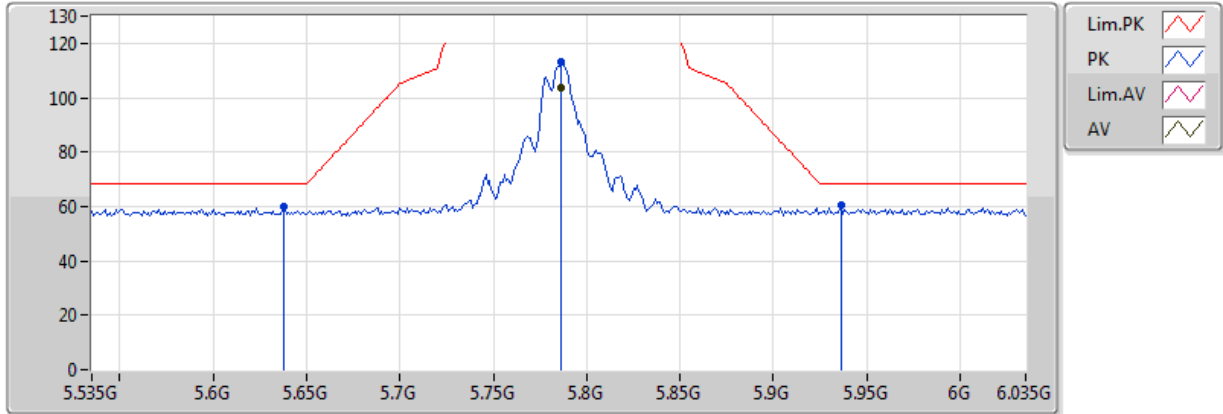


20170119  
EUT\_Z\_3TX  
Setting 17  
02-P-2  
FSU

Type	Freq(Hz)	Level(dBuV/m)	Limit(dBuV/m)	Margin(dB)	Factor(dB)	Dist(m)	Pol.(H/V)	Azimuth(°)	Height(m)	Comments
AV	11.4957G	46.61	54.00	-7.39	14.48	3	H	289	1.21	-
PK	11.4961G	59.49	74.00	-14.51	14.48	3	H	289	1.21	-

### 802.11a\_(6Mbps)\_3TX

### 5785MHz\_TX



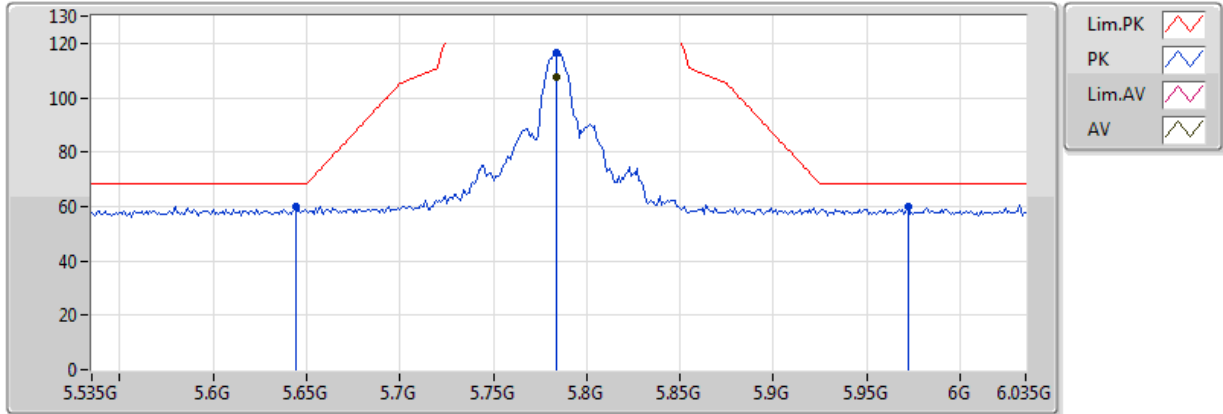
20170119  
EUT\_Z\_3TX  
Setting 1A  
02-P-2-10  
FSU

Type	Freq(Hz)	Level(dBuV/m)	Limit(dBuV/m)	Margin(dB)	Factor(dB)	Dist(m)	Pol.(H/V)	Azimuth(°)	Height(m)	Comments
AV	5.786G	103.63	Inf	-Inf	8.05	3	V	346	1.22	-
PK	5.638G	59.85	68.20	-8.35	7.98	3	V	346	1.22	-
PK	5.786G	112.97	Inf	-Inf	8.05	3	V	346	1.22	-
PK	5.936G	60.49	68.20	-7.71	8.29	3	V	346	1.22	-



### 802.11a\_(6Mbps)\_3TX

### 5785MHz\_TX

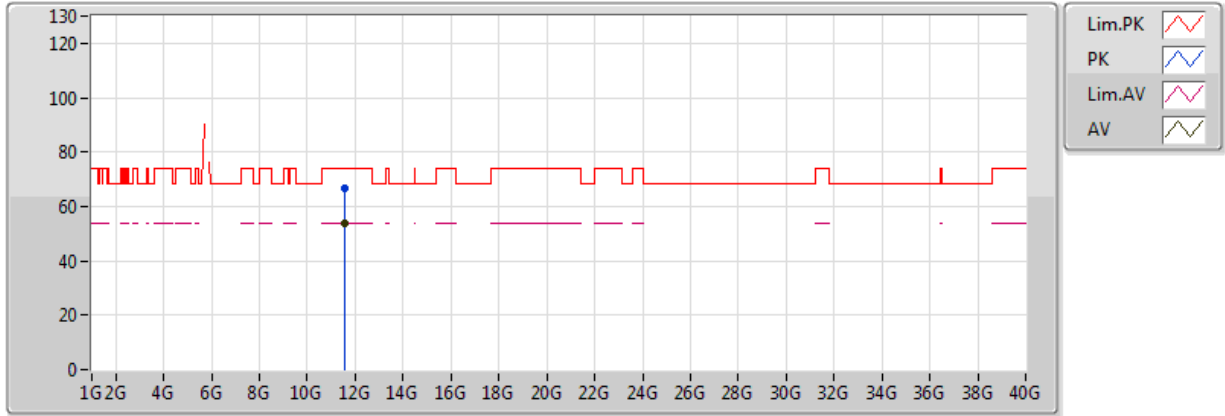


20170119  
EUT\_Z\_3TX  
Setting 1A  
02-P-2-10  
FSU

Type	Freq(Hz)	Level(dBuV/m)	Limit(dBuV/m)	Margin(dB)	Factor(dB)	Dist(m)	Pol.(H/V)	Azimuth(°)	Height(m)	Comments
AV	5.784G	107.35	Inf	-Inf	8.05	3	H	13	1.00	-
PK	5.644G	59.95	68.20	-8.25	7.98	3	H	13	1.00	-
PK	5.784G	116.67	Inf	-Inf	8.05	3	H	13	1.00	-
PK	5.972G	59.77	68.20	-8.43	8.35	3	H	13	1.00	-

### 802.11a\_(6Mbps)\_3TX

### 5785MHz\_TX

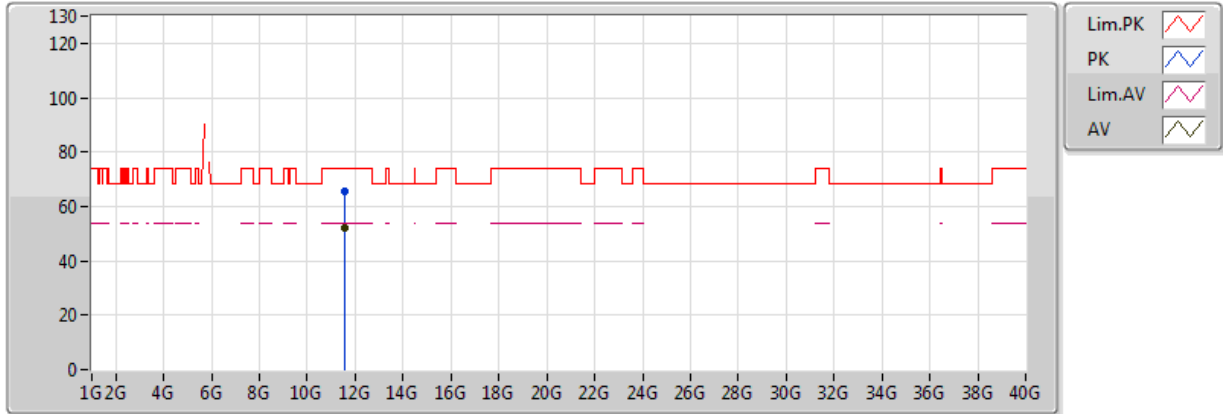


20170119  
EUT\_Z\_3TX  
Setting 1A  
02-P-2  
FSU

Type	Freq(Hz)	Level(dBuV/m)	Limit(dBuV/m)	Margin(dB)	Factor(dB)	Dist(m)	Pol.(H/V)	Azimuth(°)	Height(m)	Comments
AV	11.5637G	53.88	54.00	-0.12	14.52	3	V	278	1.05	-
PK	11.576G	66.88	74.00	-7.12	14.53	3	V	278	1.05	-

### 802.11a\_(6Mbps)\_3TX

### 5785MHz\_TX

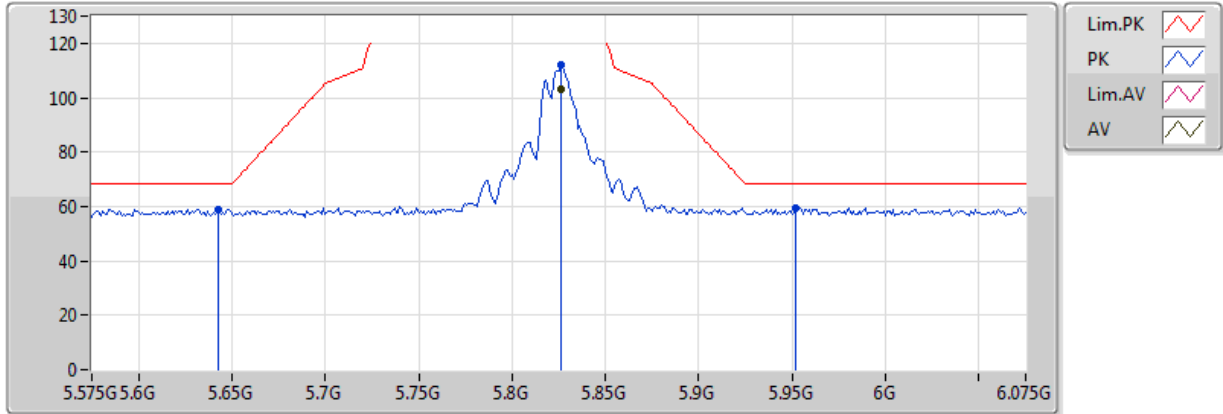


20170119  
EUT\_Z\_3TX  
Setting 1A  
02-P-2  
FSU

Type	Freq(Hz)	Level(dBuV/m)	Limit(dBuV/m)	Margin(dB)	Factor(dB)	Dist(m)	Pol.(H/V)	Azimuth(°)	Height(m)	Comments
AV	11.5733G	52.03	54.00	-1.97	14.53	3	H	134	1.15	-
PK	11.5759G	65.57	74.00	-8.43	14.53	3	H	134	1.15	-

### 802.11a\_(6Mbps)\_3TX

### 5825MHz\_TX

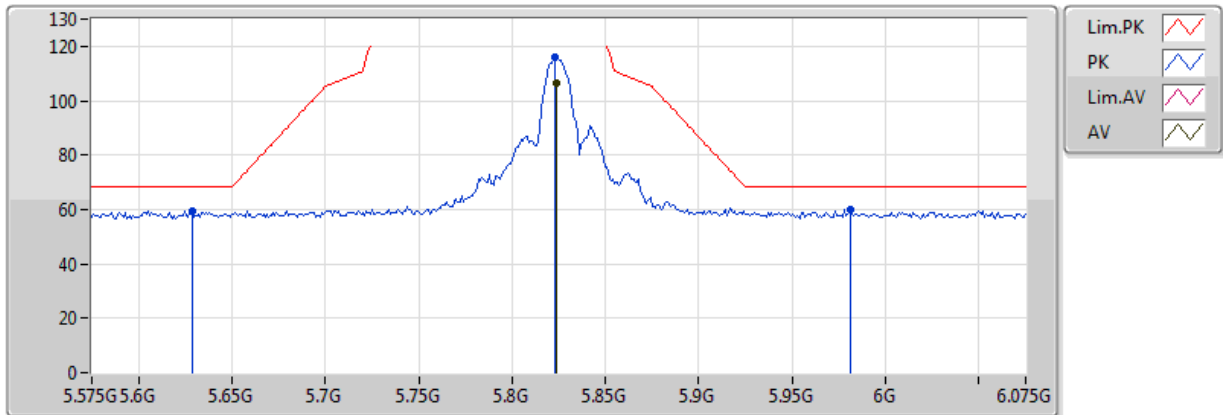


20170119  
EUT\_Z\_3TX  
Setting 19  
02-P-2-10  
FSU

Type	Freq(Hz)	Level(dBuV/m)	Limit(dBuV/m)	Margin(dB)	Factor(dB)	Dist(m)	Pol.(H/V)	Azimuth(°)	Height(m)	Comments
AV	5.826G	102.92	Inf	-Inf	8.10	3	V	341	1.36	-
PK	5.643G	59.09	68.20	-9.11	7.98	3	V	341	1.36	-
PK	5.826G	112.16	Inf	-Inf	8.10	3	V	341	1.36	-
PK	5.952G	59.48	68.20	-8.72	8.32	3	V	341	1.36	-

### 802.11a\_(6Mbps)\_3TX

### 5825MHz\_TX

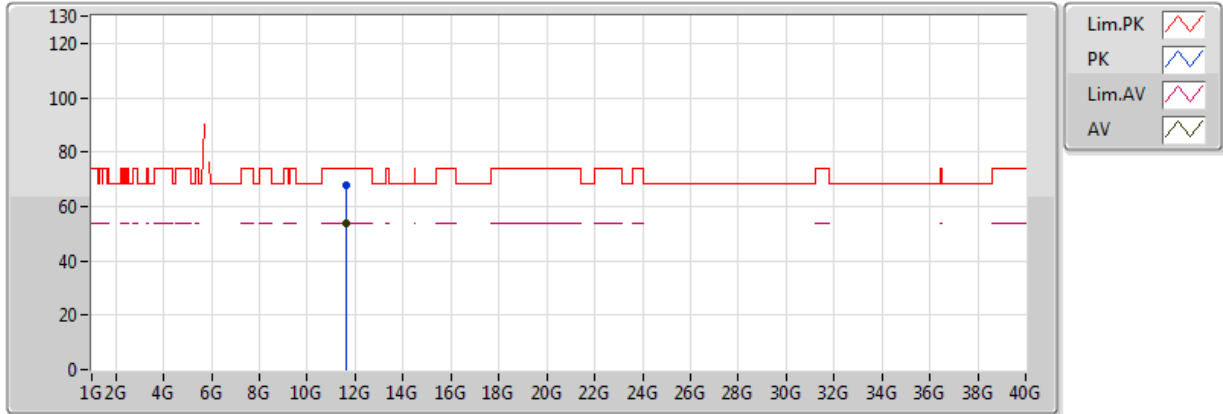


20170119  
EUT\_Z\_3TX  
Setting 19  
02-P-2-10  
FSU

Type	Freq(Hz)	Level(dBuV/m)	Limit(dBuV/m)	Margin(dB)	Factor(dB)	Dist(m)	Pol.(H/V)	Azimuth(°)	Height(m)	Comments
AV	5.824G	106.44	Inf	-Inf	8.10	3	H	8	1.06	-
PK	5.629G	59.42	68.20	-8.78	7.97	3	H	8	1.06	-
PK	5.823G	115.80	Inf	-Inf	8.10	3	H	8	1.06	-
PK	5.981G	60.01	68.20	-8.19	8.37	3	H	8	1.06	-

### 802.11a\_(6Mbps)\_3TX

### 5825MHz\_TX

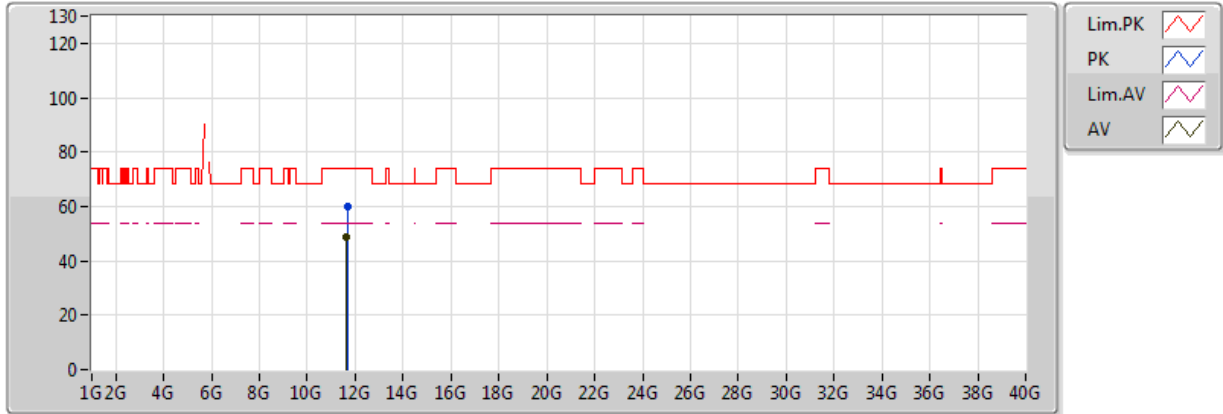


20170119  
EUT\_Z\_3TX  
Setting 19  
02-P-2  
FSU

Type	Freq(Hz)	Level(dBuV/m)	Limit(dBuV/m)	Margin(dB)	Factor(dB)	Dist(m)	Pol.(H/V)	Azimuth(°)	Height(m)	Comments
AV	11.6507G	53.66	54.00	-0.34	14.58	3	V	7	1.12	-
PK	11.6523G	67.89	74.00	-6.11	14.58	3	V	7	1.12	-

### 802.11a\_(6Mbps)\_3TX

### 5825MHz\_TX

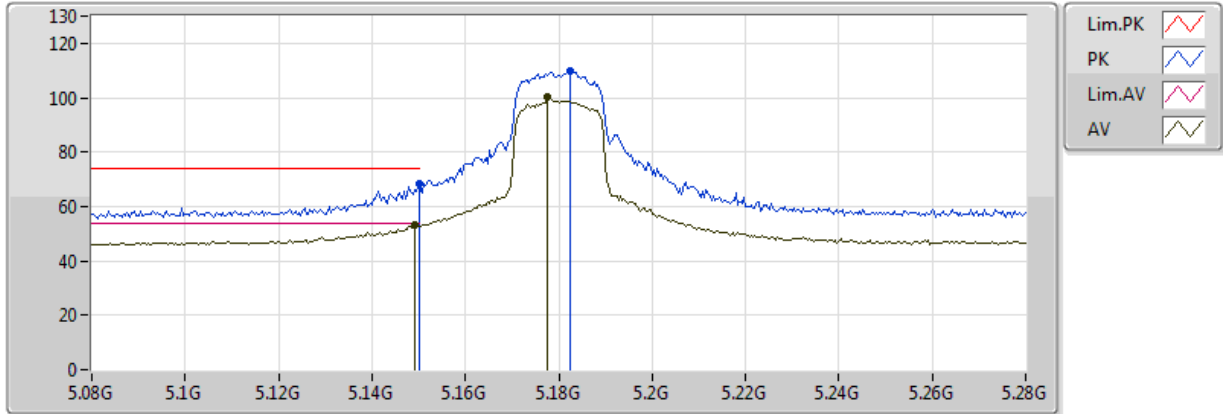


20170119  
EUT\_Z\_3TX  
Setting 19  
02-P-2  
FSU

Type	Freq(Hz)	Level(dBuV/m)	Limit(dBuV/m)	Margin(dB)	Factor(dB)	Dist(m)	Pol.(H/V)	Azimuth(°)	Height(m)	Comments
AV	11.6558G	48.55	54.00	-5.45	14.58	3	H	355	1.15	-
PK	11.6573G	59.71	74.00	-14.29	14.58	3	H	355	1.15	-

### 802.11ac VHT20\_Nss1,(MCS0)\_3TX

### 5180MHz\_TX



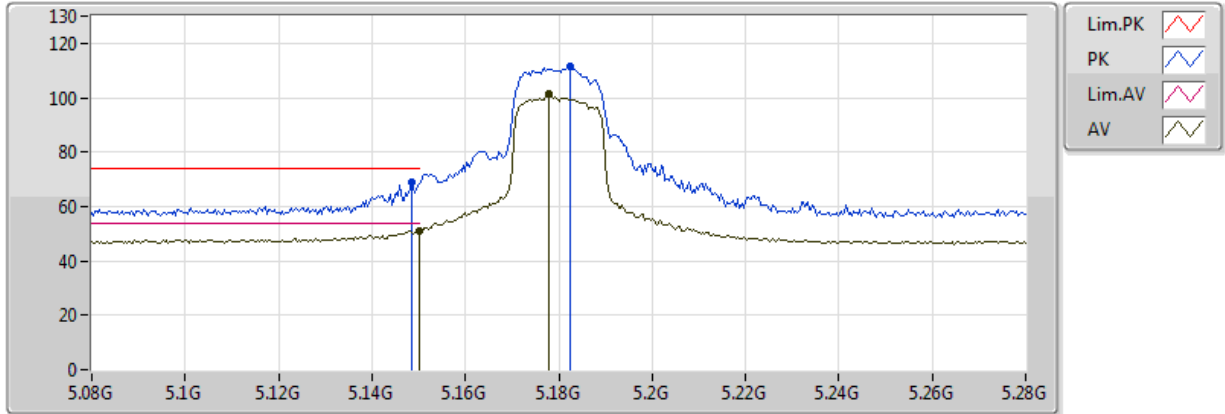
20170119  
EUT\_Z\_3TX  
Setting 1E  
02-P-2-10  
FSU

Type	Freq(Hz)	Level(dBuV/m)	Limit(dBuV/m)	Margin(dB)	Factor(dB)	Dist(m)	Pol.(H/V)	Azimuth(°)	Height(m)	Comments
AV	5.1492G	52.99	54.00	-1.01	7.04	3	V	71	1.17	-
AV	5.1776G	100.07	Inf	-Inf	7.12	3	V	71	1.17	-
PK	5.149995G	68.23	74.00	-5.77	7.04	3	V	71	1.17	-
PK	5.1824G	110.08	Inf	-Inf	7.13	3	V	71	1.17	-



### 802.11ac VHT20\_Nss1,(MCS0)\_3TX

### 5180MHz\_TX

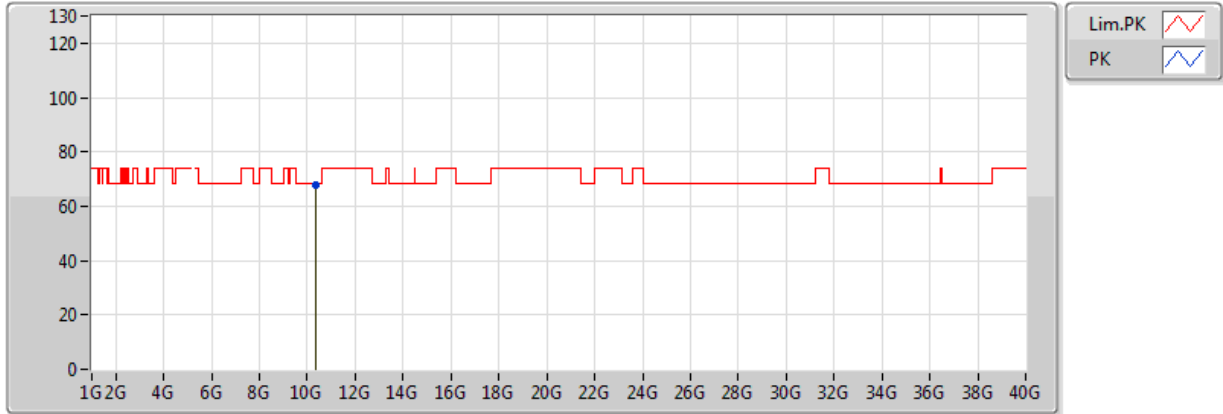


20170119  
EUT\_Z\_3TX  
Setting 1E  
02-P-2-10  
FSU

Type	Freq(Hz)	Level(dBuV/m)	Limit(dBuV/m)	Margin(dB)	Factor(dB)	Dist(m)	Pol.(H/V)	Azimuth(°)	Height(m)	Comments
AV	5.149995G	51.20	54.00	-2.80	7.04	3	H	287	1.04	-
AV	5.178G	101.54	Inf	-Inf	7.12	3	H	287	1.04	-
PK	5.1484G	69.04	74.00	-4.96	7.04	3	H	287	1.04	-
PK	5.1824G	111.73	Inf	-Inf	7.13	3	H	287	1.04	-

### 802.11ac VHT20\_Nss1,(MCS0)\_3TX

### 5180MHz\_TX

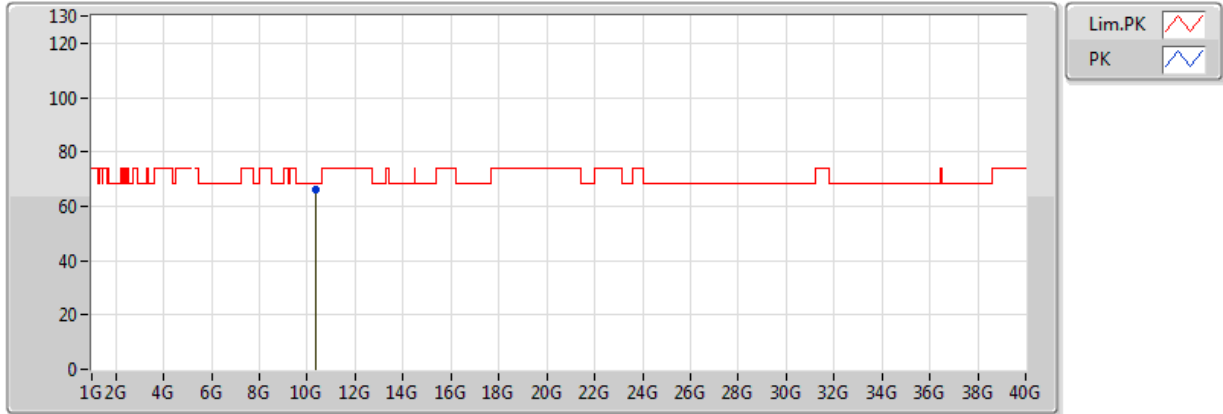


20170119  
EUT\_Z\_3TX  
Setting 1E  
02-P-2  
FSU

Type	Freq(Hz)	Level(dBuV/m)	Limit(dBuV/m)	Margin(dB)	Factor(dB)	Dist(m)	Pol.(H/V)	Azimuth(°)	Height(m)	Comments
PK	10.3591G	67.97	68.20	-0.23	14.83	3	V	196	1.05	-

### 802.11ac VHT20\_Nss1,(MCS0)\_3TX

### 5180MHz\_TX

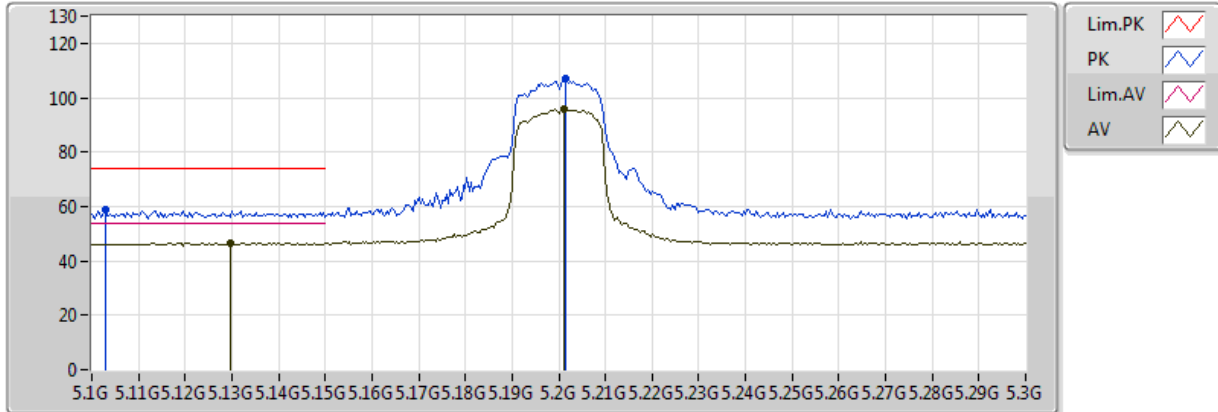


20170119  
EUT\_Z\_3TX  
Setting 1E  
02-P-2  
FSU

Type	Freq(Hz)	Level(dBuV/m)	Limit(dBuV/m)	Margin(dB)	Factor(dB)	Dist(m)	Pol.(H/V)	Azimuth(°)	Height(m)	Comments
PK	10.3591G	66.38	68.20	-1.82	14.83	3	H	19	1.00	-

### 802.11ac VHT20\_Nss1,(MCS0)\_3TX

### 5200MHz\_TX

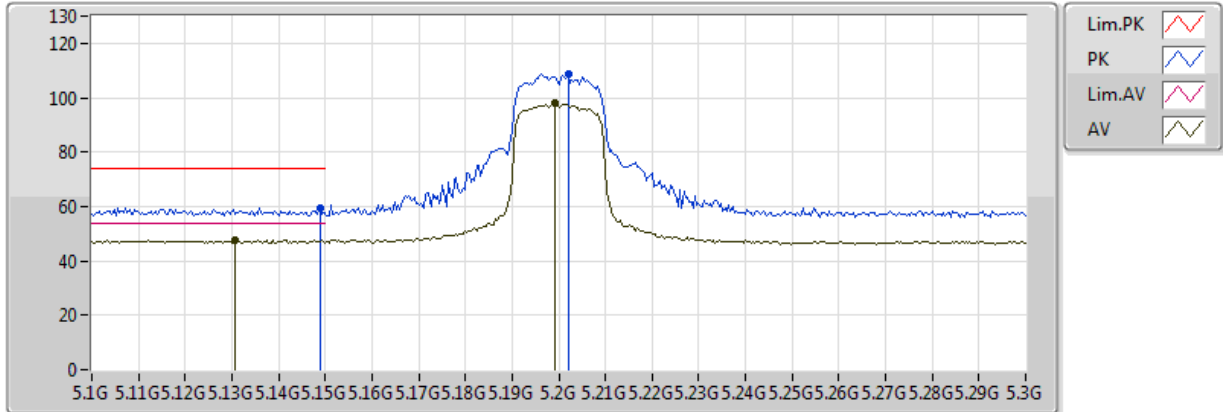


20170119  
 EUT\_Z\_3TX  
 Setting 1C  
 02-P-2-10  
 FSU

Type	Freq(Hz)	Level(dBuV/m)	Limit(dBuV/m)	Margin(dB)	Factor(dB)	Dist(m)	Pol.(H/V)	Azimuth(°)	Height(m)	Comments
AV	5.1296G	46.77	54.00	-7.23	6.99	3	V	357	1.34	-
AV	5.2012G	96.06	Inf	-Inf	7.18	3	V	357	1.34	-
PK	5.1028G	58.64	74.00	-15.36	6.92	3	V	357	1.34	-
PK	5.2016G	106.82	Inf	-Inf	7.18	3	V	357	1.34	-

### 802.11ac VHT20\_Nss1,(MCS0)\_3TX

### 5200MHz\_TX

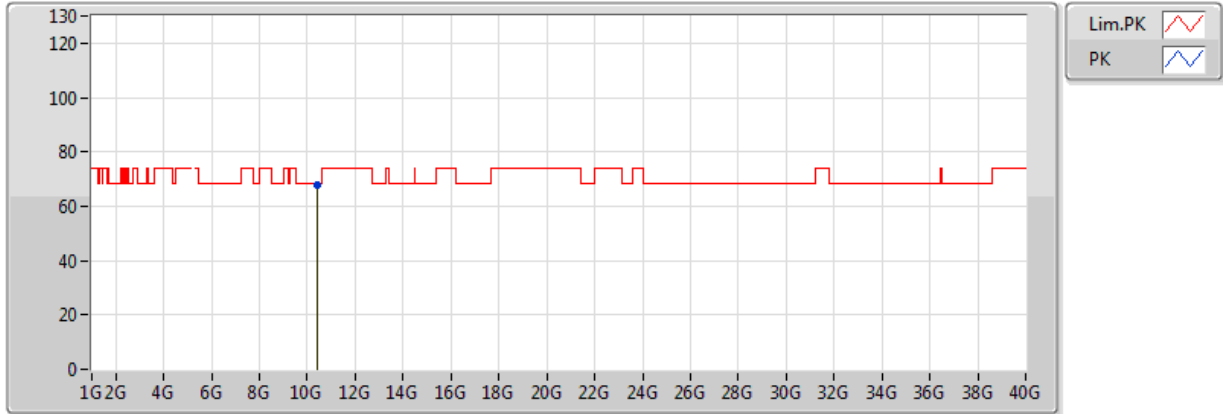


20170119  
EUT\_Z\_3TX  
Setting 1C  
02-P-2-10  
FSU

Type	Freq(Hz)	Level(dBuV/m)	Limit(dBuV/m)	Margin(dB)	Factor(dB)	Dist(m)	Pol.(H/V)	Azimuth(°)	Height(m)	Comments
AV	5.1308G	47.60	54.00	-6.40	6.99	3	H	343	1.47	-
AV	5.1992G	98.27	Inf	-Inf	7.18	3	H	343	1.47	-
PK	5.1488G	59.28	74.00	-14.72	7.04	3	H	343	1.47	-
PK	5.202G	108.53	Inf	-Inf	7.18	3	H	343	1.47	-

### 802.11ac VHT20\_Nss1,(MCS0)\_3TX

### 5200MHz\_TX

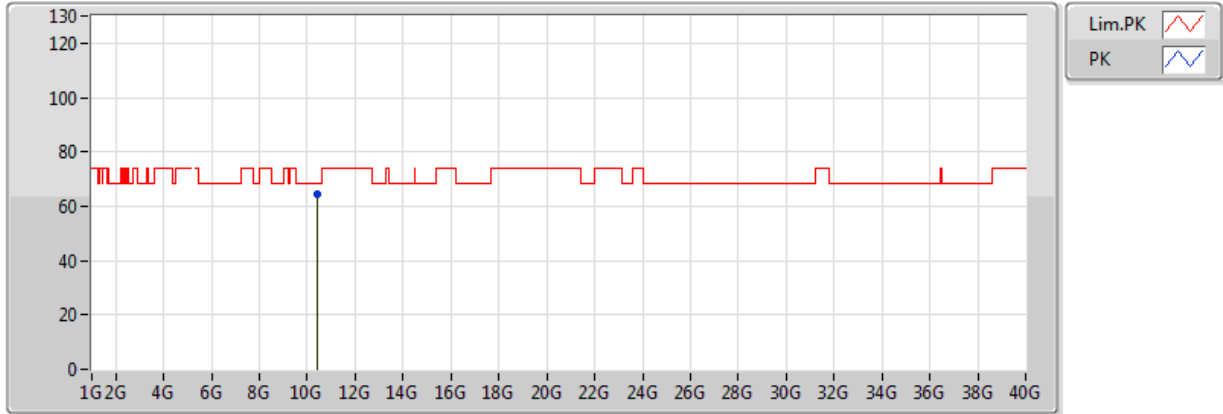


20170119  
EUT\_Z\_3TX  
Setting 1C  
02-P-2  
FSU

Type	Freq(Hz)	Level(dBuV/m)	Limit(dBuV/m)	Margin(dB)	Factor(dB)	Dist(m)	Pol.(H/V)	Azimuth(°)	Height(m)	Comments
PK	10.3989G	67.91	68.20	-0.29	14.79	3	V	359	1.01	-

### 802.11ac VHT20\_Nss1,(MCS0)\_3TX

### 5200MHz\_TX

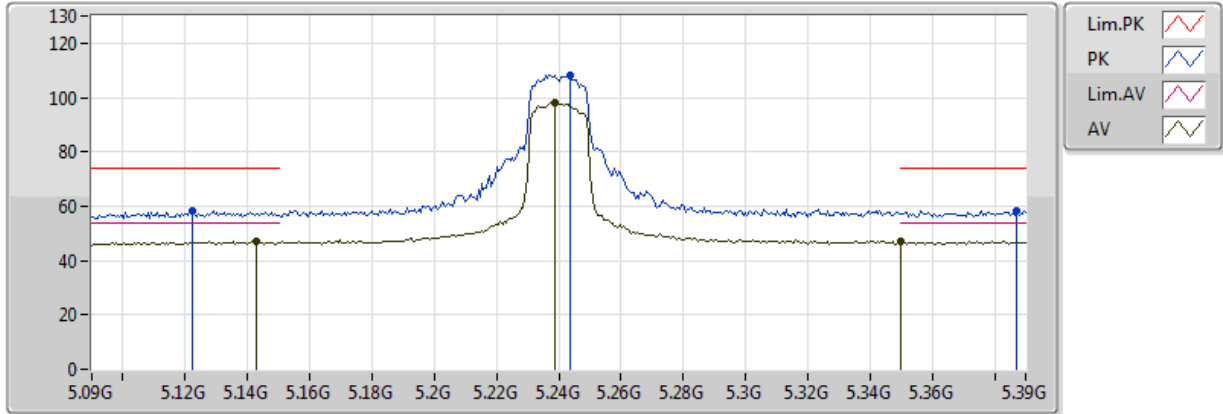


20170119  
EUT\_Z\_3TX  
Setting 1C  
02-P-2  
FSU

Type	Freq(Hz)	Level(dBuV/m)	Limit(dBuV/m)	Margin(dB)	Factor(dB)	Dist(m)	Pol.(H/V)	Azimuth(°)	Height(m)	Comments
PK	10.399G	64.36	68.20	-3.84	14.79	3	H	13	1.05	-

### 802.11ac VHT20\_Nss1,(MCS0)\_3TX

### 5240MHz\_TX



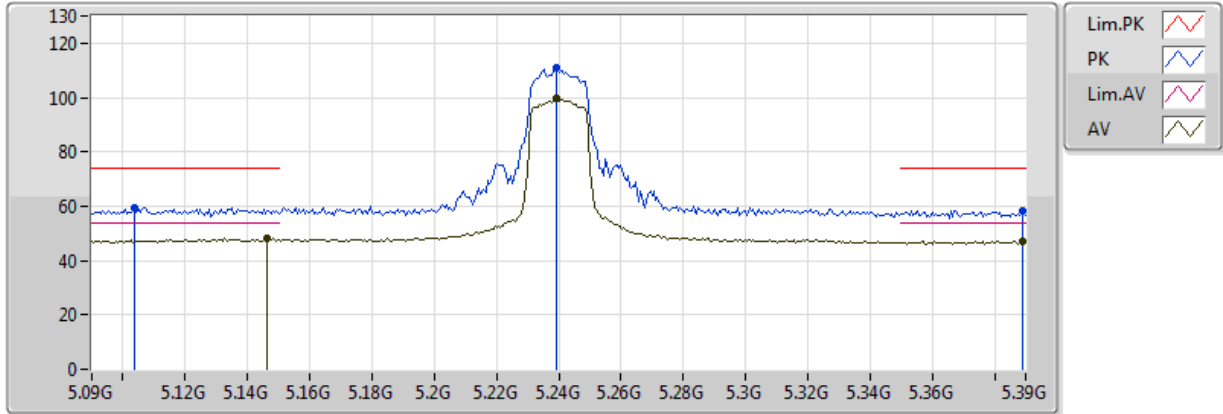
20170119  
EUT\_Z\_3TX  
Setting 1B  
02-P-2-10  
FSU

Type	Freq(Hz)	Level(dBuV/m)	Limit(dBuV/m)	Margin(dB)	Factor(dB)	Dist(m)	Pol.(H/V)	Azimuth(°)	Height(m)	Comments
AV	5.1428G	46.98	54.00	-7.02	7.03	3	V	71	1.01	-
AV	5.2388G	98.32	Inf	-Inf	7.26	3	V	71	1.01	-
AV	5.350005G	47.18	54.00	-6.82	7.48	3	V	71	1.01	-
PK	5.1224G	58.35	74.00	-15.65	6.97	3	V	71	1.01	-
PK	5.2436G	108.02	Inf	-Inf	7.27	3	V	71	1.01	-
PK	5.387G	58.48	74.00	-15.52	7.55	3	V	71	1.01	-



### 802.11ac VHT20\_Nss1,(MCS0)\_3TX

### 5240MHz\_TX

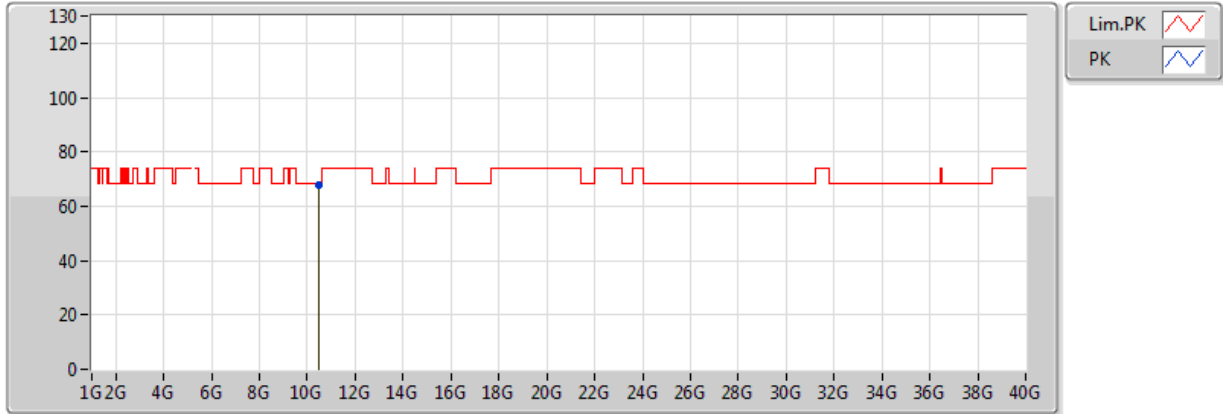


20170119  
EUT\_Z\_3TX  
Setting 1B  
02-P-2-10  
FSU

Type	Freq(Hz)	Level(dBuV/m)	Limit(dBuV/m)	Margin(dB)	Factor(dB)	Dist(m)	Pol.(H/V)	Azimuth(°)	Height(m)	Comments
AV	5.1464G	48.13	54.00	-5.87	7.04	3	H	322	1.01	-
AV	5.2394G	99.74	Inf	-Inf	7.26	3	H	322	1.01	-
AV	5.3888G	46.98	54.00	-7.02	7.55	3	H	322	1.01	-
PK	5.1038G	59.57	74.00	-14.43	6.92	3	H	322	1.01	-
PK	5.2394G	110.88	Inf	-Inf	7.26	3	H	322	1.01	-
PK	5.3888G	58.47	74.00	-15.53	7.55	3	H	322	1.01	-

### 802.11ac VHT20\_Nss1,(MCS0)\_3TX

### 5240MHz\_TX

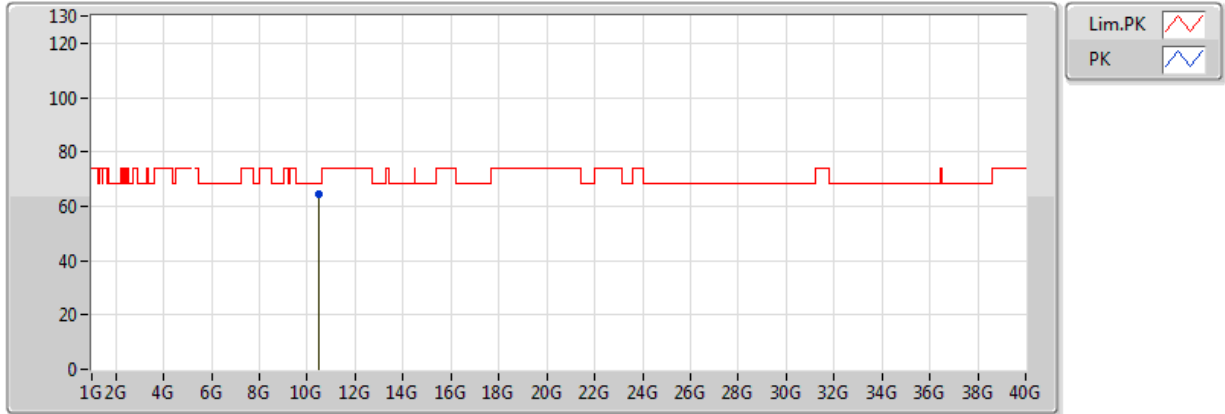


20170119  
EUT\_Z\_3TX  
Setting 1B  
02-P-2  
FSU

Type	Freq(Hz)	Level(dBuV/m)	Limit(dBuV/m)	Margin(dB)	Factor(dB)	Dist(m)	Pol.(H/V)	Azimuth(°)	Height(m)	Comments
PK	10.479G	67.78	68.20	-0.42	14.71	3	V	185	1.09	-

### 802.11ac VHT20\_Nss1,(MCS0)\_3TX

### 5240MHz\_TX

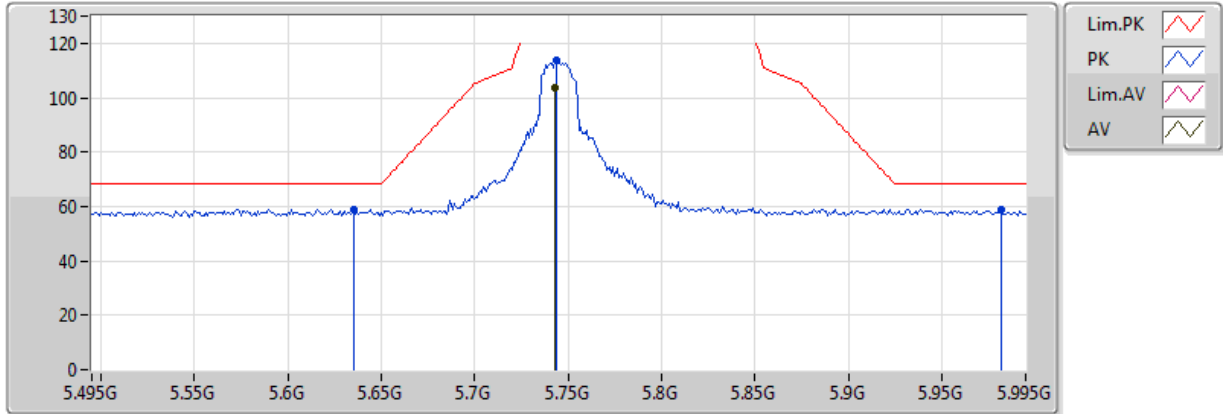


20170119  
EUT\_Z\_3TX  
Setting 1B  
02-P-2  
FSU

Type	Freq(Hz)	Level(dBuV/m)	Limit(dBuV/m)	Margin(dB)	Factor(dB)	Dist(m)	Pol.(H/V)	Azimuth(°)	Height(m)	Comments
PK	10.4793G	64.26	68.20	-3.94	14.71	3	H	13	1.10	-

### 802.11ac VHT20\_Nss1,(MCS0)\_3TX

### 5745MHz\_TX

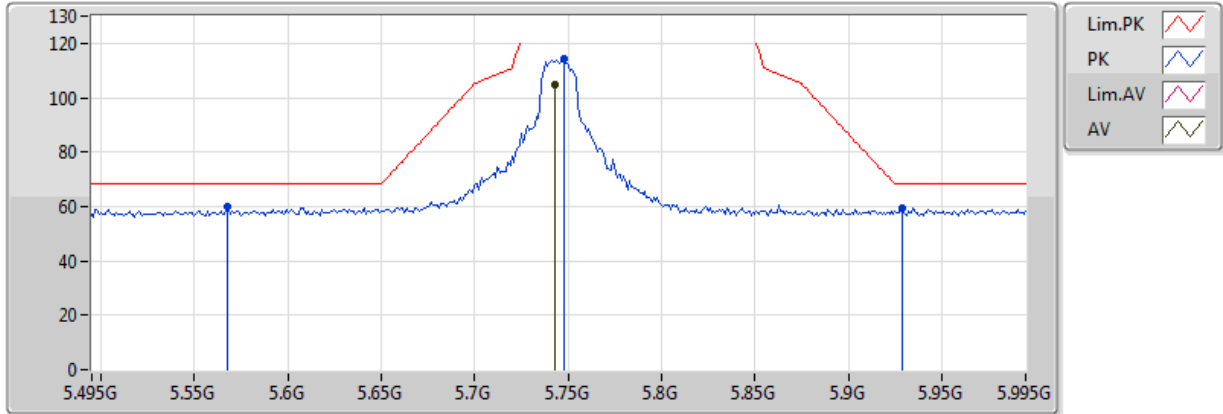


20170119  
EUT\_Z\_3TX  
Setting 24  
02-P-2-10  
FSU

Type	Freq(Hz)	Level(dBuV/m)	Limit(dBuV/m)	Margin(dB)	Factor(dB)	Dist(m)	Pol.(H/V)	Azimuth(°)	Height(m)	Comments
AV	5.743G	103.82	Inf	-Inf	8.03	3	V	73	1.20	-
PK	5.635G	58.83	68.20	-9.37	7.98	3	V	73	1.20	-
PK	5.744G	113.47	Inf	-Inf	8.03	3	V	73	1.20	-
PK	5.982G	58.81	68.20	-9.39	8.37	3	V	73	1.20	-

### 802.11ac VHT20\_Nss1,(MCS0)\_3TX

### 5745MHz\_TX

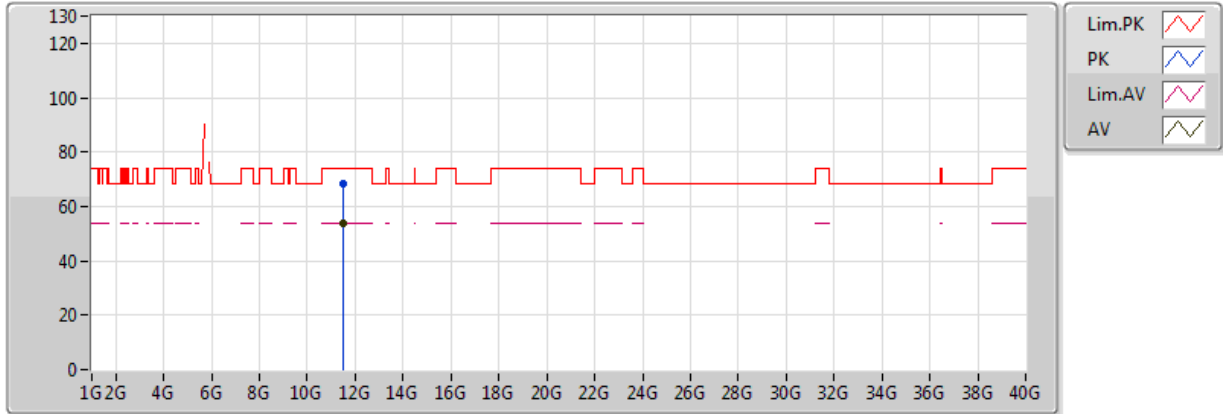


20170119  
EUT\_Z\_3TX  
Setting 24  
02-P-2-10  
FSU

Type	Freq(Hz)	Level(dBuV/m)	Limit(dBuV/m)	Margin(dB)	Factor(dB)	Dist(m)	Pol.(H/V)	Azimuth(°)	Height(m)	Comments
AV	5.743G	104.76	Inf	-Inf	8.03	3	H	329	1.00	-
PK	5.568G	59.76	68.20	-8.44	7.92	3	H	329	1.00	-
PK	5.748G	114.36	Inf	-Inf	8.03	3	H	329	1.00	-
PK	5.929G	59.26	68.20	-8.94	8.28	3	H	329	1.00	-

### 802.11ac VHT20\_Nss1,(MCS0)\_3TX

### 5745MHz\_TX

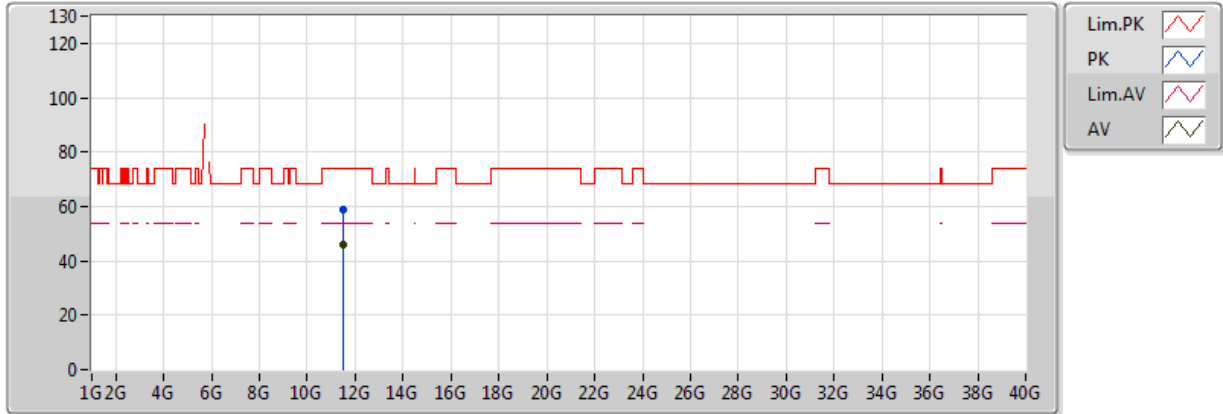


20170119  
EUT\_Z\_3TX  
Setting 24  
02-P-2  
FSU

Type	Freq(Hz)	Level(dBuV/m)	Limit(dBuV/m)	Margin(dB)	Factor(dB)	Dist(m)	Pol.(H/V)	Azimuth(°)	Height(m)	Comments
AV	11.4867G	53.71	54.00	-0.29	14.47	3	V	357	1.02	-
PK	11.4923G	68.27	74.00	-5.73	14.48	3	V	357	1.02	-

### 802.11ac VHT20\_Nss1,(MCS0)\_3TX

### 5745MHz\_TX

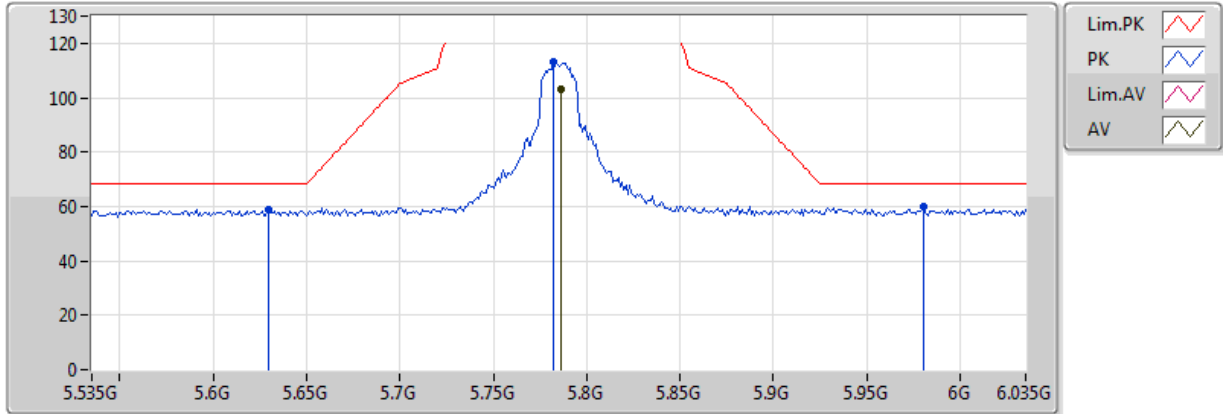


20170119  
EUT\_Z\_3TX  
Setting 24  
02-P-2  
FSU

Type	Freq(Hz)	Level(dBuV/m)	Limit(dBuV/m)	Margin(dB)	Factor(dB)	Dist(m)	Pol.(H/V)	Azimuth(°)	Height(m)	Comments
AV	11.4936G	46.04	54.00	-7.96	14.48	3	H	306	1.02	-
PK	11.481G	59.11	74.00	-14.89	14.47	3	H	306	1.02	-

### 802.11ac VHT20\_Nss1,(MCS0)\_3TX

### 5785MHz\_TX



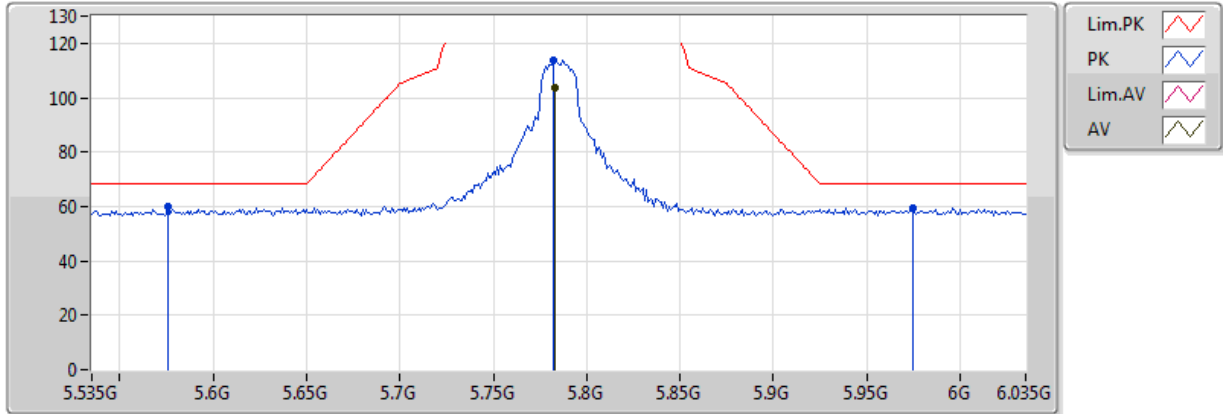
20170119  
EUT\_Z\_3TX  
Setting 24  
02-P-2-10  
FSU

Type	Freq(Hz)	Level(dBuV/m)	Limit(dBuV/m)	Margin(dB)	Factor(dB)	Dist(m)	Pol.(H/V)	Azimuth(°)	Height(m)	Comments
AV	5.786G	102.92	Inf	-Inf	8.05	3	V	64	1.16	-
PK	5.63G	58.96	68.20	-9.24	7.97	3	V	64	1.16	-
PK	5.782G	113.38	Inf	-Inf	8.05	3	V	64	1.16	-
PK	5.98G	59.68	68.20	-8.52	8.37	3	V	64	1.16	-



### 802.11ac VHT20\_Nss1,(MCS0)\_3TX

### 5785MHz\_TX

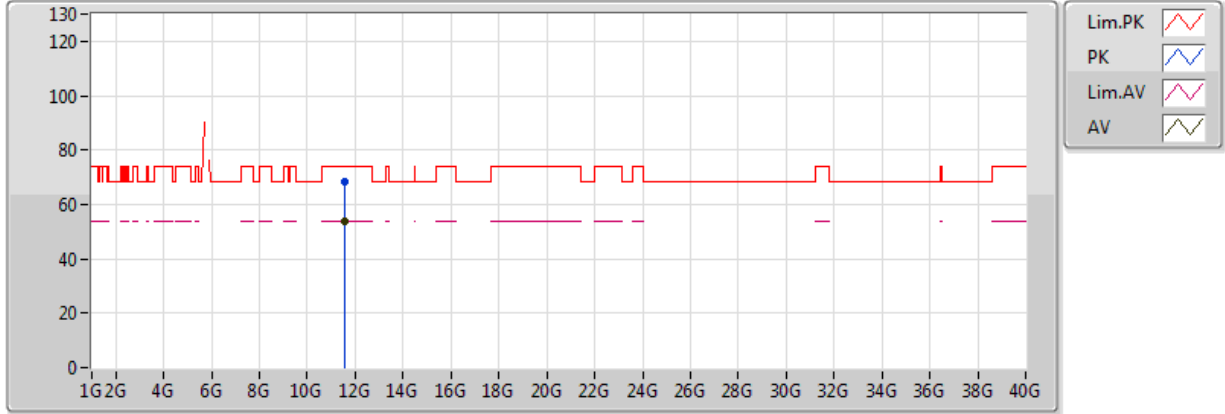


20170119  
EUT\_Z\_3TX  
Setting 24  
02-P-2-10  
FSU

Type	Freq(Hz)	Level(dBuV/m)	Limit(dBuV/m)	Margin(dB)	Factor(dB)	Dist(m)	Pol.(H/V)	Azimuth(°)	Height(m)	Comments
AV	5.783G	103.92	Inf	-Inf	8.05	3	H	320	1.00	-
PK	5.576G	60.09	68.20	-8.11	7.93	3	H	320	1.00	-
PK	5.782G	113.93	Inf	-Inf	8.05	3	H	320	1.00	-
PK	5.975G	59.65	68.20	-8.55	8.36	3	H	320	1.00	-

### 802.11ac VHT20\_Nss1,(MCS0)\_3TX

### 5785MHz\_TX

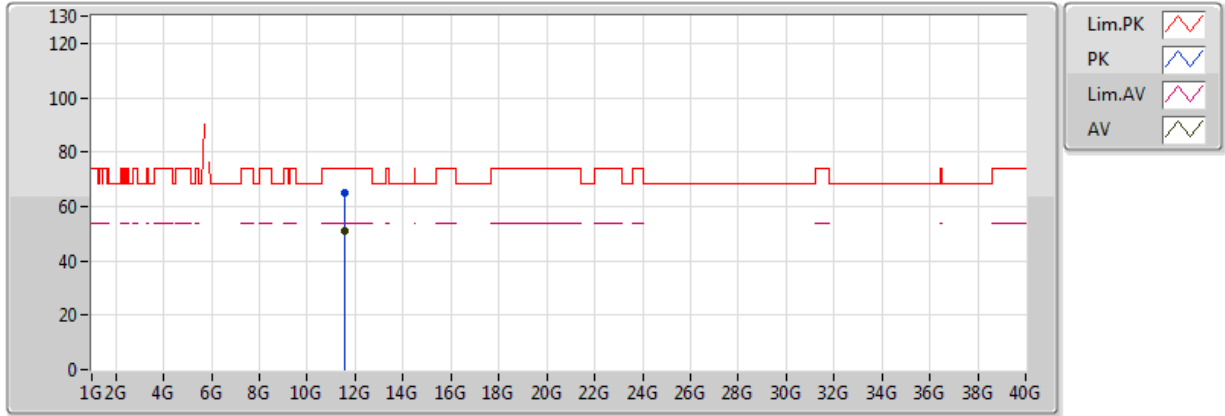


20170119  
EUT\_Z\_3TX  
Setting 24  
02-P-2  
FSU

Type	Freq(Hz)	Level(dBuV/m)	Limit(dBuV/m)	Margin(dB)	Factor(dB)	Dist(m)	Pol.(H/V)	Azimuth(°)	Height(m)	Comments
AV	11.5719G	53.75	54.00	-0.25	14.53	3	V	345	1.10	-
PK	11.5694G	68.34	74.00	-5.66	14.52	3	V	345	1.10	-

802.11ac VHT20\_Nss1,(MCS0)\_3TX

5785MHz\_TX

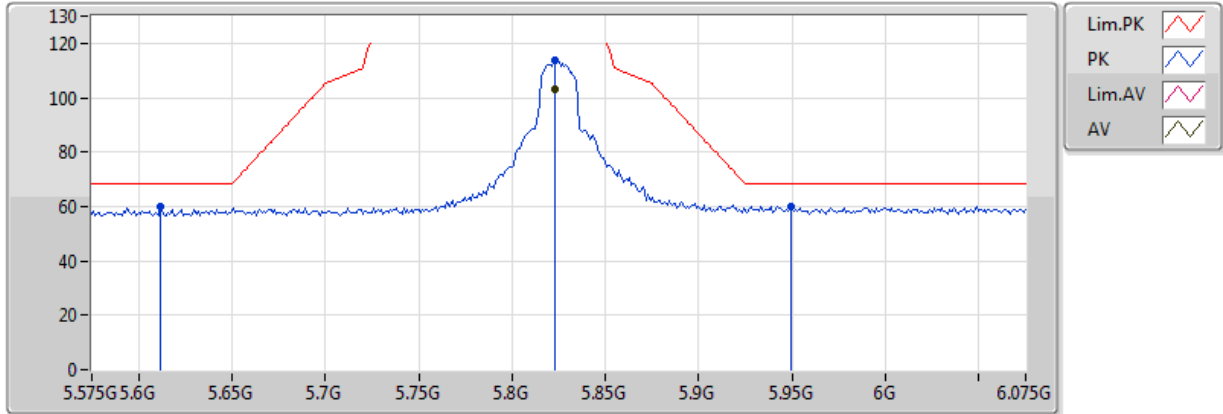


20170119  
EUT\_Z\_3TX  
Setting 24  
02-P-2  
FSU

Type	Freq(Hz)	Level(dBuV/m)	Limit(dBuV/m)	Margin(dB)	Factor(dB)	Dist(m)	Pol.(H/V)	Azimuth(°)	Height(m)	Comments
AV	11.5696G	51.18	54.00	-2.82	14.52	3	H	20	2.11	-
PK	11.5668G	64.76	74.00	-9.24	14.52	3	H	20	2.11	-

### 802.11ac VHT20\_Nss1,(MCS0)\_3TX

### 5825MHz\_TX

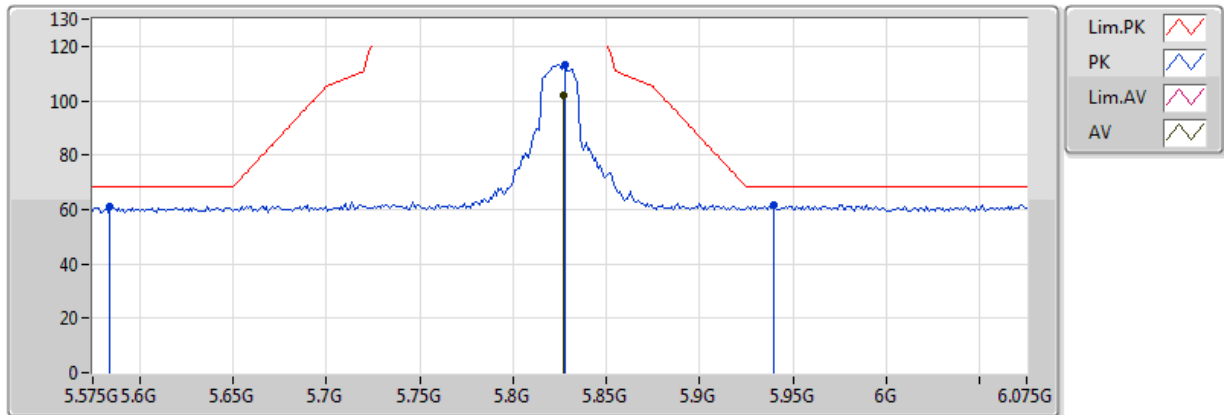


201702018  
 EUT\_Z\_3TX  
 Setting 25 (Max Setting)  
 02-R-2-10 FSP

Type	Freq(Hz)	Level(dBuV/m)	Limit(dBuV/m)	Margin(dB)	Factor(dB)	Dist(m)	Pol.(H/V)	Azimuth(°)	Height(m)	Comments
AV	5.823G	102.91	Inf	-Inf	8.10	3	V	64	1.00	-
PK	5.612G	59.77	68.20	-8.43	7.97	3	V	64	1.00	-
PK	5.823G	113.61	Inf	-Inf	8.10	3	V	64	1.00	-
PK	5.949G	59.74	68.20	-8.46	8.31	3	V	64	1.00	-

### 802.11ac VHT20\_Nss1,(MCS0)\_3TX

### 5825MHz\_TX

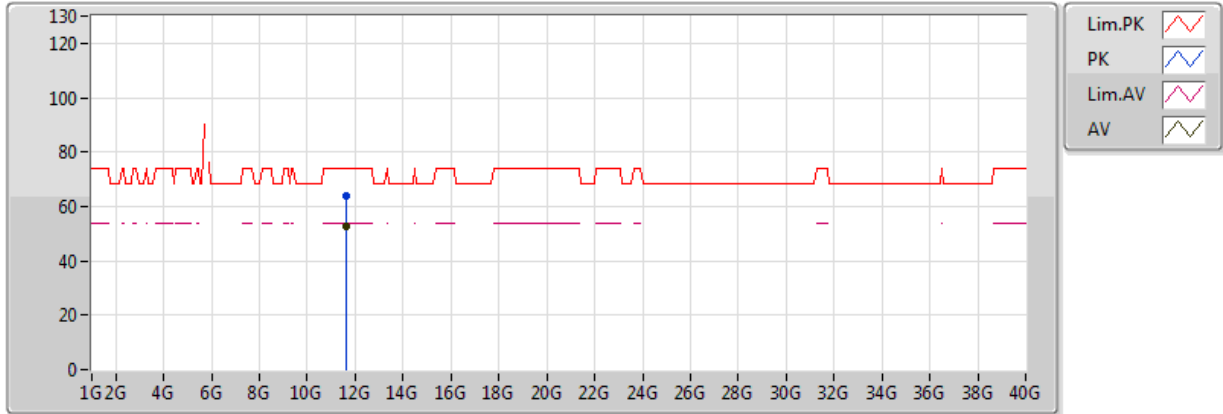


201702018  
 EUT\_Z\_3TX  
 Setting 25 (Max Setting)  
 02-R-2-10 FSP

Type	Freq(Hz)	Level(dBuV/m)	Limit(dBuV/m)	Margin(dB)	Factor(dB)	Dist(m)	Pol.(H/V)	Azimuth(°)	Height(m)	Comments
AV	5.827G	102.25	Inf	-Inf	8.33	3	H	85	1.01	-
PK	5.584G	61.27	68.20	-6.93	8.04	3	H	85	1.01	-
PK	5.828G	113.22	Inf	-Inf	8.33	3	H	85	1.01	-
PK	5.94G	61.81	68.20	-6.39	8.59	3	H	85	1.01	-

### 802.11ac VHT20\_Nss1,(MCS0)\_3TX

### 5825MHz\_TX

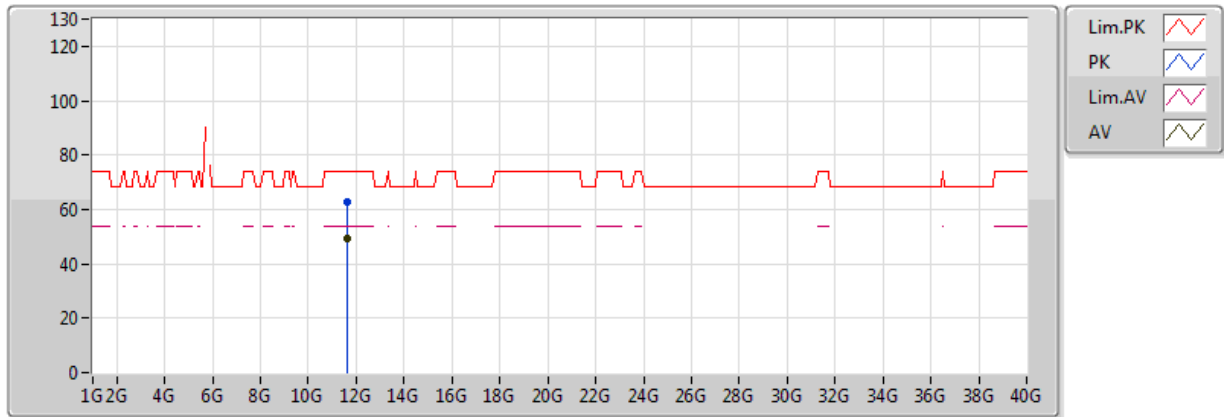


201702018  
 EUT\_Z\_3TX  
 Setting 25 (Max Setting)  
 02-R-2 FSP

Type	Freq(Hz)	Level(dBuV/m)	Limit(dBuV/m)	Margin(dB)	Factor(dB)	Dist(m)	Pol.(H/V)	Azimuth(°)	Height(m)	Comments
AV	11.6518G	52.95	54.00	-1.05	16.71	3	V	151	1.00	-
PK	11.6472G	64.03	74.00	-9.97	16.71	3	V	256	1.02	-

### 802.11ac VHT20\_Nss1,(MCS0)\_3TX

### 5825MHz\_TX

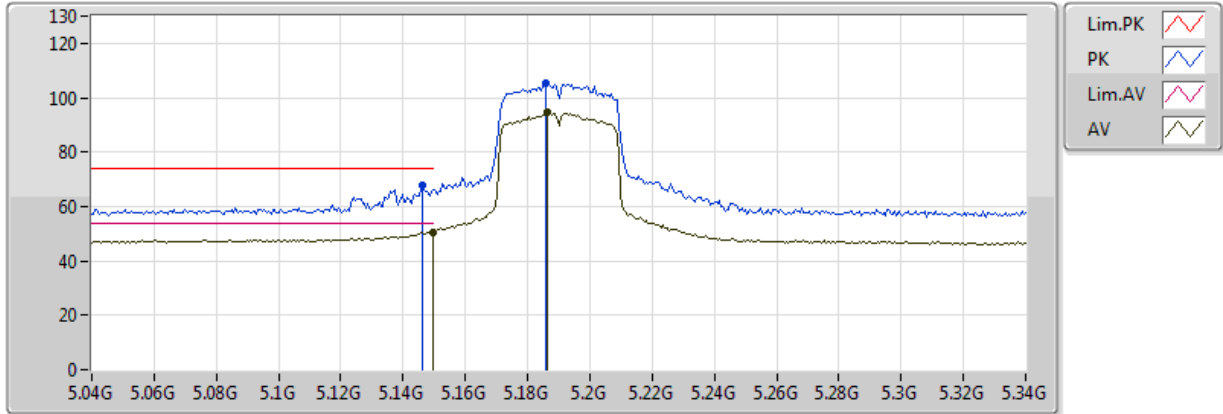


201702018  
 EUT\_Z\_3TX  
 Setting 25 (Max Setting)  
 02-R-2 FSP

Type	Freq(Hz)	Level(dBuV/m)	Limit(dBuV/m)	Margin(dB)	Factor(dB)	Dist(m)	Pol.(H/V)	Azimuth(°)	Height(m)	Comments
AV	11.6424G	49.16	54.00	-4.84	16.71	3	H	89	2.59	-
PK	11.6466G	62.93	74.00	-11.07	16.71	3	H	89	2.59	-

### 802.11ac VHT40\_Nss1,(MCS0)\_3TX

### 5190MHz\_TX



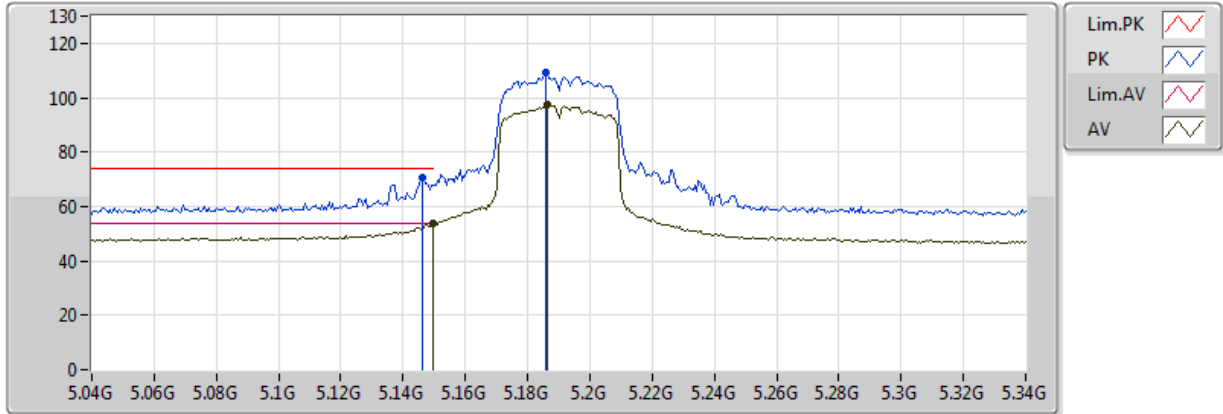
20170216  
EUT\_Z\_3TX  
Setting 1C  
06-S-6-10  
FSP

Type	Freq(Hz)	Level(dBuV/m)	Limit(dBuV/m)	Margin(dB)	Factor(dB)	Dist(m)	Pol.(H/V)	Azimuth(°)	Height(m)	Comments
AV	5.1498G	50.64	54.00	-3.36	7.23	3	V	80	1.02	-
AV	5.1864G	94.76	Inf	-Inf	7.27	3	V	80	1.02	-
PK	5.1462G	67.87	74.00	-6.13	7.23	3	V	80	1.02	-
PK	5.1858G	105.62	Inf	-Inf	7.27	3	V	80	1.02	-



### 802.11ac VHT40\_Nss1,(MCS0)\_3TX

### 5190MHz\_TX

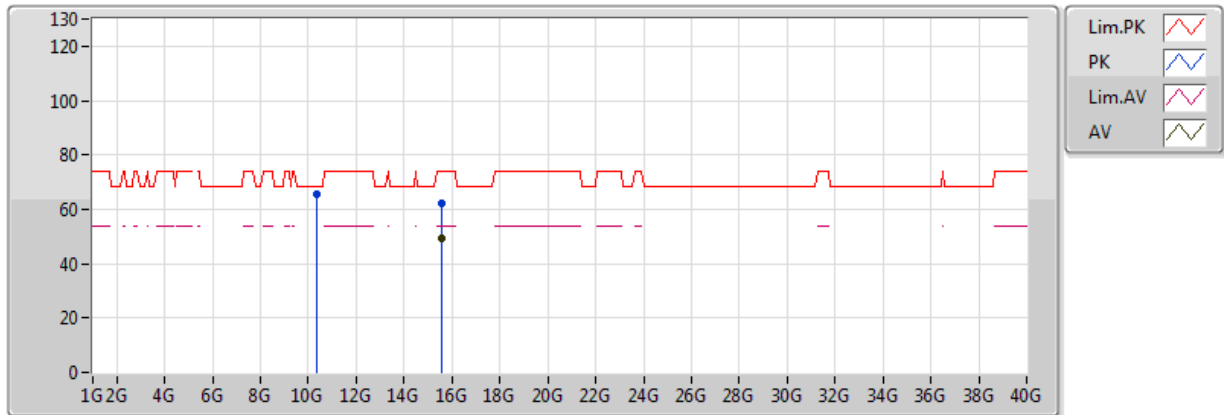


20170216  
EUT\_Z\_3TX  
Setting 1C  
06-S-6-10  
FSP

Type	Freq(Hz)	Level(dBuV/m)	Limit(dBuV/m)	Margin(dB)	Factor(dB)	Dist(m)	Pol.(H/V)	Azimuth(°)	Height(m)	Comments
AV	5.1498G	53.52	54.00	-0.48	7.23	3	H	354	1.18	-
AV	5.1864G	97.73	Inf	-Inf	7.27	3	H	354	1.18	-
PK	5.1462G	70.79	74.00	-3.21	7.23	3	H	354	1.18	-
PK	5.1858G	109.03	Inf	-Inf	7.27	3	H	354	1.18	-

### 802.11ac VHT40\_Nss1,(MCS0)\_3TX

### 5190MHz\_TX

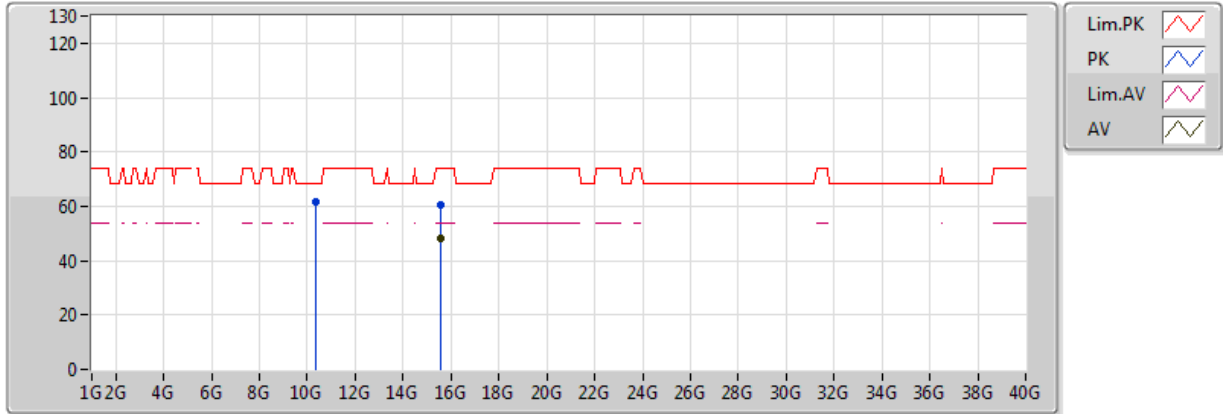


20170216  
EUT\_Z\_3TX  
Setting 1C  
06-S-6  
FSP

Type	Freq(Hz)	Level(dBuV/m)	Limit(dBuV/m)	Margin(dB)	Factor(dB)	Dist(m)	Pol.(H/V)	Azimuth(°)	Height(m)	Comments
AV	15.569024G	49.20	54.00	-4.80	17.86	3	V	314	1.50	-
PK	10.37658G	65.78	68.20	-2.42	16.38	3	V	12	1.11	-
PK	15.569188G	62.26	74.00	-11.74	17.86	3	V	314	1.50	-

### 802.11ac VHT40\_Nss1,(MCS0)\_3TX

### 5190MHz\_TX

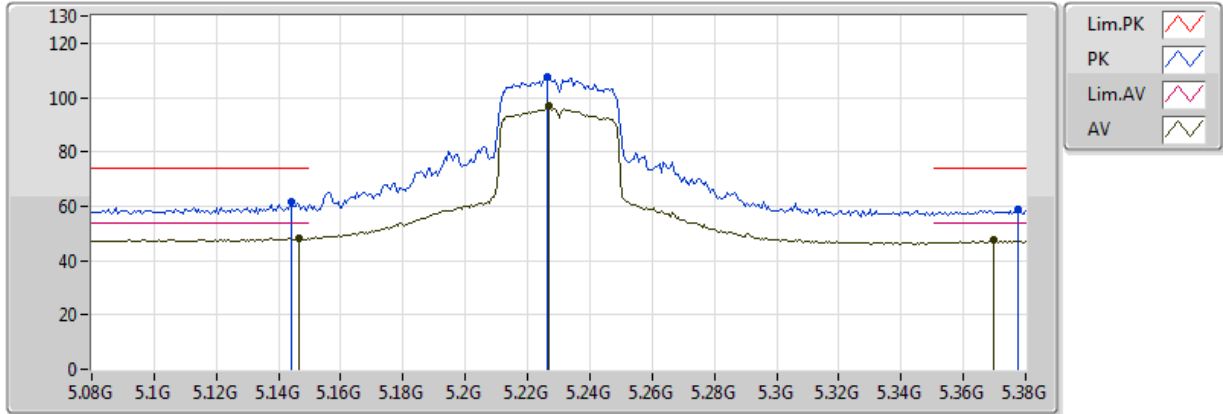


20170216  
EUT\_Z\_3TX  
Setting 1C  
06-S-6  
FSP

Type	Freq(Hz)	Level(dBuV/m)	Limit(dBuV/m)	Margin(dB)	Factor(dB)	Dist(m)	Pol.(H/V)	Azimuth(°)	Height(m)	Comments
AV	15.569596G	48.27	54.00	-5.73	17.86	3	H	322	1.50	-
PK	10.37676G	61.61	68.20	-6.59	16.38	3	H	322	1.50	-
PK	15.569176G	60.75	74.00	-13.25	17.86	3	H	322	1.50	-

### 802.11ac VHT40\_Nss1,(MCS0)\_3TX

### 5230MHz\_TX

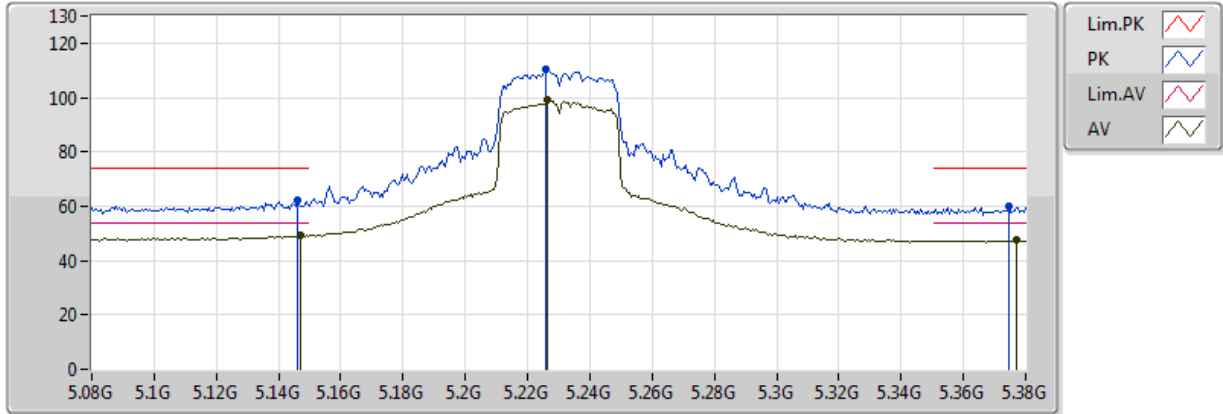


20170216  
EUT\_Z\_3TX  
Setting 1F  
06-S-6-10  
FSP

Type	Freq(Hz)	Level(dBuV/m)	Limit(dBuV/m)	Margin(dB)	Factor(dB)	Dist(m)	Pol.(H/V)	Azimuth(°)	Height(m)	Comments
AV	5.1466G	48.10	54.00	-5.90	7.23	3	V	300	1.42	-
AV	5.227G	97.08	Inf	-Inf	7.32	3	V	276	2.43	-
AV	5.3698G	47.36	54.00	-6.64	7.54	3	V	288	2.25	-
PK	5.1442G	61.39	74.00	-12.61	7.23	3	V	300	1.42	-
PK	5.2264G	107.64	Inf	-Inf	7.32	3	V	276	2.43	-
PK	5.3776G	59.01	74.00	-14.99	7.56	3	V	288	2.25	-

### 802.11ac VHT40\_Nss1,(MCS0)\_3TX

### 5230MHz\_TX

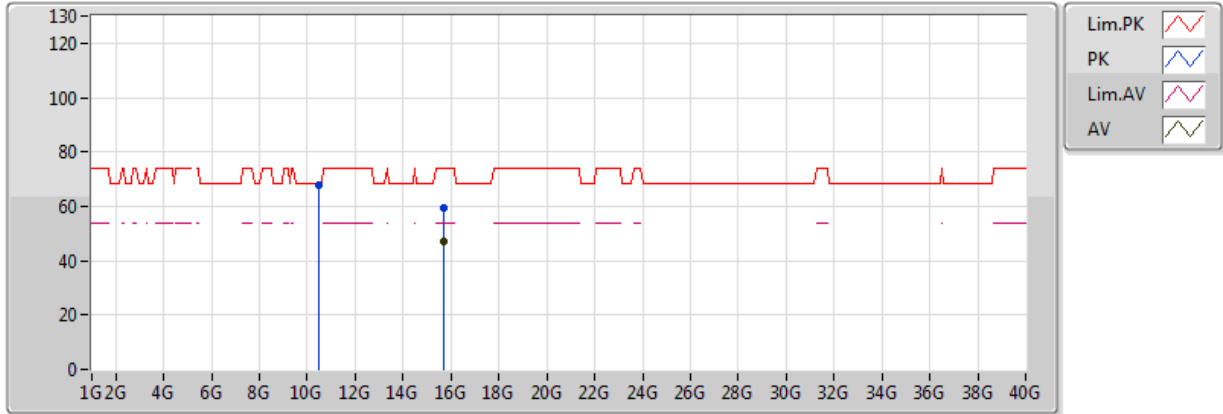


20170216  
EUT\_Z\_3TX  
Setting 1F  
06-S-6-10  
FSP

Type	Freq(Hz)	Level(dBuV/m)	Limit(dBuV/m)	Margin(dB)	Factor(dB)	Dist(m)	Pol.(H/V)	Azimuth(°)	Height(m)	Comments
AV	5.1472G	49.23	54.00	-4.77	7.23	3	H	258	1.98	-
AV	5.2264G	99.43	Inf	-Inf	7.32	3	H	90	2.25	-
AV	5.377G	47.50	54.00	-6.50	7.56	3	H	222	1.79	-
PK	5.146G	62.29	74.00	-11.71	7.23	3	H	258	1.98	-
PK	5.2258G	110.29	Inf	-Inf	7.32	3	H	90	2.25	-
PK	5.3746G	59.87	74.00	-14.13	7.55	3	H	222	1.79	-

### 802.11ac VHT40\_Nss1,(MCS0)\_3TX

### 5230MHz\_TX

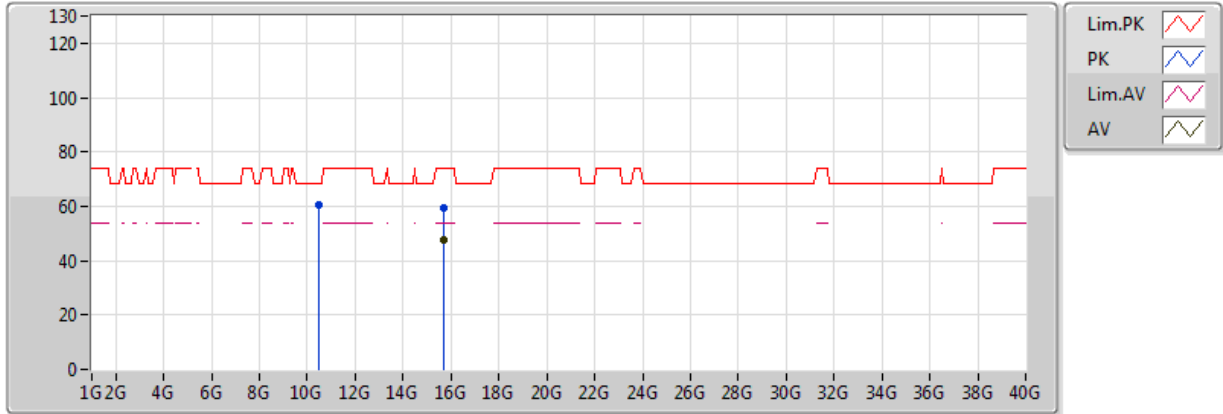


20170216  
EUT\_Z\_3TX  
Setting 1F  
06-S-6  
FSP

Type	Freq(Hz)	Level(dBuV/m)	Limit(dBuV/m)	Margin(dB)	Factor(dB)	Dist(m)	Pol.(H/V)	Azimuth(°)	Height(m)	Comments
AV	15.690348G	47.25	54.00	-6.75	17.52	3	V	187	1.49	-
PK	10.44914G	67.88	68.20	-0.32	16.48	3	V	145	1.83	-
PK	15.689808G	59.19	74.00	-14.81	17.52	3	V	187	1.49	-

### 802.11ac VHT40\_Nss1,(MCS0)\_3TX

### 5230MHz\_TX

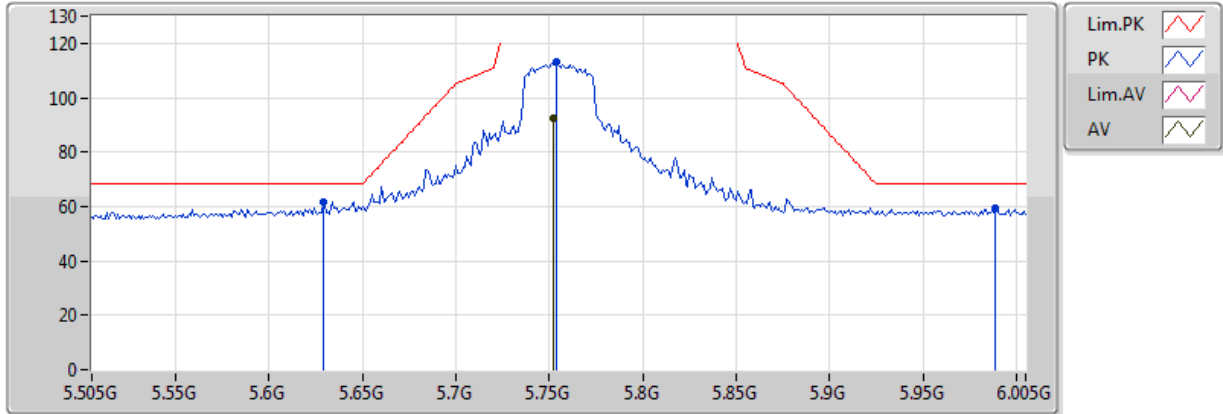


20170216  
EUT\_Z\_3TX  
Setting 1F  
06-S-6  
FSP

Type	Freq(Hz)	Level(dBuV/m)	Limit(dBuV/m)	Margin(dB)	Factor(dB)	Dist(m)	Pol.(H/V)	Azimuth(°)	Height(m)	Comments
AV	15.67638G	47.39	54.00	-6.61	17.56	3	H	243	2.17	-
PK	10.4495G	60.74	68.20	-7.46	16.48	3	H	263	1.43	-
PK	15.690888G	59.66	74.00	-14.34	17.51	3	H	243	2.43	-

### 802.11ac VHT40\_Nss1,(MCS0)\_3TX

### 5755MHz\_TX



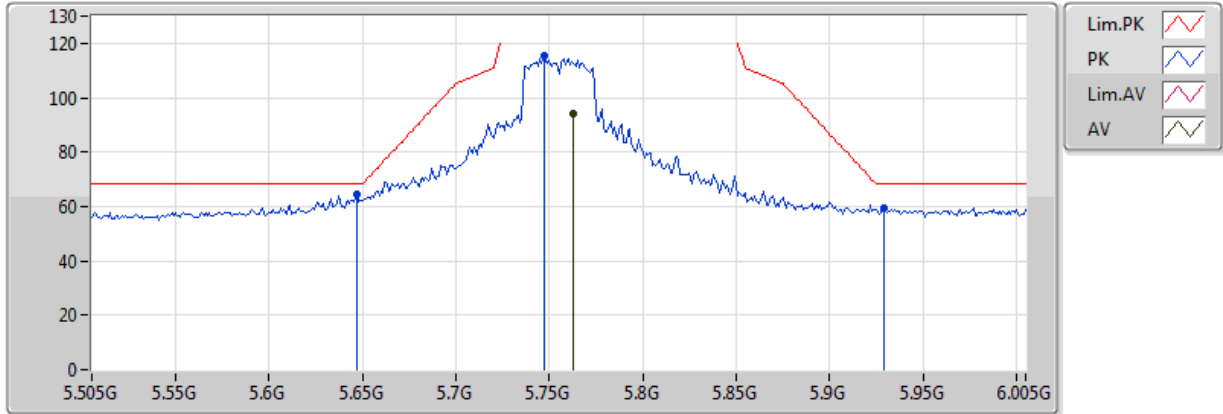
20170224  
 EUT Z 3TX  
 Setting 25  
 01-Z-1-10  
 FSU(100015)

Type	Freq(Hz)	Level(dBuV/m)	Limit(dBuV/m)	Margin(dB)	Factor(dB)	Dist(m)	Pol.(H/V)	Azimuth(°)	Height(m)	Comments
AV	5.752G	92.51	Inf	-Inf	5.89	3	V	336	1.06	-
PK	5.629G	61.75	68.20	-6.45	5.53	3	V	336	1.06	-
PK	5.754G	112.96	Inf	-Inf	5.89	3	V	336	1.06	-
PK	5.989G	59.23	68.20	-8.97	6.74	3	V	336	1.06	-



### 802.11ac VHT40\_Nss1,(MCS0)\_3TX

### 5755MHz\_TX

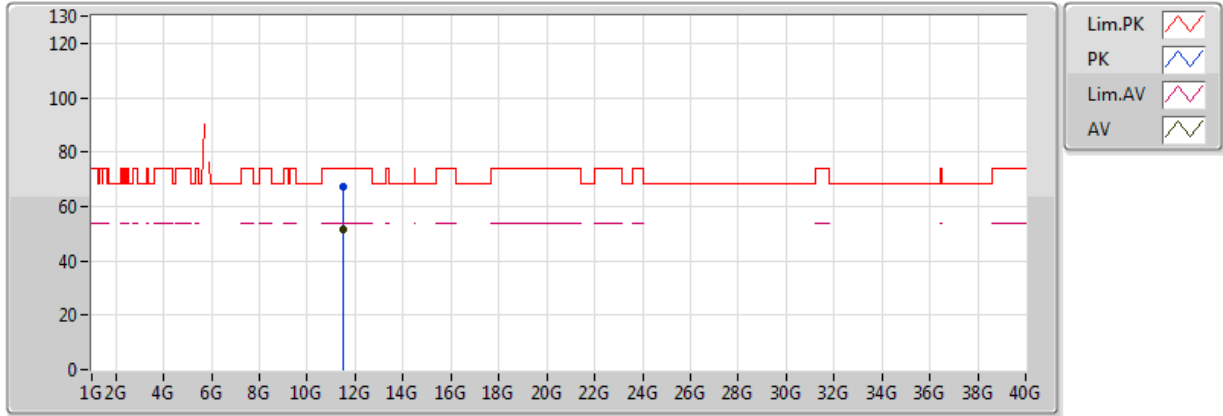


20170224  
EUT Z 3TX  
Seting 25  
01-Z-1-10  
FSU(100015)

Type	Freq(Hz)	Level(dBuV/m)	Limit(dBuV/m)	Margin(dB)	Factor(dB)	Dist(m)	Pol.(H/V)	Azimuth(°)	Height(m)	Comments
AV	5.763G	94.22	Inf	-Inf	5.92	3	H	310	1.06	-
PK	5.647G	64.39	68.20	-3.81	5.58	3	H	310	1.06	-
PK	5.747G	115.60	Inf	-Inf	5.87	3	H	310	1.06	-
PK	5.929G	59.53	68.20	-8.67	6.52	3	H	310	1.06	-

### 802.11ac VHT40\_Nss1,(MCS0)\_3TX

### 5755MHz\_TX

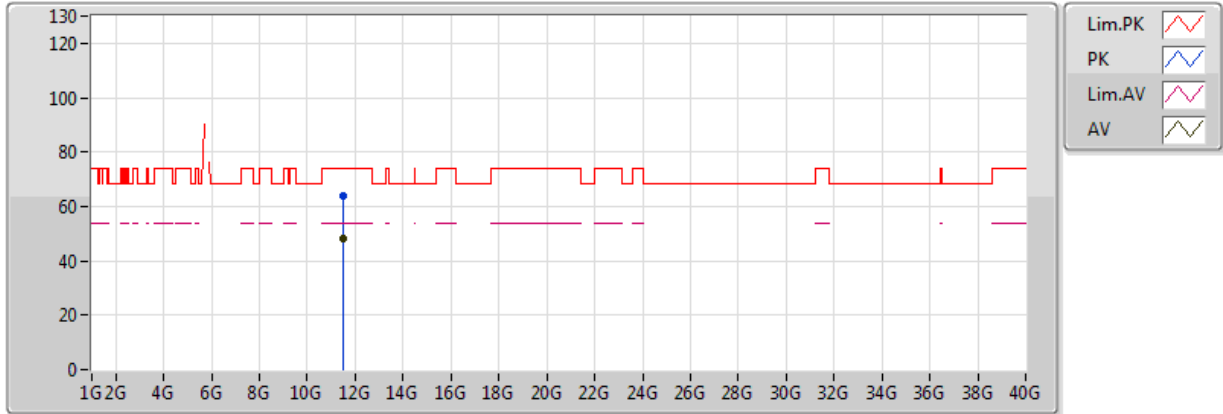


20170224  
 EUT Z 3TX  
 Setting 25  
 01-Z-1  
 FSU(100015)

Type	Freq(Hz)	Level(dBuV/m)	Limit(dBuV/m)	Margin(dB)	Factor(dB)	Dist(m)	Pol.(H/V)	Azimuth(°)	Height(m)	Comments
AV	11.50376G	51.31	54.00	-2.69	12.13	3	V	0	1.01	-
PK	11.50864G	67.22	74.00	-6.78	12.13	3	V	0	1.01	-

### 802.11ac VHT40\_Nss1,(MCS0)\_3TX

### 5755MHz\_TX

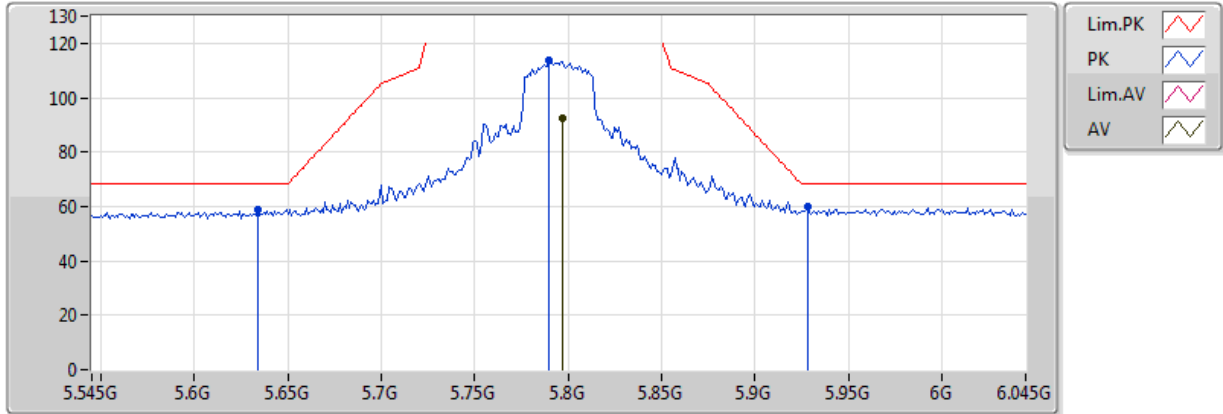


20170224  
 EUT Z 3TX  
 Seting 25  
 01-Z-1  
 FSU(100015)

Type	Freq(Hz)	Level(dBuV/m)	Limit(dBuV/m)	Margin(dB)	Factor(dB)	Dist(m)	Pol.(H/V)	Azimuth(°)	Height(m)	Comments
AV	11.5116G	48.44	54.00	-5.56	12.14	3	H	55	1.00	-
PK	11.51104G	64.02	74.00	-9.98	12.14	3	H	55	1.00	-

### 802.11ac VHT40\_Nss1,(MCS0)\_3TX

### 5795MHz\_TX

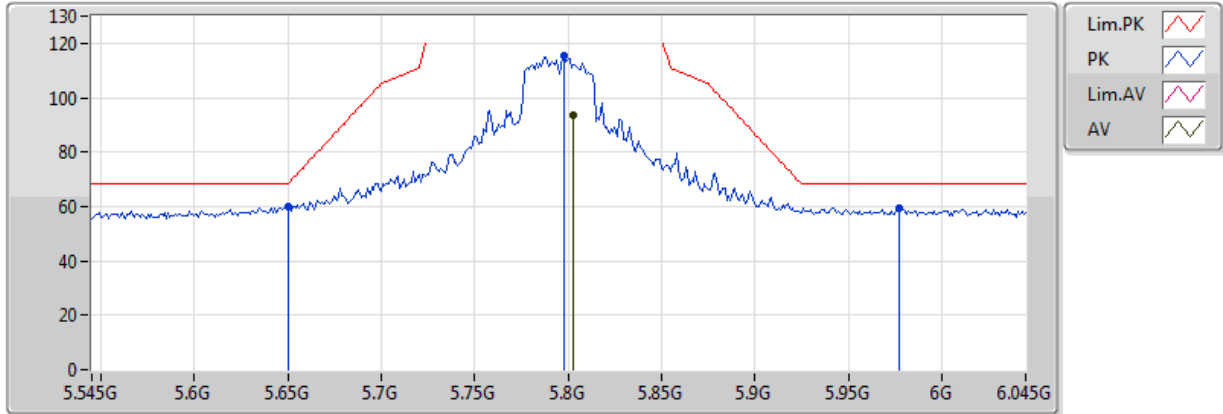


20170224  
 EUT Z 3TX  
 Setting 25  
 01-Z-1-10  
 FSU(100015)

Type	Freq(Hz)	Level(dBuV/m)	Limit(dBuV/m)	Margin(dB)	Factor(dB)	Dist(m)	Pol.(H/V)	Azimuth(°)	Height(m)	Comments
AV	5.797G	92.73	Inf	-Inf	6.01	3	V	336	1.02	-
PK	5.634G	58.91	68.20	-9.29	5.54	3	V	336	1.02	-
PK	5.79G	113.95	Inf	-Inf	5.99	3	V	336	1.02	-
PK	5.928G	59.73	68.20	-8.47	6.51	3	V	336	1.02	-

### 802.11ac VHT40\_Nss1,(MCS0)\_3TX

### 5795MHz\_TX

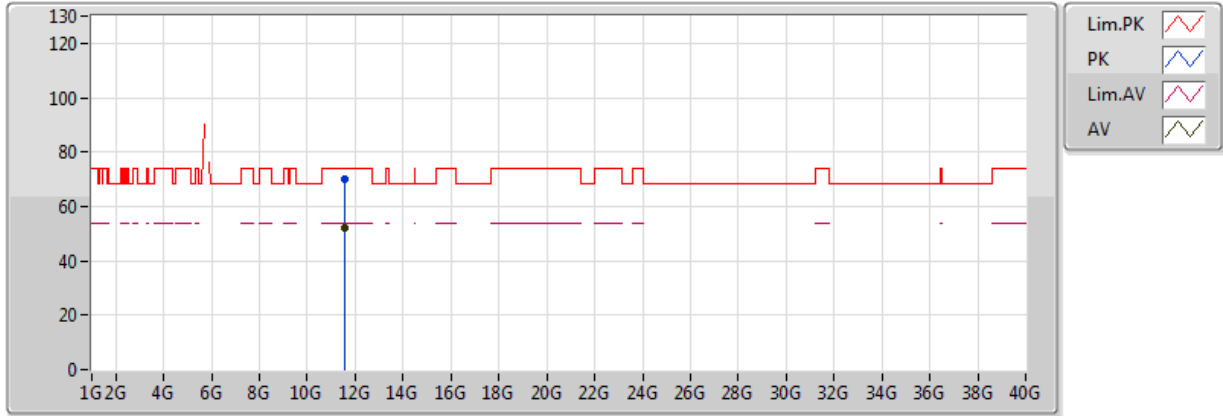


20170224  
 EUT Z 3TX  
 Seting 25  
 01-Z-1-10  
 FSU(100015)

Type	Freq(Hz)	Level(dBuV/m)	Limit(dBuV/m)	Margin(dB)	Factor(dB)	Dist(m)	Pol.(H/V)	Azimuth(°)	Height(m)	Comments
AV	5.803G	93.36	Inf	-Inf	6.03	3	H	332	1.00	-
PK	5.65G	60.20	68.20	-8.00	5.59	3	H	332	1.00	-
PK	5.798G	115.67	Inf	-Inf	6.01	3	H	332	1.00	-
PK	5.977G	59.61	68.20	-8.59	6.69	3	H	332	1.00	-

### 802.11ac VHT40\_Nss1,(MCS0)\_3TX

### 5795MHz\_TX

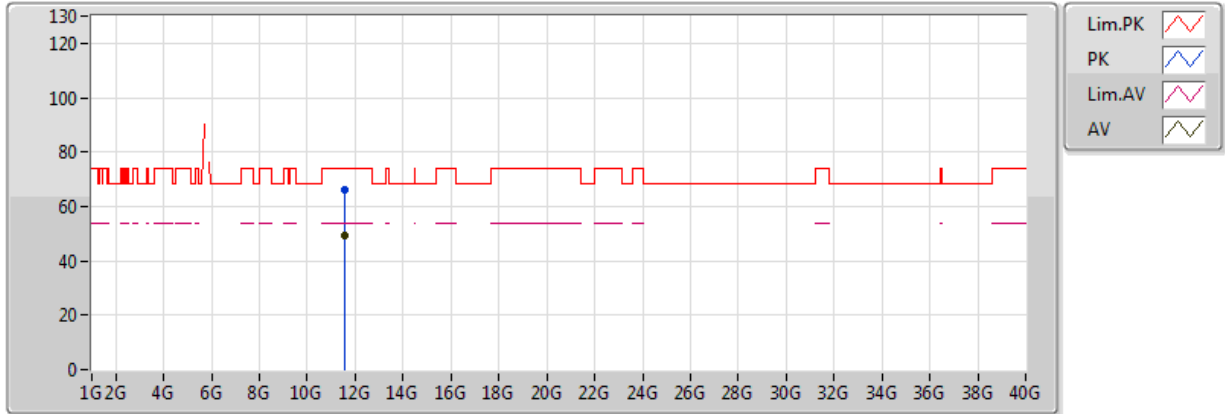


20170224  
 EUT Z 3TX  
 Setting 25  
 01-Z-1  
 FSU(100015)

Type	Freq(Hz)	Level(dBuV/m)	Limit(dBuV/m)	Margin(dB)	Factor(dB)	Dist(m)	Pol.(H/V)	Azimuth(°)	Height(m)	Comments
AV	11.5868G	52.08	54.00	-1.92	12.18	3	V	273	1.03	-
PK	11.58648G	69.78	74.00	-4.22	12.17	3	V	273	1.03	-

### 802.11ac VHT40\_Nss1,(MCS0)\_3TX

### 5795MHz\_TX

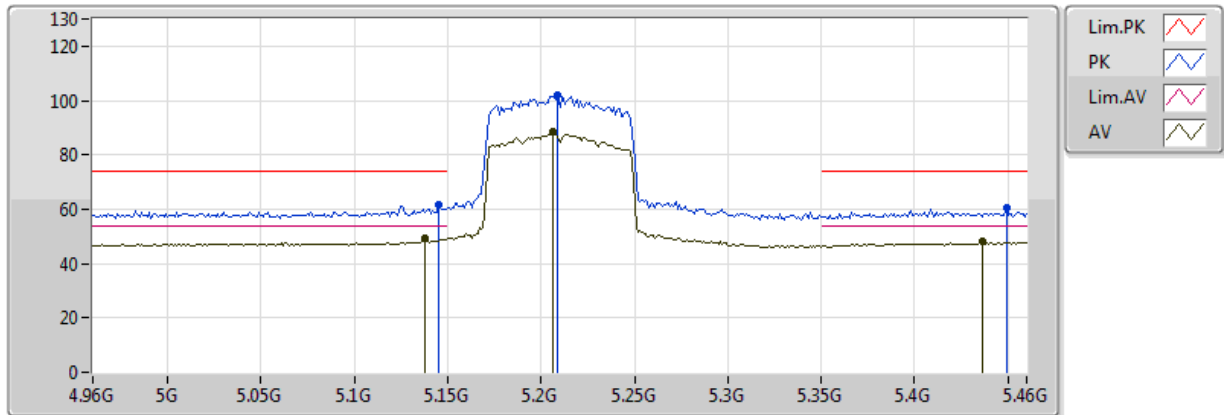


20170224  
 EUT Z 3TX  
 Seting 25  
 01-Z-1  
 FSU(100015)

Type	Freq(Hz)	Level(dBuV/m)	Limit(dBuV/m)	Margin(dB)	Factor(dB)	Dist(m)	Pol.(H/V)	Azimuth(°)	Height(m)	Comments
AV	11.58384G	49.32	54.00	-4.68	12.17	3	H	126	1.18	-
PK	11.58648G	66.40	74.00	-7.60	12.17	3	H	126	1.18	-

### 802.11ac VHT80\_Nss1,(MCS0)\_3TX

### 5210MHz\_TX



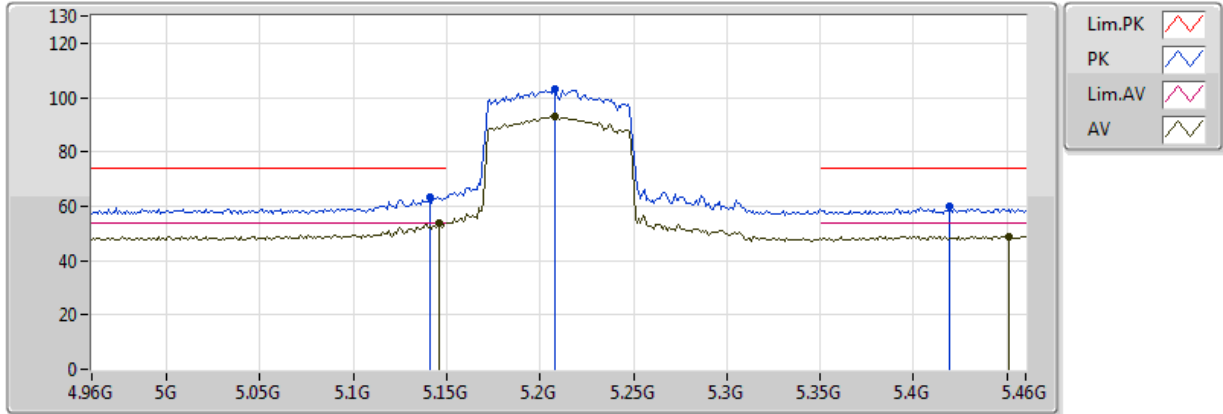
20170216  
EUT\_Z\_3TX  
Setting 16  
06-S-6-10  
FSP

Type	Freq(Hz)	Level(dBuV/m)	Limit(dBuV/m)	Margin(dB)	Factor(dB)	Dist(m)	Pol.(H/V)	Azimuth(°)	Height(m)	Comments
AV	5.138G	49.37	54.00	-4.63	7.22	3	V	85	1.09	-
AV	5.206G	88.34	Inf	-Inf	7.29	3	V	85	1.09	-
AV	5.436G	47.99	54.00	-6.01	7.67	3	V	85	1.09	-
PK	5.145G	61.55	74.00	-12.45	7.23	3	V	85	1.09	-
PK	5.209G	102.14	Inf	-Inf	7.29	3	V	85	1.09	-
PK	5.449G	60.29	74.00	-13.71	7.70	3	V	85	1.09	-



### 802.11ac VHT80\_Nss1,(MCS0)\_3TX

### 5210MHz\_TX

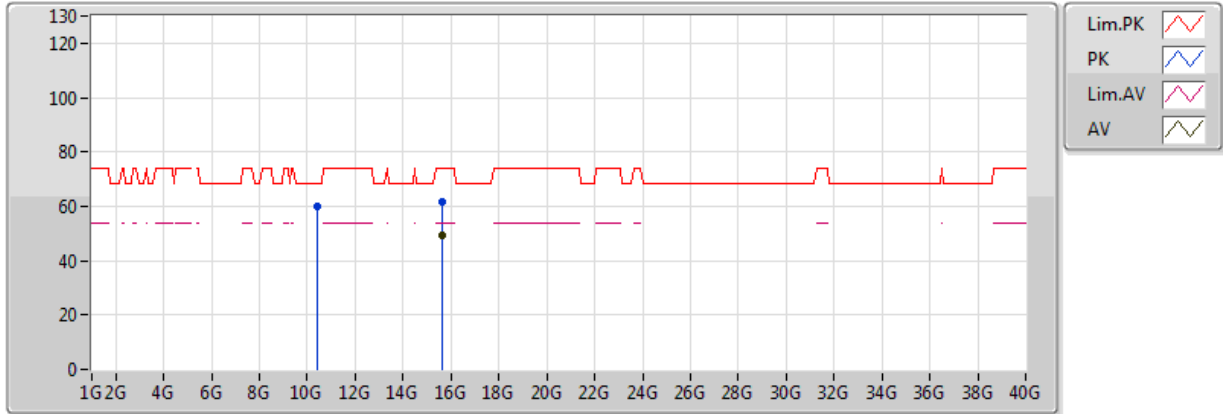


20170216  
EUT\_Z\_3TX  
Setting 16  
06-S-6-10  
FSP

Type	Freq(Hz)	Level(dBuV/m)	Limit(dBuV/m)	Margin(dB)	Factor(dB)	Dist(m)	Pol.(H/V)	Azimuth(°)	Height(m)	Comments
AV	5.146G	53.95	54.00	-0.05	7.23	3	H	1	1.05	-
AV	5.208G	93.05	Inf	-Inf	7.29	3	H	1	1.05	-
AV	5.451G	48.94	54.00	-5.06	7.71	3	H	1	1.05	-
PK	5.141G	63.58	74.00	-10.42	7.23	3	H	1	1.05	-
PK	5.208G	103.23	Inf	-Inf	7.29	3	H	1	1.05	-
PK	5.419G	60.09	74.00	-13.91	7.63	3	H	1	1.05	-

### 802.11ac VHT80\_Nss1,(MCS0)\_3TX

### 5210MHz\_TX

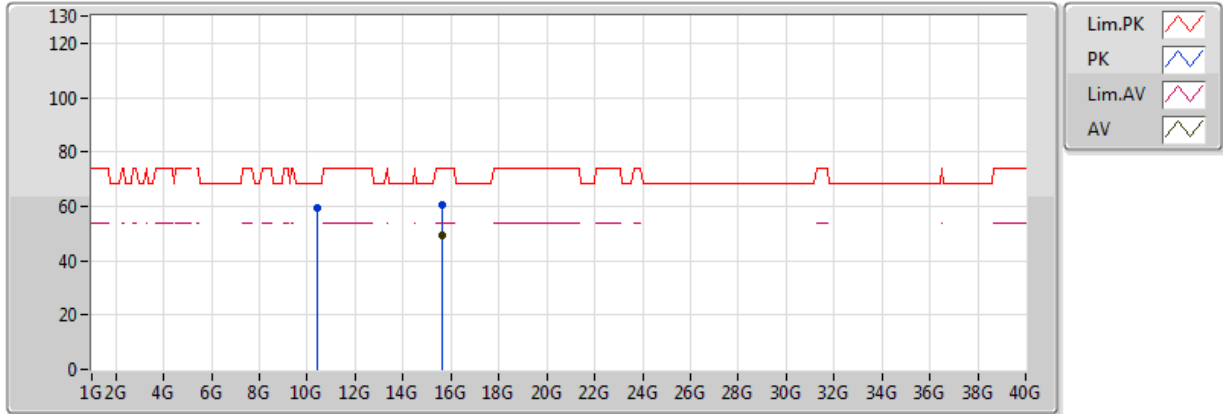


20170216  
EUT\_Z\_3TX  
Setting 16  
06-S-6  
FSP

Type	Freq(Hz)	Level(dBuV/m)	Limit(dBuV/m)	Margin(dB)	Factor(dB)	Dist(m)	Pol.(H/V)	Azimuth(°)	Height(m)	Comments
AV	15.61638G	49.53	54.00	-4.47	17.73	3	V	5	1.33	-
PK	10.42018G	60.07	68.20	-4.44	16.44	3	V	142	1.99	-
PK	15.64044G	61.62	74.00	-12.38	17.66	3	V	5	1.33	-

### 802.11ac VHT80\_Nss1,(MCS0)\_3TX

### 5210MHz\_TX

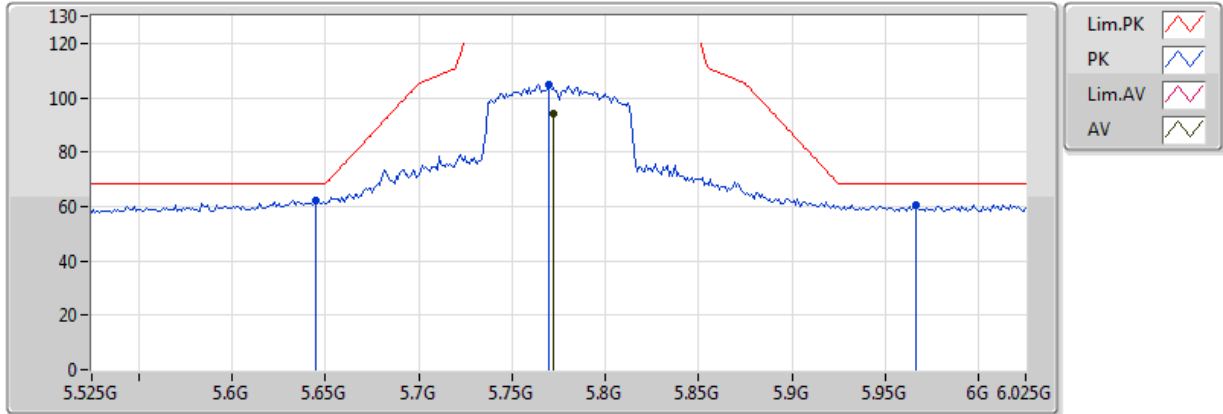


20170216  
EUT\_Z\_3TX  
Setting 16  
06-S-6  
FSP

Type	Freq(Hz)	Level(dBuV/m)	Limit(dBuV/m)	Margin(dB)	Factor(dB)	Dist(m)	Pol.(H/V)	Azimuth(°)	Height(m)	Comments
AV	15.61596G	49.59	54.00	-4.41	17.73	3	H	351	1.87	-
PK	10.41658G	59.12	68.20	-9.08	16.44	3	H	135	1.52	-
PK	15.64266G	60.42	74.00	-13.58	17.65	3	H	351	1.87	-

### 802.11ac VHT80\_Nss1,(MCS0)\_3TX

### 5775MHz\_TX

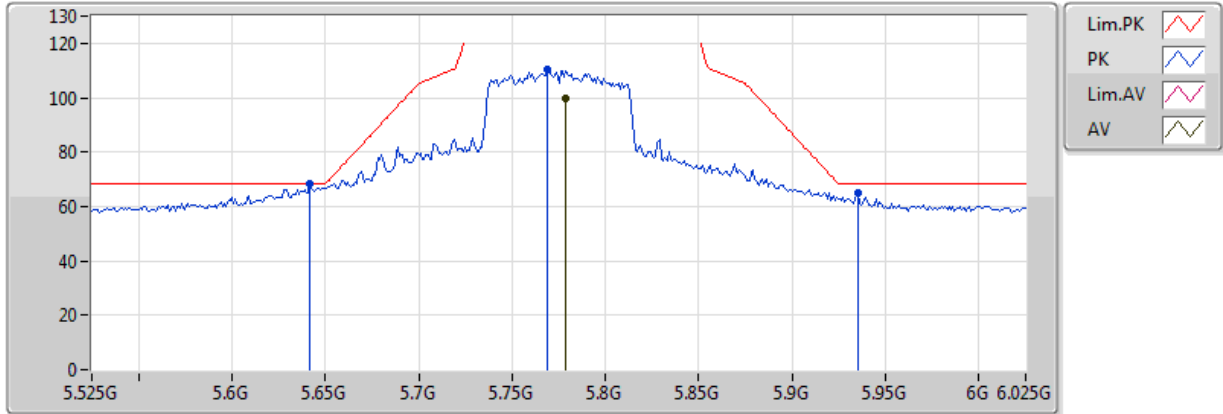


20170216  
EUT\_Z\_3TX  
Setting 21  
06-S-6-10  
FSP

Type	Freq(Hz)	Level(dBuV/m)	Limit(dBuV/m)	Margin(dB)	Factor(dB)	Dist(m)	Pol.(H/V)	Azimuth(°)	Height(m)	Comments
AV	5.772G	94.10	Inf	-Inf	8.24	3	V	47	1.21	-
PK	5.645G	62.46	68.20	-5.74	8.12	3	V	47	1.21	-
PK	5.77G	105.06	Inf	-Inf	8.24	3	V	47	1.21	-
PK	5.966G	60.78	68.20	-7.42	8.65	3	V	47	1.21	-

### 802.11ac VHT80\_Nss1,(MCS0)\_3TX

### 5775MHz\_TX

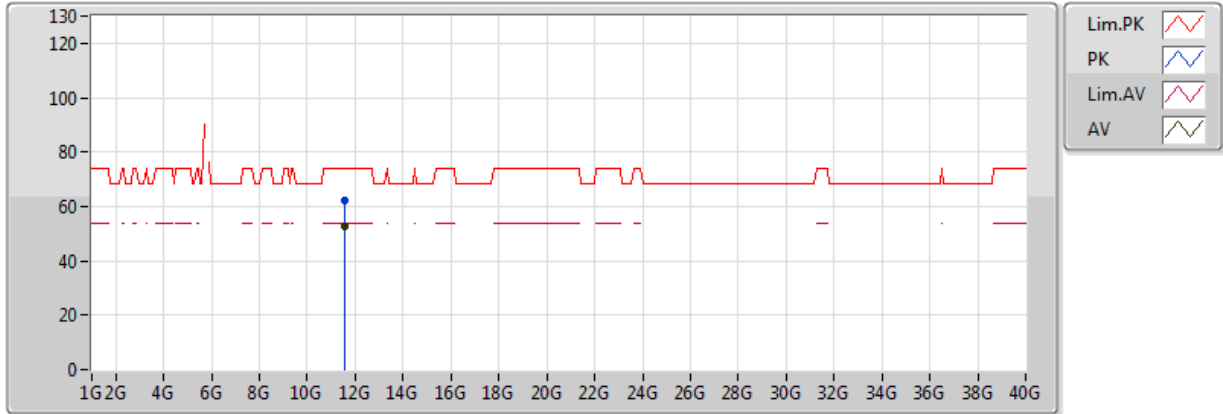


20170216  
EUT\_Z\_3TX  
Setting 21  
06-S-6-10  
FSP

Type	Freq(Hz)	Level(dBuV/m)	Limit(dBuV/m)	Margin(dB)	Factor(dB)	Dist(m)	Pol.(H/V)	Azimuth(°)	Height(m)	Comments
AV	5.779G	99.88	Inf	-Inf	8.25	3	H	318	1.01	-
PK	5.642G	68.18	68.20	-0.02	8.12	3	H	318	1.01	-
PK	5.769G	110.12	Inf	-Inf	8.24	3	H	318	1.01	-
PK	5.935G	65.15	68.20	-3.05	8.58	3	H	318	1.01	-

### 802.11ac VHT80\_Nss1,(MCS0)\_3TX

### 5775MHz\_TX

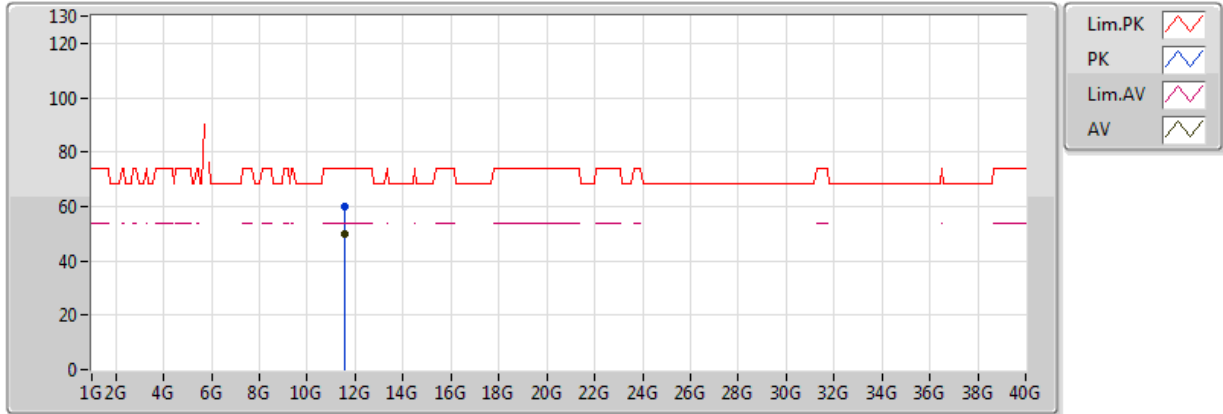


20170216  
EUT\_Z\_3TX  
Setting 21  
06-S-6  
FSP

Type	Freq(Hz)	Level(dBuV/m)	Limit(dBuV/m)	Margin(dB)	Factor(dB)	Dist(m)	Pol.(H/V)	Azimuth(°)	Height(m)	Comments
AV	11.55714G	52.75	54.00	-1.25	16.78	3	V	242	1.03	-
PK	11.54244G	62.07	74.00	-11.93	16.79	3	V	242	1.03	-

### 802.11ac VHT80\_Nss1,(MCS0)\_3TX

### 5775MHz\_TX

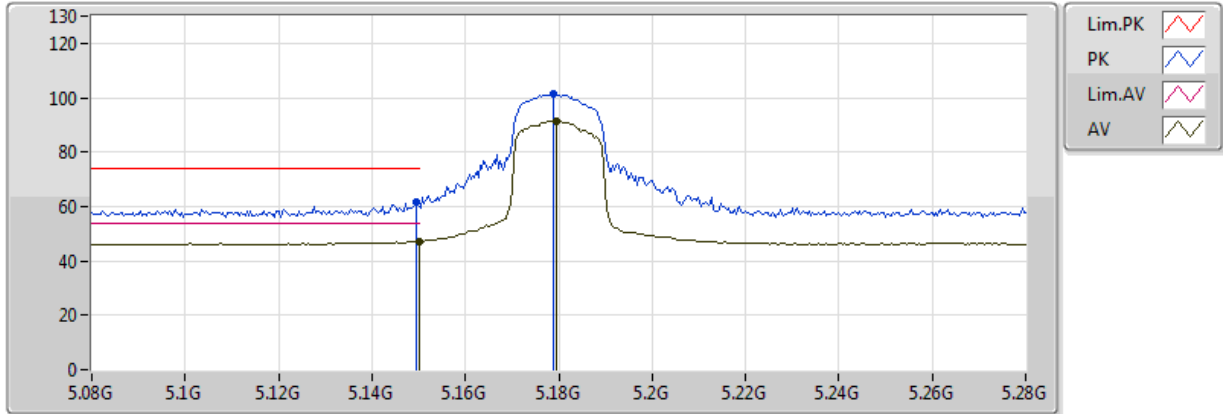


20170216  
EUT\_Z\_3TX  
Setting 21  
06-S-6  
FSP

Type	Freq(Hz)	Level(dBuV/m)	Limit(dBuV/m)	Margin(dB)	Factor(dB)	Dist(m)	Pol.(H/V)	Azimuth(°)	Height(m)	Comments
AV	11.5425G	49.63	54.00	-4.37	16.79	3	H	299	1.96	-
PK	11.54262G	60.16	74.00	-13.84	16.79	3	H	299	1.96	-

### 802.11ac VHT20-BF\_Nss1,(MCS0)\_3TX

### 5180MHz\_TX



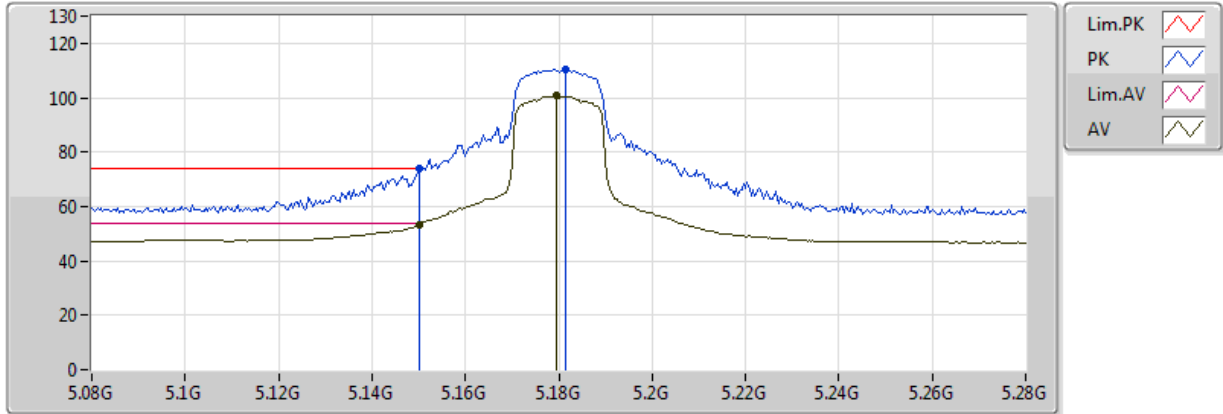
20170207  
EUT\_Z\_3TX  
Setting 32  
02-P-2-10  
FSU

Type	Freq(Hz)	Level(dBuV/m)	Limit(dBuV/m)	Margin(dB)	Factor(dB)	Dist(m)	Pol.(H/V)	Azimuth(°)	Height(m)	Comments
AV	5.149995G	47.13	54.00	-6.87	8.93	3	V	141	1.05	-
AV	5.1796G	91.53	Inf	-Inf	9.01	3	V	141	1.05	-
PK	5.1496G	61.76	74.00	-12.24	8.93	3	V	141	1.05	-
PK	5.1788G	101.58	Inf	-Inf	9.00	3	V	141	1.05	-



### 802.11ac VHT20-BF\_Nss1,(MCS0)\_3TX

### 5180MHz\_TX

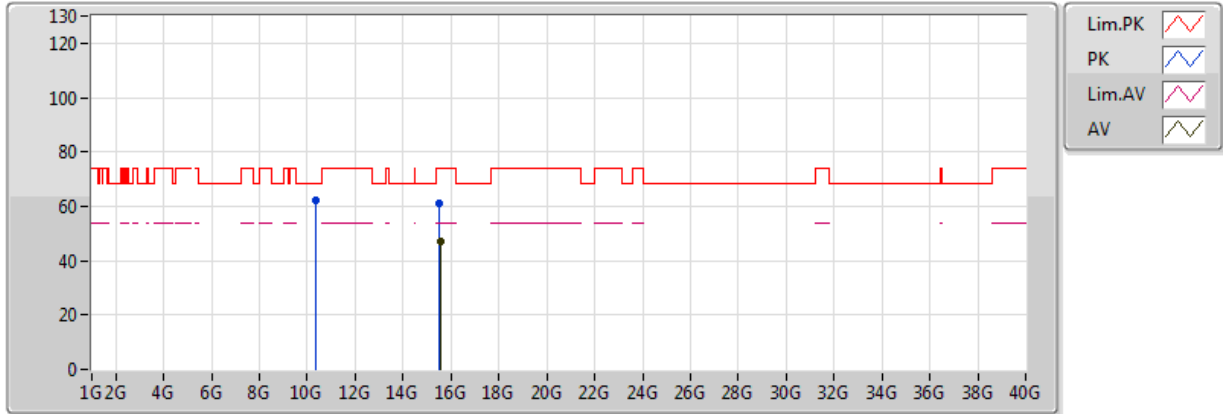


20170207  
EUT\_Z\_3TX  
Setting 32  
02-P-2-10  
FSU

Type	Freq(Hz)	Level(dBuV/m)	Limit(dBuV/m)	Margin(dB)	Factor(dB)	Dist(m)	Pol.(H/V)	Azimuth(°)	Height(m)	Comments
AV	5.149995G	53.37	54.00	-0.63	8.93	3	H	283	1.01	-
AV	5.1796G	100.60	Inf	-Inf	9.01	3	H	283	1.01	-
PK	5.149995G	73.88	74.00	-0.12	8.93	3	H	283	1.01	-
PK	5.1816G	110.57	Inf	-Inf	9.01	3	H	283	1.01	-

### 802.11ac VHT20-BF\_Nss1,(MCS0)\_3TX

### 5180MHz\_TX

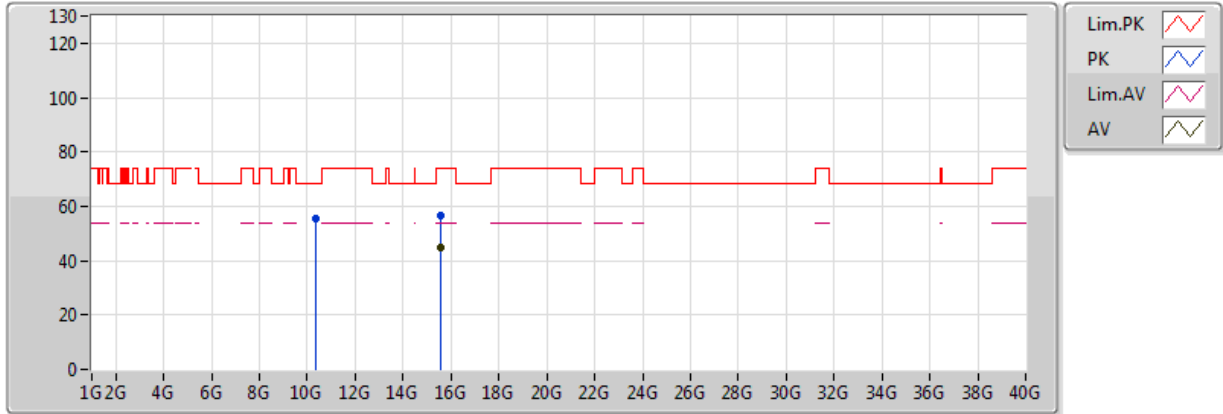


20170207  
EUT\_Z\_3TX  
Setting 32  
02-P-2  
FSU

Type	Freq(Hz)	Level(dBuV/m)	Limit(dBuV/m)	Margin(dB)	Factor(dB)	Dist(m)	Pol.(H/V)	Azimuth(°)	Height(m)	Comments
PK	10.3606G	61.97	68.20	-6.23	15.97	3	V	15	1.10	-
AV	15.5379G	46.83	54.00	-7.17	18.12	3	V	334	1.03	-
PK	15.53628G	61.01	74.00	-12.99	18.12	3	V	334	1.03	-

### 802.11ac VHT20-BF\_Nss1,(MCS0)\_3TX

### 5180MHz\_TX

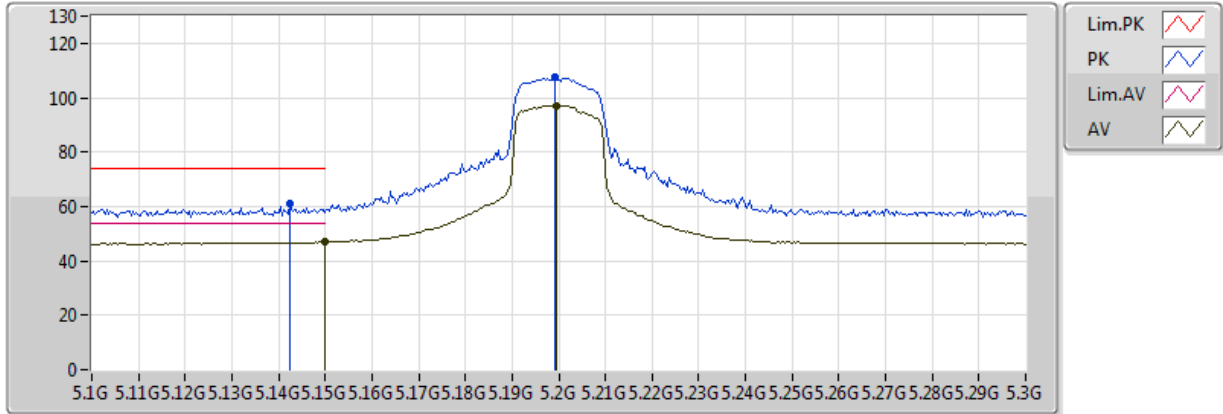


20170207  
EUT\_Z\_3TX  
Setting 32  
02-P-2  
FSU

Type	Freq(Hz)	Level(dBuV/m)	Limit(dBuV/m)	Margin(dB)	Factor(dB)	Dist(m)	Pol.(H/V)	Azimuth(°)	Height(m)	Comments
PK	10.3612G	55.47	68.20	-12.73	15.97	3	H	9	1.26	-
AV	15.5406G	45.03	54.00	-8.97	18.11	3	H	51	2.41	-
PK	15.53766G	56.77	74.00	-17.23	18.12	3	H	51	2.41	-

### 802.11ac VHT20-BF\_Nss1,(MCS0)\_3TX

### 5200MHz\_TX

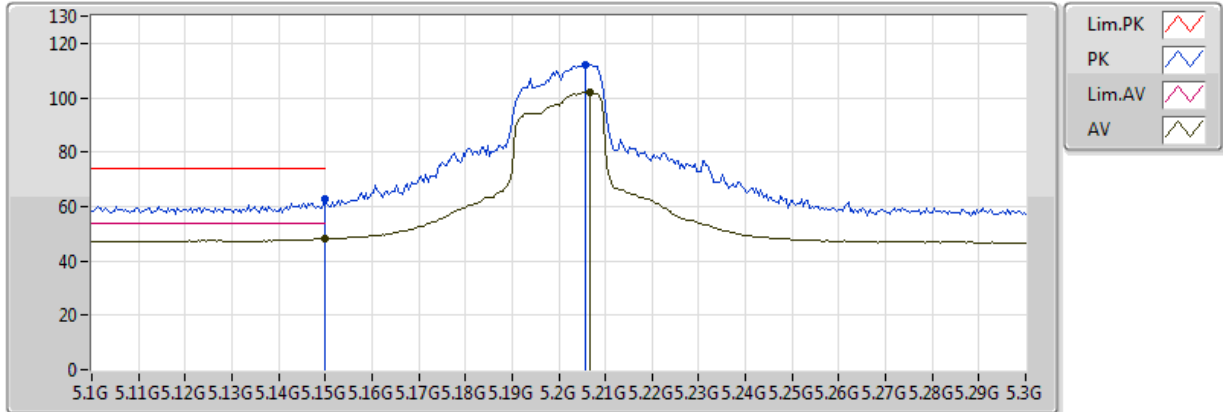


20170207  
EUT\_Z\_3TX  
Setting 28  
02-P-2-10  
FSU

Type	Freq(Hz)	Level(dBuV/m)	Limit(dBuV/m)	Margin(dB)	Factor(dB)	Dist(m)	Pol.(H/V)	Azimuth(°)	Height(m)	Comments
AV	5.149995G	46.93	54.00	-7.07	8.93	3	V	140	2.91	-
AV	5.1996G	97.13	Inf	-Inf	9.06	3	V	140	2.91	-
PK	5.1424G	61.19	74.00	-12.81	8.91	3	V	140	2.91	-
PK	5.1992G	107.32	Inf	-Inf	9.06	3	V	140	2.91	-

### 802.11ac VHT20-BF\_Nss1,(MCS0)\_3TX

### 5200MHz\_TX

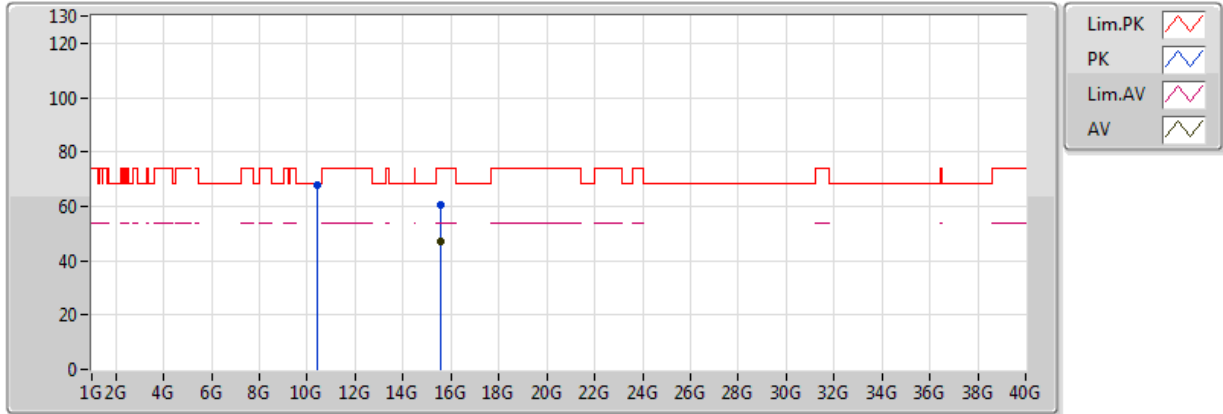


20170207  
EUT\_Z\_3TX  
Setting 28  
02-P-2-10  
FSU

Type	Freq(Hz)	Level(dBuV/m)	Limit(dBuV/m)	Margin(dB)	Factor(dB)	Dist(m)	Pol.(H/V)	Azimuth(°)	Height(m)	Comments
AV	5.149995G	48.16	54.00	-5.84	8.93	3	H	318	1.03	-
AV	5.2068G	102.06	Inf	-Inf	9.07	3	H	318	1.03	-
PK	5.149995G	62.83	74.00	-11.17	8.93	3	H	318	1.03	-
PK	5.2056G	111.90	Inf	-Inf	9.07	3	H	318	1.03	-

### 802.11ac VHT20-BF\_Nss1,(MCS0)\_3TX

### 5200MHz\_TX

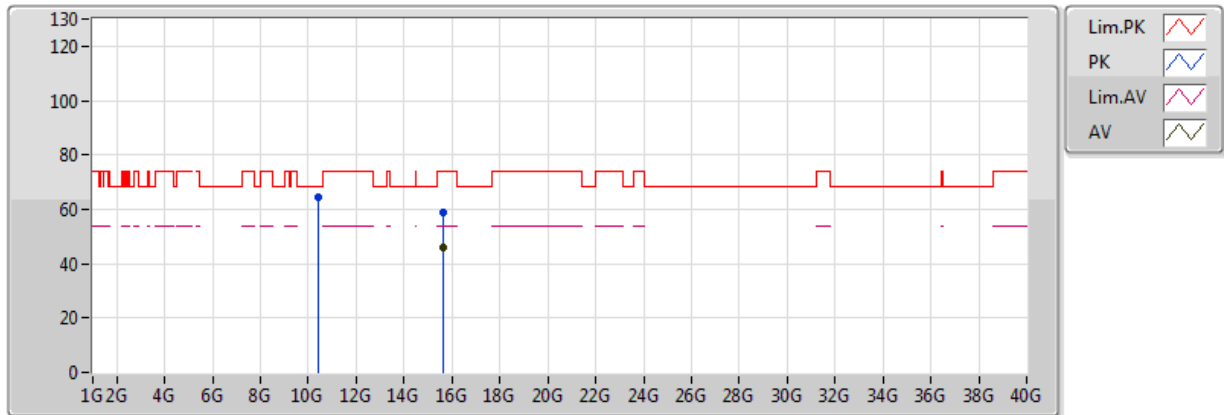


20170207  
EUT\_Z\_3TX  
Setting 28  
02-P-2  
FSU

Type	Freq(Hz)	Level(dBuV/m)	Limit(dBuV/m)	Margin(dB)	Factor(dB)	Dist(m)	Pol.(H/V)	Azimuth(°)	Height(m)	Comments
PK	10.4018G	67.53	68.20	-0.67	15.96	3	V	206	1.21	-
AV	15.59808G	47.02	54.00	-6.98	17.96	3	V	279	2.73	-
PK	15.59232G	60.78	74.00	-13.22	17.98	3	V	279	2.73	-

### 802.11ac VHT20-BF\_Nss1,(MCS0)\_3TX

### 5200MHz\_TX

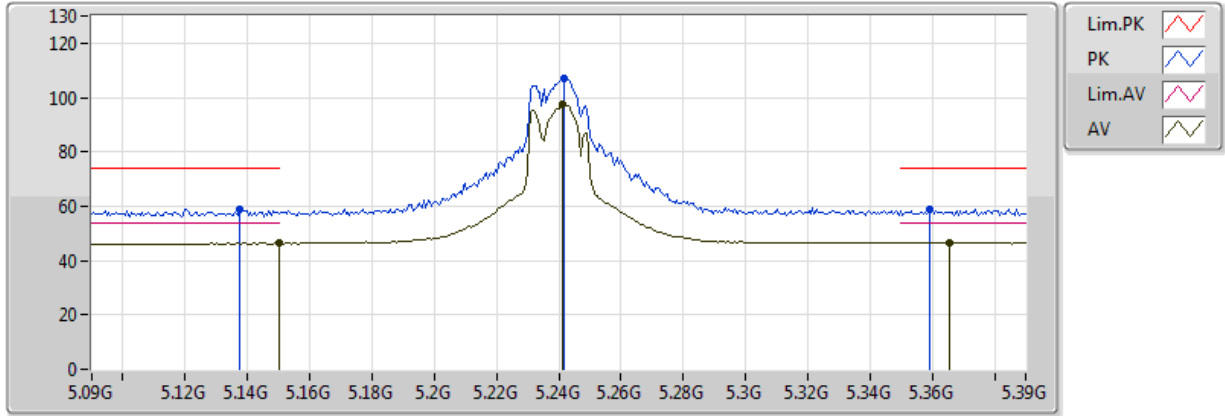


20170207  
EUT\_Z\_3TX  
Setting 28  
02-P-2  
FSU

Type	Freq(Hz)	Level(dBuV/m)	Limit(dBuV/m)	Margin(dB)	Factor(dB)	Dist(m)	Pol.(H/V)	Azimuth(°)	Height(m)	Comments
PK	10.3954G	64.29	68.20	-3.91	15.96	3	H	31	1.13	-
AV	15.60156G	45.99	54.00	-8.01	17.95	3	H	290	2.14	-
PK	15.60468G	58.89	74.00	-15.11	17.95	3	H	290	2.14	-

### 802.11ac VHT20-BF\_Nss1,(MCS0)\_3TX

### 5240MHz\_TX



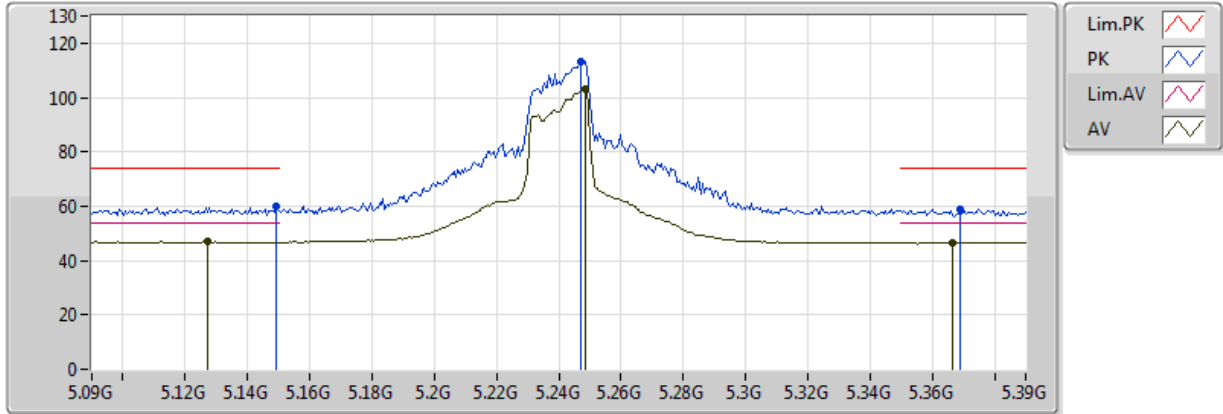
20170207  
EUT\_Z\_3TX  
Setting 30  
02-P-2-10  
FSU

Type	Freq(Hz)	Level(dBuV/m)	Limit(dBuV/m)	Margin(dB)	Factor(dB)	Dist(m)	Pol.(H/V)	Azimuth(°)	Height(m)	Comments
AV	5.149995G	46.34	54.00	-7.66	8.93	3	V	92	1.01	-
AV	5.2412G	97.76	Inf	-Inf	9.14	3	V	92	1.01	-
AV	5.3654G	46.62	54.00	-7.38	9.37	3	V	92	1.01	-
PK	5.1374G	58.84	74.00	-15.16	8.90	3	V	92	1.01	-
PK	5.2418G	106.99	Inf	-Inf	9.14	3	V	92	1.01	-
PK	5.3594G	58.88	74.00	-15.12	9.36	3	V	92	1.01	-



### 802.11ac VHT20-BF\_Nss1,(MCS0)\_3TX

### 5240MHz\_TX

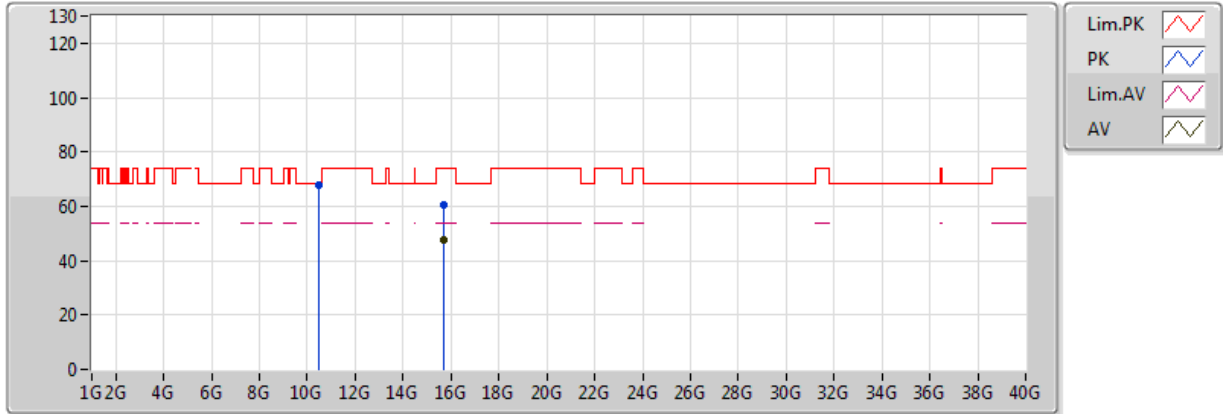


20170207  
EUT\_Z\_3TX  
Setting 30  
02-P-2-10  
FSU

Type	Freq(Hz)	Level(dBuV/m)	Limit(dBuV/m)	Margin(dB)	Factor(dB)	Dist(m)	Pol.(H/V)	Azimuth(°)	Height(m)	Comments
AV	5.1272G	46.84	54.00	-7.16	8.87	3	H	276	1.20	-
AV	5.2484G	103.35	Inf	-Inf	9.15	3	H	276	1.20	-
AV	5.3666G	46.64	54.00	-7.36	9.37	3	H	276	1.20	-
PK	5.1494G	60.19	74.00	-13.81	8.93	3	H	276	1.20	-
PK	5.2472G	113.04	Inf	-Inf	9.15	3	H	276	1.20	-
PK	5.369G	59.10	74.00	-14.90	9.37	3	H	276	1.20	-

### 802.11ac VHT20-BF\_Nss1,(MCS0)\_3TX

### 5240MHz\_TX

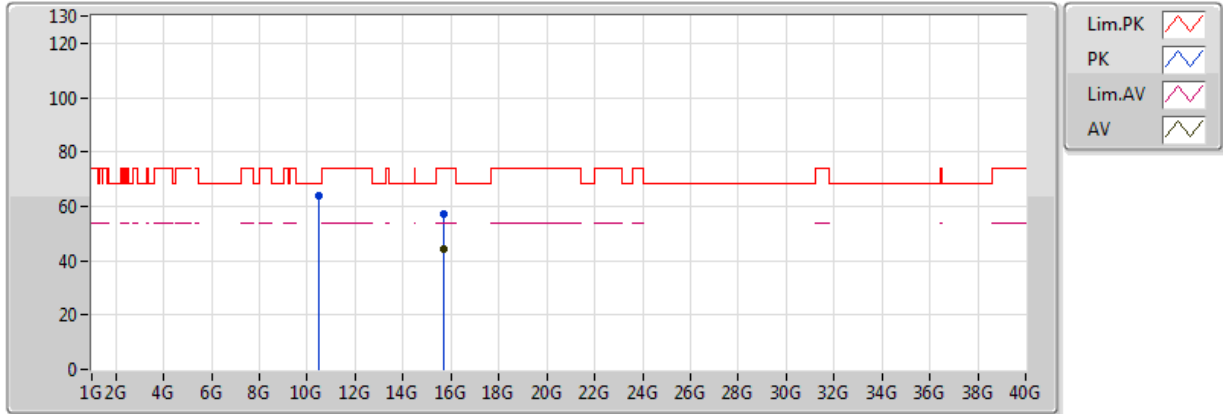


20170207  
EUT\_Z\_3TX  
Setting 30  
02-P-2  
FSU

Type	Freq(Hz)	Level(dBuV/m)	Limit(dBuV/m)	Margin(dB)	Factor(dB)	Dist(m)	Pol.(H/V)	Azimuth(°)	Height(m)	Comments
PK	10.4782G	67.76	68.20	-0.44	15.94	3	V	10	1.18	-
AV	15.71454G	47.60	54.00	-6.40	17.66	3	V	199	2.17	-
PK	15.7134G	60.37	74.00	-13.63	17.67	3	V	199	2.17	-

### 802.11ac VHT20-BF\_Nss1,(MCS0)\_3TX

### 5240MHz\_TX

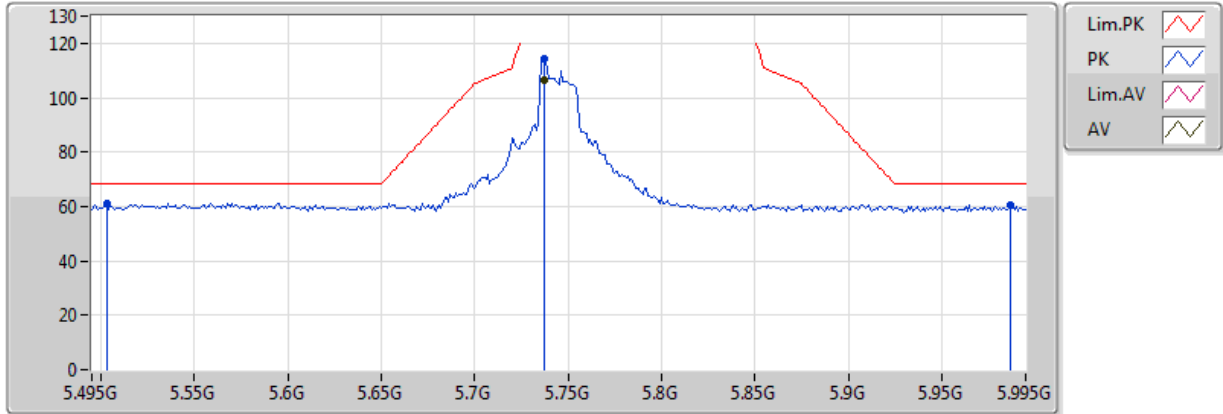


20170207  
EUT\_Z\_3TX  
Setting 30  
02-P-2  
FSU

Type	Freq(Hz)	Level(dBuV/m)	Limit(dBuV/m)	Margin(dB)	Factor(dB)	Dist(m)	Pol.(H/V)	Azimuth(°)	Height(m)	Comments
PK	10.4776G	64.01	68.20	-4.19	15.94	3	H	29	1.27	-
AV	15.72504G	44.45	54.00	-9.55	17.64	3	H	284	2.31	-
PK	15.71124G	56.91	74.00	-17.09	17.67	3	H	284	2.31	-

### 802.11ac VHT20-BF\_Nss1,(MCS0)\_3TX

### 5745MHz\_TX

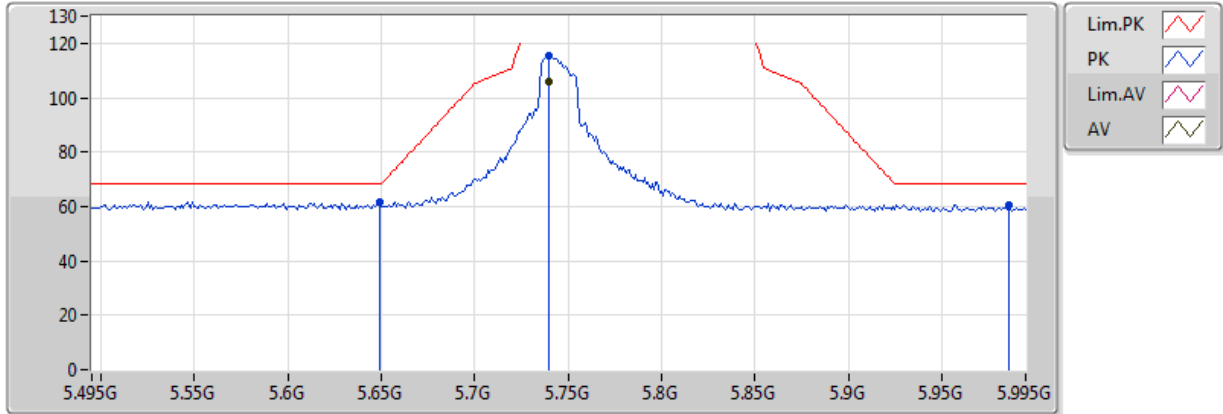


20170302  
EUT\_Z\_3TX  
Setting 36  
02-P-2-10  
FSP(100056)

Type	Freq(Hz)	Level(dBuV/m)	Limit(dBuV/m)	Margin(dB)	Factor(dB)	Dist(m)	Pol.(H/V)	Azimuth(°)	Height(m)	Comments
AV	5.737G	106.58	Inf	-Inf	9.81	3	V	154	1.38	-
PK	5.503G	61.30	68.20	-6.90	9.69	3	V	154	1.38	-
PK	5.737G	114.46	Inf	-Inf	9.81	3	V	154	1.38	-
PK	5.987G	60.38	68.20	-7.82	10.08	3	V	154	1.38	-

### 802.11ac VHT20-BF\_Nss1,(MCS0)\_3TX

### 5745MHz\_TX

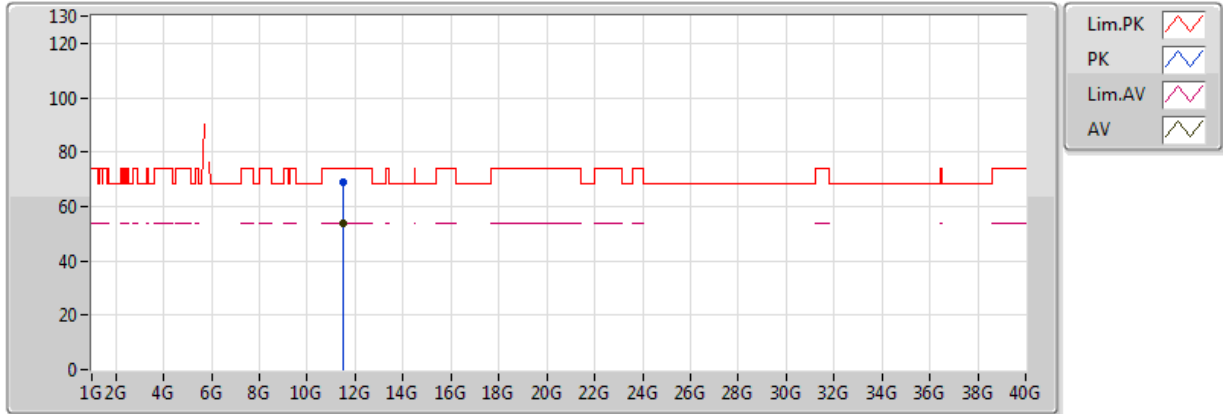


20170302  
EUT\_Z\_3TX  
Setting 36  
02-P-2-10  
FSP(100056)

Type	Freq(Hz)	Level(dBuV/m)	Limit(dBuV/m)	Margin(dB)	Factor(dB)	Dist(m)	Pol.(H/V)	Azimuth(°)	Height(m)	Comments
AV	5.74G	105.72	Inf	-Inf	9.81	3	H	269	1.14	-
PK	5.649G	61.69	68.20	-6.51	9.79	3	H	269	1.14	-
PK	5.74G	115.56	Inf	-Inf	9.81	3	H	269	1.14	-
PK	5.986G	60.65	68.20	-7.55	10.08	3	H	269	1.14	-

### 802.11ac VHT20-BF\_Nss1,(MCS0)\_3TX

### 5745MHz\_TX

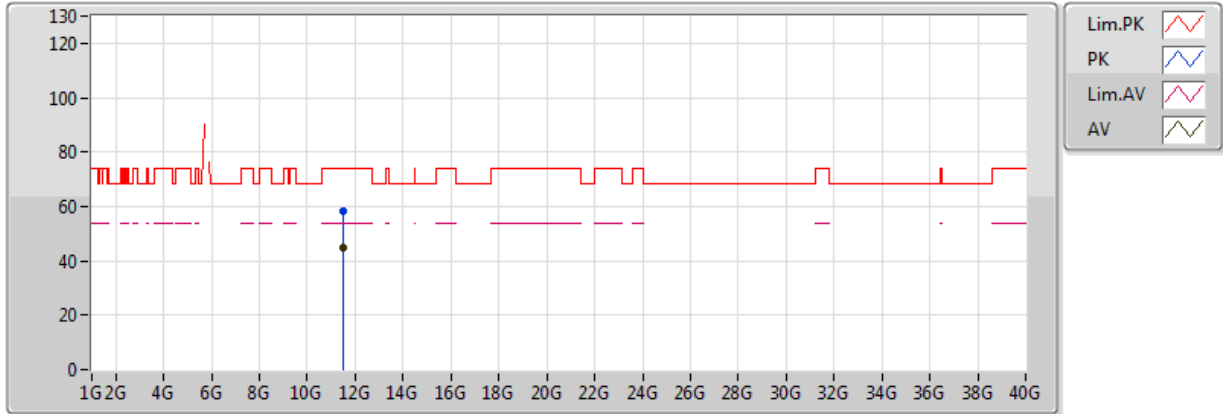


20170302  
EUT\_Z\_3TX  
Setting 36  
02-P-2  
FSP(100056)

Type	Freq(Hz)	Level(dBuV/m)	Limit(dBuV/m)	Margin(dB)	Factor(dB)	Dist(m)	Pol.(H/V)	Azimuth(°)	Height(m)	Comments
AV	11.4993G	53.64	54.00	-0.36	16.32	3	V	349	1.02	-
PK	11.4868G	68.73	74.00	-5.27	16.31	3	V	349	1.02	-

### 802.11ac VHT20-BF\_Nss1,(MCS0)\_3TX

### 5745MHz\_TX

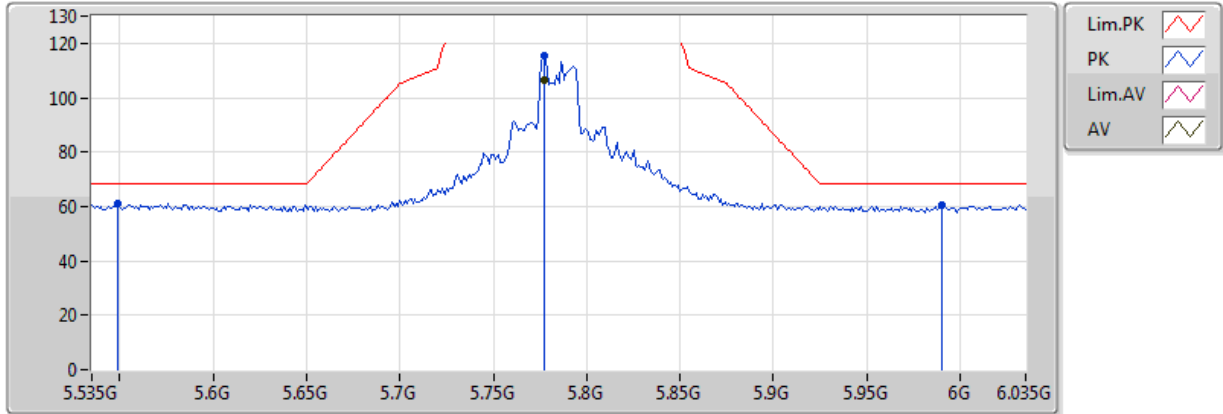


20170302  
 EUT\_Z\_3TX  
 Setting 36  
 02-P-2  
 FSP(100056)

Type	Freq(Hz)	Level(dBuV/m)	Limit(dBuV/m)	Margin(dB)	Factor(dB)	Dist(m)	Pol.(H/V)	Azimuth(°)	Height(m)	Comments
AV	11.4995G	45.02	54.00	-8.98	16.32	3	H	64	1.20	-
PK	11.4984G	58.55	74.00	-15.45	16.32	3	H	64	1.20	-

### 802.11ac VHT20-BF\_Nss1,(MCS0)\_3TX

### 5785MHz\_TX



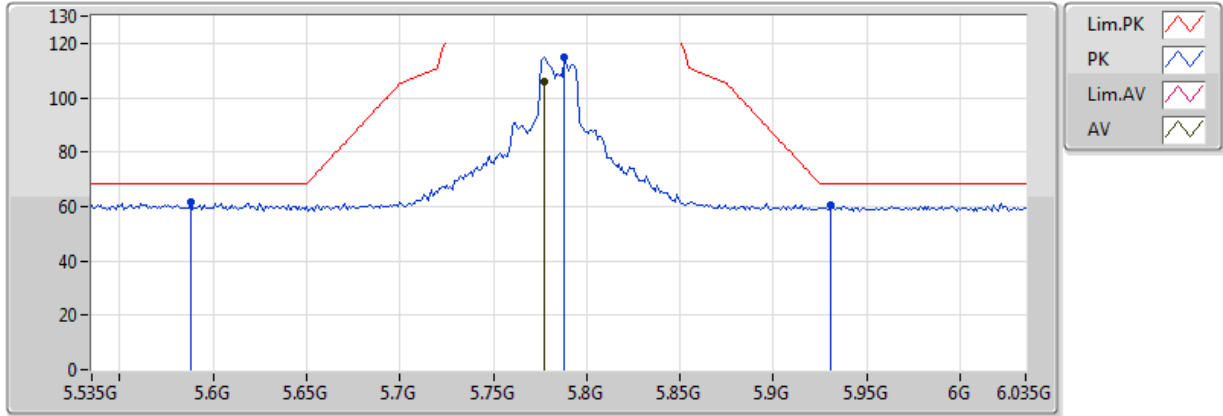
20170302  
EUT\_Z\_3TX  
Setting 34  
02-P-2-10  
FSP(100056)

Type	Freq(Hz)	Level(dBuV/m)	Limit(dBuV/m)	Margin(dB)	Factor(dB)	Dist(m)	Pol.(H/V)	Azimuth(°)	Height(m)	Comments
AV	5.777G	106.50	Inf	-Inf	9.82	3	V	145	1.09	-
PK	5.549G	61.29	68.20	-6.91	9.73	3	V	145	1.09	-
PK	5.777G	115.35	Inf	-Inf	9.82	3	V	145	1.09	-
PK	5.99G	60.26	68.20	-7.94	10.09	3	V	145	1.09	-



### 802.11ac VHT20-BF\_Nss1,(MCS0)\_3TX

### 5785MHz\_TX

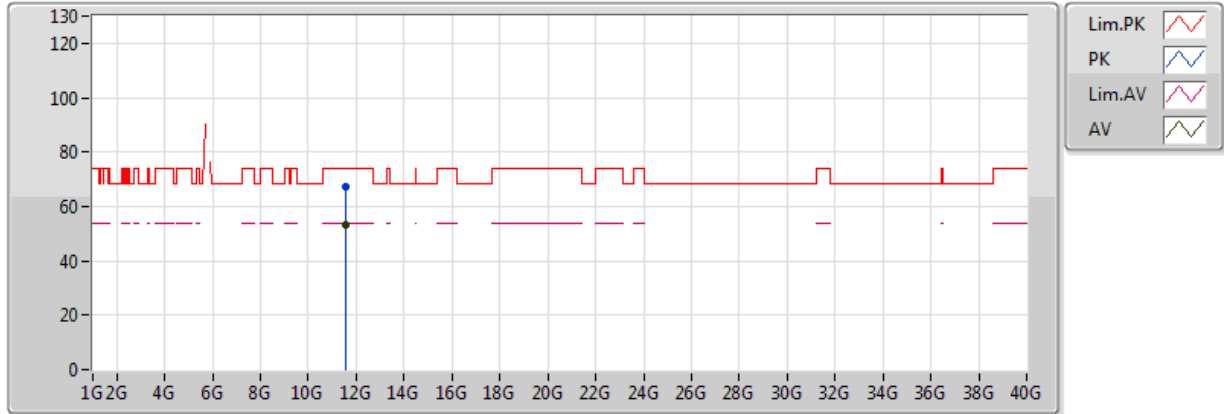


20170302  
 EUT\_Z\_3TX  
 Setting 34  
 02-P-2-10  
 FSP(100056)

Type	Freq(Hz)	Level(dBuV/m)	Limit(dBuV/m)	Margin(dB)	Factor(dB)	Dist(m)	Pol.(H/V)	Azimuth(°)	Height(m)	Comments
AV	5.777G	105.90	Inf	-Inf	9.82	3	H	348	1.03	-
PK	5.588G	61.76	68.20	-6.44	9.77	3	H	348	1.03	-
PK	5.788G	114.90	Inf	-Inf	9.82	3	H	348	1.03	-
PK	5.931G	60.34	68.20	-7.86	10.00	3	H	348	1.03	-

### 802.11ac VHT20-BF\_Nss1,(MCS0)\_3TX

### 5785MHz\_TX

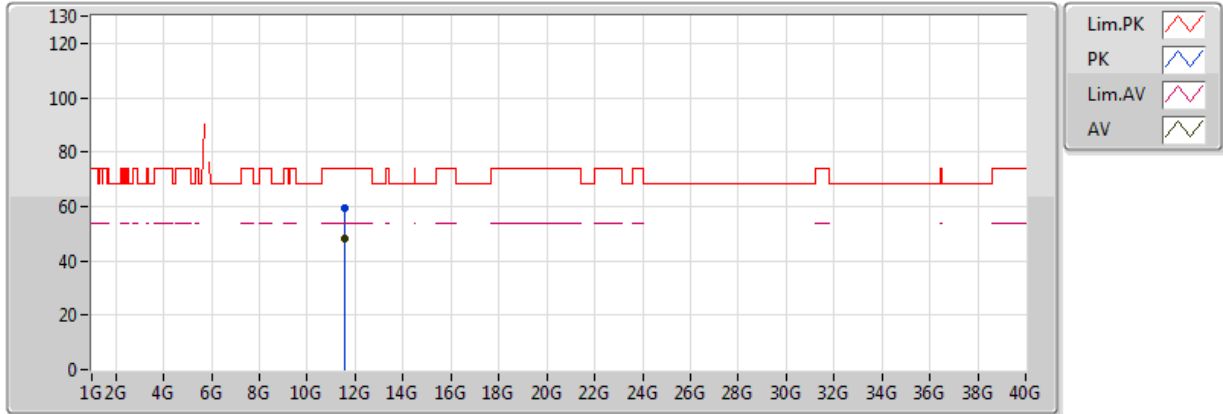


20170302  
 EUT\_Z\_3TX  
 Setting 34  
 02-P-2  
 FSP(100056)

Type	Freq(Hz)	Level(dBuV/m)	Limit(dBuV/m)	Margin(dB)	Factor(dB)	Dist(m)	Pol.(H/V)	Azimuth(°)	Height(m)	Comments
AV	11.5699G	53.43	54.00	-0.57	16.39	3	V	286	1.12	-
PK	11.5687G	67.23	74.00	-6.77	16.39	3	V	286	1.12	-

### 802.11ac VHT20-BF\_Nss1,(MCS0)\_3TX

### 5785MHz\_TX

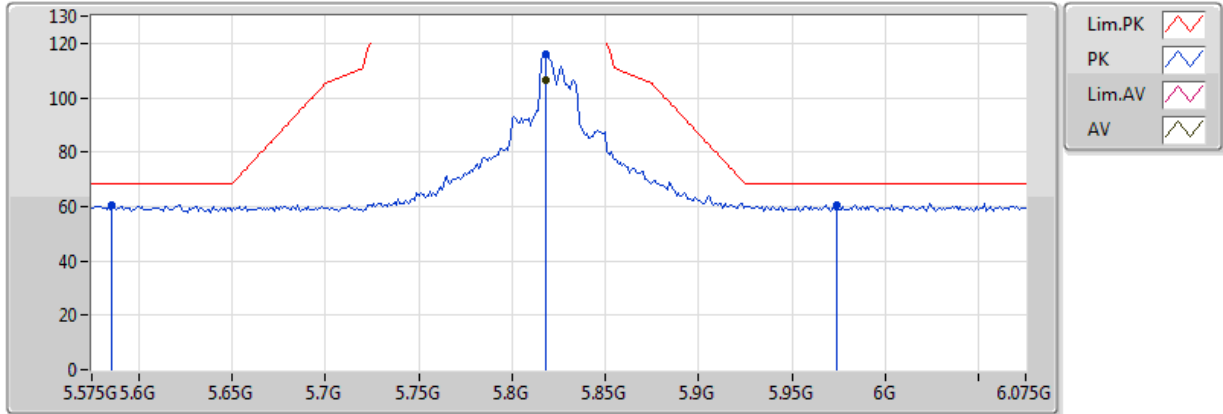


20170302  
 EUT\_Z\_3TX  
 Setting 34  
 02-P-2  
 FSP(100056)

Type	Freq(Hz)	Level(dBuV/m)	Limit(dBuV/m)	Margin(dB)	Factor(dB)	Dist(m)	Pol.(H/V)	Azimuth(°)	Height(m)	Comments
AV	11.5701G	48.21	54.00	-5.79	16.39	3	H	126	2.83	-
PK	11.571G	59.61	74.00	-14.39	16.40	3	H	126	2.83	-

### 802.11ac VHT20-BF\_Nss1,(MCS0)\_3TX

### 5825MHz\_TX

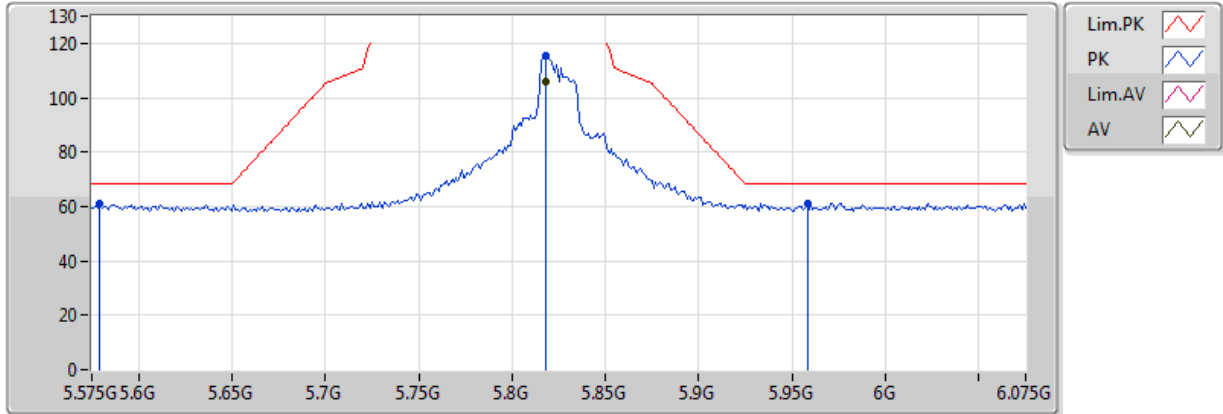


20170207  
EUT\_Z\_3TX  
Setting 37  
02-P-2-10  
FSU

Type	Freq(Hz)	Level(dBuV/m)	Limit(dBuV/m)	Margin(dB)	Factor(dB)	Dist(m)	Pol.(H/V)	Azimuth(°)	Height(m)	Comments
AV	5.818G	106.57	Inf	-Inf	9.85	3	V	357	1.11	-
PK	5.586G	60.63	68.20	-7.57	9.77	3	V	357	1.11	-
PK	5.818G	115.96	Inf	-Inf	9.85	3	V	357	1.11	-
PK	5.974G	60.78	68.20	-7.42	10.06	3	V	357	1.11	-

### 802.11ac VHT20-BF\_Nss1,(MCS0)\_3TX

### 5825MHz\_TX

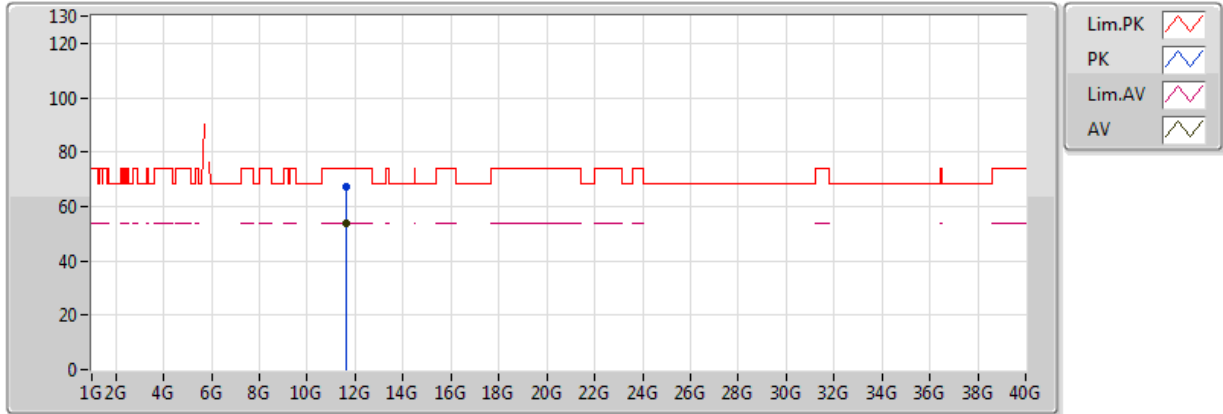


20170207  
EUT\_Z\_3TX  
Setting 37  
02-P-2-10  
FSU

Type	Freq(Hz)	Level(dBuV/m)	Limit(dBuV/m)	Margin(dB)	Factor(dB)	Dist(m)	Pol.(H/V)	Azimuth(°)	Height(m)	Comments
AV	5.818G	106.01	Inf	-Inf	9.85	3	H	356	1.11	-
PK	5.579G	60.88	68.20	-7.32	9.76	3	H	356	1.11	-
PK	5.818G	115.57	Inf	-Inf	9.85	3	H	356	1.11	-
PK	5.958G	61.19	68.20	-7.01	10.04	3	H	356	1.11	-

### 802.11ac VHT20-BF\_Nss1,(MCS0)\_3TX

### 5825MHz\_TX

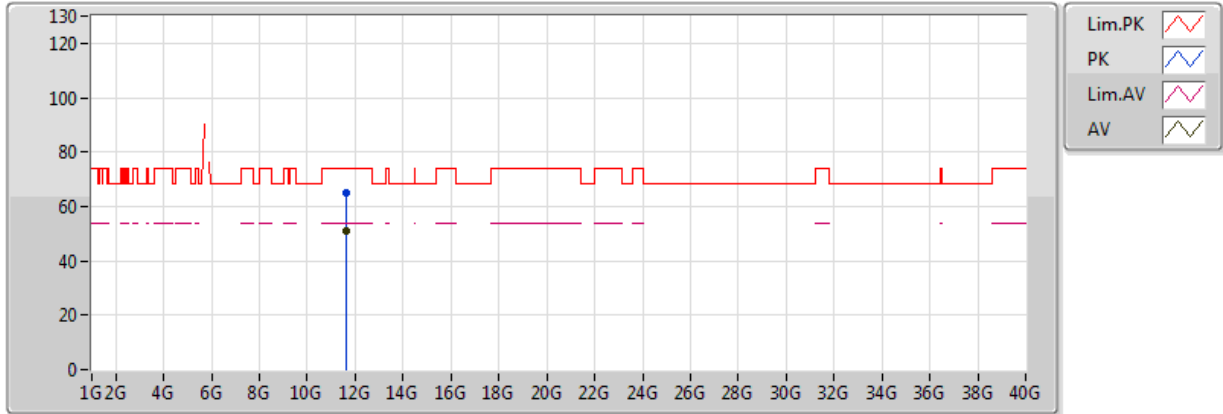


20170207  
EUT\_Z\_3TX  
Setting 37  
02-P-2  
FSU

Type	Freq(Hz)	Level(dBuV/m)	Limit(dBuV/m)	Margin(dB)	Factor(dB)	Dist(m)	Pol.(H/V)	Azimuth(°)	Height(m)	Comments
AV	11.65G	53.77	54.00	-0.23	16.47	3	V	264	1.17	-
PK	11.6452G	67.48	74.00	-6.52	16.47	3	V	264	1.17	-

### 802.11ac VHT20-BF\_Nss1,(MCS0)\_3TX

### 5825MHz\_TX

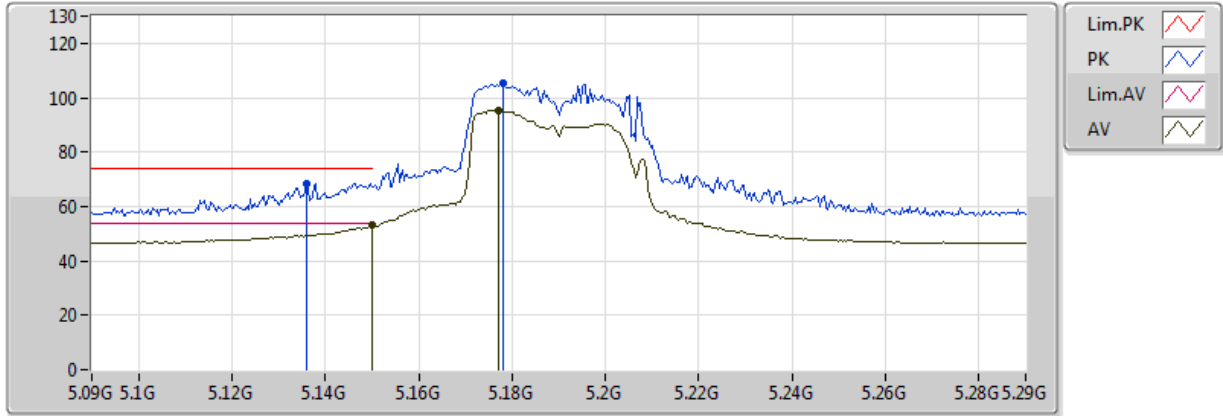


20170207  
EUT\_Z\_3TX  
Setting 37  
02-P-2  
FSU

Type	Freq(Hz)	Level(dBuV/m)	Limit(dBuV/m)	Margin(dB)	Factor(dB)	Dist(m)	Pol.(H/V)	Azimuth(°)	Height(m)	Comments
AV	11.6446G	51.00	54.00	-3.00	16.47	3	H	118	1.09	-
PK	11.6442G	64.87	74.00	-9.13	16.47	3	H	118	1.09	-

802.11ac VHT40-BF\_Nss1,(MCS0)\_3TX

5190MHz\_TX



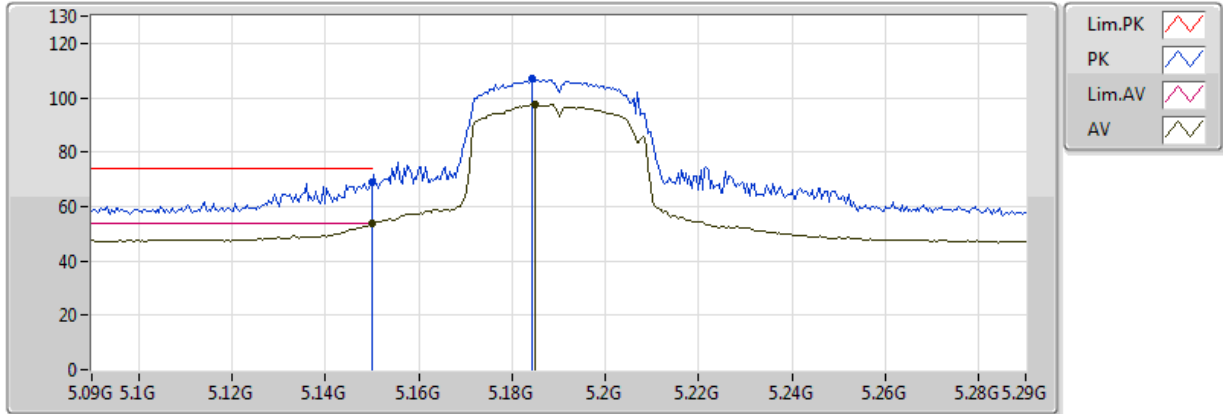
20170207  
EUT\_Z\_3TX  
Setting 26  
02-P-2-10  
FSU

Type	Freq(Hz)	Level(dBuV/m)	Limit(dBuV/m)	Margin(dB)	Factor(dB)	Dist(m)	Pol.(H/V)	Azimuth(°)	Height(m)	Comments
AV	5.149995G	52.99	54.00	-1.01	8.93	3	V	78	1.25	-
AV	5.1772G	95.48	Inf	-Inf	9.00	3	V	78	1.25	-
PK	5.136G	68.56	74.00	-5.44	8.89	3	V	78	1.25	-
PK	5.178G	105.26	Inf	-Inf	9.00	3	V	78	1.25	-



### 802.11ac VHT40-BF\_Nss1,(MCS0)\_3TX

### 5190MHz\_TX

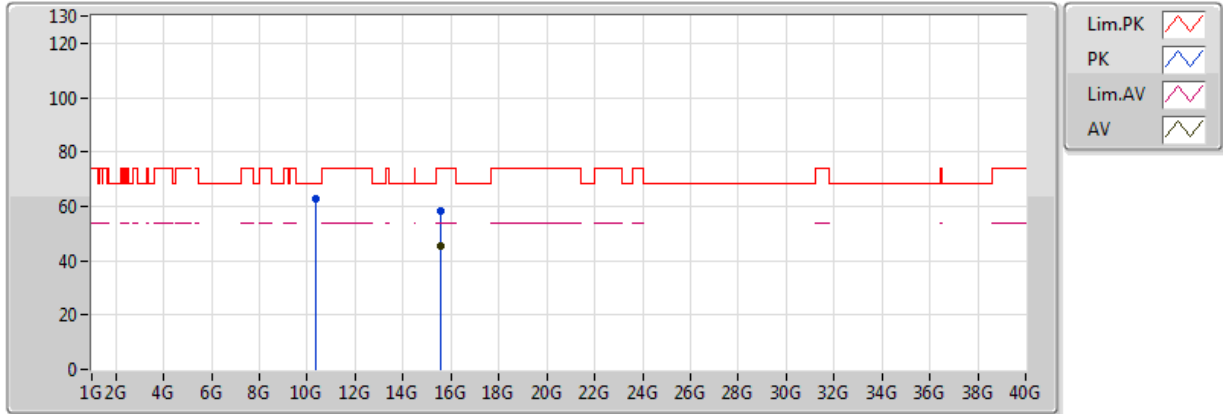


20170207  
EUT\_Z\_3TX  
Setting 26  
02-P-2-10  
FSU

Type	Freq(Hz)	Level(dBuV/m)	Limit(dBuV/m)	Margin(dB)	Factor(dB)	Dist(m)	Pol.(H/V)	Azimuth(°)	Height(m)	Comments
AV	5.149995G	53.98	54.00	-0.02	8.93	3	H	349	1.64	-
AV	5.1848G	97.60	Inf	-Inf	9.02	3	H	349	1.64	-
PK	5.149995G	69.17	74.00	-4.83	8.93	3	H	349	1.64	-
PK	5.1844G	107.18	Inf	-Inf	9.02	3	H	349	1.64	-

### 802.11ac VHT40-BF\_Nss1,(MCS0)\_3TX

### 5190MHz\_TX

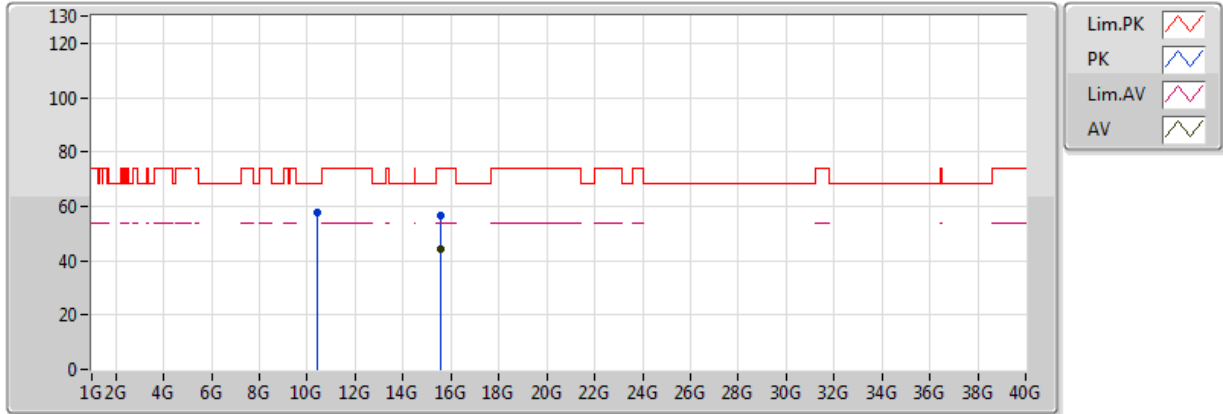


20170207  
EUT\_Z\_3TX  
Setting 26  
02-P-2  
FSU

Type	Freq(Hz)	Level(dBuV/m)	Limit(dBuV/m)	Margin(dB)	Factor(dB)	Dist(m)	Pol.(H/V)	Azimuth(°)	Height(m)	Comments
PK	10.3808G	62.72	68.20	-5.48	15.97	3	V	198	1.39	-
AV	15.56958G	45.33	54.00	-8.67	18.04	3	V	190	1.13	-
PK	15.57894G	58.37	74.00	-15.63	18.01	3	V	190	1.13	-

### 802.11ac VHT40-BF\_Nss1,(MCS0)\_3TX

### 5190MHz\_TX

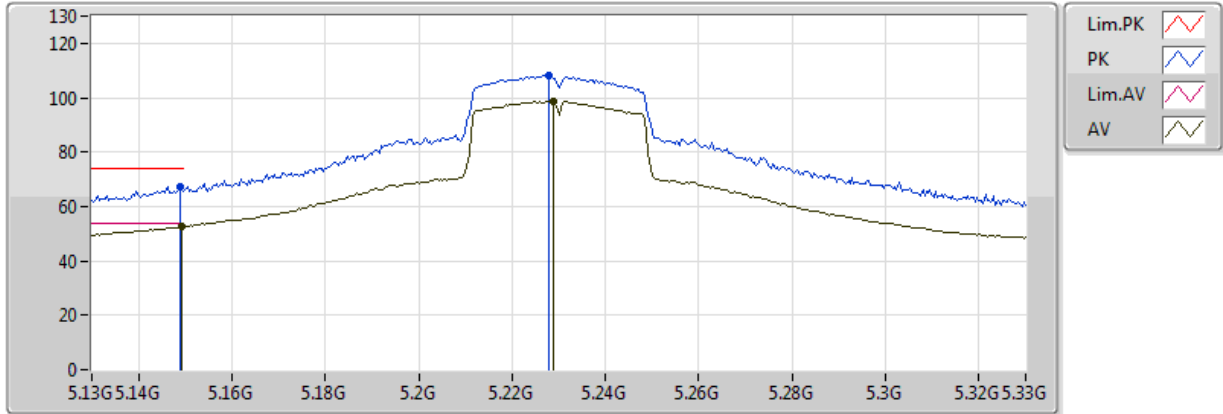


20170207  
EUT\_Z\_3TX  
Setting 26  
02-P-2  
FSU

Type	Freq(Hz)	Level(dBuV/m)	Limit(dBuV/m)	Margin(dB)	Factor(dB)	Dist(m)	Pol.(H/V)	Azimuth(°)	Height(m)	Comments
PK	10.3856G	57.89	68.20	-10.31	15.97	3	H	204	2.13	-
AV	15.56202G	44.06	54.00	-9.94	18.06	3	H	60	1.33	-
PK	15.55644G	56.35	74.00	-17.65	18.07	3	H	60	1.33	-

### 802.11ac VHT40-BF\_Nss1,(MCS0)\_3TX

### 5230MHz\_TX

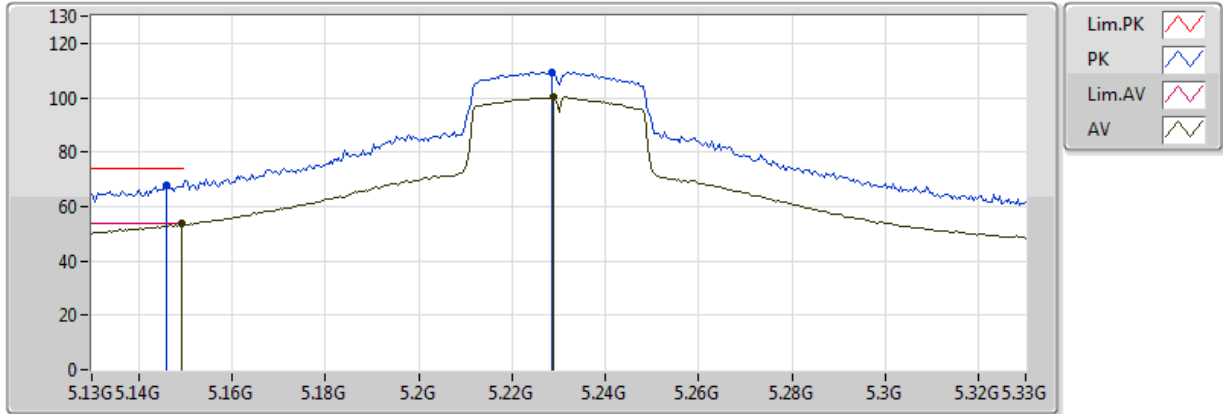


20170217  
EUT\_Z\_3TX  
Setting 35  
02-R-2-10 FSP

Type	Freq(Hz)	Level(dBuV/m)	Limit(dBuV/m)	Margin(dB)	Factor(dB)	Dist(m)	Pol.(H/V)	Azimuth(°)	Height(m)	Comments
AV	5.1492G	52.51	54.00	-1.49	7.23	3	V	320	1.01	-
AV	5.2288G	98.87	Inf	-Inf	7.33	3	V	320	1.01	-
PK	5.1488G	67.17	74.00	-6.83	7.23	3	V	320	1.01	-
PK	5.228G	108.06	Inf	-Inf	7.32	3	V	320	1.01	-

### 802.11ac VHT40-BF\_Nss1,(MCS0)\_3TX

### 5230MHz\_TX

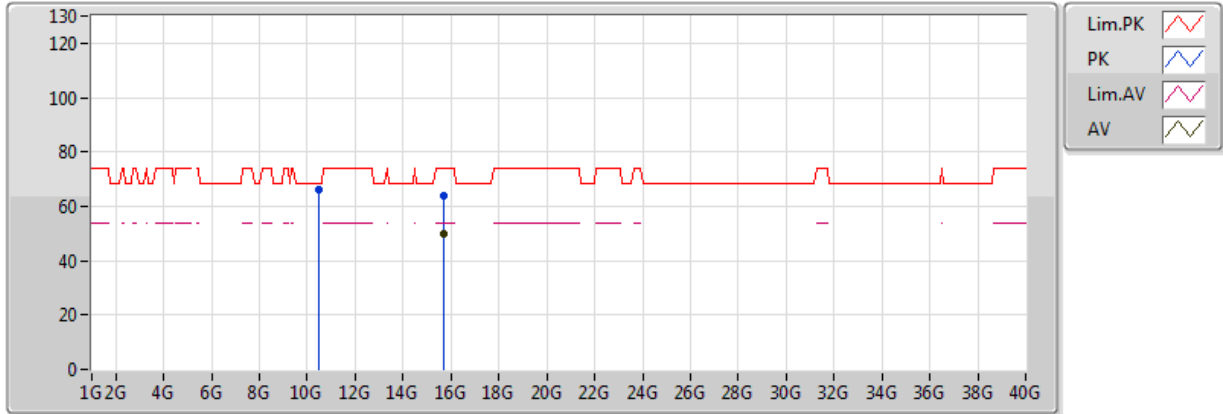


20170217  
EUT\_Z\_3TX  
Setting 35  
02-R-2-10 FSP

Type	Freq(Hz)	Level(dBuV/m)	Limit(dBuV/m)	Margin(dB)	Factor(dB)	Dist(m)	Pol.(H/V)	Azimuth(°)	Height(m)	Comments
AV	5.1492G	53.52	54.00	-0.48	7.23	3	H	283	1.01	-
AV	5.2288G	100.30	Inf	-Inf	7.33	3	H	283	1.01	-
PK	5.146G	67.64	74.00	-6.36	7.23	3	H	283	1.01	-
PK	5.2284G	109.46	Inf	-Inf	7.33	3	H	283	1.01	-

### 802.11ac VHT40-BF\_Nss1,(MCS0)\_3TX

### 5230MHz\_TX

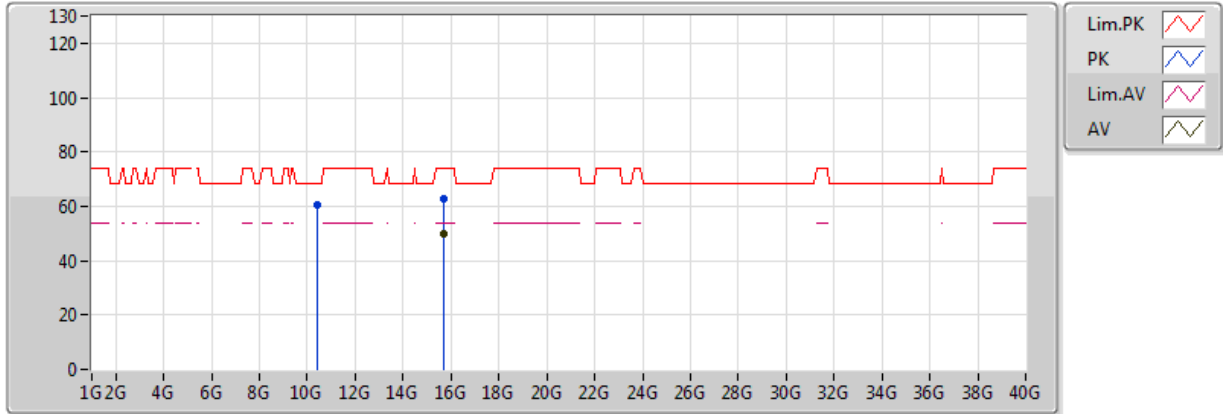


20170217  
EUT\_Z\_3TX  
Setting 35  
02-R-2 FSP

Type	Freq(Hz)	Level(dBuV/m)	Limit(dBuV/m)	Margin(dB)	Factor(dB)	Dist(m)	Pol.(H/V)	Azimuth(°)	Height(m)	Comments
AV	15.6708G	49.73	54.00	-4.27	17.57	3	V	261	1.72	-
PK	10.46104G	66.08	68.20	-2.12	16.50	3	V	6	1.03	-
PK	15.68448G	63.64	74.00	-10.36	17.53	3	V	261	1.72	-

### 802.11ac VHT40-BF\_Nss1,(MCS0)\_3TX

### 5230MHz\_TX

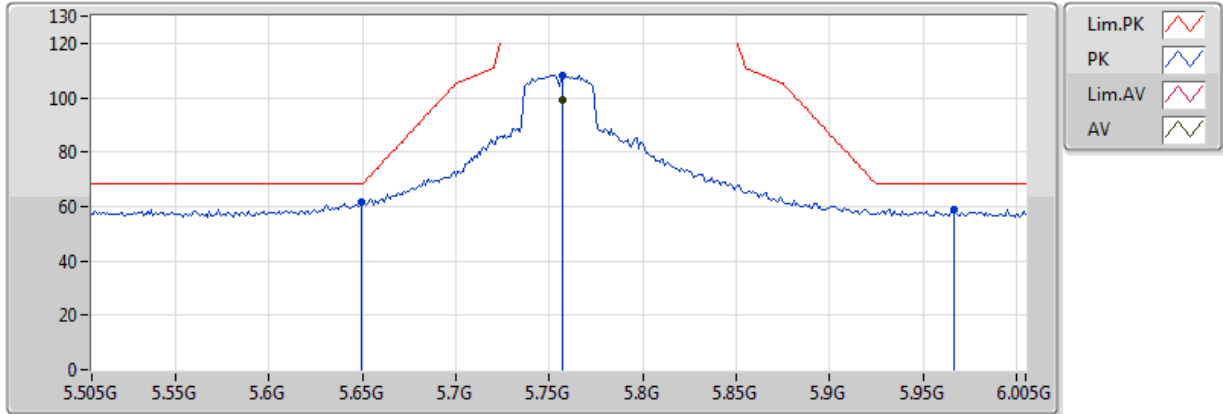


20170217  
EUT\_Z\_3TX  
Setting 35  
02-R-2 FSP

Type	Freq(Hz)	Level(dBuV/m)	Limit(dBuV/m)	Margin(dB)	Factor(dB)	Dist(m)	Pol.(H/V)	Azimuth(°)	Height(m)	Comments
AV	15.6892G	49.79	54.00	-4.21	17.52	3	H	229	2.32	-
PK	10.44688G	60.68	68.20	-7.52	16.48	3	H	75	1.19	-
PK	15.69448G	63.03	74.00	-10.97	17.50	3	H	229	2.32	-

### 802.11ac VHT40-BF\_Nss1,(MCS0)\_3TX

### 5755MHz\_TX



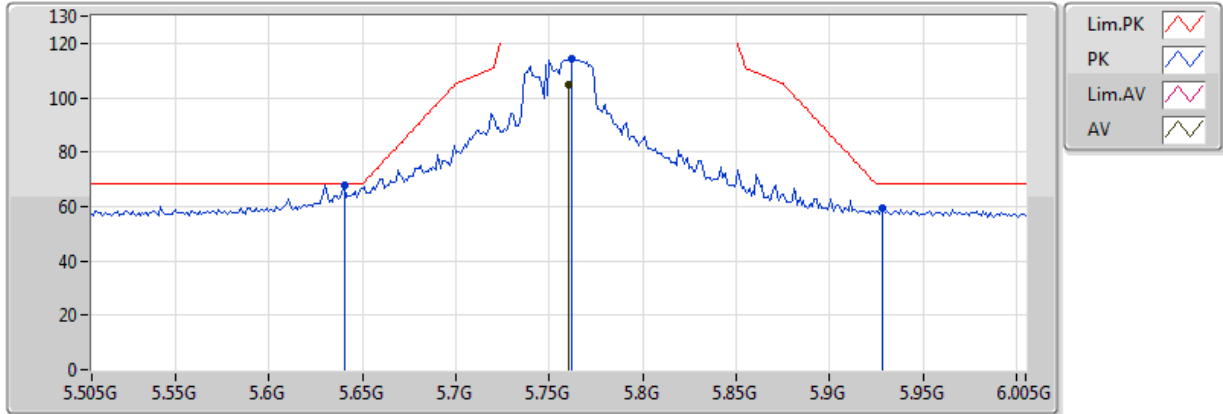
20170220  
EUT\_Z\_3TX  
Setting 37  
03-J-1-10  
FSP

Type	Freq(Hz)	Level(dBuV/m)	Limit(dBuV/m)	Margin(dB)	Factor(dB)	Dist(m)	Pol.(H/V)	Azimuth(°)	Height(m)	Comments
AV	5.757G	99.04	Inf	-Inf	6.98	3	V	86	1.02	-
PK	5.649G	61.70	68.20	-6.50	6.97	3	V	86	1.02	-
PK	5.757G	108.34	Inf	-Inf	6.98	3	V	86	1.02	-
PK	5.967G	58.67	68.20	-9.53	6.91	3	V	86	1.02	-



### 802.11ac VHT40-BF\_Nss1,(MCS0)\_3TX

### 5755MHz\_TX

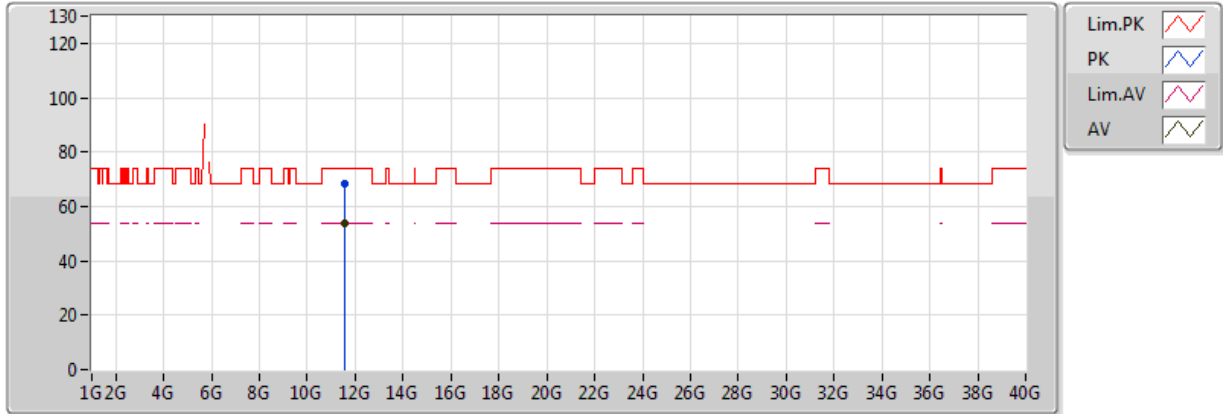


20170220  
EUT\_Z\_3TX  
Setting 37  
03-J-1-10  
FSP

Type	Freq(Hz)	Level(dBuV/m)	Limit(dBuV/m)	Margin(dB)	Factor(dB)	Dist(m)	Pol.(H/V)	Azimuth(°)	Height(m)	Comments
AV	5.76G	104.69	Inf	-Inf	6.98	3	H	314	1.09	-
PK	5.64G	67.88	68.20	-0.32	6.97	3	H	314	1.09	-
PK	5.762G	114.50	Inf	-Inf	6.98	3	H	314	1.09	-
PK	5.928G	59.22	68.20	-8.98	6.93	3	H	314	1.09	-

### 802.11ac VHT40-BF\_Nss1,(MCS0)\_3TX

### 5755MHz\_TX

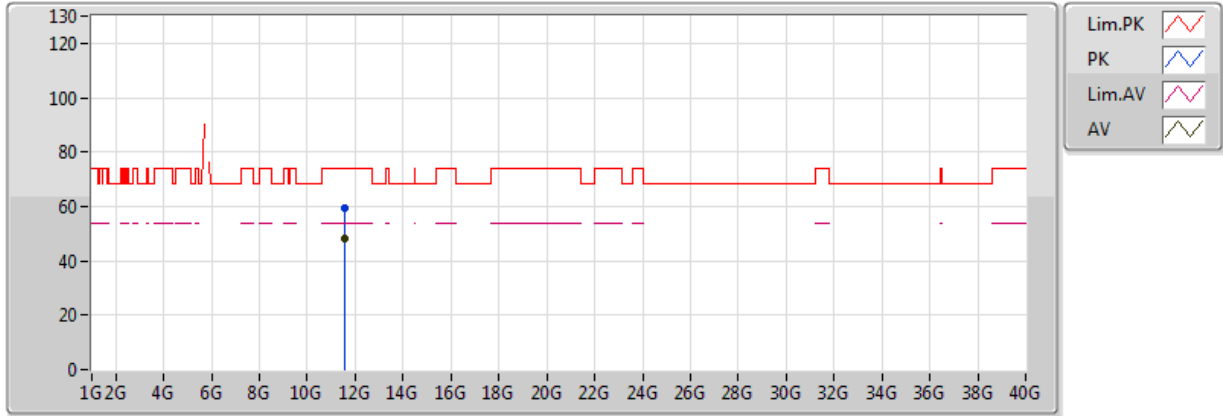


20170220  
EUT\_Z\_3TX  
Setting 37  
03-J-1  
FSP

Type	Freq(Hz)	Level(dBuV/m)	Limit(dBuV/m)	Margin(dB)	Factor(dB)	Dist(m)	Pol.(H/V)	Azimuth(°)	Height(m)	Comments
AV	11.5334G	53.82	54.00	-0.18	13.94	3	V	348	1.04	-
PK	11.535G	68.17	74.00	-5.83	13.94	3	V	348	1.04	-

### 802.11ac VHT40-BF\_Nss1,(MCS0)\_3TX

### 5755MHz\_TX

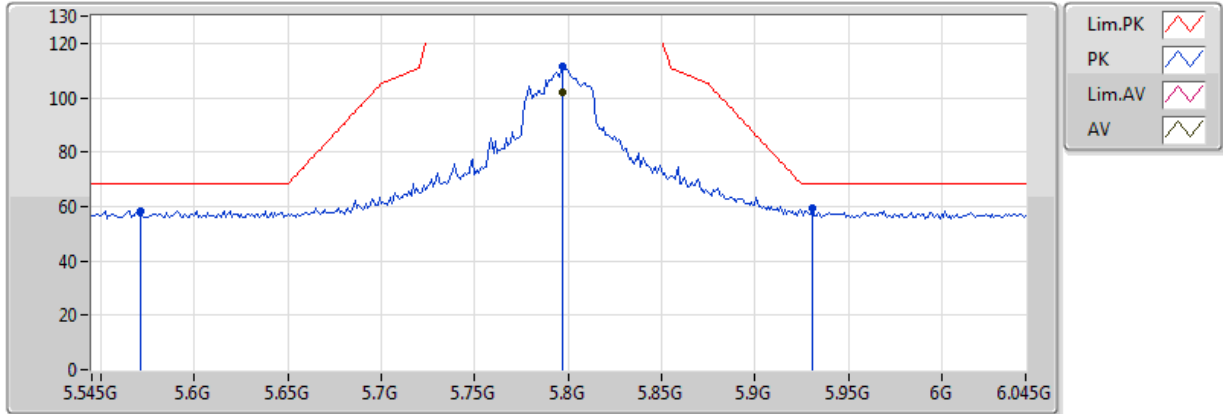


20170220  
EUT\_Z\_3TX  
Setting 37  
03-J-1  
FSP

Type	Freq(Hz)	Level(dBuV/m)	Limit(dBuV/m)	Margin(dB)	Factor(dB)	Dist(m)	Pol.(H/V)	Azimuth(°)	Height(m)	Comments
AV	11.58488G	48.42	54.00	-5.58	13.96	3	H	45	1.04	-
PK	11.58904G	59.54	74.00	-14.46	13.96	3	H	45	1.04	-

**802.11ac VHT40-BF\_Nss1,(MCS0)\_3TX**

**5795MHz\_TX**

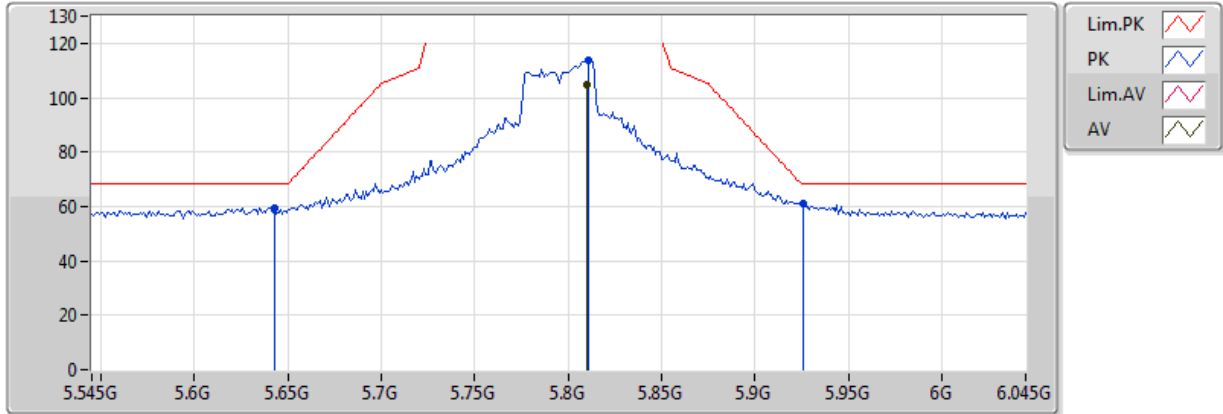


20170220  
EUT\_Z\_3TX  
Setting 40  
03-J-1-10  
FSP

Type	Freq(Hz)	Level(dBuV/m)	Limit(dBuV/m)	Margin(dB)	Factor(dB)	Dist(m)	Pol.(H/V)	Azimuth(°)	Height(m)	Comments
AV	5.797G	102.08	Inf	-Inf	6.98	3	V	360	1.01	-
PK	5.571G	58.34	68.20	-9.86	6.94	3	V	360	1.01	-
PK	5.797G	111.31	Inf	-Inf	6.98	3	V	360	1.01	-
PK	5.931G	59.22	68.20	-8.98	6.92	3	V	360	1.01	-

### 802.11ac VHT40-BF\_Nss1,(MCS0)\_3TX

### 5795MHz\_TX

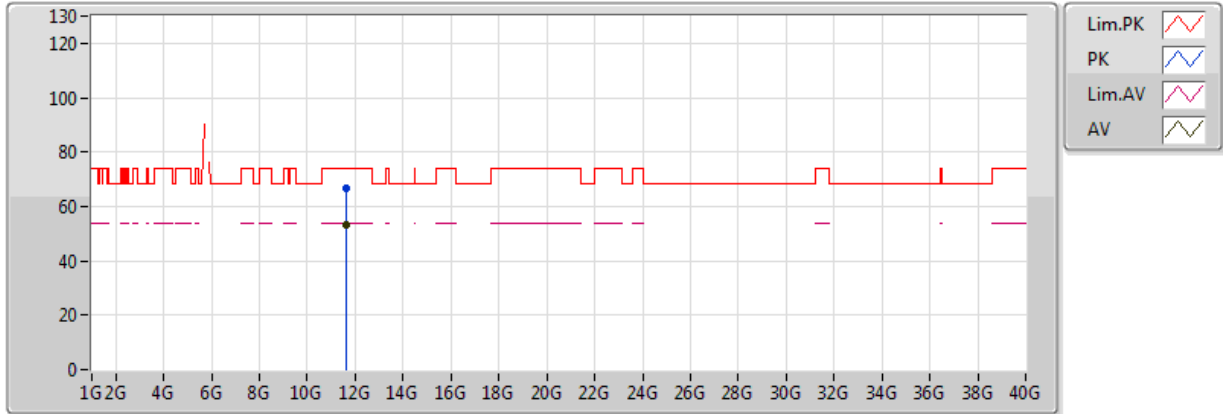


20170220  
EUT\_Z\_3TX  
Setting 40  
03-J-1-10  
FSP

Type	Freq(Hz)	Level(dBuV/m)	Limit(dBuV/m)	Margin(dB)	Factor(dB)	Dist(m)	Pol.(H/V)	Azimuth(°)	Height(m)	Comments
AV	5.81G	104.59	Inf	-Inf	6.98	3	H	300	1.01	-
PK	5.643G	59.36	68.20	-8.84	6.97	3	H	300	1.01	-
PK	5.811G	113.82	Inf	-Inf	6.98	3	H	300	1.01	-
PK	5.926G	61.27	68.20	-6.93	6.93	3	H	300	1.01	-

### 802.11ac VHT40-BF\_Nss1,(MCS0)\_3TX

### 5795MHz\_TX

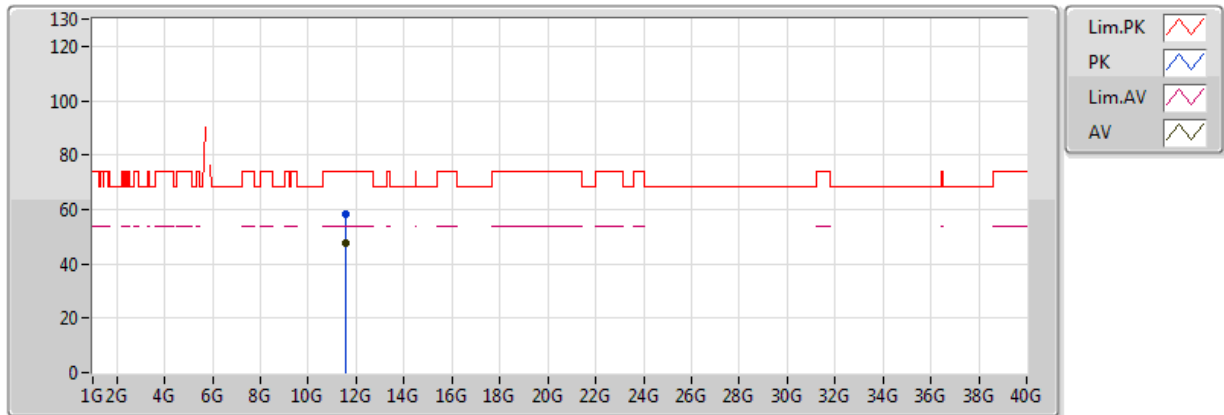


20170220  
EUT\_Z\_3TX  
Setting 40  
03-J-1  
FSP

Type	Freq(Hz)	Level(dBuV/m)	Limit(dBuV/m)	Margin(dB)	Factor(dB)	Dist(m)	Pol.(H/V)	Azimuth(°)	Height(m)	Comments
AV	11.60232G	53.03	54.00	-0.97	13.97	3	V	353	1.01	-
PK	11.60232G	66.81	74.00	-7.19	13.97	3	V	353	1.01	-

### 802.11ac VHT40-BF\_Nss1,(MCS0)\_3TX

### 5795MHz\_TX

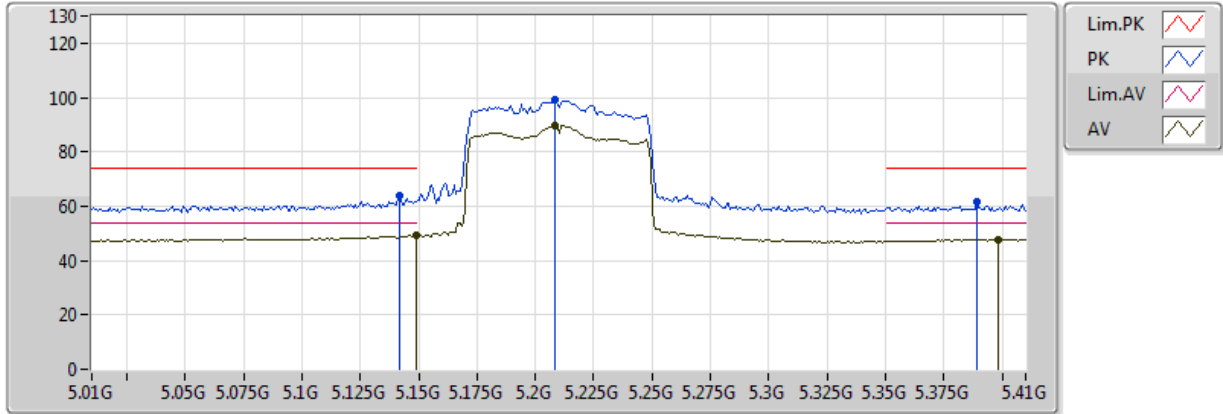


20170220  
EUT\_Z\_3TX  
Setting 40  
03-J-1  
FSP

Type	Freq(Hz)	Level(dBuV/m)	Limit(dBuV/m)	Margin(dB)	Factor(dB)	Dist(m)	Pol.(H/V)	Azimuth(°)	Height(m)	Comments
AV	11.58488G	47.42	54.00	-6.58	13.96	3	H	45	1.04	-
PK	11.58904G	58.54	74.00	-15.46	13.96	3	H	45	1.04	-

### 802.11ac VHT80-BF\_Nss1,(MCS0)\_3TX

### 5210MHz\_TX



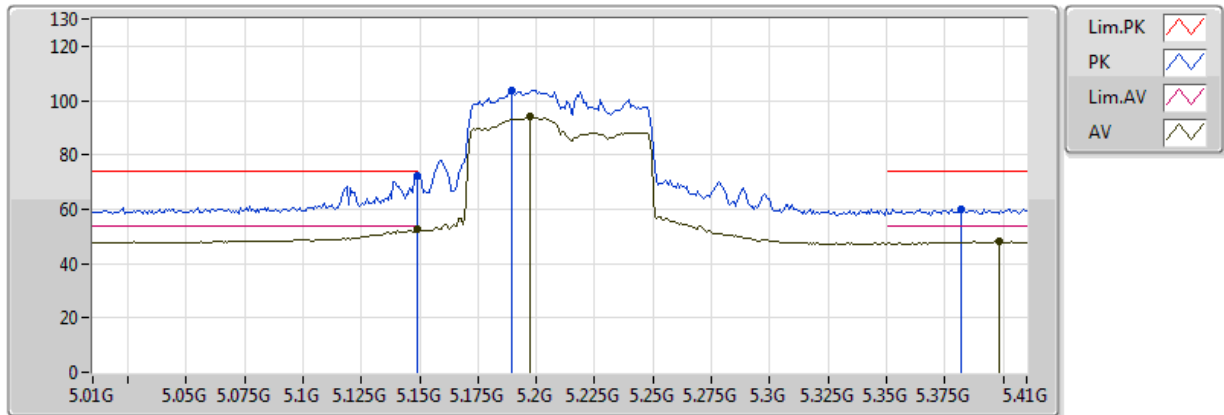
20170217  
 EUT\_Z\_3TX  
 Setting 19 (生一個SET 波型會改變 FAIL)  
 02-R-2-10 FSP

Type	Freq(Hz)	Level(dBuV/m)	Limit(dBuV/m)	Margin(dB)	Factor(dB)	Dist(m)	Pol.(H/V)	Azimuth(°)	Height(m)	Comments
AV	5.1492G	49.32	54.00	-4.68	7.23	3	V	213	1.01	-
AV	5.2084G	89.62	Inf	-Inf	7.29	3	V	213	1.01	-
AV	5.398G	47.82	54.00	-6.18	7.59	3	V	213	1.01	-
PK	5.142G	63.93	74.00	-10.07	7.23	3	V	213	1.01	-
PK	5.2084G	99.03	Inf	-Inf	7.29	3	V	213	1.01	-
PK	5.3892G	61.45	74.00	-12.55	7.57	3	V	213	1.01	-



### 802.11ac VHT80-BF\_Nss1,(MCS0)\_3TX

### 5210MHz\_TX

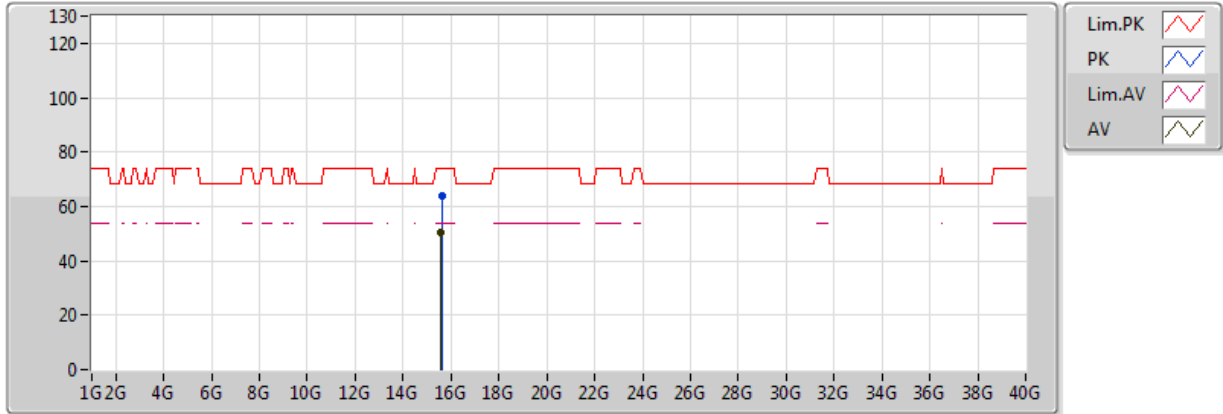


20170217  
 EUT\_Z\_3TX  
 Setting 19 (生一個SET 波型會改變 FAIL)  
 02-R-2-10 FSP

Type	Freq(Hz)	Level(dBuV/m)	Limit(dBuV/m)	Margin(dB)	Factor(dB)	Dist(m)	Pol.(H/V)	Azimuth(°)	Height(m)	Comments
AV	5.1492G	52.52	54.00	-1.48	7.23	3	H	6	1.07	-
AV	5.1972G	93.89	Inf	-Inf	7.28	3	H	6	1.07	-
AV	5.398G	47.98	54.00	-6.02	7.59	3	H	6	1.07	-
PK	5.1492G	72.09	74.00	-1.91	7.23	3	H	6	1.07	-
PK	5.1892G	103.92	Inf	-Inf	7.27	3	H	6	1.07	-
PK	5.382G	60.16	74.00	-13.84	7.56	3	H	6	1.07	-

### 802.11ac VHT80-BF\_Nss1,(MCS0)\_3TX

### 5210MHz\_TX

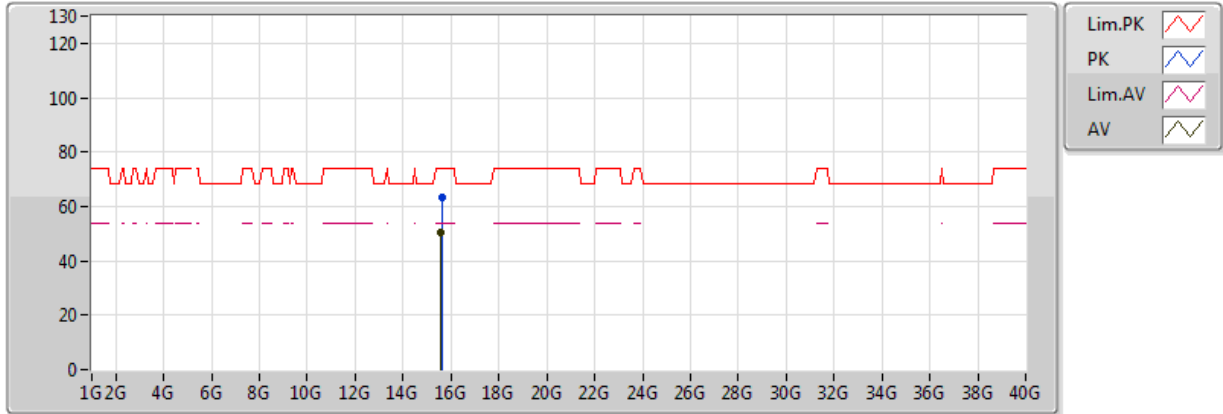


20170217  
EUT\_Z\_3TX  
Setting 19  
02-R-2 FSP

Type	Freq(Hz)	Level(dBuV/m)	Limit(dBuV/m)	Margin(dB)	Factor(dB)	Dist(m)	Pol.(H/V)	Azimuth(°)	Height(m)	Comments
AV	15.59624G	50.34	54.00	-3.66	17.78	3	V	348	1.41	-
PK	15.65912G	64.14	74.00	-9.86	17.60	3	V	348	1.41	-

### 802.11ac VHT80-BF\_Nss1,(MCS0)\_3TX

### 5210MHz\_TX

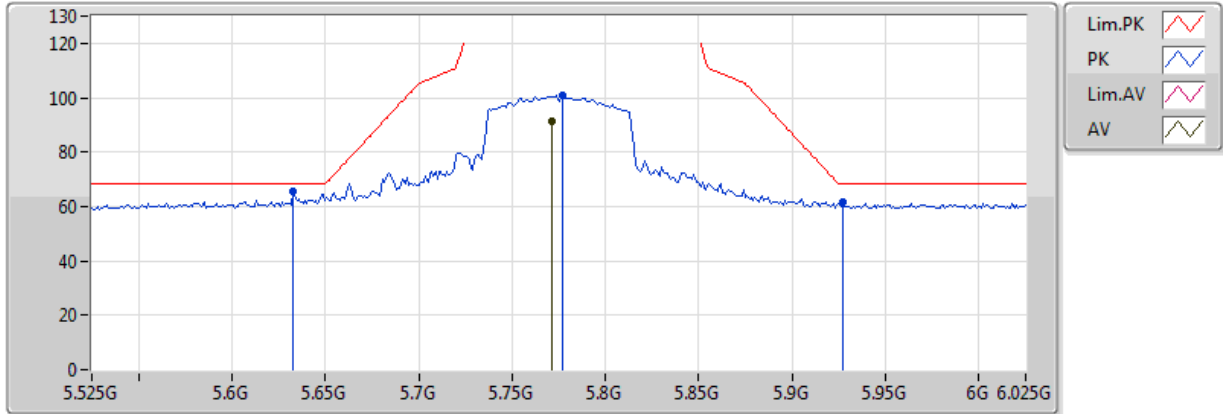


20170217  
EUT\_Z\_3TX  
Setting 19  
02-R-2 FSP

Type	Freq(Hz)	Level(dBuV/m)	Limit(dBuV/m)	Margin(dB)	Factor(dB)	Dist(m)	Pol.(H/V)	Azimuth(°)	Height(m)	Comments
AV	15.60072G	50.36	54.00	-3.64	17.77	3	H	302	2.17	-
PK	15.6468G	63.19	74.00	-10.81	17.64	3	H	302	2.17	-

### 802.11ac VHT80-BF\_Nss1,(MCS0)\_3TX

### 5775MHz\_TX

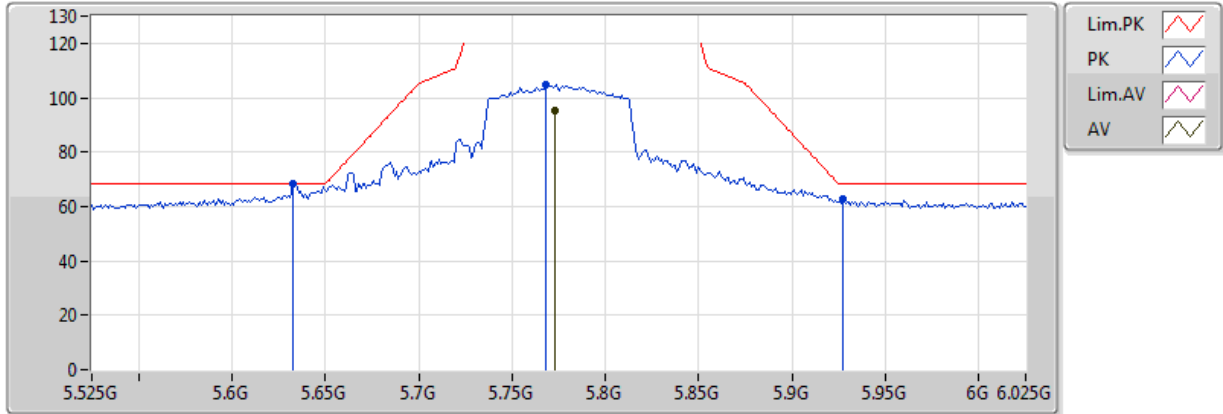


20170217  
EUT\_Z\_3TX  
Setting 30  
02-R-2-10 FSP

Type	Freq(Hz)	Level(dBuV/m)	Limit(dBuV/m)	Margin(dB)	Factor(dB)	Dist(m)	Pol.(H/V)	Azimuth(°)	Height(m)	Comments
AV	5.771G	91.36	Inf	-Inf	8.24	3	V	157	1.09	-
PK	5.633G	65.76	68.20	-2.44	8.11	3	V	157	1.09	-
PK	5.777G	100.96	Inf	-Inf	8.25	3	V	157	1.09	-
PK	5.927G	61.39	68.20	-6.81	8.56	3	V	157	1.09	-

### 802.11ac VHT80-BF\_Nss1,(MCS0)\_3TX

### 5775MHz\_TX

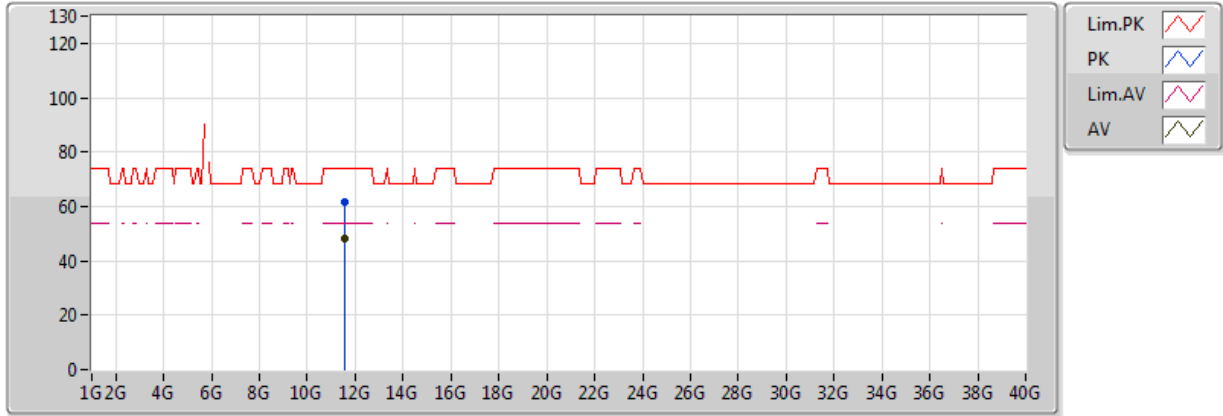


20170217  
EUT\_Z\_3TX  
Setting 30  
02-R-2-10 FSP

Type	Freq(Hz)	Level(dBuV/m)	Limit(dBuV/m)	Margin(dB)	Factor(dB)	Dist(m)	Pol.(H/V)	Azimuth(°)	Height(m)	Comments
AV	5.773G	95.06	Inf	-Inf	8.25	3	H	299	1.05	-
PK	5.633G	68.16	68.20	-0.04	8.11	3	H	299	1.05	-
PK	5.768G	104.68	Inf	-Inf	8.24	3	H	299	1.05	-
PK	5.927G	62.88	68.20	-5.32	8.56	3	H	299	1.05	-

### 802.11ac VHT80-BF\_Nss1,(MCS0)\_3TX

### 5775MHz\_TX

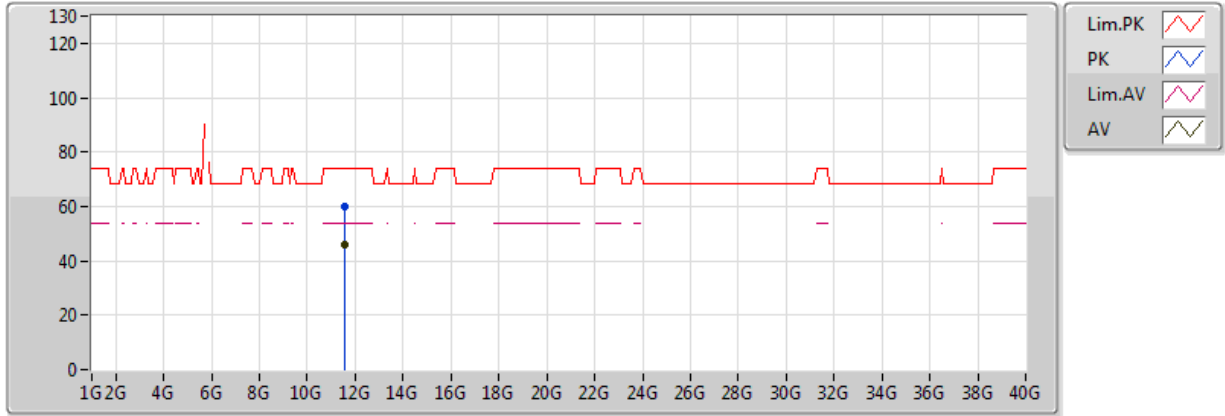


20170217  
EUT\_Z\_3TX  
Setting 30  
02-R-2 FSP

Type	Freq(Hz)	Level(dBuV/m)	Limit(dBuV/m)	Margin(dB)	Factor(dB)	Dist(m)	Pol.(H/V)	Azimuth(°)	Height(m)	Comments
AV	11.55G	48.27	54.00	-5.73	16.79	3	V	352	1.19	-
PK	11.55044G	61.88	74.00	-12.12	16.79	3	V	352	1.19	-

**802.11ac VHT80-BF\_Nss1,(MCS0)\_3TX**

**5775MHz\_TX**



20170217  
EUT\_Z\_3TX  
Setting 30  
02-R-2 FSP

Type	Freq(Hz)	Level(dBuV/m)	Limit(dBuV/m)	Margin(dB)	Factor(dB)	Dist(m)	Pol.(H/V)	Azimuth(°)	Height(m)	Comments
AV	11.55552G	45.82	54.00	-8.18	16.78	3	H	310	1.01	-
PK	11.55032G	59.92	74.00	-14.08	16.79	3	H	310	1.01	-



**Mode: 20 MHz / Ant. 2**  
**Voltage vs. Frequency Stability**

Voltage (V)	Measurement Frequency (MHz)			
	5200 MHz			
	0 Minute	2 Minute	5 Minute	10 Minute
126.50	5200.0031	5200.0026	5200.0019	5200.0011
110.00	5200.0026	5200.0025	5200.0019	5200.0015
93.50	5200.0022	5200.0013	5200.0008	5200.0005
Max. Deviation (MHz)	<b>0.0031</b>	<b>0.0026</b>	<b>0.0019</b>	<b>0.0015</b>
Max. Deviation (ppm)	<b>0.60</b>	<b>0.50</b>	<b>0.37</b>	<b>0.29</b>
Result	Pass			

**Temperature vs. Frequency Stability**

Temperature (°C)	Measurement Frequency (MHz)			
	5200 MHz			
	0 Minute	2 Minute	5 Minute	10 Minute
-30	5199.9956	5199.9949	5199.9942	5199.9937
-20	5199.9965	5199.9959	5199.9953	5199.9951
-10	5199.9977	5199.9970	5199.9966	5199.9963
0	5199.9993	5199.9988	5199.9981	5199.9975
10	5200.0012	5200.0003	5199.9999	5199.9995
20	5200.0026	5200.0016	5200.0009	5200.0003
30	5200.0091	5200.0087	5200.0081	5200.0074
40	5200.0099	5200.0097	5200.0096	5200.0094
50	5200.0107	5200.0104	5200.0095	5200.0086
Max. Deviation (MHz)	<b>0.0107</b>	<b>0.0104</b>	<b>0.0096</b>	<b>0.0094</b>
Max. Deviation (ppm)	<b>2.06</b>	<b>2.00</b>	<b>1.85</b>	<b>1.81</b>
Result	Pass			

**Voltage vs. Frequency Stability**

Voltage (V)	Measurement Frequency (MHz)			
	5785 MHz			
	0 Minute	2 Minute	5 Minute	10 Minute
126.50	5785.0030	5785.0025	5785.0019	5785.0015
110.00	5785.0026	5785.0024	5785.0019	5785.0010
93.50	5785.0019	5785.0010	5785.0006	5784.9997
Max. Deviation (MHz)	<b>0.0030</b>	<b>0.0025</b>	<b>0.0019</b>	<b>0.0015</b>
Max. Deviation (ppm)	<b>0.52</b>	<b>0.43</b>	<b>0.33</b>	<b>0.26</b>
Result	Pass			

**Temperature vs. Frequency Stability**

Temperature (°C)	Measurement Frequency (MHz)			
	5785 MHz			
	0 Minute	2 Minute	5 Minute	10 Minute
-30	5784.9995	5784.9991	5784.9990	5784.9984
-20	5785.0001	5785.0000	5784.9997	5784.9991
-10	5785.0005	5785.0003	5785.0002	5784.9997
0	5785.0010	5785.0004	5784.9995	5784.9992
10	5785.0018	5785.0017	5785.0007	5785.0000
20	5785.0026	5785.0016	5785.0015	5785.0011
30	5785.0091	5785.0082	5785.0076	5785.0073
40	5785.0107	5785.0101	5785.0094	5785.0085
50	5785.0105	5785.0100	5785.0090	5785.0080
Max. Deviation (MHz)	<b>0.0107</b>	<b>0.0101</b>	<b>0.0094</b>	<b>0.0085</b>
Max. Deviation (ppm)	<b>1.85</b>	<b>1.75</b>	<b>1.62</b>	<b>1.47</b>
Result	Pass			





Mode: 40 MHz / Ant. 2  
Voltage vs. Frequency Stability

Voltage (V)	Measurement Frequency (MHz)			
	5190 MHz			
	0 Minute	2 Minute	5 Minute	10 Minute
126.50	5190.0034	5190.0026	5190.0020	5190.0017
110.00	5190.0026	5190.0018	5190.0009	5190.0005
93.50	5190.0025	5190.0021	5190.0014	5190.0013
Max. Deviation (MHz)	<b>0.0034</b>	<b>0.0026</b>	<b>0.0020</b>	<b>0.0017</b>
Max. Deviation (ppm)	<b>0.66</b>	<b>0.50</b>	<b>0.39</b>	<b>0.33</b>
Result	Pass			

Temperature vs. Frequency Stability

Temperature (°C)	Measurement Frequency (MHz)			
	5190 MHz			
	0 Minute	2 Minute	5 Minute	10 Minute
-30	5189.9960	5189.9959	5189.9953	5189.9947
-20	5189.9975	5189.9970	5189.9960	5189.9954
-10	5189.9979	5189.9971	5189.9963	5189.9959
0	5189.9997	5189.9993	5189.9987	5189.9985
10	5190.0009	5190.0007	5189.9998	5189.9989
20	5190.0026	5190.0023	5190.0015	5190.0011
30	5190.0091	5190.0086	5190.0080	5190.0079
40	5190.0106	5190.0098	5190.0092	5190.0087
50	5190.0042	5190.0038	5190.0030	5190.0024
Max. Deviation (MHz)	<b>0.0106</b>	<b>0.0098</b>	<b>0.0092</b>	<b>0.0087</b>
Max. Deviation (ppm)	<b>2.04</b>	<b>1.89</b>	<b>1.77</b>	<b>1.68</b>
Result	Pass			

Voltage vs. Frequency Stability

Voltage (V)	Measurement Frequency (MHz)			
	5755 MHz			
	0 Minute	2 Minute	5 Minute	10 Minute
126.50	5755.0032	5755.0024	5755.0017	5755.0016
110.00	5755.0026	5755.0017	5755.0011	5755.0001
93.50	5755.0019	5755.0017	5755.0008	5755.0002
Max. Deviation (MHz)	<b>0.0032</b>	<b>0.0024</b>	<b>0.0017</b>	<b>0.0016</b>
Max. Deviation (ppm)	<b>0.56</b>	<b>0.42</b>	<b>0.30</b>	<b>0.28</b>
Result	Pass			

Temperature vs. Frequency Stability

Temperature (°C)	Measurement Frequency (MHz)			
	5755 MHz			
	0 Minute	2 Minute	5 Minute	10 Minute
-30	5754.9958	5754.9948	5754.9941	5754.9938
-20	5754.9973	5754.9972	5754.9968	5754.9960
-10	5754.9987	5754.9979	5754.9969	5754.9966
0	5754.9995	5754.9994	5754.9988	5754.9983
10	5755.0006	5755.0001	5754.9999	5754.9994
20	5755.0026	5755.0023	5755.0021	5755.0020
30	5755.0091	5755.0084	5755.0078	5755.0072
40	5755.0110	5755.0104	5755.0103	5755.0099
50	5755.0031	5755.0025	5755.0015	5755.0011
Max. Deviation (MHz)	<b>0.0110</b>	<b>0.0104</b>	<b>0.0103</b>	<b>0.0099</b>
Max. Deviation (ppm)	<b>1.91</b>	<b>1.81</b>	<b>1.79</b>	<b>1.72</b>
Result	Pass			



Mode: 80 MHz / Ant. 2  
Voltage vs. Frequency Stability

Voltage (V)	Measurement Frequency (MHz)			
	5210 MHz			
	0 Minute	2 Minute	5 Minute	10 Minute
126.50	5210.0028	5210.0021	5210.0015	5210.0011
110.00	5210.0026	5210.0019	5210.0012	5210.0006
93.50	5210.0024	5210.0016	5210.0009	5210.0006
Max. Deviation (MHz)	<b>0.0028</b>	<b>0.0021</b>	<b>0.0015</b>	<b>0.0011</b>
Max. Deviation (ppm)	<b>0.54</b>	<b>0.40</b>	<b>0.29</b>	<b>0.21</b>
Result	Pass			

Temperature vs. Frequency Stability

Temperature (°C)	Measurement Frequency (MHz)			
	5210 MHz			
	0 Minute	2 Minute	5 Minute	10 Minute
-30	5209.9984	5209.9978	5209.9974	5209.9971
-20	5209.9988	5209.9986	5209.9982	5209.9979
-10	5209.9999	5209.9989	5209.9981	5209.9972
0	5210.0000	5209.9998	5209.9993	5209.9988
10	5210.0007	5209.9999	5209.9989	5209.9981
20	5210.0026	5210.0018	5210.0009	5210.0002
30	5210.0091	5210.0081	5210.0071	5210.0066
40	5210.0108	5210.0098	5210.0093	5210.0083
50	5210.0044	5210.0039	5210.0035	5210.0025
Max. Deviation (MHz)	<b>0.0108</b>	<b>0.0098</b>	<b>0.0093</b>	<b>0.0083</b>
Max. Deviation (ppm)	<b>2.07</b>	<b>1.88</b>	<b>1.79</b>	<b>1.59</b>
Result	Pass			

Voltage vs. Frequency Stability

Voltage (V)	Measurement Frequency (MHz)			
	5775 MHz			
	0 Minute	2 Minute	5 Minute	10 Minute
126.50	5775.0033	5775.0032	5775.0025	5775.0017
110.00	5775.0026	5775.0019	5775.0013	5775.0004
93.50	5775.0021	5775.0012	5775.0008	5775.0000
Max. Deviation (MHz)	<b>0.0033</b>	<b>0.0032</b>	<b>0.0025</b>	<b>0.0017</b>
Max. Deviation (ppm)	<b>0.57</b>	<b>0.55</b>	<b>0.43</b>	<b>0.29</b>
Result	Pass			

Temperature vs. Frequency Stability

Temperature (°C)	Measurement Frequency (MHz)			
	5775 MHz			
	0 Minute	2 Minute	5 Minute	10 Minute
-30	5774.9995	5774.9987	5774.9981	5774.9974
-20	5774.9997	5774.9991	5774.9983	5774.9980
-10	5774.9998	5774.9995	5774.9987	5774.9982
0	5775.0003	5774.9997	5774.9995	5774.9991
10	5775.0009	5775.0002	5774.9992	5774.9985
20	5775.0026	5775.0017	5775.0013	5775.0007
30	5775.0091	5775.0086	5775.0078	5775.0068
40	5775.0095	5775.0090	5775.0088	5775.0080
50	5775.0028	5775.0018	5775.0011	5775.0008
Max. Deviation (MHz)	<b>0.0095</b>	<b>0.0090</b>	<b>0.0088</b>	<b>0.0080</b>
Max. Deviation (ppm)	<b>1.65</b>	<b>1.56</b>	<b>1.52</b>	<b>1.39</b>
Result	Pass			

