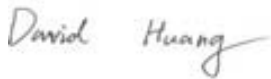




# RF EXPOSURE REPORT



Report No.: 14050063-FCC-H2

Supersede Report No.: N/A

Applicant	B mobile HK Limited	
Product Name	Mobile phone	
Model No.	AX512	
Test Standard	FCC 2.1093	
Test Date	November 06, 2014	
Issue Date	November 13, 2014	
Test Result	<input checked="" type="checkbox"/> Pass <input type="checkbox"/> Fail	
Equipment complied with the specification	<input checked="" type="checkbox"/>	
Equipment did not comply with the specification	<input type="checkbox"/>	
		
David Huang Test Engineer	Alex Liu Checked By	
<p>This test report may be reproduced in full only Test result presented in this test report is applicable to the tested sample only</p>		

Issued by:

**SIEMIC (SHENZHEN-CHINA) LABORATORIES**

Zone A, Floor 1, Building 2 Wan Ye Long Technology Park

South Side of Zhoushi Road, Bao' an District, Shenzhen, Guangdong China 518108

Phone: +86 0755 2601 4629801 Email: [China@siemic.com.cn](mailto:China@siemic.com.cn)

## Laboratories Introduction

SIEMIC, headquartered in the heart of Silicon Valley, with superior facilities in US and Asia, is one of the leading independent testing and certification facilities providing customers with one-stop shop services for Compliance Testing and Global Certifications.



In addition to testing and certification, SIEMIC provides initial design reviews and compliance management throughout a project. Our extensive experience with China, Asia Pacific, North America, European, and International compliance requirements, assures the fastest, most cost effective way to attain regulatory compliance for the global markets.

### Accreditations for Conformity Assessment

Country/Region	Scope
USA	EMC, RF/Wireless, SAR, Telecom
Canada	EMC, RF/Wireless, SAR, Telecom
Taiwan	EMC, RF, Telecom, SAR, Safety
Hong Kong	RF/Wireless, SAR, Telecom
Australia	EMC, RF, Telecom, SAR, Safety
Korea	EMI, EMS, RF, SAR, Telecom, Safety
Japan	EMI, RF/Wireless, SAR, Telecom
Singapore	EMC, RF, SAR, Telecom
Europe	EMC, RF, SAR, Telecom, Safety

Test Report	14050063-FCC-H2
Page	3 of 9

This page has been left blank intentionally.

# CONTENTS

1. REPORT REVISION HISTORY .....	5
2. CUSTOMER INFORMATION .....	5
3. TEST SITE INFORMATION.....	5
4. EQUIPMENT UNDER TEST (EUT) INFORMATION .....	6
5. FCC §2.1093 - MAXIMUM PERMISSIBLE EXPOSURE.....	8
5.1 RF EXPOSURE.....	8
5.2 TEST RESULT .....	9

## 1. Report Revision History

Report No.	Report Version	Description	Issue Date
14050063-FCC-H2	NONE	Original	November 13, 2014

## 2. Customer information

Applicant Name	B mobile HK Limited
Applicant Add	Flat 18; 14/F Block 1; Golden Industrial Building; 16-26 Kwai Tak Street; Kwai Chung; New Territories ; HONG KONG , CHINA
Manufacturer	B mobile HK Limited
Manufacturer Add	Flat 18; 14/F Block 1; Golden Industrial Building; 16-26 Kwai Tak Street; Kwai Chung; New Territories ; HONG KONG , CHINA

## 3. Test site information

Lab performing tests	SIEMIC (Shenzhen-China) LABORATORIES
Lab Address	Zone A, Floor 1, Building 2 Wan Ye Long Technology Park South Side of Zhoushi Road, Bao' an District, Shenzhen, Guangdong China 518108
FCC Test Site No.	718246
IC Test Site No.	4842E-1
Test Software	Labview of SIEMIC version 2.0

## 4. Equipment under Test (EUT) Information

Description of EUT:	Mobile phone
Main Model:	AX512
Serial Model:	N/A
Date EUT received:	October 23, 2014
Test Date(s):	November 06, 2014
Antenna Gain:	GSM850: -1.87 dBi PCS1900:-0.75 dBi UMTS-FDD Band II / UMTS-FDD Band V: -0.62 Bluetooth: 0.7 dBi WIFI: 0.7 dBi
Type of Modulation:	GSM / GPRS: GMSK EGPRS: GMSK, 8PSK UMTS-FDD: QPSK 802.11b/g/n: DSSS, OFDM Bluetooth: GFSK, $\pi$ /4DQPSK, 8DPSK
RF Operating Frequency (ies):	GSM850 TX: 824.2 ~ 848.8 MHz; RX: 869.2 ~ 893.8 MHz PCS1900 TX: 1850.2 ~ 1909.8 MHz; RX: 1930.2 ~ 1989.8 MHz UMTS-FDD Band V TX: 826.4 ~ 846.6 MHz; RX: 871.4 ~ 891.6 MHz UMTS-FDD Band II TX:1852.4 ~ 1907.6 MHz; RX: 1932.4 ~ 1987.6 MHz WIFI:802.11b/g/n(20M): 2412-2462 MHz Bluetooth: 2402-2480 MHz
Number of Channels:	GSM 850: 124CH PCS1900: 299CH WIFI :802.11b/g/n(20M): 11CH Bluetooth: 79CH
Port:	Power Port, Earphone Port, USB Port

Test Report	14050063-FCC-H2
Page	7 of 9

Input Power:

Battery:  
Model: BH-P4B  
Spec: 3.7V 1300mAh  
Limited charger voltage: 4.2V

Adapter:  
Model: AX512  
Input: AC 100-240V; 50/60Hz 0.15A  
Output: DC 5.0V; 500mA

Trade Name : Bmobile

GPRS/EGPRS Multi-slot class 8/10/12

FCC ID: ZSW-AX512

## 5. FCC §2.1093 - Maximum Permissible exposure

### 5.1 RF Exposure

#### Standard Requirement:

According to §15.247 (i) and §1.1307(b)(1), systems operating under the provisions of this section shall be operated in a manner that ensures that the public is not exposed to radio frequency energy level in excess of the Commission's guidelines.

The 1-g and 10-g SAR test exclusion thresholds for 100 MHz to 6 GHz at *test separation distances*  $\leq 50$  mm are determined by:

$[(\text{max. power of channel, including tune-up tolerance, mW}) / (\text{min. test separation distance, mm})] \cdot [\sqrt{f_{(\text{GHz})}}] \leq 3.0$  for 1-g SAR and  $\leq 7.5$  for 10-g extremity SAR,<sup>16</sup> where

- $f_{(\text{GHz})}$  is the RF channel transmit frequency in GHz
- Power and distance are rounded to the nearest mW and mm before calculation<sup>17</sup>
- The result is rounded to one decimal place for comparison

The test exclusions are applicable only when the minimum *test separation distance* is  $\leq 50$  mm and for transmission frequencies between 100 MHz and 6 GHz. When the minimum *test separation distance* is  $< 5$  mm, a distance of 5 mm is applied to determine SAR test exclusion.

Routine SAR evaluation refers to that specifically required by § 2.1093, using measurements or computer simulation. When routine SAR evaluation is not required, portable transmitters with output power greater than the applicable low threshold require SAR evaluation to qualify for TCB approval.



## 5.2 Test Result

All The Minimum Test Distance is 5 mm

### Bluetooth Mode:

Modulation	CH	Freq (MHz)	Conducted Power (dBm)	Tune Up Power (dBm)	Tune Up Max Power (dBm)	Result	Limit
GFSK	Low	2402	3.545	4.0±1	5.0	0.98	3
	Mid	2441	4.527	4.0±1	5.0	0.99	3
	High	2480	4.351	4.0±1	5.0	1.0	3
π /4 DQPSK	Low	2402	3.256	4.0±1	5.0	0.98	3
	Mid	2441	4.306	4.0±1	5.0	0.99	3
	High	2480	4.079	4.0±1	5.0	1.0	3
8-DPSK	Low	2402	3.438	4.0±1	5.0	0.98	3
	Mid	2441	4.476	4.0±1	5.0	0.99	3
	High	2480	4.234	4.0±1	5.0	1.0	3

### WIFI Mode:

Modulation	CH	Freq (MHz)	Conducted Power (dBm)	Tune Up Power (dBm)	Tune Up Max Power (dBm)	Result	Limit
802.11b	Low	2412	9.05	8.7±1	9.7	2.90	3
	Mid	2437	9.29	8.7±1	9.7	2.91	3
	High	2462	9.39	8.7±1	9.7	2.93	3
802.11g	Low	2412	9.42	8.7±1	9.7	2.90	3
	Mid	2437	9.53	8.7±1	9.7	2.91	3
	High	2462	9.63	8.7±1	9.7	2.93	3
802.11n (20M)	Low	2412	9.13	8.7±1	9.7	2.90	3
	Mid	2437	9.14	8.7±1	9.7	2.91	3
	High	2462	9.59	8.7±1	9.7	2.93	3

**Result:** Compliance

No SAR measurement is required.