

System Check_H835

DUT: Dipole 835 MHz D835V2

Communication System: UID 0, CW (0); Frequency: 835 MHz; Duty Cycle: 1:1

Medium: HSL850 Medium parameters used: $f = 835$ MHz; $\sigma = 0.892$ S/m; $\epsilon_r = 41.558$; $\rho = 1000$ kg/m³

DASY5 Configuration:

- Probe: ES3DV3 - SN3240; ConvF(6.13, 6.13, 6.13); Calibrated: 3/28/2018;
- Sensor-Surface: 3mm (Mechanical Surface Detection)
- Electronics: DAE4 Sn420; Calibrated: 3/22/2018
- Phantom: SAM 1; Type: QD000P40CC; Serial: TP:1469
- Measurement SW: DASY52, Version 52.8 (8); SEMCAD X Version 14.6.10 (7373)

Configuration/System Check/Area Scan (61x101x1): Interpolated grid: dx=1.500 mm, dy=1.500 mm

Maximum value of SAR (interpolated) = 0.109 W/kg

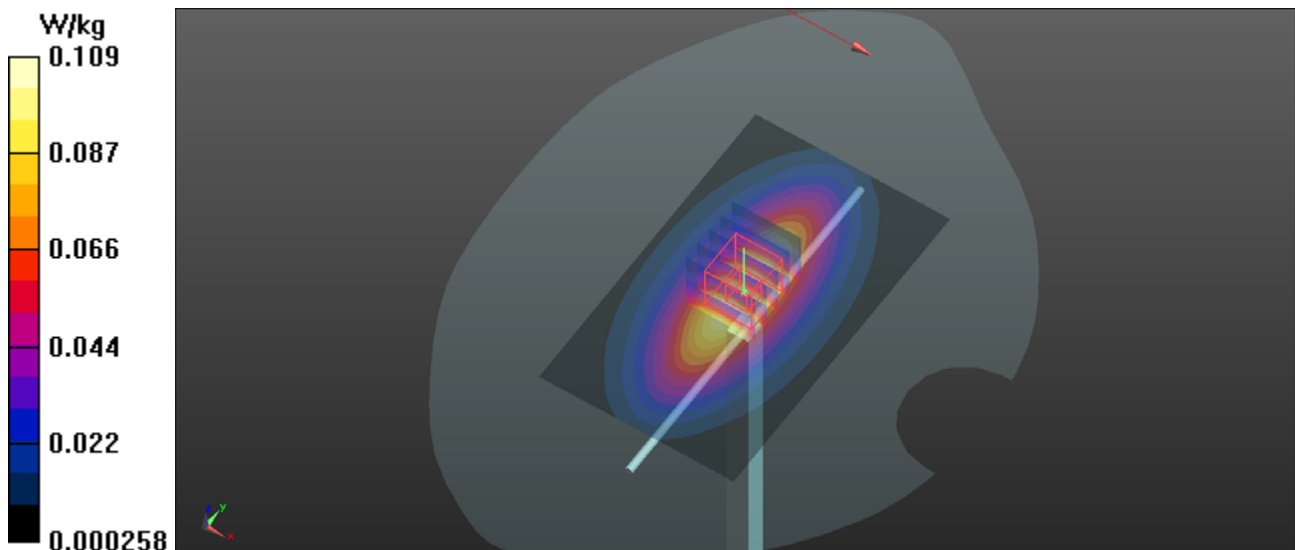
Configuration/System Check/Zoom Scan (5x5x7)/Cube 0: Measurement grid: dx=8mm, dy=8mm, dz=5mm

Reference Value = 11.31 V/m; Power Drift = 0.00 dB

Peak SAR (extrapolated) = 0.142 W/kg

SAR(1 g) = 0.093 W/kg; SAR(10 g) = 0.059 W/kg

Maximum value of SAR (measured) = 0.109 W/kg



System Check_H1900

DUT: Dipole 1900 MHz D1900V2

Communication System: UID 0, CW (0); Frequency: 1900 MHz; Duty Cycle: 1:1

Medium: HSL1900 Medium parameters used: $f = 1900$ MHz; $\sigma = 1.43$ S/m; $\epsilon_r = 39.963$; $\rho = 1000$ kg/m³

DASY5 Configuration:

- Probe: ES3DV3 - SN3240; ConvF(5.13, 5.13, 5.13); Calibrated: 3/28/2018;
- Sensor-Surface: 3mm (Mechanical Surface Detection)
- Electronics: DAE4 Sn420; Calibrated: 3/22/2018
- Phantom: SAM 1; Type: QD000P40CC; Serial: TP:1469
- Measurement SW: DASY52, Version 52.8 (8); SEMCAD X Version 14.6.10 (7373)

Configuration/Configuration/Area Scan (61x61x1): Interpolated grid: dx=1.500 mm, dy=1.500 mm

Maximum value of SAR (interpolated) = 0.495 W/kg

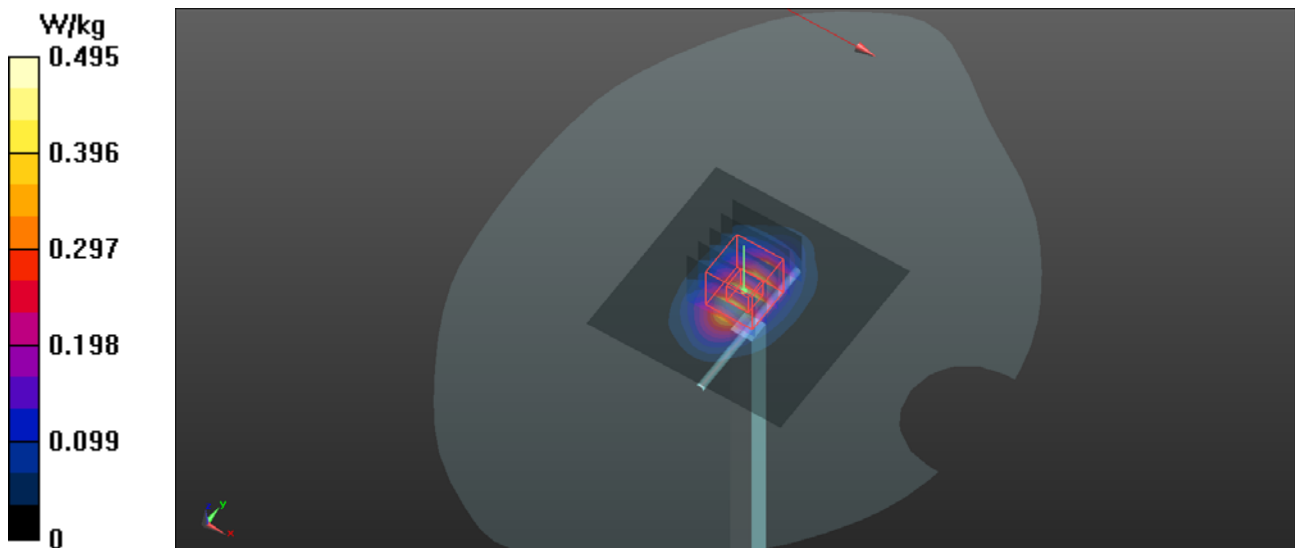
Configuration/Configuration/Zoom Scan (5x5x7)/Cube 0: Measurement grid: dx=8mm, dy=8mm, dz=5mm

Reference Value = 18.87 V/m; Power Drift = -0.00 dB

Peak SAR (extrapolated) = 0.707 W/kg

SAR(1 g) = 0.388 W/kg; SAR(10 g) = 0.202 W/kg

Maximum value of SAR (measured) = 0.493 W/kg



System Check_B835

DUT: Dipole 835 MHz D835V2

Communication System: UID 0, CW (0); Frequency: 835 MHz; Duty Cycle: 1:1

Medium: MSL850 Medium parameters used: $f = 835 \text{ MHz}$; $\sigma = 0.994 \text{ S/m}$; $\epsilon_r = 56.012$; $\rho = 1000 \text{ kg/m}^3$

DASY5 Configuration:

- Probe: ES3DV3 - SN3240; ConvF(6.29, 6.29, 6.29); Calibrated: 3/28/2018;
- Sensor-Surface: 3mm (Mechanical Surface Detection)
- Electronics: DAE4 Sn420; Calibrated: 3/22/2018
- Phantom: SAM 1; Type: QD000P40CC; Serial: TP:1469
- Measurement SW: DASY52, Version 52.8 (8); SEMCAD X Version 14.6.10 (7373)

Configuration/System Check/Area Scan (61x61x1): Interpolated grid: $dx=1.500 \text{ mm}$, $dy=1.500 \text{ mm}$

Maximum value of SAR (interpolated) = 0.109 W/kg

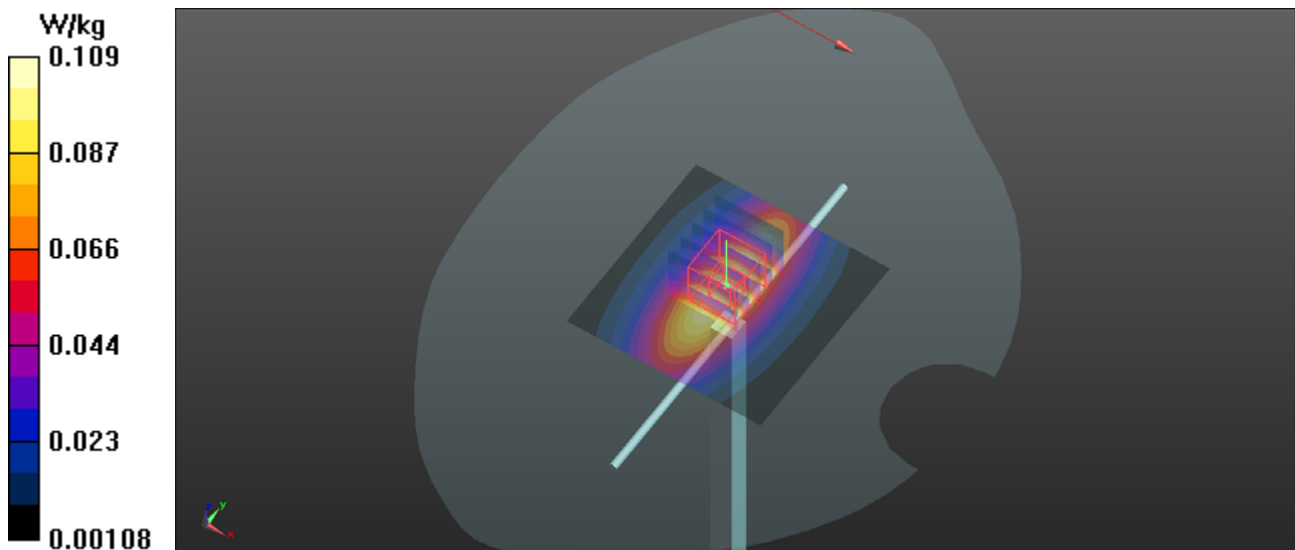
Configuration/System Check/Zoom Scan (5x5x7)/Cube 0: Measurement grid: $dx=8\text{mm}$, $dy=8\text{mm}$, $dz=5\text{mm}$

Reference Value = 10.73 V/m ; Power Drift = 0.03 dB

Peak SAR (extrapolated) = 0.139 W/kg

SAR(1 g) = 0.094 W/kg ; SAR(10 g) = 0.061 W/kg

Maximum value of SAR (measured) = 0.110 W/kg



System Check_B1900

DUT: Dipole 1900 MHz D1900V2

Communication System: UID 0, CW (0); Frequency: 1900 MHz; Duty Cycle: 1:1

Medium: MSL1900 Medium parameters used: $f = 1900$ MHz; $\sigma = 1.55$ S/m; $\epsilon_r = 52.59$; $\rho = 1000$ kg/m³

DASY5 Configuration:

- Probe: ES3DV3 - SN3240; ConvF(4.8, 4.8, 4.8); Calibrated: 3/28/2018;
- Sensor-Surface: 3mm (Mechanical Surface Detection)
- Electronics: DAE4 Sn420; Calibrated: 3/22/2018
- Phantom: SAM 1; Type: QD000P40CC; Serial: TP:1469
- Measurement SW: DASY52, Version 52.8 (8); SEMCAD X Version 14.6.10 (7373)

Configuration/Configuration/Area Scan (61x61x1): Interpolated grid: dx=1.500 mm, dy=1.500 mm

Maximum value of SAR (interpolated) = 4.64 W/kg

Configuration/Configuration/Zoom Scan (5x5x7)/Cube 0: Measurement grid: dx=8mm, dy=8mm, dz=5mm

Reference Value = 54.56 V/m; Power Drift = 0.08 dB

Peak SAR (extrapolated) = 6.57 W/kg

SAR(1 g) = 3.85 W/kg; SAR(10 g) = 2.1 W/kg

Maximum value of SAR (measured) = 4.64 W/kg

